

| Company Doctors | Location |
|--------------------------------|---------------|
| J. M. L. JENSEN, Chief Surgeon | Chicago |
| *R. J. KENNEDY | Joliet |
| *D. W. FEY | Pearia |
| *H. A. AMESBURY | Clinton |
| J. B. ROTH | Morris |
| P. R. CLARK | Marseilles |
| R. A. VAN ATTA | Ottawa |
| *J. DeVRIES | Ottawa |
| JAMES S. GEEN | Utica |
| *J. W. GEIGER | LaSalle |
| H. J. JACOBS | Spring Valley |
| GEO. B. MEAGHER | Depue |
| H. E. BRAUN | Tiskilwa |
| O. B. GILTNER | Sheffield |
| WM. D. LARSON | Annawan |
| J. S. PUENTES | Atkinson |
| W. R. YOUNG | Geneseo |
| *H. C. DEBOURCY | Silvis |
| *GEO. A. COOK | East Moline |
| *L. A. DONDANVILLE | Moline |
| C. P. O'NEILL | Rock Island |
| *W. G. BESSMER | Davenport |
| J. W. CANNON | Lacon |
| J. T. WEAD | Wyoming |
| P. M. SCHMIDT | Galva |
| *C. P. PHILLIPS | Muscantine |
| JAMES W. PENCE | Columbus Jct. |
| M. L. McCREEDY | Washington |
| *L. D. JAMES | Fairfield |
| J. E. KIMBALL | West Liberty |
| *W. L. YETTER | Iowa City |
| R. J. HENNIS | Oxford |
| HENRY MOERSHALL | Homestead |
| J. R. PARRISH | Grinnell |
| JNO. W. BILLENGSLEY | Newton |
| *ARNOLD L. NELSON | Des Moines |
| *JAMES B. FRASER | Des Moines |
| *VICTOR G. PARSONS | Des Moines |
| *E. A. COBB | Cedar Rapids |
| *FRANK G. OBER | Burlington |
| J. H. CHITTUM | Wapello |
| J. E. BLUMGREN | Vinton |
| S. W. BARNETT | Cedar Falls |
| FRED M. MARQUIS | Waterloo |
| B. V. ANDERSON | Greene |
| *ROBERT JOHNSON | Iowa Falls |
| CHAS. G. YOST | Center Point |
| N. L. HERSEY | Independence |
| L. L. CARR | West Union |
| A. F. FRITCHEN | Decorah |
| O. C. HARDWIG | Waverly |
| W. M. PAGE | Montezuma |

*Examiner

Oculist and Aurist

| | |
|--------------------------------------|--------------|
| J. W. CLARK | Chicago |
| H. V. WADSWORTH | Joliet |
| GEO. J. WYMAN | Pearia |
| W. P. FREAD | Ottawa |
| C. D. JOHNSON | Moline |
| M. L. OSTROM | Rock Island |
| G. F. HARKNESS | Davenport |
| TAIT and MARQUIS | Des Moines |
| J. K. VON LACKUM | Cedar Rapids |
| GEO. J. PEARSON | Burlington |
| WAYNE R. LEE, Asst. Oculist & Aurist | Burlington |

Rule 4 - (b) Uniform Code of Operating rules; employees who are in anyway affected by the time table must have a copy of the current time table and "Speed Restrictions & Special instructions" S-3 with them while on duty.

SEE PAGE 19 FOR HOSPITALS

Chicago, Rock Island & Pacific Railroad



TIME TABLE

ROCK ISLAND DIVISION

FIRST DISTRICT

No. 4

EFFECTIVE AT 12:01 A.M.
CENTRAL STANDARD TIME

SUNDAY JUNE 29, 1958

B. R. DEW,
Superintendent

G. J. MULICK,
General Manager

R. H. ANDERSON,
General Supt.
Transportation

This Time Table for the exclusive use
and guidance of Employes

MAIN LINE WESTWARD

| FIRST CLASS | | | | | | | | | M. P. from Chicago | Station Numbers | SUBDIVISION 2 STATIONS | |
|-------------|-------|-------|--------|--------|--------|--------------|--------|------------------|--------------------|-----------------|------------------------|--|
| 1 | 9 | 39 | 503 | 505 | 7 | 3 | 501 | Time Table No. 4 | | | June 29, 1958 | |
| Psgr. | Psgr. | Psgr. | Rocket | Rocket | Rocket | Golden State | Rocket | | | | | |
| Daily | Daily | Daily | Daily | Daily | Daily | Daily | Daily | | | | | |
| P.M. | P.M. | P.M. | P.M. | P.M. | P.M. | P.M. | P.M. | | | | | |
| 11.10 | 10.00 | 9.00 | 5.45 | 5.00 | 2.25 | 1.10 | 9.49 | 0 | 0 | GO | Chicago | |
| 11.34 | 10.25 | 9.25 | 6.05 | 5.24 | 2.44 | 1.30 | 9.49 | 15.7 | 16 | BI | Blue Island | |
| 12.01 | 10.50 | 9.50 | 6.27 | 5.50 | 3.10 | 1.53 | 10.12 | 40.2 | 40 | ... | JOLIET | |
| 12.04 | 10.53 | 9.53 | 6.30 | 5.53 | 3.12 | 1.55 | 10.15 | 42.4 | 42 | ... | ROCKDALE | |
| 12.12 | 11.01 | 10.01 | 6.38 | 6.00 | 3.19 | 2.03 | 10.22 | 51.1 | 51 | HS | MINOOKA | |
| 12.22 | 11.10 | 10.10 | 6.47 | 6.10 | 3.28 | 2.11 | 10.33 | 61.7 | 62 | MD | MORRIS | |
| 12.32 | 11.19 | 10.19 | 6.57 | 6.19 | 3.35 | 2.18 | 10.42 | 65.5 | 66 | ... | STOCKDALE | |
| 12.38 | 11.24 | 10.24 | 7.01 | 6.23 | 3.39 | 2.22 | 10.46 | 71.9 | 72 | SN | SENECA | |
| 12.52 | 11.31 | 10.31 | 7.07 | 6.30 | 3.46 | 2.27 | 10.54 | 77.3 | 77 | MS | MARSEILLES | |
| 1.04 | 11.40 | 10.40 | 7.15 | 6.39 | 3.55 | 2.35 | 11.03 | 84.5 | 85 | WA | OTTAWA | |
| 1.19 | 11.45 | 10.46 | 7.24 | 6.45 | 4.00 | 2.40 | 11.10 | 84.8 | ... | ... | CB&Q CROSSING | |
| 1.26 | 11.51 | 10.53 | 7.30 | 6.52 | 4.06 | 2.46 | 11.17 | 89.0 | 89 | ... | ARZNER | |
| 1.32 | 11.56 | 10.58 | 7.34 | 6.57 | 4.10 | 2.51 | 11.22 | 94.0 | 94 | K | UTICA | |
| 1.45 | 12.01 | 11.05 | 7.40 | 7.04 | 4.15 | 2.56 | 11.29 | 99.0 | 99 | UD | LA SALLE | |
| 2.05 | 12.10 | 11.13 | 7.40 | 7.04 | 4.15 | 2.56 | 11.29 | 100.1 | 100 | ... | ... | |
| 2.13 | 12.10 | 11.13 | 7.40 | 7.04 | 4.15 | 2.56 | 11.29 | 101.0 | ... | ... | CB&Q CROSSING | |
| 2.20 | 12.16 | 11.19 | 7.18 | 7.18 | 4.27 | 3.08 | 3.03 | 104.3 | 104 | SV | SPRING VALLEY | |
| 2.30 | 12.23 | 11.26 | 7.25 | 7.25 | 4.34 | 3.15 | 3.15 | 109.9 | 110 | D | DE PUE | |
| 2.35 | 12.27 | 11.30 | 7.29 | 7.29 | 4.38 | 3.19 | 3.19 | 114.2 | 114 | AU | BUREAU | |
| 2.39 | 12.30 | 11.33 | 7.32 | 7.32 | 4.41 | 3.22 | 3.22 | 122.4 | 123 | KI | TISKILWA | |
| 2.45 | 12.35 | 11.38 | 7.37 | 7.37 | 4.45 | 3.26 | 3.26 | 128.6 | 129 | ... | WYANET | |
| 2.55 | 12.42 | 11.46 | 7.44 | 7.44 | 4.50 | 3.31 | 3.31 | 136.5 | 137 | SF | SHEFFIELD | |
| 3.07 | 12.50 | 11.54 | 7.52 | 7.52 | 4.56 | 3.38 | 3.38 | 141.9 | 142 | Z | MINERAL | |
| 3.13 | 12.54 | 11.58 | 7.56 | 7.56 | 5.00 | 3.42 | 3.42 | 145.6 | 146 | JF | ANNAWAN | |
| 3.15 | 12.56 | 12.01 | 7.58 | 7.58 | 5.01 | 3.43 | 3.43 | 151.5 | 152 | AK | ATKINSON | |
| 3.23 | 1.00 | 12.08 | 8.06 | 8.06 | 5.07 | 3.49 | 3.49 | 159.1 | 159 | GV | GENESE | |
| 3.35 | 1.15 | 12.15 | 8.15 | 8.15 | 5.13 | 3.55 | 3.55 | 167.8 | 168 | ... | GREEN RIVER | |
| A.M. | A.M. | A.M. | P.M. | P.M. | P.M. | P.M. | P.M. | 169.7 | 170 | ... | COLONA | |
| | | | | | | | | 169.7 | ... | ... | CB&Q CROSSING | |
| | | | | | | | | 173.7 | 173 | S | SILVIS | |
| | | | | | | | | 175.1 | 175 | ... | EAST MOLINE | |
| | | | | | | | | 178.9 | 179 | ... | MOLINE | |
| | | | | | | | | 181.1 | 181 | YN DI | ROCK ISLAND | |

SEE FOOTNOTES ON PAGE 2.

Rock Island - First class trains approach passenger station at RESTRICTED SPEED.

No. 1 discharge Marseilles, Seneca from Chicago and Englewood. Joliet and Marseilles to receive for points where scheduled to stop.

No. 501 - Joliet receive for Peoria.

No. 7 - Joliet - receive for stop points Newton or beyond. Ottawa, LaSalle receive for Omaha and beyond.

No. 3 receives Joliet and Bureau for El Paso or beyond. Moline discharge from Chicago and Englewood and receives for Kansas City or beyond.

No. 503 discharge Morris from Chicago and Englewood.

No. 505 receive Joliet for points where scheduled to stop, receive La Salle for Tri-Cities and beyond.

No. 9 Joliet receive for Des Moines and stop points west. Moline discharge from Chicago and Englewood, receive for Des Moines and beyond.

No. 39 receive for Excelsior Spgs. and beyond. Discharge Friday, Saturday and Sunday Morris from Chicago and Englewood. Discharge daily at LaSalle from Chicago and Englewood.

MAIN LINE EASTWARD

| SUBDIVISION 2 STATIONS Time Table No. 4 June 29, 1958 | | | | Capacity of Westward Sidings | Capacity of Eastward Sidings | Capacity of Other Tracks | Signs | FIRST CLASS | | | | | | | | | |
|--|--|--|--|---------------------------------|---------------------------------|-----------------------------|--------|---------------|---------------|---------------|---------------|-----------------|---------------|---------------|---------------|------|--|
| | | | | | | | | 2 | 40 | 8 | 502 | 4 | 506 | 504 | 10 | | |
| | | | | | | | | Psgr. | Psgr. | Rocket | Rocket | Golden State | Rocket | Rocket | Rocket | | |
| | | | | | | | | Daily A.M. | Daily A.M. | Daily A.M. | Daily A.M. | Daily A.M. | Daily P.M. | Daily P.M. | Daily P.M. | | |
| Chicago 15.7 | | | | | | | RWTYYd | | | | | | | | | | |
| Blue Island 24.5 | | | | | | | RFWTYd | 4.30 | 7.16 | 7.33 | 8.23 | 10.30 | 12.52 | 4.18 | 8.00 | | |
| JOLIET 2.2 | | | | | 95 | Yard | RFWTYd | 4.00 | 6.47 | 7.10 | 8.00 | 10.05 | 12.28 | 3.55 | 7.37 | | |
| ROCKDALE 8.7 | | | | | 111 | 200 | 322 | Yd | 3.56 | 6.43 | 7.06 | 7.55 | 10.01 | 12.24 | 3.51 | 7.32 | |
| MINOOKA 10.6 | | | | | 100 | 97 | 53 | | 3.46 | 6.35 | 6.57 | 7.46 | 9.53 | 12.17 | 3.44 | 7.23 | |
| MORRIS 3.8 | | | | | 97 | 93 | Yard | W | 3.34 | 6.27 | 6.48 | 7.36 | 9.44 | 12.08 | 3.35 | 7.14 | |
| STOCKDALE .. 6.4 | | | | | | | 20 | | | | | | | | | | |
| SENECA 5.4 | | | | | 104 | 73 | Yard | Y | 3.21 | 6.18 | 6.39 | 7.27 | 9.34 | 11.59 | 3.25 | 7.05 | |
| MARSELLES .. 7.2 | | | | | 87 | 91 | 243 | Yd | 3.14 | 6.13 | 6.34 | 7.22 | 9.29 | 11.55 | 3.21 | 7.00 | |
| OTTAWA 0.3 | | | | | 36 87 | 125 123 | Yard | WYYd | 3.06 | 6.06 | 6.27 | 7.16 | 9.21 | 11.48 | 3.15 | 6.52 | |
| CB&G CROSSING 4.2 | | | | | | | | | | | | | | | | | |
| ARZNER 5.0 | | | | | 120 | | 50 | | | | | | | | | | |
| UTICA 5.0 | | | | | | 112 | Yard | Yd | 2.54 | 5.55 | 6.18 | 7.06 | 9.12 | 11.38 | 3.05 | 6.41 | |
| LA SALLE .. 2.0 | | | | | | | Yard | Yd | 2.49 | 5.50 | 6.13 | 7.01 | 9.07 | 11.32 | 3.00 | 6.35 | |
| CB&G CROSSING 3.3 | | | | | | | Yard | Yd | | | | | | | | | |
| SPRING VALLEY 5.6 | | | | | | | 34 | | 2.42 | 5.42 | 6.07 | 6.54 | 9.01 | 11.26 | 2.54 | 6.28 | |
| DE PUE 4.3 | | | | | 98 | 114 | Yard | | 2.36 | 5.37 | 6.02 | 6.49 | 8.55 | 11.21 | 2.49 | 6.23 | |
| BUREAU 8.2 | | | | | 165 | 125 | Yard | RWYYd | 2.16 | 5.32 | 5.57 | 6.45 | 8.49 | 11.17 | 2.45 | 6.18 | |
| TISKILWA 6.2 | | | | | 112 | 91 | 60 | | 2.05 | 5.23 | 5.48 | | 8.41 | 11.08 | | 6.05 | |
| WYANET 7.9 | | | | | 108 | | 31 | | 1.59 | 5.17 | 5.42 | | 8.35 | 11.03 | | 6.00 | |
| SHEFFIELD .. 5.4 | | | | | 114 | 62 | 75 | | 1.52 | 5.10 | 5.35 | | 8.27 | 10.57 | | 5.54 | |
| MINERAL 3.7 | | | | | 60 | | 62 | | 1.47 | 5.05 | 5.31 | | 8.22 | 10.53 | | 5.50 | |
| ANNAPAN 5.9 | | | | | | | 60 | | 1.43 | 5.02 | 5.28 | | 8.18 | 10.50 | | 5.47 | |
| ATKINSON ... 7.6 | | | | | 102 | 80 | 80 | | 1.38 | 4.57 | 5.24 | | 8.13 | 10.46 | | 5.43 | |
| GENESEO ... 8.7 | | | | | 125 | 49 | 250 | | 1.31 | 4.50 | 5.18 | | 8.06 | 10.40 | | 5.37 | |
| GREEN RIVER . 1.8 | | | | | | | 20 | | | | | | | | | | |
| COLONA 0.1 | | | | | | | 20 | | 1.21 | 4.40 | 5.09 | | 7.56 | 10.30 | | 5.27 | |
| CB&G CROSSING 4.0 | | | | | | | | | | | | | | | | | |
| SILVIS 1.4 | | | | | | | Yard | RFWYYd | 1.16 | 4.36 | 5.05 | | 7.52 | 10.26 | | 5.23 | |
| EAST MOLINE 3.8 | | | | | | | 20 | Yd | 1.14 | 4.34 | 5.03 | | 7.50 | 10.24 | | 5.21 | |
| MOLINE 2.2 | | | | | | | Yard | Yd | 1.09 | 4.30 | 4.59 | | 7.45 | 10.20 | | 5.16 | |
| ROCK ISLAND.. 140.9 | | | | | | | Yard | RFWTYd | 1.05 | 4.25 | 4.52 | | 7.40 | 10.15 | | 5.10 | |

TWO MAIN TRACKS -- SIGNAL INDICATIONS

Rules 400-406 MP 30 Pole 32 MP 43 MP 63 MP 43 Pole 20 Pole 18
 Rules 450-453 MP 30 Pole 32 MP 43 MP 63 MP 43 Pole 20 Pole 18
 Rules 450-453 MP 115 Pole 32 MP 103 Pole 1 MP 148 Pole 33 MP 115 Pole 32
 Rules 400-406 MP 148 Pole 33 MP 172 Pole 42
 Rules 450-453 MP 172 Pole MP 211 Pole 34

EXCEPT WHERE RULES 400 TO 406, INCLUSIVE, AND 450 TO 453, INCLUSIVE, ARE IN EFFECT, ON TWO MAIN TRACKS, WHEN EITHER IS USED AS SINGLE TRACK, OR WHEN OPERATING UNDER RULE 356, TRAINS EASTWARD ARE SUPERIOR TO TRAINS OF THE SAME CLASS WESTWARD.

PASSENGER TRAINS HANDLING CONVENTIONAL TYPE EQUIPMENT WILL NOT EXCEED 79 MPH.
 Rules 93 and D-93 are in effect at Rockdale, Bureau and Silvis within Signal indication territory.
 No. 8 Bureau, LaSalle, Ottawa, and Joliet discharge from Newton and beyond.
 No. 502 discharge Joliet from Ottawa, LaSalle, Peoria; receive Bureau and Morris for Englewood and Chicago.

No. 506 discharge Joliet from Tri-Cities and beyond receive Geneseo for Englewood and Chicago.
 No. 4 discharge Bureau and Joliet from El Paso or beyond, Moline to discharge from Kansas City and beyond and receive for Englewood and Chicago.
 No. 504 discharge Joliet from Ottawa, LaSalle or Peoria.
 No. 40 discharge Bureau, LaSalle, Ottawa and Joliet from Excelsior Sprgs. and beyond, Receive at Geneseo for Englewood and Chicago.
 No. 10 discharge from Peoria, Tri-Cities and beyond.

MAIN LINE WESTWARD

| SECOND CLASS | | | | FIRST CLASS | | | | M.P. from Burlington | Distance from Cedar Rapids | SUBDIVISION 16 STATIONS | |
|--------------|---------------------|--------------|---------------|---------------------|----------------|-------|-------|----------------------|----------------------------|------------------------------------|---------------|
| | 923 | 99 | 903 | 811 | 61 | | | | | Time Table No. 4 | June 29, 1958 |
| | Mixed | Freight | Freight | Mixed | Rocket Zephyr | | | | | | |
| | Daily Except Sunday | Daily | Daily | Monday Weds. Friday | Daily | | | | | | |
| | A.M. | A.M. | P.M. | A.M. | A.M. | | | | | | |
| | 7.20 | 11.30 | 8.00 | 6.40 | s 1.40 | 97.3 | 0.0 | FB. | CEDAR RAPIDS | S-3 TO Rules 11c, 11d, 11e, 11f | |
| | 7.28 | 11.38 | 8.07 | 6.54 | 1.43 | 98.1 | 0.8 | CR. | CEDAR RAPIDS YD. | 0.8 | |
| | 7.38 | 11.48 | 8.15 | A.M. | 1.48 | 101.7 | 4.4 | ... | LINN JCT. | 3.6 | |
| | 7.49 | 11.54 | 8.22 | | 1.54 | 107.3 | 10.0 | ... | FALG | 5.6 | |
| | 7.52 | 12.01 | 8.29 | | 1.58 | 111.4 | 14.1 | SG. | SHELLSBURG | 4.2 | |
| | f 8.01 | 12.10 | 8.37 | | 2.02 | 115.6 | 18.3 | ... | GREASERS | 4.2 | |
| | A.M. | 12.20 | 8.47 | | s 2.10 | 121.0 | 23.7 | N. | VINTON | 5.4 | |
| | | 12.28 | 8.55 | | 2.18 | 128.9 | 31.6 | ... | MOUNT AUBURN | 7.9 | |
| | | 12.38 | 9.05 | | 2.24 | 135.3 | 38.0 | PA. | LA PORTE CITY | 6.4 | |
| | | 12.46 | 9.25 62 | | 2.31 | 143.3 | 46.0 | ... | WASHBURN | 10.0 | |
| | | | | | 2.35 | 148.2 | 50.9 | ... | EAST YARD | 4.9 | |
| | | | | | | 150.2 | 52.9 | ... | CGW Crossing | 2.0 | |
| | | 12.54 | 9.35 | | s 2.50 | 150.2 | 52.9 | WD. | WATERLOO | 0.8 | |
| | | | | | | 151.0 | | ... | WCF&N Crossing | 0.8 | |
| | | 12.58 | 9.52 | | 2.53 | 152.1 | 54.8 | ... | BORDEN | 4.1 | |
| | | | | | | 156.2 | 58.9 | ... | CGW Crossing | 0.3 | |
| | | 1.06 | 10.02 | | g 2.59 | 156.5 | 59.2 | FA. | CEDAR FALLS | 1.0 | |
| | | | | | | 157.5 | 60.2 | ... | Ill. Cent. Crossing | 3.0 | |
| | | 1.14 | 10.10 | | 3.06 | 161.3 | 64.0 | ... | NORRIS | 6.4 | |
| | | 1.22 | 10.19 | | 3.13 | 167.7 | 70.4 | ... | WAVERLY JCT. | 4.4 | |
| | | 1.32 94 | 10.25 | | 3.17 | 172.1 | 74.8 | SH. | SHELL ROCK | 6.9 | |
| | | | | | | 178.9 | 81.7 | ... | CGW Crossing | 0.1 | |
| | | 1.44 | 10.35 904 | | 3.25 | 179.0 | 81.7 | CU. | CLARKSVILLE | 1.1 | |
| | | 1.54 | 10.48 | | 3.31 | 185.1 | 87.8 | ... | PACKARD | 4.9 | |
| | | 2.01 | 10.57 | | g 3.38 | 190.0 | 92.7 | GN. | GREENE | 5.7 | |
| | | 2.09 | 11.17 | | 3.45 | 195.7 | 98.4 | RA. | MARBLE ROCK | 8.0 | |
| | | 2.22 | 11.37 | | 3.52 | 203.7 | 106.4 | RF. | ROCKFORD | 7.0 | |
| | | 2.34 | 11.52 P.M. | | s 4.02 | 210.7 | 113.4 | NO. | NORA SPRINGS | 0.0 | |
| | | | | | | 210.7 | 113.4 | ... | CMS&P Crossing | 5.7 | |
| | | 2.44 | 12.05 A.M. | | 4.08 | 216.4 | 119.1 | ... | ROCK FALLS | 3.1 | |
| | | | | | | 219.5 | 122.2 | ... | CMS&P Crossing | 0.0 | |
| | | 2.55 | 12.15 | | 4.12 | 219.5 | 122.2 | ... | PLYMOUTH JCT. | 5.3 | |
| | | | | | | 224.8 | 127.5 | ... | CGW Crossing | 0.3 | |
| | | 3.30 P.M. | 1.00 A.M. | | s 4.30 A.M. | 225.1 | 127.8 | JU. | MANLY | 127.8 | |

TRAINS EASTWARD ARE SUPERIOR TO TRAINS OF THE SAME CLASS WESTWARD.
FORM Y ORDERS AUTHORIZED.

No. 61 receive or discharge to or from points where scheduled to stop.

Between MP 224-38 and MP 225-10 movement of trains and engines are governed by signal indication.

At Manly No. 61 and 62 will register by Form 1339.

MAIN LINE EASTWARD

| SUBDIVISION 16 STATIONS Time Table No. 4 June 29, 1958 | | Station Numbers | Capacity of Sidings | Capacity of Other Tracks | Signs | FIRST CLASS | | | | SECOND CLASS | | | | | |
|---|--|--------------------|------------------------|-----------------------------|-------------|---------------------|--|--|---------------|--------------|-------------------------|---------------------------|---------|--|--|
| | | | | | | 62 | | | | 94 | 810 | 924 | 904 | | |
| | | | | | | Rocker Zephyr | | | | Freight | Mixed | Mixed | Freight | | |
| | | | | | | Daily | | | | Daily | Tues. Thurs. Sat. | Daily Except Sunday | Daily | | |
|CEDAR RAPIDS.... | | 3097 | | | WRYd | P.M. s 10.20 | | | | | | | | | |
| 0.8 CEDAR RAPIDS YD. 11b, 11c, 3.6 11d, 11e | | 3097 | Yard | 3042 | RFWTY Yd | 10.17 | | | P.M. 4.00 | P.M. 2.20 | P.M. 3.00 | A.M. 12.50 | | | |
| 4.1 ... LINN JCT. | | 3102 | | | | 10.11 | | | 3.35 | 2.00 P.M. | 2.30 | 12.41 | | | |
| 5.6 ... PALO. | | 3108 | 75 | 20 | | 10.06 | | | 3.24 | | 2.20 | 12.34 | | | |
| 4.1 ... SHELLSBURG. | | 3112 | 52 | 22 | | 10.02 | | | 3.18 | | 2.10 | 12.28 | | | |
| 4.2 ... GREASERS. | | 3116 | 53 | | | 9.59 | | | 3.12 | | 2.01 | 12.20 | | | |
| 5.4 ... VINTON. | | 3121 | 65 | 167 | RYd | s 9.52 | | | 3.02 | | f 1.35 P.M. | 12.11 A.M. | | | |
| 7.9 ... MOUNT AUBURN. | | 3129 | | 16 | | 9.41 | | | 2.49 | | | 12.01 P.M. | | | |
| 6.4 ... LA PORTE CITY. | | 3135 | 66 | 65 | | 9.36 | | | 2.39 | | | 11.52 | | | |
| 8.0 ... WASHBURN. | | 3143 | 75 | 32 | | 9.29 | | | 2.28 | | | 11.42 | | | |
| 4.9 ... EAST YARD. | | 3149 | 95 | 243 | TYd | 9.25 ⁹⁰³ | | | 2.20 | | | 11.35 | | | |
| 2.0 ... CGW Crossing. | | | | | | | | | | | | | | | |
| 0.0 ... WATERLOO. | | 3151 | | 375 | RYd | s 9.22 | | | 2.11 | | | 11.30 | | | |
| 0.8 ... WCF&N Crossing. | | | | | | | | | | | | | | | |
| 1.1 ... BORDEN. | | | 68 | | Yd | 9.08 | | | 2.04 | | | 11.25 | | | |
| 4.1 ... CGW Crossing. | | | | | | | | | | | | | | | |
| 0.3 ... CEDAR FALLS. | | 3156 | 28 | 87 | WYd | s 9.03 | | | 1.55 | | | 11.15 | | | |
| 1.0 ... Ill. Cent. Crossing. | | | | | | | | | | | | | | | |
| 3.8 ... NORRIS. | | 3160 | 75 | | | 8.55 | | | 1.46 | | | 11.07 | | | |
| 6.4 ... WAVERLY JCT. | | 3168 | | 22 | Y | 8.49 | | | 1.38 | | | 10.58 | | | |
| 4.4 ... SHELL ROCK. | | 3172 | 68 | 62 | | 8.45 | | | 99 1.32 | | | 10.50 | | | |
| 6.9 ... CGW Crossing. | | | | | | | | | | | | | | | |
| 0.0 ... CLARKSVILLE. | | 3179 | 106 | 33 | | 8.37 | | | 1.19 | | | 903 10.35 | | | |
| 6.1 ... PACKARD. | | 3185 | | 26 | | 8.31 | | | 1.08 | | | 10.27 | | | |
| 4.9 ... GREENE. | | 3190 | 73 | 72 | | g 8.26 | | | 12.59 | | | 10.20 | | | |
| 5.7 ... MARBLE ROCK. | | 3196 | 83 | 46 | | 8.19 | | | 12.50 | | | 10.12 | | | |
| 8.0 ... ROCKFORD. | | 3204 | 67 | 87 | W | 8.11 | | | 12.38 | | | 9.59 | | | |
| 0.0 ... NORA SPRINGS. | | 3211 | 66 | 20 | | s 8.02 | | | 12.28 | | | 9.50 | | | |
| 0.0 ... CMS&P&P Crossing. | | | | | | | | | | | | | | | |
| 5.7 ... ROCK FALLS. | | 3217 | | 10 | | 7.54 | | | 12.20 | | | 9.43 | | | |
| 0.0 ... CMS&P&P Crossing. | | | | | | | | | | | | | | | |
| 0.0 ... PLYMOUTH JCT. | | 3220 | 65 | | | 7.51 | | | 12.15 | | | 9.38 | | | |
| 5.3 ... CGW Crossing. | | | | | | | | | | | | | | | |
| 0.3 ... MANLY. | | 3225 | Yard | 798 | RFWTYd | s 7.45 P.M. | | | 12.01 P.M. | | | 9.30 P.M. | | | |

TRAINS EASTWARD ARE SUPERIOR TO TRAINS OF THE SAME CLASS WESTWARD.

SEE FOOT NOTES ON PAGE 5.

No. 62 receive or discharge to or from points where scheduled to stop.

WESTWARD

MAIN LINE

EASTWARD

| SECOND CLASS | | | | FIRST CLASS | M. P. from Burlington | Station Numbers | SUBDIVISION 15 STATIONS | | | | Capacity of Sidings | Capacity of Other Tracks | Signs | FIRST CLASS | SECOND CLASS | | | |
|--------------|------------|-----------------------|---------------|---------------|-----------------------|-----------------|------------------------------|-----------------------------|---------|------|---------------------|--------------------------|---------------|-------------|-----------------------|---------|-----------|--|
| 903 | 99 | 23 | 61 | 62 | | | 904 | 22 | 94 | 62 | | | | 904 | 22 | 94 | | |
| Freight | Freight | CB&Q Mixed | Rocket Zephyr | Rocket Zephyr | | | | | | | | | Rocket Zephyr | Freight | CB&Q Mixed | Freight | | |
| Daily | Daily | Daily Ex. Sat. Sunday | Daily | Daily | | | | | | | | | Daily | Daily | Daily Ex. Sat. Sunday | Daily | | |
| | | A.M. 7.20 | P.M. 10.40 | ... | 3000 | BN | BURLINGTON | .TO | ... | RYd | | | A.M. 1.10 | | P.M. 2.55 | | | |
| | | 7.25 | 10.46 | 0.0 | ... | | MARKET STREET. | S-3 Rule 1B | | | | | 12.59 | | 2.50 | | | |
| | | 7.30 | 10.47 | 0.4 | 3001 | BU | BURLINGTON (Freight Station) | .TO | Yd | 424 | RFW TYd | | 12.57 | | 2.46 | | | |
| | | 7.55 | 10.57 | 8.7 | 3009 | | LATTY | | 20 | | | | 12.45 | | 2.26 | | | |
| | | 8.05 | 10.59 | 11.6 | 3012 | | SPERRY | | 16 | 17 | | | 12.42 | | 2.20 | | | |
| | | 8.25 | 11.03 | 15.2 | 3015 | K | MEDIA POLIS | .TO | | 41 | R | | 12.38 | | 2.10 | | P.M. | |
| | | A.M. | | 22.5 | ... | | M&N Crossing | | | | | | | | | | | |
| | | | 11.11 | 22.8 | 3023 | | MORNING SUN | | 14 | 41 | | | 12.30 | | | | | |
| | | | 11.18 | 29.2 | 3029 | WO | WAPELLO | .TO | 27 | 46 | | | 12.23 | | | | | |
| | | | 11.30 | 40.5 | 231 | CJ | COLUMBUS JCT. | .TO | 47 | 97 | YYdW | | 12.10 | | | | | |
| | | | | 40.5 | ... | | CRIP Crossing | | | | | | | | | | | |
| | | | | 46.9 | ... | | CMS&P Crossing | | | | | | | | | | | |
| | | | 11.42 | 47.5 | 3048 | | CONE | | 28 | 27 | | | P.M. 11.57 | | | | | |
| | | | 11.49 | 54.7 | 3055 | NC | NICHOLS | .TO | 18 | 78 | | | 11.49 | | | | | |
| | | | | 61.4 | ... | | CRIP Crossing | .UX | | | | | | | | | | |
| P.M. 4.20 | A.M. 8.50 | | 12.12 | 61.4 | 2038 | W | WEST LIBERTY | .TO | E30 W20 | 147 | RWY Yd | | 11.40 | | A.M. 3.30 | | P.M. 7.10 | |
| | | | 12.18 | 66.8 | 3067 | | CENTERDALE | .P | 75 | 8 | | | 11.22 | | 3.22 | | 7.02 | |
| | | | 12.21 | 69.6 | 3070 | B | WEST BRANCH | .TO | 55 | 31 | | | 11.19 | | 3.18 | | 6.58 | |
| | | | 12.25 | 73.2 | 3073 | | OASIS | | | 22 | | | 11.16 | | 3.13 | | 6.52 | |
| | | | 12.26 | 74.6 | 3075 | | ELMIRA | .P | 125 | | | | 11.15 | | 3.09 | | 6.49 | |
| | | | 12.29 | 77.4 | 3078 | | MORSE | .P | | 21 | | | 11.12 | | 3.05 | | 6.45 | |
| | | | 12.35 | 82.2 | 3082 | MD | SOLOM | .TO | 49 | 21 | | | 11.07 | | 2.57 | | 6.37 | |
| | | | 12.42 | 89.0 | 3089 | | ELY | .P | 87 | 20 | | | 11.00 | | 2.45 | | 6.26 | |
| | | | 12.45 | 92.3 | 3093 | | PUTLEGE | .P | 78 | | | | 10.57 | | 2.40 | | 6.20 | |
| | | | | 97.0 | ... | | CB&N Crossing | | | | | | | | | | | |
| | | | | 97.1 | ... | | CMS&P Crossing | | | | | | | | | | | |
| | | | 1.00 | 97.3 | 3097 | FB | CEDAR RAPIDS | .TO | | | WRYd | | 10.50 | | | | | |
| | | | A.M. | | | | | S-3 Rule 11b, 11c, 11d, 11e | | | | | P.M. | | | | | |
| 5.30 P.M. | 10.15 A.M. | | | 98.1 | 3097 | CR | CEDAR RAPIDS YARD | .TO | Yd | 3042 | RFWYT Yd | | | | 2.20 A.M. | | 6.00 P.M. | |

TRAINS EASTWARD ARE SUPERIOR TO TRAINS OF THE SAME CLASS WESTWARD.

SECOND CLASS, EXTRA TRAINS AND ENGINES MUST CLEAR THE TIME OF Nos. 61 AND 62 OUTSIDE ABS TERRITORY NOT LESS THAN 15 MINUTES.
FORM Y ORDERS AUTHORIZED.

When operator not on duty at Burlington Freight Station, clearance will be obtained at Burlington.

At West Liberty Nos. 61, 62, 94, 99, 903 and 904 will register by Form 1339.
All trains must obtain clearance at West Liberty.

No. 61 and 62 receive or discharge to or from points where scheduled to stop.

MAIN LINE WESTWARD

| FIRST CLASS | | | | | | | | | | M. P. from Chicago | Distance from Silvis | SUBDIVISION 27 STATIONS | | |
|-------------|--|--|--|--|-----------|-----------|--------------|--|-----------|--------------------|----------------------|-------------------------|-------|------|
| | | | | | | | | | | | | Time Table No. 4 | | |
| | | | | | | | | | | | | June 29, 1958 | | |
| | | | | | 505 | 7 | 3 | | 1 | 9 | 39 | | | |
| | | | | | Rocket | Rocket | Golden State | | Psgr. | Psgr. | Psgr. | | | |
| | | | | | Daily | Daily | Daily | | Daily | Daily | Daily | | | |
| | | | | | P.M. | P.M. | P.M. | | A.M. | A.M. | A.M. | | | |
| | | | | | 8.20 | 5.20 | 4.05 | | 4.10 | 1.20 | 12.35 | 173.7 | | S |
| | | | | | | | | | | | | 181.1 | 7.4 | VN |
| | | | | | | | | | | | | 181.3 | 7.6 | |
| | | | | | s 8.28 | s 5.28 | s 4.12 | | s 4.18 | s 1.35 | s 12.45 | 182.8 | 9.1 | |
| | | | | | 8.31 P.M. | 5.32 P.M. | 4.15 | | 4.20 A.M. | 1.37 A.M. | 12.48 | 183.7 | 10.0 | |
| | | | | | | | 4.18 | | | | 12.51 | 184.9 | 11.2 | WN |
| | | | | | | | 4.20 | | | | 12.53 | 186.5 | 12.8 | NA |
| | | | | | | | 4.24 | | | | 12.56 | 190.9 | 17.2 | WD |
| | | | | | | | | | | | | 192.0 | 18.3 | |
| | | | | | | | 4.29 | | | | 1.01 | 196.8 | 23.1 | |
| | | | | | | | 4.35 | | | | 1.07 | 202.6 | 28.9 | |
| | | | | | | | g 4.44 | | | | s 1.21 | 210.3 | 36.6 | |
| | | | | | | | 4.47 | | | | 1.23 | 211.6 | 37.9 | DY |
| | | | | | | | 4.51 | | | | 1.28 | 216.6 | 42.9 | |
| | | | | | | | 4.57 | | | | 1.35 | 223.4 | 49.7 | Z |
| | | | | | | | 5.02 | | | | 1.40 | 229.7 | 56.0 | |
| | | | | | | | g 5.05 | | | | s 1.50 | 230.8 | 57.1 | CJ |
| | | | | | | | | | | | | 230.8 | 57.1 | |
| | | | | | | | 5.11 | | | | 1.57 | 236.2 | 62.5 | |
| | | | | | | | 5.15 | | | | s 2.01 | 240.9 | 67.2 | DA |
| | | | | | | | 5.18 | | | | 2.04 | 244.7 | 71.0 | |
| | | | | | | | | | | | | 245.4 | 71.7 | |
| | | | | | | | 5.29 | | | | 2.21 | 261.4 | 84.0 | BR |
| | | | | | | | | | | | 40 | 263.7 | 86.3 | |
| | | | | | | | 5.39 | | | | 2.31 | 272.5 | 95.1 | |
| | | | | | | | | | | | | 274.8 | 97.4 | |
| | | | | | | | 5.42 | | | | s 2.41 | 275.1 | 97.7 | |
| | | | | | | | 5.48 | | | | 2.48 | 280.2 | 102.8 | |
| | | | | | | | 5.52 | | | | 2.53 | 285.1 | 107.7 | |
| | | | | | | | g 5.57 | | | | s 3.10 | 290.7 | 113.3 | |
| | | | | | | | 6.05 P.M. | | | | 3.25 A.M. | 291.5 | 114.1 | ON |

| | |
|--------------------------|-------|
| SILVIS * | |
| ROCK ISLAND, ILL. * TO | 7.4 |
| ... CB&Q Crossing ... UX | 0.2 |
| DAVENPORT, IOWA ... P | 0.6 |
| ... MO. DIV. JCT. ... P | 0.9 |
| WEST DAVENPORT ... TO | 1.2 |
| ... NAHANT ... | 1.6 |
| ... LINWOOD ... P | 4.4 |
| ... BUFFALO ... P | 1.1 |
| ... MONTPELIER ... P | 4.8 |
| ... FAIRPORT ... P | 5.8 |
| ... MUSCATINE ... P | 7.7 |
| ... CULVER ... P | 1.3 |
| ... FRUITLAND ... P | 5.0 |
| ... LETTS ... P | 6.8 |
| ... FREDONIA ... P | 6.3 |
| ... COLUMBUS JCT ... TO | 1.1 |
| ... CRI&P Crossing ... | 0.0 |
| ... COTTER ... P | 5.4 |
| ... AINSWORTH ... TO | 4.7 |
| ... KAY ... P | 3.8 |
| ... CB&Q Crossing ... | 0.7 |
| ... BRIGHTON ... TO | 12.3 |
| EAST PLEASANT PLAIN. P | 2.3 |
| ... OYERO ... P | 8.8 |
| ... CB&Q Crossing ... TO | 2.3 |
| ... FAIRFIELD ... P | 0.3 |
| ... LIBERTYVILLE ... P | 5.1 |
| ... COUNTY ... P | 4.9 |
| ... ELDON ... P | 5.6 |
| ... ELDON YARD ... * TO | 0.8 |
| | 114.1 |

Signal Indications--Rules 450-453 MP 172 Pole 42 to MP 211 Pole 34
Signal Indications--Rules 400-406 MP 211 Pole 34 to MP 291 Pole 20

TWO MAIN TRACKS

WHEN OPERATING UNDER RULE 356 TRAINS EASTWARD ARE SUPERIOR TO TRAINS OF THE SAME CLASS WESTWARD.

Rules 93 and D-93 are in effect at Silvis, Rock Island, Davenport, Missouri Division Junction, West Davenport, Nahant, Linwood, Muscatine and Culver, within Signal Indication territory.

Switches and signals at Missouri Division Jct. are remotely controlled.
First class trains may register by Form 1339 at Eldon Yard.

Rock Island - First class trains approach passenger station at RESTRICTED SPEED.

No. 3 receive Muscatine, Columbus Jct., and Eldon for El Paso or beyond.
Muscatine discharge from Chicago and Englewood.

MAIN LINE EASTWARD

**SUBDIVISION 27
STATIONS**
Time Table No. 4
June 29, 1958

Signal Indications--Rules 450-453 MP 172 Pole 42 to MP 211 Pole 34

Signal Indications--Rules 400-406 MP 211 Pole 34 to MP 291 Pole 20

| STATIONS | Station Numbers | Capacity of Sidings | Capacity of Other Tracks | Signs | FIRST CLASS | | | | | | | | | |
|---------------------------------|-----------------|---------------------|--------------------------|------------|---------------|-----------------------|--------|--------------|---------|--------|--|--|--|--|
| | | | | | 2 | 40 | 8 | 4 | 506 | 10 | | | | |
| | | | | | Psgr. | Psgr. | Rocket | Golden State | Rocket | Rocket | | | | |
| | | | | | Daily | Daily | Daily | Daily | Daily | Daily | | | | |
| SILVIS 7.4 | 173 | | Yard | RFWT Yd | | | | | | | | | | |
| ROCK ISLAND, ILL. 0.2 | 181 | | | RFWTYd | s 12.45 | s 4.10 | s 4.42 | s 7.35 | s 10.15 | s 4.55 | | | | |
| .. CB&Q Crossing .. 1.5 | | | | | | | | | | | | | | |
| DAVENPORT, IOWA. 0.9 | 183 | | | Yd | s 12.30 | s 3.56 | s 4.32 | q 7.21 | s 10.01 | s 4.41 | | | | |
| ... MO. DIV. JCT. 1.2 | 184 | | | Yd | 12.11 A.M. | 3.46 | 4.20 | 7.17 | 9.55 | 4.35 | | | | |
| WEST DAVENPORT 1.5 | 185 | | | RYd | | 3.43 | A.M. | 7.14 | A.M. | P.M. | | | | |
| ... NAHANT. 4.4 | 187 | | | RYd | | 3.40 | | 7.12 | | | | | | |
| ... LINWOOD. 1.1 | 191 | | 255 | Yd | | 3.36 | | 7.08 | | | | | | |
| ... BUFFALO. 4.8 | 192 | | 25 | | | 3.35 | | | | | | | | |
| ... MONTPELIER 5.8 | 197 | | 9 | | | 3.30 | | 7.03 | | | | | | |
| ... FAIRPORT 7.7 | 203 | | 10 | | | 3.24 | | 6.58 | | | | | | |
| ... MUSCATINE 1.3 | 210 | | Yard | WYd | | s 3.17 | | q 6.49 | | | | | | |
| ... CULVER 5.0 | 212 | 125 | 30 | RYd | | 3.11 | | 6.46 | | | | | | |
| ... FRUITLAND 6.8 | 217 | | 26 | | | 3.06 | | 6.42 | | | | | | |
| ... LETTS 6.3 | 224 | 125 | 33 | | | 3.00 | | 6.36 | | | | | | |
| ... FREDONIA 1.1 | 230 | 125 | 14 | Yd | | 2.54 | | 6.30 | | | | | | |
| ... COLUMBUS JCT. 0.0 | 231 | | 65 | WYYd | | s 2.52 | | q 6.28 | | | | | | |
| .. CRI&P Crossing .. 5.4 | | | | | | | | | | | | | | |
| ... COTTER 4.7 | 236 | 125 | 15 | | | 2.41 | | 6.22 | | | | | | |
| ... AINSWORTH 3.8 | 241 | | 28 | | | s 2.37 | | 6.18 | | | | | | |
| ... KAY 0.7 | 245 | 125 | | | | 2.34 | | 6.15 | | | | | | |
| .. CB&Q Crossing .. 12.3 | | | | | | | | | | | | | | |
| ... BRIGHTON 2.3 | 261 | 125 | 162 | | | ³⁹ 2.21 | | 6.04 | | | | | | |
| EAST PLEASANT PLAIN. . . 8.8 | 264 | | 30 | | | | | | | | | | | |
| ... OTERO 2.3 | 273 | 125 | | | | 2.06 | | 5.55 | | | | | | |
| .. CB&Q Crossing .. 0.3 | | | | | | | | | | | | | | |
| ... FAIRFIELD 5.1 | 275 | 20 | 104 | W | | e 2.03 | | 5.53 | | | | | | |
| ... LIBERTYVILLE. 4.9 | 280 | 125 | 15 | | | 1.54 | | 5.48 | | | | | | |
| ... COUNTY 5.6 | 285 | 125 | | | | 1.50 | | 5.43 | | | | | | |
| ... ELDON 0.8 | 291 | | 46 | YYd | | s 1.45 | | q 5.38 | | | | | | |
| ... ELDON YARD 114.1 | 292 | 20 | Yard | RFWT Yd | | 1.40 A.M. | | 5.35 A.M. | | | | | | |

TWO MAIN TRACKS

SEE FOOTNOTES ON PAGE 9.

No. 4 Eldon, Columbus Jct., and Muscatine discharge from El Paso or beyond.
Muscatine and Davenport receive for Englewood and Chicago, Davenport discharge from Kansas City or beyond.

| WESTWARD | | | | BUREAU-PEORIA MAIN LINE | | | | | | | | EASTWARD | | | | |
|--------------|----------------|-------------|------------|--------------------------|---------------------|--------------------|--------------------------|--------|---------|---------|-----------------|-----------|-------------|------------|--------------|--|
| SECOND CLASS | | FIRST CLASS | | Capacity of Other Tracks | Capacity of Sidings | M. P. from Chicago | SUBDIVISION 2-A STATIONS | | | | Station Numbers | Signs | FIRST CLASS | | SECOND CLASS | |
| 909 | 901 | 503 | 501 | | | | 502 | 504 | 910 | 902 | | | | | | |
| Freight | Freight | Rocket | Rocket | | | | Rocket | Rocket | Freight | Freight | | | | | | |
| Daily | Daily Ex. Sun. | Daily | Daily | Yard | 80 | 114.2 | AU | TO | 114 | RWYYd | Daily | Daily | Daily | Daily | | |
| A.M. 2.35 | A.M. 2.30 | P.M. 7.40 | A.M. 11.29 | 30 | 92 | 122.1 | ... | ... | 7.9 | 4008 | g 6.45 | P.M. 2.45 | P.M. 11.25 | A.M. 1.20 | | |
| 3.00 | 2.53 | 7.46 | 11.36 | 30 | 93 | 127.7 | HN | ... | 5.6 | 4014 | 6.37 | 2.36 | 11.07 | 1.09 | | |
| 3.10 | 3.03 | 7.51 | 11.41 | 52 | 93 | 134.7 | SD | ... | 7.0 | 4021 | 6.32 | 2.31 | 10.58 | 12.59 | | |
| 3.22 | 3.15 | 7.57 | 11.47 | 75 | 76 | 142.6 | HA | ... | 7.9 | 4029 | 6.26 | 2.25 | 10.44 | 12.47 | | |
| 3.45 | 3.40 | 8.03 | 11.54 | ... | 102 | 144.1 | ... | ... | 1.5 | 4030 | 6.19 | 2.18 | 10.32 | 12.32 | | |
| 3.50 | 3.45 | 8.05 | 11.56 | 23 | ... | 151.1 | ... | ... | 7.0 | 4037 | 6.17 | 2.16 | 10.29 | 12.29 | | |
| 4.05 | 4.00 | 8.11 | A.M. 12.02 | 5 | 102 | 155.0 | ... | ... | 3.9 | 4041 | 6.11 | 2.10 | 10.20 | 12.17 | | |
| 4.15 | 4.10 | 8.14 | P.M. 12.05 | ... | ... | 159.8 | ... | ... | 4.8 | ... | 6.08 | 2.07 | 10.15 | 12.11 | | |
| | | 8.20 | 12.11 | Yard | ... | 160.7 | BY | ... | 0.9 | ... | 6.03 | 2.03 | | | | |
| 4.35 A.M. | 4.30 A.M. | 8.22 | 12.13 | ... | ... | 161.0 | ... | ... | 0.3 | ... | 6.01 | 2.01 | 10.05 P.M. | 12.01 A.M. | | |
| | | 8.25 P.M. | 12.15 P.M. | ... | ... | 161.0 | ... | ... | 46.8 | 4047 | 6.00 A.M. | 2.00 P.M. | | | | |

TRAINS EASTWARD ARE SUPERIOR TO TRAINS OF THE SAME CLASS WESTWARD. FORM Y ORDERS AUTHORIZED. No. 502 Bureau receive for Englewood and Chicago.

| WESTWARD | | | | PEORIA BRANCH | | | | | | | | EASTWARD | | | |
|-------------------|-------------------|-------|-----------------|------------------------|----------------|----------------|----------------|-------------------|---------------------|--------------------------|--------------|----------|-----|-----|--|
| SECOND CLASS | | Signs | Station Numbers | SUBDIVISION 3 STATIONS | | | | M. P. from Peoria | Capacity of Sidings | Capacity of Other Tracks | SECOND CLASS | | | | |
| 803 | 804 | | | 803 | 804 | 804 | 804 | | | | | | | | |
| Freight | Freight | | | Mon. Wed. Fri. | Mon. Wed. Fri. | Mon. Wed. Fri. | Mon. Wed. Fri. | | | | | | | | |
| Tues. Thurs. Sat. | Tues. Thurs. Sat. | Yd | ... | ... | ... | ... | ... | ... | ... | ... | ... | ... | ... | ... | |
| A.M. 7.30 | 7.30 | Yd | ... | ... | ... | 1.2 | ... | ... | A.M. 11.10 | ... | ... | ... | ... | ... | |
| 7.45 | 7.45 | Yd | 5006 | PEORIA JCT. | 4.0 | ... | ... | ... | 10.53 | ... | ... | ... | ... | ... | |
| 7.48 | 7.48 | Yd | 5007 | PEORIA HEIGHTS | 1.2 | ... | 50 | ... | 10.50 | ... | ... | ... | ... | ... | |
| 8.00 | 8.00 | ... | 5011 | KELLER | 4.0 | ... | 12 | ... | 10.40 | ... | ... | ... | ... | ... | |
| 8.10 | 8.10 | ... | 5015 | ALTA | 4.2 | ... | 15 | ... | 10.30 | ... | ... | ... | ... | ... | |
| 8.25 | 8.25 | ... | 5022 | DUNLAP | 5.9 | ... | 12 | ... | ... | ... | ... | ... | ... | ... | |
| 8.38 | 8.38 | ... | 5026 | AT&SF Crossing | 0.6 | ... | ... | ... | 10.15 | ... | ... | ... | ... | ... | |
| 8.48 | 8.48 | ... | 5031 | PRINCEVILLE | 4.6 | ... | 18 | ... | 10.00 | ... | ... | ... | ... | ... | |
| 9.05 | 9.05 | ... | 5037 | STARK | 4.8 | ... | 26 | ... | ... | ... | ... | ... | ... | ... | |
| 9.20 | 9.20 | ... | 5042 | CB&Q CROSSING | 0.2 | ... | ... | ... | 9.50 | ... | ... | ... | ... | ... | |
| 9.45 | 9.45 | ... | 5048 | WYOMING | 5.6 | ... | 40 | ... | 9.30 | ... | ... | ... | ... | ... | |
| 10.00 | 10.00 | ... | 5052 | TOULON | 5.6 | ... | 51 | ... | 9.15 | ... | ... | ... | ... | ... | |
| 10.12 | 10.12 | ... | 5057 | LAFAYETTE | 5.4 | ... | 30 | ... | 8.45 | ... | ... | ... | ... | ... | |
| 10.29 | 10.29 | ... | 5061 | GALVA | 0.6 | ... | ... | ... | ... | ... | ... | ... | ... | ... | |
| 10.40 | 10.40 | ... | 5067 | CB&Q CROSSING | 0.2 | ... | ... | ... | ... | ... | ... | ... | ... | ... | |
| 10.50 | 10.50 | ... | 5072 | CB&Q CROSSING | 0.2 | ... | ... | ... | ... | ... | ... | ... | ... | ... | |
| 11.00 | 11.00 | R | ... | BISHOP HILL | 3.6 | ... | 26 | ... | 8.25 | ... | ... | ... | ... | ... | |
| 11.15 A.M. | 11.15 A.M. | R | 170 | ULAH | 5.3 | ... | 15 | ... | 8.15 | ... | ... | ... | ... | ... | |
| | | | | CA. CAMBRIDGE | 3.7 | ... | 58 | ... | 8.05 | ... | ... | ... | ... | ... | |
| | | | | RD. OSO | 5.9 | ... | 25 | ... | 7.50 | ... | ... | ... | ... | ... | |
| | | | | ORION | 4.8 | ... | 24 | ... | 7.40 | ... | ... | ... | ... | ... | |
| | | | | ORION JCT. | 1.3 | ... | ... | ... | 7.30 | ... | ... | ... | ... | ... | |
| | | | | COLONA | 9.6 | ... | 20 | ... | 7.10 A.M. | ... | ... | ... | ... | ... | |
| | | | | ... | 81.1 | ... | ... | ... | ... | ... | ... | ... | ... | ... | |

TRAINS EASTWARD ARE SUPERIOR TO TRAINS OF THE SAME CLASS WESTWARD. S-3 RULE 14 IN EFFECT.

WESTWARD

MONTEZUMA BRANCH

EASTWARD

| SECOND CLASS | | | | Capacity of Sidings | Capacity Other Tracks | Station Numbers | SUBDIVISION 4-A STATIONS | | | M. P. from Iowa City | Signs | SECOND CLASS | | | | | |
|----------------|--|--|---------------|---------------------|-----------------------|-----------------|--------------------------|-------|----------------|----------------------|-------|--------------|----------------|--|--|--|--|
| 815 | | | | | | | Time Table No. 4 | | | | | 814 | | | | | |
| Freight | | | | | | | June 29, 1958 | | | | | Freight | | | | | |
| Mon. Wed. Fri. | | | | | | | Mon. Wed. Fri. | | | | | | | | | | |
| | | | P. M. 2.15 | | 210 | 2053 | IC | | IOWA CITY | TO | 0.0 | RFWYYd | P. M. 11.25 | | | | |
| | | | 2.40 | | 31 | 8007 | SG | | HILLS | TO | 7.2 | | 11.05 | | | | |
| | | | 3.00 | | 44 | 8014 | VR | | RIVERSIDE | TO | 14.0 | | 10.50 | | | | |
| | | | 3.20 | | 23 | 8021 | KA | | KALONA | TO | 20.5 | | 10.30 | | | | |
| | | | 4.10 | 23 | 47 | 8028 | WM | | WELLMAN | TO | 27.7 | | 10.15 | | | | |
| | | | 4.35 | | 24 | 8036 | | | KINROSS | | 35.9 | | 9.32 | | | | |
| | | | 4.50 | | 24 | 8024 | | | SOUTH ENGLISH | | 41.4 | | 9.17 | | | | |
| | | | | | | | | | CMS&P Crossing | UX | 45.4 | | | | | | |
| | | | 5.05 | | 13 | 8046 | | | WEBSTER | | 45.8 | | 9.07 | | | | |
| | | | 5.20 | | 27 | 8050 | | | KESWICK | | 49.8 | | 8.57 | | | | |
| | | | 5.35 | | 35 | 8055 | | | THORNBURG | | 54.9 | | 8.45 | | | | |
| | | | 5.45 | | 18 | 8059 | | | GIBSON | | 58.6 | | 8.35 | | | | |
| | | | 6.00 | | 17 | 8064 | | | BARNES CITY | | 63.2 | | 8.25 | | | | |
| | | | 6.30 P.M. | | 64 | 8071 | MZ | | MONTEZUMA | TO | 70.5 | RT | 8.10 P.M. | | | | |

TRAINS EASTWARD ARE SUPERIOR TO TRAINS OF THE SAME CLASS WESTWARD EXCEPT NO. 815 IS SUPERIOR TO NO. 814.
S-3 RULE 14 IN EFFECT.

Trains may leave Montezuma without clearance, when train order office is closed and train order signal indicates proceed.

WESTWARD

DECORAH BRANCH

EASTWARD

| SECOND CLASS | | | | Capacity of Sidings | Capacity of Other Tracks | Station Numbers | SUBDIVISION 16-A STATIONS | | M. P. from Cedar Rapids | Signs | SECOND CLASS | | | |
|--------------|--|---------|------|---------------------|--------------------------|-----------------|---------------------------------|----|-------------------------|-------|--------------|--|-----|--|
| | | 811 | | | | | | | | | | | 810 | |
| | | Mixed | | | | | | | | | Mixed | | | |
| | | Monday | | | | | | | | | Tuesday | | | |
| | | Weds. | | | | | | | | | Thurs. | | | |
| | | Friday | | | | | | | | | Saturday | | | |
| | | A.M. | | | | | | | | | P.M. | | | |
| | | 6.54 | ... | ... | 3102 | | LINN JCT. | P | 4.4 | | 2.00 | | | |
| | | f 7.15 | ... | 20 | 11006 | | TODDVILLE. | | 10.0 | | f 1.30 | | | |
| | | | ... | ... | | | WCF&N Crossing. | UX | 17.6 | | | | | |
| | | s 7.45 | ... | 43 | 11014 | RB. | CENTER POINT. | TO | 17.9 | | s 1.00 | | | |
| | | s 8.10 | ... | 18 | 11021 | KR. | WALKER. | TO | 24.7 | | s 12.35 | | | |
| | | s 8.35 | ... | 21 | 11027 | RW. | ROWLEY. | TO | 31.3 | | s 12.10 | | | |
| | | s 9.15 | 22 | 250 | 11035 | DK. | INDEPENDENCE. | TO | 38.9 | | s 11.45 | | | |
| | | | ... | ... | | | Ill. Cent. Crossing. | | 39.6 | | | | | |
| | | s 9.45 | ... | 21 | 11045 | HA. | HAZLETON. | TO | 49.3 | | s 11.02 | | | |
| | | | ... | ... | | | CGW Crossing. | | 52.9 | | | | | |
| | | s 10.50 | 29 | 55 | 11049 | OW. | OELWEIN. | TO | 53.4 | | s 10.50 | | | |
| | | s 11.20 | ... | 27 | 11056 | ND. | MAYNARD. | TO | 60.3 | | s 9.35 | | | |
| | | s 11.40 | ... | 35 | 11062 | | RANDALIA. | | 66.4 | | s 9.05 | | | |
| | | s 11.48 | ... | 10 | 11065 | | DONNAN. | | 68.7 | | s 8.55 | | | |
| | | A.M. | ... | ... | | | CMS&P&P Crossing. | UX | 68.7 | | | | | |
| | | s 12.25 | ... | 95 | 11070 | WU. | WEST UNION. | TO | 74.6 | | s 8.35 | | | |
| | | f 12.50 | ... | 14 | 11077 | | BRAINARD. | | 81.1 | | f 8.10 | | | |
| | | s 1.10 | ... | 33 | 11081 | LN. | ELGIN. | TO | 85.2 | | s 7.55 | | | |
| | | s 1.30 | ... | 36 | 11084 | CT. | CLERMONT. | TO | 88.5 | | s 7.40 | | | |
| | | 1.55 | ... | 9 | 11090 | | JUNCTION. | | 94.9 | | 7.15 | | | |
| | | | ... | ... | | | CASTALIA. | | 98.6 | | 6.30 | | | |
| | | s 2.10 | ... | 15 | 11095 | | CMS&P&P Crossing. | UX | 103.4 | | s 6.15 | | | |
| | | s 2.35 | ... | 13 | 11101 | | OSSIAN. | | 103.7 | | s 6.00 | | | |
| | | f 3.10 | ... | 10 | 11108 | | NORDNESS. | | 111.1 | | f 5.37 | | | |
| | | 3.45 | Yard | 68 | 11115 | DC. | DECORAH. | TO | 118.3 | RT | 5.15 | | | |
| | | P.M. | | | | | 113.9 | | | | A.M. | | | |

TRAINS EASTWARD ARE SUPERIOR TO TRAINS OF THE SAME CLASS WESTWARD.

Trains may leave Linn Jct. without clearance.

C.M. St. P.&P. engines use main track to interchange track at Ossian. Trains and engines approach Ossian at restricted speed.

S-3 RULE No. 14 IN EFFECT.

Train 810 may leave Decorah without clearance when train order office is closed and train order signal indicates proceed.

WESTWARD

POSTVILLE BRANCH

EASTWARD

| SECOND CLASS | | | | Capacity of Sidings | Capacity of Other Tracks | Station Numbers | SUBDIVISION 16-B STATIONS Time Table No. 4 June 29, 1958 | M. P. from Cedar Rapids | Signs | SECOND CLASS | | | |
|--------------|--|--|-------------------|---------------------|--------------------------|-----------------|---|-------------------------|-------|--------------|--|--|--|
| 809 | | | | | | | | | | 808 | | | |
| | | | Mixed | | | | | | | | | | |
| | | | Tues. Thurs. Sat. | | | | | | | | | | |
| | | | A.M. 6.40 | ... | 26 | 48004 | Q POSTVILLE TO | 98.3 | R | | | | |
| | | | 6.30 A.M. | ... | 11 | 11090 | JUNCTION | 94.9 | R | | | | |
| | | | | | | | | | | | | | |
| | | | | | | | | | | | | | |

TRAINS EASTWARD ARE SUPERIOR TO TRAINS OF THE SAME CLASS WESTWARD, EXCEPT 809 IS SUPERIOR TO 808.

Trains may leave Junction and Postville without clearance.

S-3 RULE 14 IN EFFECT

WESTWARD

WAVERLY BRANCH

EASTWARD

| SECOND CLASS | | | | Capacity of Sidings | Capacity of Other Tracks | Station Numbers | SUBDIVISION 16-C STATIONS Time Table No. 4 June 29, 1958 | M. P. from Burlington | Signs | SECOND CLASS | | | |
|--------------|--|--|--|---------------------|--------------------------|-----------------|---|-----------------------|-------|--------------|--|--|--|
| 809 | | | | | | | | | | 808 | | | |
| | | | | | | | | | | | | | |
| | | | | | | | | | | | | | |
| | | | | ... | 22 | 3168 | WAVERLY JCT. | 167.7 | Y | | | | |
| | | | | ... | 56 | 40006 | VY. WAVERLY TO | 173.4 | | | | | |
| | | | | | | | | | | | | | |
| | | | | | | | | | | | | | |

TRAINS EASTWARD ARE SUPERIOR TO TRAINS OF THE SAME CLASS WESTWARD.

Trains may leave Waverly Jct. without clearance.

Trains may leave Waverly without clearance when operator not on duty.

WESTWARD

CLINTON BRANCH (Information Only)

EASTWARD

| SECOND CLASS | | | | Station Numbers | SUBDIVISION 27-A STATIONS Time Table No. 4 June 29, 1958 | M. P. from Silvis | Signs | SECOND CLASS | | | | | |
|--------------|--|--|-----------------------|-----------------|---|-------------------|-------|--------------|--|--|--|--|--|
| 1055 | | | | | | | | 1054 | | | | | |
| | | | Daily Except Saturday | | | | | | | | | | |
| | | | P.M. 11.00 | 9035 | CN. CLINTON TO | 46.5 | REWT | | | | | | |
| | | | 1.00 A.M. | 185 | WN. . . WEST DAVENPORT TO | 11.2 | RYG | | | | | | |
| | | | | | | | | | | | | | |
| | | | | | | | | | | | | | |

S-3 Rule 15e

EASTWARD FREIGHT TRAINS (Information Only)

| | SECOND CLASS | | | | | | | | | |
|---------------------|------------------|-----------|------------------|------------|------------|------------------|-----------|------------|-----------|----------------|
| | 270 | 96 | 286 | 82-96-904 | 98 | 264 | 84-94 | 990 | 908 | 902 |
| | Daily | Daily | Daily | Daily | Daily | Daily | Daily | Daily | Daily | Daily Ex. Mon. |
| | CMS† P&P Freight | Freight | CMS† P&P Freight | Freight | Freight | CMS† P&P Freight | Freight | Freight | Freight | Freight |
| ... BLUE ISLAND ... | | | | P.M. 1.30 | A.M. 12.30 | | A.M. 3.00 | | | A.M. 9.30 |
| ... JOLIET ... | | | | P.M. 12.15 | P.M. 11.25 | | 2.15 A.M. | | A.M. 2.00 | 8.30 |
| ... BUREAU ... | | | | | | | 9.00 | A.M. 2.30 | 10.30 | A.M. |
| ... SILVIS ... | | A.M. 6.00 | | 8.25 | 6.00 | | | | | |
| ... NAHANT ... | A.M. 1.30 | 4.30 | A.M. 3.45 | A.M. | 3.15 | P.M. 3.45 | P.M. | 1.30 A.M. | P.M. | |
| ... CULVER ... | 12.30 A.M. | 3.53 | 2.45 A.M. | | 2.42 | 2.45 P.M. | | 1.00 | | |
| ... ELDON YARD ... | | 1.30 A.M. | | | 12.50 P.M. | | | 10.00 P.M. | | |

WESTWARD FREIGHT TRAINS (Information Only)

| SECOND CLASS | | | | | | | | | | | | | | | | | | | | |
|--------------|--|--|--|--|--|--|--|--|--|--|------------|-----------|------------------|------------------|------------|-----------|------------------|----------------|------------|---------------------|
| | | | | | | | | | | | 909 | 95 | 265 | 279 | 905 | 91 | 275 | 901 | 95-83-99 | |
| | | | | | | | | | | | Daily | Daily | Daily | Daily | Daily | Daily | Daily | Daily Ex. Sat. | Daily | |
| | | | | | | | | | | | Freight | Freight | CMS† P&P Freight | CMS† P&P Freight | Freight | Freight | CMS† P&P Freight | Freight | Freight | |
| | | | | | | | | | | | | | | | | | A.M. 11.00 | P.M. 8.00 | P.M. 10.00 | ... BLUE ISLAND ... |
| | | | | | | | | | | | | | | | | | 11.45 A.M. | 8.40 P.M. | 10.45 P.M. | ... JOLIET ... |
| | | | | | | | | | | | | | | | A.M. 10.15 | P.M. 4.30 | 2.15 A.M. | | | ... BUREAU ... |
| | | | | | | | | | | | A.M. 5.30 | A.M. 4.15 | | | 1.00 P.M. | | | | 1.45 A.M. | ... SILVIS ... |
| | | | | | | | | | | | 6.15 | 4.50 | A.M. 7.00 | A.M. 9.00 | | 5.05 | P.M. 6.45 | | | ... NAHANT ... |
| | | | | | | | | | | | 7.00 | 5.20 | 7.45 A.M. | 10.11 A.M. | | 5.35 | 7.30 P.M. | | | ... CULVER ... |
| | | | | | | | | | | | 12.15 P.M. | 7.55 A.M. | | | | 8.10 P.M. | | | | ... ELDON YARD ... |

LOCATIONS No. 15 and No. 20 TURNOUTS

No. 20 turnouts:

Subdivision 2. MP 43 pole 20 Crossover.
 MP 43 pole 24 Crossover.
 MP 63 pole 15 Crossover.
 MP 63 pole 20 Crossover.
 MP 102 pole 49 Crossover.
 MP 103 pole 2 Crossover.
 MP 112 pole 47 Crossover.
 MP 114 pole 1 Crossover.
 MP 114 pole 3 Crossover.
 MP 114 pole 4 Eastward from Peoria Main.
 MP 115 pole 34 Crossover.
 MP 148 pole 35 Crossover.
 MP 148 pole 39 Crossover.
 MP 157 pole 42 Crossover.
 MP 171 pole 2 Crossover.
 MP 172 pole 26 Crossover.
 MP 174 pole 27 Crossover.

Subdivision 4. MP 228 pole 38 End Two Main Tracks.
 Both ends siding Welic.

No. 15 turnouts:

Subdivision 2. East end westward siding Geneseo.
 MP 171 pole 4 east end east yard, Silvis.
 MP 172 pole 31 west end Departure Yard, Silvis.
 MP 172 pole 32 freight lead to Receiving Yard, Silvis.
 MP 174 pole 19 west end Receiving Yard, Silvis.

Subdivision 4. MP 236 pole 36 End of two main tracks.
 MP 346 pole 32 End of two main tracks.

Subdivision 27. End of two main tracks Culver, MP 211 pole 26.
 West end siding Culver.
 Both ends siding Letts.
 Both ends siding Fredonia.
 Both ends siding Cotter.
 Both ends siding Key.
 Both ends siding Brighton.
 Both ends siding Otero.
 Both ends siding Libertyville.
 Both ends siding County.

COMMUNICATION OFFICES

OFFICE HOURS: Week Days - Except Saturday - *Sundays and Holidays - **Saturdays

| | From | To |
|------------------------------------|------------------|------------|
| SUBDIVISION 2 | | |
| Morris | *..** 7:30 a.m. | 3:30 p.m. |
| Utica | *..** 8:00 p.m. | 4:00 a.m. |
| Ottawa | Continuous | |
| La Salle | *..** 7:30 a.m. | 4:30 p.m. |
| Bureau | *..** 6:45 a.m. | 10:45 p.m. |
| Tiskilwa | Continuous | |
| Sheffield | 7:00 a.m. | 4:00 p.m. |
| Mineral | *..** 11:00 a.m. | 7:00 p.m. |
| Atkinson | *..** 11:59 p.m. | 7:59 a.m. |
| Rack Island | 8:00 a.m. | 5:00 p.m. |
| | 7:30 a.m. | 4:30 p.m. |
| | Continuous | |
| SUBDIVISION 2-A | | |
| Bureau | Continuous | |
| Henry | 7:30 a.m. | 4:30 p.m. |
| Sparland | 7:30 a.m. | 4:30 p.m. |
| Chillicothe | *..** 7:30 a.m. | 3:30 p.m. |
| | 11:30 p.m. | 7:30 a.m. |
| Peoria Yard | Continuous | |
| SUBDIVISION 3 | | |
| Osco | 8:30 a.m. | 5:30 p.m. |
| Cambridge | 7:30 a.m. | 4:30 p.m. |
| Galva | 7:30 a.m. | 4:30 p.m. |
| La Fayette | 7:30 a.m. | 4:30 p.m. |
| Wyoming | 7:30 a.m. | 4:30 p.m. |
| Toulon | 7:30 a.m. | 4:30 p.m. |
| Princeville | 7:30 a.m. | 4:30 p.m. |
| SUBDIVISION 4 | | |
| Walcott | 8:00 a.m. | 5:00 p.m. |
| Durant | 7:00 a.m. | 4:00 p.m. |
| Wilton | 7:00 a.m. | 4:00 p.m. |
| West Liberty | Continuous | |
| Iowa City | Continuous | |
| Oxford | 7:00 a.m. | 4:00 p.m. |
| Homestead | *..** 8:30 a.m. | 5:30 p.m. |
| Marengo | *..** 6:00 a.m. | 3:00 p.m. |
| Ladora | *..** 8:30 p.m. | 5:30 a.m. |
| Victor | 8:00 a.m. | 5:00 p.m. |
| Brooklyn | 7:00 a.m. | 4:00 p.m. |
| Malcom | 7:00 a.m. | 4:00 p.m. |
| Grinnell | Continuous | |
| Kelllogg | 7:00 a.m. | 4:00 p.m. |
| Newton | Continuous | |
| Colfax | 7:00 a.m. | 4:00 p.m. |
| Mitchellville | 8:00 a.m. | 5:00 p.m. |
| Altoona | Continuous | |
| Short Line Jct. | Continuous | |
| Des Moines | Continuous | |
| SUBDIVISION 4-A | | |
| Iowa City | Continuous | |
| Hills | 8:00 a.m. | 5:00 p.m. |
| Riverside | 8:00 a.m. | 5:00 p.m. |
| Kalona | 8:30 a.m. | 5:30 p.m. |
| Wellman | 8:30 a.m. | 5:30 p.m. |
| Montezuma | 8:30 a.m. | 5:30 p.m. |
| SUBDIVISION 15 | | |
| Burlington | Continuous | |
| Burlington (Freight Station) | 8:00 a.m. | 5:00 p.m. |
| Mediapolis | 7:30 a.m. | 4:30 p.m. |
| Wapello | 6:00 a.m. | 3:00 p.m. |
| Columbus Jct. | *..** 10:00 a.m. | 6:00 p.m. |
| | *..** 11:00 p.m. | 7:00 a.m. |
| Nichols | 7:00 a.m. | 4:00 p.m. |
| West Liberty | Continuous | |
| West Branch | 6:30 a.m. | 3:30 p.m. |
| Solon | ** 6:45 a.m. | 3:45 p.m. |
| Cedar Rapids | *..** 6:45 p.m. | 10:45 a.m. |
| Cedar Rapids Yard | Continuous | |

| SUBDIVISION 16 | | |
|-------------------------|-----------------|------------|
| Cedar Rapids | *..** 6:45 p.m. | 10:45 a.m. |
| Cedar Rapids Yard | Continuous | |
| Shellsburg | 8:00 a.m. | 5:00 p.m. |
| Vinton | *..** 7:30 a.m. | 3:30 p.m. |
| LaPorte City | *..** 7:00 p.m. | 3:00 a.m. |
| Waterloo | 8:30 a.m. | 5:30 p.m. |
| | *..** 8:00 a.m. | 4:00 p.m. |
| | *..** 8:00 p.m. | 4:00 a.m. |
| Cedar Falls | ** 8:00 a.m. | 4:00 p.m. |
| | *..** 8:30 p.m. | 4:30 a.m. |
| Shell Rock | 8:30 a.m. | 5:30 p.m. |
| Clarksville | 8:00 a.m. | 5:00 p.m. |
| Greene | 7:00 a.m. | 4:00 p.m. |
| Marble Rock | 7:00 a.m. | 4:00 p.m. |
| Rockford | 8:00 a.m. | 5:00 p.m. |
| Nora Springs | *..** 7:45 p.m. | 4:45 a.m. |
| Manly | Continuous | |

| SUBDIVISION 16-A | | |
|-------------------------|-----------|-----------|
| Center Point | 7:00 a.m. | 4:00 p.m. |
| Walker | 7:30 a.m. | 4:30 p.m. |
| Rowley | 8:00 a.m. | 5:00 p.m. |
| Independence | 7:00 a.m. | 4:00 p.m. |
| Hazleton | 8:30 a.m. | 5:30 p.m. |
| Oelwein | 7:00 a.m. | 4:00 p.m. |
| Maynard | 7:30 a.m. | 4:30 p.m. |
| West Union | 7:30 a.m. | 4:30 p.m. |
| Elgin | 7:30 a.m. | 4:30 p.m. |
| Clermont | 7:30 a.m. | 4:30 p.m. |
| Decorah | 7:00 a.m. | 4:00 p.m. |

| SUBDIVISION 16-B | | |
|-------------------------|-----------|-----------|
| Postville | 7:00 a.m. | 4:00 p.m. |

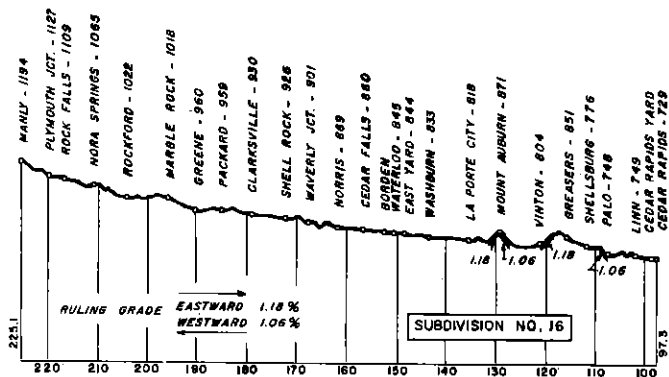
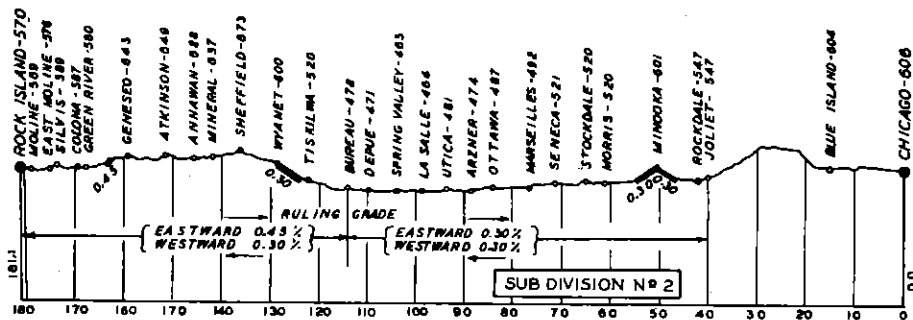
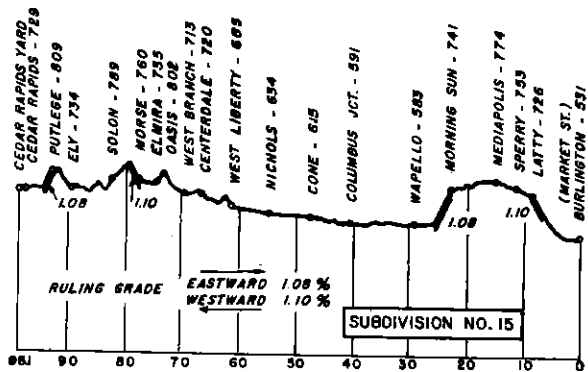
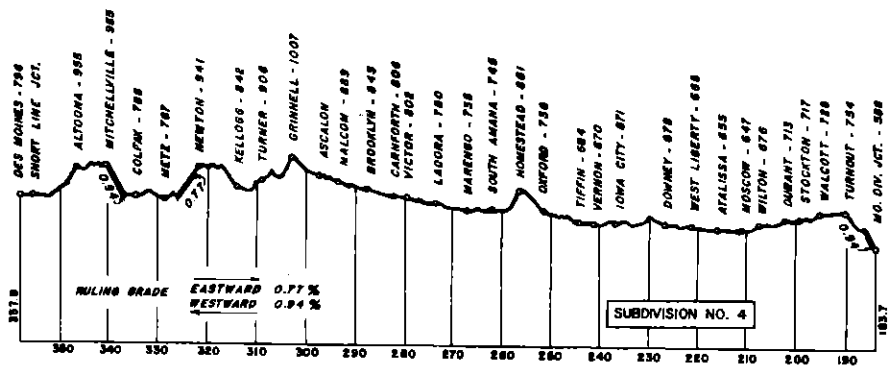
| SUBDIVISION 16-C | | |
|-------------------------|-----------|-----------|
| Waverly | 8:30 a.m. | 5:30 p.m. |

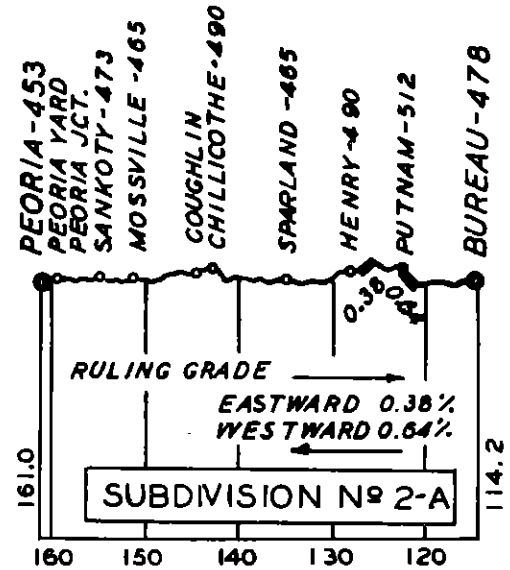
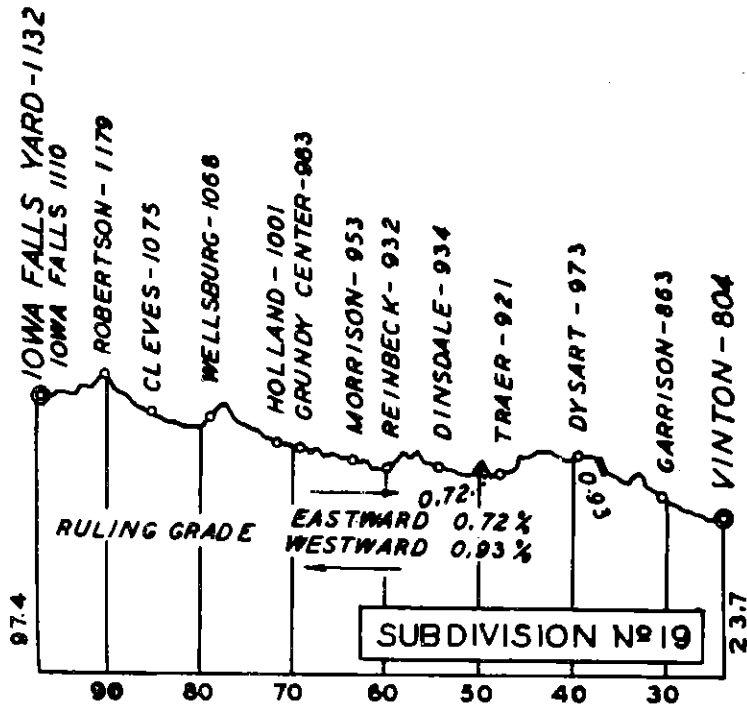
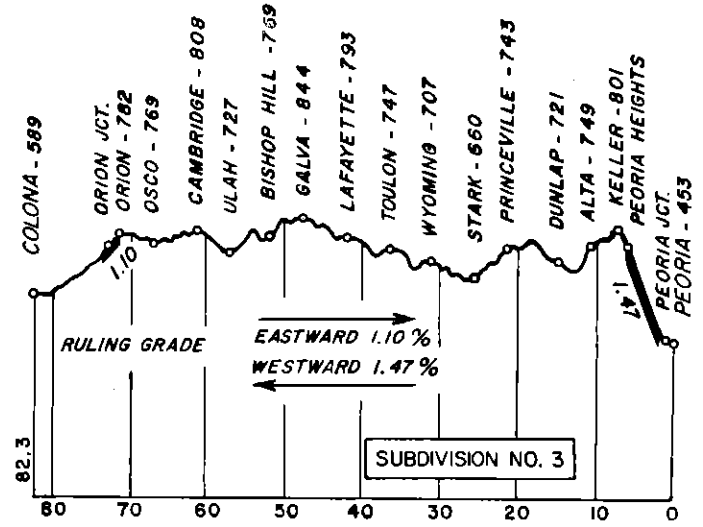
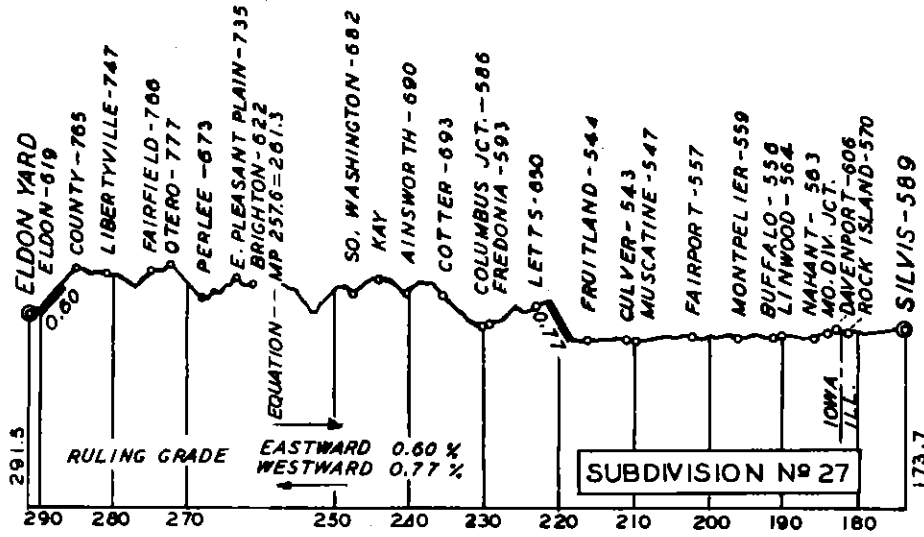
| SUBDIVISION 19 | | |
|-----------------------|-----------------|-----------|
| Vinton | *..** 7:30 a.m. | 3:30 p.m. |
| | *..** 7:00 p.m. | 3:00 a.m. |
| Garrison | 7:30 a.m. | 4:30 p.m. |
| Dysart | 8:00 a.m. | 5:00 p.m. |
| Traer | 7:00 a.m. | 4:00 p.m. |
| Reinbeck | 7:30 a.m. | 4:30 p.m. |
| Grundy Center | 7:30 a.m. | 4:30 p.m. |
| Holland | 7:30 a.m. | 4:30 p.m. |
| Wellsburg | 7:00 a.m. | 4:00 p.m. |
| Iowa Falls | Continuous | |

| SUBDIVISION 27 | | |
|-----------------------|------------------|-----------|
| Silvis | Continuous | |
| Rock Island | Continuous | |
| West Davenport | Continuous | |
| Linwood | 7:45 a.m. | 4:45 p.m. |
| Culver | Continuous | |
| Columbus Jct. | *..** 10:00 a.m. | 6:00 p.m. |
| | *..** 11:00 p.m. | 7:00 a.m. |
| Ainsworth | *..** 7:30 p.m. | 4:30 a.m. |
| Brighton | 8:00 a.m. | 5:00 p.m. |
| Fairfield Tower | Continuous | |
| Eldon Yard | Continuous | |

| SUBDIVISION 27-A | | |
|-------------------------|------------|--|
| Clinton | Continuous | |
| West Davenport | Continuous | |

| SUBDIVISION 27-B | | |
|-------------------------|-----------------|-----------|
| Ainsworth | *..** 7:30 p.m. | 4:30 a.m. |
| Washington | ** 7:30 a.m. | 4:30 p.m. |





O. E. MORGAN, Superintendent - Terminals, Silvis, Illinois
 B. L. SCHOECH, Assistant Superintendent, Cedar Rapids, Iowa
 O. Q. JOHNSON, Trainmaster, Rock Island, Illinois
 C. O. RICHARDSON, Assistant Superintendent, Peoria, Illinois
 C. E. KLINE, Terminal Trainmaster, Silvis, Illinois
 W. A. CATLETT, Terminal Trainmaster, Silvis, Illinois
 B. B. BRENTON, Trainmaster, Rock Island, Illinois
 F. A. O'KELLY, Assistant Trainmaster, Ottawa, Illinois
 K. O. THOMAS, Master Mechanic, Silvis, Illinois
 L. C. LONNEGREN, Road Foreman Equipment, Blue Island, Illinois
 R. Q. BLANCHARD, Road Foreman Equipment, Cedar Rapids, Iowa
 R. H. BRIGHT, Road Foreman Equipment, Rock Island, Illinois

B. B. IRWIN, Chief Dispatcher,
 D. W. WILSON, Assistant Chief Dispatcher,
 M. R. EWING, Assistant Chief Dispatcher,
 C. L. LOVE, Assistant Chief Dispatcher

} Rock Island, Ill.

D. R. LUSE,
 H. C. McENTIRE,
 H. F. FURMAN,
 A. R. MEYERS,
 B. A. JOHNSTON,
 R. B. SARVIS,
 G. W. OLSON,
 C. R. GIBSON,
 D. A. ZOELLNER,
 D. R. STEVENS

Dispatchers
 Rock Island,

Official Hospitals are located as follows:

| Place | Place | Telephone |
|--------------|--|--------------|
| Moline | Moline Public-702 5th Ave. | 23651 |
| Cedar Rapids | St. Luke's-1026 A Ave., N.E. | 40101 |
| Burlington | Mercy-610 N. 4th St. | 138 |
| Iowa Falls | Ellsworth-100 Rocksylvania Ave. | 110 |
| Morris | Morris-150 W. High St. | 32 |
| Ottawa | Ryburn Memorial-Clinton & Madison Sts. | 124 |
| La Salle | St. Mary's-O'Connar Ave. | 1770 |
| Geneseo | J. C. Hammond City-536 N. College Ave. | 2186 |
| Rock Island | St. Anthony's-767 30th St. | 62641 |
| Davenport | Mercy-1326 W. Lombard | 7-9191 |
| Peoria | St. Francis-Glen Oak Ave. | 6131, 2-1782 |
| Muscatine | Hershey Memorial-1810 Mulberry Ave. | 88 |
| Grinnell | Grinnell Community-102½ Nassau St. | 98 |
| Des Moines | Iowa Lutheran-712 Parnell | 6-5141 |