

Company Doctors	Location
W. D. LARSON	Annawan
J. S. PUENTES	Atkinson
*F. G. OBER	Burlington
S. W. BARNETT	Cedar Falls
*E. A. COBB	Cedar Rapids
E. M. MARK	Clarksville
*H. A. AMESBURY	Clinton
*E. S. GROBEN	Columbus Jct.
*W. G. BESSMER	Davenport
*S. F. SMAZAL	Davenport
*ARNOLD L. NELSON	Des Moines
*JAMES B. FRASER	Des Moines
*J. W. LA MAR	Des Moines
JAMES FORESMAN	DePue
*G. A. COOK	East Moline
*L. D. JAMES	Fairfield
P. M. SCHMIDT	Galva
W. R. YOUNG	Geneseo
*B. V. ANDERSON	Greene
*J. R. PARISH	Grinnell
H. MOERSHEL	Homestead
N. L. HERSEY	Independence
*W. L. YETTER	Iowa City
*R. J. KENNEDY	Joliet
*J. A. ZALAR	Joliet
J. W. CANNON	Lacon
*J. W. GEIGER	LaSalle
P. R. CLARK	Marseilles
L. S. HELFRICH	Moline
W. M. PAGE	Montezuma
J. V. ROTH	Morris
*C. P. PHILLIPS	Muscatine
*J. W. BILLINGSLEY	Newton
*D. J. OTTILIE	Oelwein
*J. DeVRIES	Ottawa
R. J. HENNES	Oxford
J. I. WEIMER	Pekin
R. K. TAUBERT	Pekin
.....	Peoria
H. V. KAHLER	Reinbeck
*C. P. O'NEILL	Rock Island
T. F. MULLEN	Seneca
O. B. GILTNER	Sheffield
*H. C. DeBOURCY	Silvis
H. J. JACOBS	Spring Valley
H. E. BROWN	Tiskilwa
*J. E. BLUMGREN	Vinton
M. L. McCREEDY	Washington
*F. M. MARQUIS	Waterloo
*J. E. KIMBALL	West Liberty
*Examiner	

Oculist & Aurist	
G. J. PEARSON	Burlington
W. R. LEE	Burlington
J. K. VONLACKUM	Cedar Rapids
G. F. HARKNESS	Davenport
TAIT and MARQUIS	Des Moines
H. V. WADSWORTH	Joliet
C. D. JOHNSON	Moline
R. A. VAN ETTA	Ottawa
G. J. WYMAN	Peoria
J. H. McNAMEE	Des Moines

Rule 4 - (b) Uniform Code of Operating rules; employees who are in anyway affected by the time table must have a copy of the current time table and "Speed Restrictions & Special instructions" S-5 with them while on duty.

SEE PAGE 18 FOR HOSPITAL S

Chicago, Rock Island & Pacific Railroad



TIME TABLE

ROCK ISLAND DIVISION FIRST DISTRICT

No. **6**

EFFECTIVE AT 12:01 A.M.
CENTRAL STANDARD TIME

SUNDAY OCTOBER 28, 1962

W. F. THOMPSON,
Superintendent

B. F. WELLS,
General Manager

R. H. ANDERSON,
Asst. General Manager


This Time Table for the exclusive use
and guidance of Employees

MAIN LINE WESTWARD

FIRST CLASS

Miles from Chicago	Stations					Miles from Chicago	Station Numbers	Subdivision	Stations
	9	39	13	5	7				
	Psg.	Psg.	Psg.	Psg.	Psg.	Psg.	Psg.		
	Daily	Daily	Daily	Daily	Daily	Daily	Daily		
0	10:00 P.M.	8:20 P.M.	6:20 P.M.	5:42 P.M.	5:23 P.M.	7:20 P.M.	6:22 P.M.	GO	Chicago
15.7		8:45	6:20	5:42	5:23	7:20	6:22	BF	Blue Island
40.2	10:50	9:10	6:42	5:40	5:25	7:45	6:48		JOLIET
42.4	10:52	9:13	6:45	5:43	5:27	7:45	6:51		ROCKDALE
51.1	10:59	9:21	6:53	5:50	5:35	7:55	6:58	HS	MINOOKA
61.7	11:08	9:31	7:02	6:00	5:40	8:05	7:07	MD	MORRIS
65.5									STOCKDALE
71.9	11:16	9:41	7:12	6:09	5:45	8:10	7:15	SN	SENECA
77.3	11:21	9:46	7:16	6:13	5:48	8:14	7:19	MS	MARSEILLES
84.5	11:27	9:52	7:22	6:22	5:55	8:21	7:27	WA	OTTAWA
84.8									CB&Q CROSSING
89.0									ARZNER
94.0	11:35	10:13	7:30	6:31	6:00	8:25	7:37	K	UTICA
89.0	11:40	10:33	7:40	6:39	6:05	8:30	7:46	UD	LA SALLE
101.0									CB&Q CROSSING
104.3	11:45	10:40	7:46	6:46	6:15	8:36	7:52		SPRING VALLEY
109.9	11:50	10:45	7:50	6:51	6:20	8:41	7:57	D	DE PUE
114.2	P.M. 12:07	11:30	7:56 P.M.	6:59	6:30	8:46	8:07 A.M.	AU	BUREAU
122.4	A.M. 12:17			7:07	6:37	8:53		KI	TISKIWA
128.6	12:23			7:13	6:42	8:58			WYANET
136.5	12:30	11:35	7:20	7:20	6:50	9:05		SF	SHEFFIELD
141.9	12:34	11:40	7:24	7:24	6:54	9:09		Z	MINERAL
145.6	12:37	11:44	7:27	7:27	6:57	9:12		JF	ANNAPAN
151.5	12:42	11:50	7:32	7:32	7:00	9:16		AK	ATKINSON
159.1	12:42	12:01	7:39	7:39	7:07	9:21		GY	GENESE
167.8	12:57	12:13		7:47	7:15	9:28			GREEN RIVER
169.7									COLONA
173.7	1:01	12:17		7:51	7:19	9:35			CB&Q CROSSING
175.1	1:03	12:19		7:53	7:21	9:36			SILVY
178.9	1:07	12:27		8:01	7:29	9:44			EAST MOLINE
181.1	1:15	12:35		8:08	7:36	9:51		YN	MOLINE
				8:10	7:38	9:53			ROCK ISLAND

SUBDIVISION 2
STATIONS
Time Table No. 6
October 28, 1962



SEE FOOTNOTES ON PAGE 2.
Rock Island First Class trains approach passengers at
RESTRICTED SPEED.
No. 39 discharge Marseilles, Seneca from Chicago and Englewood,
Marseilles and Sheffield to receive for points where scheduled
to stop. Stop Sheffield, Annawan and Atkinson on Saturdays to
discharge newspapers.
No. 11 Joliet receive for Morris, Chillicothe and points where scheduled to stop.
No. 13 discharge Morris from Chicago and Englewood.
No. 5 receive Joliet for points where scheduled to stop, receive LaSalle
for Tri-Cities and beyond.
No. 9 receive Joliet and Bureau for points where scheduled to stop,
Moline discharge from Chicago and Englewood, receive Des Moines
and beyond.

Rule 4 - (b) Uniform Code of Operating Rules; employees who are
in anyway affected by the time table must have a copy of the
current time table and "Speed Restrictions & Special Instruc-
tions" 2-5 with them while on duty.
SEE PAGE 18 FOR HOSPITAL &

MAIN LINE EASTWARD

SUBDIVISION 2 STATIONS Time Table No. 6 October 28, 1962		Capacity of Westward Sidings	Capacity of Eastward Sidings	Capacity of Other Tracks	Signs	FIRST CLASS							
						6	40	8	12	4	14	10	
						Psgr. Daily	Psgr. Daily	Psgr. Daily	Psgr. Daily	Golden State Daily	Psgr. Daily	Psgr. Daily	
..... Chicago 15.7					RWYYd	A.M. 4:30	A.M. 7:35	A.M. 8:30	A.M. 9:50	P.M. 12:30	P.M. 5:50	P.M. 8:30	
..... Blue Island 24.5					RFWTYd	3:53	7:00	8:05	9:25	A.M. 11:52	5:20	8:00	
Rules 400-406 MP 43 Pole 39 MP 18 Pole 52 MP 63 MP 43 Pole 20 Pole 18 JOLIET 2.2		95	Yard	RFWTYd	3:25	g 6:35	g 7:40	g 9:00	g 11:27	g 4:55	g 7:35	
 ROCKDALE 8.7		111	200	322	Yd	3:23	6:32	7:35	8:55	11:22	4:51	7:32
 MINOOKA 10.6		100	97	53	3:15	6:25	7:27	8:46	11:14	4:44	7:23
 MORRIS 3.8		97	93	Yard	w	3:05	6:16	7:18	g 8:36	11:04	s 4:35	7:14
 STOCKDALE .. 6.4			20									
 SENECA 8.1		104	73	Yard	Y	2:55	6:07	7:09	8:27	10:54	4:25	7:05
 MARSELLES .. 7.2		87	91	243	Yd	2:50	6:02	7:05	8:22	10:49	4:21	7:00
 OTTAWA 0.3		36 87	125 123	Yard	WYYd	2:44	g 5:56	s 6:59	s 8:16	s 10:41	s 4:15	s 6:52
 CB&Q CROSSING 4.2		125		50								
 ARZNER 5.0												
..... UTICA 5.0			112	Yard	Yd	2:34	5:47	6:49	8:06	10:29	4:05	6:41	
..... LA SALLE .. 2.0													
..... CB&Q CROSSING 3.3													
..... SPRING VALLEY 5.6			34			2:23	5:36	6:37	7:54	10:17	3:54	6:28	
..... DE PUE 4.3		98	114	Yard		2:18	5:31	6:32	7:49	10:12	3:49	6:23	
..... BUREAU 8.2		165	125	Yard	RWYYd	s 2:13	s 5:27	g 6:27	g 7:45 A.M.	s 10:06	s 3:45 P.M.	s 6:18	
..... TISKILWA 6.2		112	91	60		2:02	5:05	6:16		9:55		6:05	
..... WYANET 7.9		108		31		1:56	4:59	6:10		9:49		6:00	
..... SHEFFIELD .. 5.4		114	82	75		1:49	4:52	6:03		9:40		5:54	
..... MINERAL 3.7		60		62		1:44	4:48	5:59		9:35		5:50	
..... ANNAPAN 5.9				60		1:40	4:45	5:56		9:31		5:47	
..... ATKINSON ... 7.6		102	80	80		1:34	4:40	5:52		9:26		5:43	
..... GENESOO ... 8.7		125	49	250		1:28	g 4:33	5:46		g 9:18		5:37	
..... GREEN RIVER . 1.8				20									
..... COLONA 0.1				20		1:19	4:24	5:37		9:06		5:27	
..... CB&Q CROSSING 4.0													
..... SILVIS 1.4						1:14	4:21	5:33		9:02		5:23	
..... EAST MOLINE 3.8				20		1:12	4:19	5:31		9:00		5:21	
..... MOLINE 2.2						1:09	s 4:15	s 5:27		s 8:55		s 5:16	
..... ROCK ISLAND.. 140.9						1:05	4:10	5:20		8:50		5:10	

See S-5
Rule 15

TWO MAIN TRACKS -- SIGNAL INDICATIONS

EXCEPT WHERE RULES 400 TO 406, INCLUSIVE, AND 450 TO 453, INCLUSIVE, ARE IN EFFECT, ON TWO MAIN TRACKS, WHEN EITHER IS USED AS SINGLE TRACK, OR WHEN OPERATING UNDER RULE 356, TRAINS EASTWARD ARE SUPERIOR TO TRAINS OF THE SAME CLASS WESTWARD.

Passenger trains handling conventional type equipment will not exceed 79 mph.

Rules 93 and D-93 are in effect at Rockdale, Bureau and Silvis within Signal indication territory.

No. 8 Discharge Bureau, LaSalle, Ottawa and Joliet from Iowa City and beyond.

No. 12 Discharge Joliet from Ottawa, LaSalle, Chillicothe and Peoria, receive Bureau and Morris for Englewood and Chicago.

No. 4 discharge Joliet from Bureau and beyond, receive Geneseo for Englewood and Chicago. Handle passengers where scheduled to stop.

No. 14 discharge Joliet from (Ottawa, LaSalle, Chillicothe or Peoria, No. 40 Discharge Geneseo, LaSalle, Ottawa and Joliet from Kansas City and beyond. Receive at Geneseo for Englewood and Chicago.

No. 10 Discharge from Peoria Tri-Cities and beyond.

MAIN LINE WESTWARD

SECOND CLASS					FIRST CLASS					M.P. from Chicago	Distance from Sills	Capacity of Sidings	SUBDIVISION 4 STATIONS		
51	81	207	99	83		5	7	9							
Freight	Freight	Freight	Freight	Freight		Psg.	Psg.	Psg.							
Daily	Daily	Daily Except Monday	Daily	Daily		Daily	Daily	Daily							
P.M. 6.45	P.M. 3.55		A.M. 7.35	A.M. 6.55		P.M. 8.35	P.M. 5.05	A.M. 1.46							
									183.7	10.0	MO. DIV. JCT P 6.4		
									190.1	16.4	TURNOUT P 4.8		
									194.9	21.2	E 48 W 46	HM	WALCOTT TO 4.3		
									199.2	25.5	STOCKTON P 2.8		
									202.0	28.3	...	OR	DURANT *TO 5.6		
									207.6	33.9	E 61 W 61	JN	WILTON TO 3.5		
									211.1	37.4	MOSCOW P 4.8		
									215.9	42.2	W 49	...	ATALISSA P 5.4		
8.01 P.M.	4.40		8.50 A.M.	7.55		s 9.17	5.39	s 2.28	221.3	47.6	142	W.	WEST LIBERTY *TO (CR&P Crossing) 1.5.6		
	5.00			8.22		s 9.44	s 5.54	s 3.05	236.8	63.1	242	I.C.	IOWA CITY *TO 4.2		
	5.05			8.28		9.48	5.58	3.09	241.0	67.3	79	...	VERNON P 3.7		
	5.09			8.33		9.51	6.01	3.13	244.7	71.0	50	...	TIFFIN P 6.8		
	5.16			8.43		9.57	6.07	3.19	251.5	77.8	89	V.	OXFORD TO 5.1		
	5.22			9.12		10.01	6.11	3.25	256.6	82.9	58	HO	HOMESTEAD TO 5.5		
	5.28			9.19		10.06	6.15	3.30	262.1	88.4	69	...	SOUTH AMANA P 6.6		
	5.34			9.26		10.12	6.19	3.34	267.3	93.6	E105 W 86	MA.	MARENGO *TO 8.0		
	5.41			9.35		10.18	6.24	3.40	273.9	100.2	89	...	LADORA P 7.8		
	5.47 8.4			9.42		10.23	6.29	3.45	279.9	106.2	90	WB.	VICTOR TO 8.2		
	5.57			9.53		10.29	6.35	3.51 8.2	287.7	114.0	105	BN.	BROOKLYN TO 6.0		
	6.05			10.01		10.34	6.40	3.56	293.7	120.0	49	...	MALCOM P 3.6		
	6.10			10.06		10.37	6.43	3.59	297.3	123.6	79	...	ASCALON P 5.4		
	6.17			10.14		s 11.01	s 6.49	s 4.14	302.7	129.0	156	GR.	C&NW Crossing *TO GRINNELL 11.1		
	6.30			10.29		11.13	7.00	4.25	313.8	140.1	78	KG.	KELLOGG TO 8.7		
	6.40			10.42		s 11.31	s 7.09	s 4.40	322.5	148.8	E125 W 64	G.	NEWTON *TO 12.2		
	6.53			11.00		11.42	7.21	4.54	334.7	161.0	125	FX.	COLFAX TO 5.9		
	7.01			11.10		11.48	7.26	5.00	340.8	166.9	78	...	MITCHELLVILLE P 8.3		
	7.09	A.M. 11.40		11.20		11.54	7.31	5.06	346.9	173.2	...	AN.	ALTOONA TO 8.7		
	8.00 P.M.	A.M. 12.15 P.M.		A.M. 12.30 P.M.		P.M. 12.02 A.M.	7.40	5.16	355.6	181.9	...	X W	SHORT LINE JCT *TO (CR&P Crossing) 9.6		
									356.2	182.5	DMU-CGW-FIDM&S Cr's'g *UX 1.0		
									357.2	183.5	C&NW Crossing *UX 0.8		
						s 12.15 A.M.	s 7.55 P.M.	s 5.25 A.M.	357.8	184.1	...	MS.	DES MOINES *TO 174.1		

Signal Indication MP 183-28 to MP 221-1 Rules 450 to 453, Incl.
 AUTOMATIC BLOCK SIGNALS MP 221-1 to MP 346-33 Rules 350 to 356, Incl.
 Signal Indication MP 346-33 to MP 357-31 Rules 450 to 453, Incl.

S-S Rule 159
 TWO EXN TRACKS

Trains eastward are superior to trains of the same class westward on 2 main tracks, when either is used as single track or when operating under Rule 356, trains eastward are superior to trains of the same class westward. Form Y orders authorized.

#5 - Marengo, discharge from Davenport and east, receive for Des Moines. and beyond.

MAIN LINE EASTWARD

SUBDIVISION 4

STATIONS

Time Table No. 6
October 28, 1962

Signal Indication,
MP221-1 to MP 183-28
Rules 450 to 453 Incl.

AUTOMATIC BLOCK SIGNALS
MP221-1 to MP346-33
Rules 350 to 356 Incl.

Signal Indication
MP357-31 to MP346-33
Rules 450 to 453 Incl.

STATIONS	Distance from Des Moines	Capacity of Other Tracks	Station Numbers	Signs	FIRST CLASS				SECOND CLASS				
					8	10	6		82	52	208	84	94
					Psg.	Psg.	Psg.		Freight	Freight	Freight	Freight	Freight
					Daily	Daily	Daily		Daily	Daily	Daily Except Sunday	Daily	Daily
Mo. DIV. JCT	174.1	Yd.	A.M. 4.34	P.M. 4.38	A.M. 12.11		A.M. 6.25	A.M. 4.45		P.M. 8.00	P.M. 8.00
TURNOUT	187.7	...	2006	4.28	4.31	12.04						
WALCOTT	182.9	48	2011	4.23	4.27	11.59						
STOCKTON	158.6	23	2016	4.19	4.23	11.56						
DURANT	155.8	80	2018	4.17	4.21	11.54						
WILTON	150.2	61	2024	4.12	4.17	11.49						
MOSCOW	146.7	12	2027	4.08	4.14	11.45						
ATALISSA	141.9	40	2032	4.04	4.10	11.40						
WEST LIBERTY (CRI&P Crossing)	136.5	384	2038	RWYYd	4.00	s4.05	s11.33		5.30	3.45 A.M.		7.15	7.00 P.M.
IOWA CITY	121.0	220	2053	RFWYd	s3.47	s3.48	s10.54 s10.32		5.17			6.59	
VERNON	116.8	3.28	3.40	10.27		5.07			6.51	
TIFFIN	113.1	22	2061	3.24	3.37	10.23		5.02			6.45	
OXFORD	106.3	35	2068	3.19	3.32	10.15		4.55			6.35	
HOME STEAD	101.2	53	2073	3.11	3.28	10.10		4.47			6.25	
SOUTH AMANA	95.7	12	2078	3.07	3.24	10.06		4.39			6.15	
MARENGO	90.5	124	2084	W	3.02	g3.20	10.02		4.33			6.10	
LADORA	83.9	15	2090	2.57	3.16	9.57		4.25			5.56	
VICTOR	77.9	20	2096	2.52	3.11	9.51		4.15			5.47	
BROOKLYN	70.1	73	2104	2.46	3.05	9.44		3.51			5.32	
MALCOM	64.1	47	2110	2.41	3.00	9.38		3.35			5.24	
ASCALON	60.5	...	2114	2.38	2.57	9.35		3.29			5.19	
C&NW Crossing GRINNELL	55.1	127	2119	Yd	g2.33	s2.52	s9.30		3.23			5.12	
KELLOGG	44.0	54	2130	2.21	2.37	9.11		3.07			4.57	
NEWTON	35.3	210	2139	Yd	g2.13	s2.29	s9.02		2.53			4.45	
COL FAX	23.1	66	2151	1.58	2.15	8.42		2.30			4.28	
MITCHELLVILLE	17.2	52	2157	1.53	2.10	8.37		2.23			4.21	
ALTOONA	10.9	66	2163	R	1.47	2.05	8.30		2.15		6.30	4.12	
SHORT LINE JCT (CRI&P Crossing)	2.2	Yard	2172	RFWY Yd	1.36	1.55	8.20		2.00 A.M.		6.00 A.M.	4.00 P.M.	
DMU-CGW-FrDDM&S Crs'g	1.6									
C&NW Crossing	0.6									
DES MOINES	174.1	341	2174	RWYdF	1.30 A.M.	1.50 P.M.	8.15 P.M.						

No. 8 Discharge from Omaha and west. Receive for Joliet, Englewood and beyond.
No. 10 Discharge from Des Moines, receive for Davenport and stop points east.

Switches and signals at Mo. Div. Jct. are remotely controlled.
All trains will register by form 1339 at West Liberty. Trains originating and terminating register at Iowa City. Regular trains will register by form 1339 at Altoona.

MAIN LINE WESTWARD

SECOND CLASS						FIRST CLASS				M.P. from Burlington	Distance from Cedar Rapids	SUBDIVISION 16 STATIONS	
			99	53	103		201						
			Freight	Freight	Mixed		Pgr.						
			Daily	Daily Except Sunday	Monday Weds. Friday		Daily						
			A.M.	A.M.	A.M.		A.M.						
			11.30	6.30	6.40		1.45		97.9	0.0		... CEDAR RAPIDS S-5 Rule 11a.	
			11.38	6.38	6.54		1.50		98.1	0.2	CR..	0.2 CEDAR RAPIDS YD. *TO	
			11.48	6.48	A.M.		1.55		101.7	3.8		3.6 ... LINN JCT. P	
			11.54	6.59			1.59		107.3	9.4		5.6 ... PALO P	
			A.M. 12.01	7.02			2.04		111.4	13.5	SG..	4.1 ... SHELLSBURG. TO	
			P.M. 12.10	7.11			2.12		115.6	17.7		4.2 ... GREASERS. P	
			12.20	A.M.			2.20		121.0	23.1	N..	5.4 ... VINTON TO	
			12.28				2.26		128.9	31.0		7.9 MOUNT AUBURN. P	
			12.38				2.33		135.3	37.4	PA..	6.4 LA PORTE CITY. TO	
			12.46				2.39		143.3	45.4		8.0 ... WASHBURN P	
									148.2	50.3		4.9 ... BRYANT P	
									150.2	52.3		2.0 ... CGW Crossing	
			12.54				3.03		150.2	52.3	WD..	0.0 ... WATERLOO TO	
									151.0		0.8 ... WATERLOO R.R. Crossing.	
									152.1	54.2		1.1 ... BORDEN P	
									156.2	58.3		4.1 ... CGW Crossing UX	
			1.06				3.11		156.5	58.6	FA..	0.3 ... CEDAR FALLS. TO	
									157.5	59.6		1.0 ... Ill. Cent. Crossing P	
			1.22				3.27		167.7	69.8		10.2 ... WAVERLY JCT. P	
			1.32				3.31		172.1	74.2	SH..	4.4 ... SHELL ROCK TO	
									178.9	81.0		6.8 ... CGW Crossing	
			1.44				3.39		179.0	81.1	CU..	0.1 ... CLARKSVILLE. TO	
			1.54				3.44		185.1	87.2		6.1 ... PACKARD P	
			2.01				3.52		190.0	92.1	GN..	4.9 ... GREENE TO	
			2.09				3.59		195.7	97.8	RA..	5.7 ... MARBLE ROCK TO	
			2.22				4.07		203.7	105.8	RF..	8.0 ... ROCKFORD TO	
			2.34				4.24		210.7	112.8	NO..	7.0 ... NORA SPRINGS. TO	
									210.7	112.8		0.0 ... CMS&P&P Crossing	
			2.44				4.30		216.4	118.5		5.7 ... ROCK FALLS P	
									219.5	121.6		3.1 ... CMS&P&P Crossing UX	
			2.55				4.34		219.5	121.6		0.0 ... PLYMOUTH JCT. P	
									224.8	126.9		5.3 ... CGW Crossing	
			3.30 P.M.				4.45 A.M.		225.1	127.2	JU..	0.3 ... MANLY *TO	

TRAINS EASTWARD ARE SUPERIOR TO TRAINS OF THE SAME CLASS WESTWARD.
FORM Y ORDERS AUTHORIZED.

No. 201 receive or discharge to or from points where scheduled to stop.

Between MP 224-38 and MP 225-10 movement of trains and engines are governed by signal indication.

At Manly No. 201 and 190 will register by Form 1339.

MAIN LINE EASTWARD

SUBDIVISION 16 STATIONS Time Table No. 6 October 28, 1962					FIRST CLASS				SECOND CLASS						
					190				104	54	52				
					Pgr.				Mixed	Freight	Freight				
					Daily				Tues. Thurs. Sat.	Daily Except Sunday	Daily				
Station Numbers	Capacity of Sidings	Capacity of Other Tracks	Signs												
.....CEDAR RAPIDS... 0.2	S-5 Rule 11a	3097	WRYd	P.M. s10.11									
CEDAR RAPIDS YD... 3.6		3097	Yard	3042	RFWTY Yd	10.10			P.M. 2.20	P.M. 5.30	A.M. 12.50				
... LINN JCT. 5.6		3102			10.04			2.00 P.M.	5.20	12.41				
... PALO. 4.1		3108	75	20	9.58				5.13	12.34				
... SHELLSBURG. 4.2		3112	52	22	9.54				5.07	12.28				
... GREASERS. 5.4		3116	53		9.50				4.59	12.20				
... VINTON. 7.9		3121	65	167	RYd	s 9.44				4.50 P.M.	12.11				
... MOUNT AUBURN. 6.4		3129		16	9.34					A.M. 12.01				
... LA PORTE CITY. 8.0		3135	66	65	9.29					P.M. 11.52				
... WASHBURN. 4.9		3143	75	32	9.22					11.42				
... BRYANT. 2.0		3149	95	243	TYd	9.17					11.35				
... CGW Crossing. 0.0														
... WATERLOO. 0.8		3151		375	RYd	s 9.14					11.30				
... WATERLOO R.R. Crossing. 1.1														
... BORDEN. 4.1			68		Yd	8.54					11.25				
... CGW Crossing. 0.3														
... CEDAR FALLS. 1.0		3156	28	87	WYd	s 8.49					11.15				
... Ill. Cont. Crossing. 10.2														
... WAVERLY JCT. 4.4		3168		134	Y	8.35					10.58				
... SHELL ROCK. 6.8		3172	68	62	8.31					10.50				
... CGW Crossing. 0.1														
... CLARKSVILLE. 6.1		3179	106	33	8.24					10.35				
... PACKARD. 4.9		3185		26	8.18					10.27				
... GREENE. 5.7		3190	73	72	g	8.13					10.20				
... MARBLE ROCK. 8.0		3196	83	46	8.07					10.12				
... ROCKFORD. 7.0		3204	67	87	W	7.59					9.59				
... NORA SPRINGS. 0.0		3211	66	20	s 7.50					9.50				
... CMSrP&P Crossing. 5.7														
... ROCK FALLS. 3.1		3217		10	7.40					9.43				
... CMSrP&P Crossing. 0.0														
... PLYMOUTH JCT. 5.3		3220	65		7.36					9.38				
... CGW Crossing. 0.3														
... MANLY. 127.2		3225	Yard	798	RFWTYd	7.30 P.M.					9.30 P.M.				

TRAINS EASTWARD ARE SUPERIOR TO TRAINS OF THE SAME CLASS WESTWARD.

SEE FOOT NOTES ON PAGE 5.

No. 190 receive or discharge to or from points where scheduled to stop.

Waverly Jct. Wye track to be used for meeting or passing trains. West leg of Wye 61 cars East leg of Wye 74 cars.

WESTWARD

MAIN LINE

EASTWARD

SECOND CLASS				FIRST CLASS	SUBDIVISION 15										FIRST CLASS	SECOND CLASS					
51	99	23	201		STATIONS										190	52	22	94			
Freight	Freight	CB&Q Mixed	Psg.		Time Table No. 6 October 28, 1962										Psg.	Freight	CB&Q Mixed	Freight			
Daily	Daily	Daily Ex. Sat. Sunday	Daily	M. P. from Burlington	Station Numbers											Daily	Daily	Daily Ex. Sat. Sunday	Daily		
		A.M. 7.20	P.M. 10.40	...	3000	BN	BURLINGTON	TO										A.M. 1.10	P.M. 2.55		
		7.25	10.46	0.0			MARKET STREET	S-5 Rule 15f										12.59	2.50		
		7.30	10.47	0.4	3001	BU	BURLINGTON (Freight Station)	TO	Yd	424	RFW TYd							12.57	2.46		
		7.55	10.57	8.7	3009		LATTY			20								12.45	2.26		
		8.05	10.59	11.6	3012		SPERRY			16	17							12.42	2.20		
		8.25 A.M.	11.03	15.2	3015	K	MEDIA POLIS	TO		41	R							12.38	2.10 P.M.		
			11.11	22.5			C&N Crossing														
			11.18	22.8	3023		MORNING SUN			14	41							12.30			
			11.30	29.2	3029	WO	WAPELLO	TO		27	46							12.23			
			11.42	40.5	231	CJ	COLUMBUS JCT.	TO	*	47	97	YYdw						12.10			
			11.49 P.M. 1.90	40.5			CRISP Crossing														
			11.57	46.9			CMS&P&P Crossing														
			12.15 A.M.	47.5	3048		CONE			28	27							11.57			
			12.21	54.7	3055		NICHOLS			18	78							11.49			
P.M. 8.01	A.M. 8.50		12.15 A.M.	61.4	2038	W	WEST LIBERTY	TO	*	29	119	RWY Yd						11.38	A.M. 3.30		P.M. 7.00
			12.21	61.4	3067		CENTERDALE	P		75	8							11.21	3.22		6.49
			12.25	66.8	3070	B	WEST BRANCH	TO		55	31							11.13	3.18		6.45
			12.29	69.6	3073		OASIS	P		22								11.10	3.13		6.39
			12.30	73.2	3075		ELMIRA	P		125								11.07	3.09		6.36
			12.33	74.6	3078		MORSE	P		5								11.06	3.05		6.30
			12.39	77.4	3078		SOLON	TO		45	21							11.03	3.05		6.30
			12.46	82.2	3082	MD	ELY	TO		45	21							10.58	2.57		6.22
			12.49	89.0	3089		PUTLEGE	P		87	20							10.51	2.45		6.11
			12.49	92.3	3093		C&N Crossing											10.48	2.40		6.05
			1.00 A.M.	97.0			CEDAR RAPIDS														
			1.00 A.M.	97.9	3097		CEDAR RAPIDS	S-5 Rule 11a				WRWYd						10.41			
10.00 P.M.	10.15 A.M.		98.1	98.1	3097	CR	CEDAR RAPIDS YARD	TO	*	Yd	3042	RFWY TYd						2.20 A.M.			5.45 P.M.

TRAINS EASTWARD ARE SUPERIOR TO TRAINS OF THE SAME CLASS WESTWARD.

SECOND CLASS, EXTRA TRAINS AND ENGINES MUST CLEAR THE TIME OF Nos. 201 AND 190 OUTSIDE ABS TERRITORY NOT LESS THAN 15 MINUTES. FORM Y ORDERS AUTHORIZED.

When operator not on duty at Burlington Freight Station, clearance will be obtained at Burlington.

At West Liberty regular trains will register by Form 1339.

All trains must obtain clearance at West Liberty.

No. 201 and 190 receive or discharge to or from points where scheduled to stop.

No. 190 stop Solon and West Branch Sunday and Thursday to discharge express.

WESTWARD

MAIN LINE

EASTWARD

SECOND CLASS		FIRST CLASS		M. P. from Cedar Rapids	Station Numbers	SUBDIVISION 19 STATIONS				Capacity of Sidings	Capacity of Other Tracks	Distance from Vinton	Signs	FIRST CLASS		SECOND CLASS	
	53					Time Table No. 6 October 28, 1962											
	Freight																Freight
	Daily Except Sunday																Daily Except Sunday
	A.M. 7.11			23.7	3121	N. VINTON	TO	65	167				RYd				P.M. 3.21
	7.27			30.2	12007	GA. . . . GARRISON	TO		58	6.5							3.04
	7.48			38.8	12016	DT. . . . DYSART	TO	44	70	15.1							2.44
	8.15			47.6	12024	HF. . . . TRAER	TO	37	88	23.7							2.21
	8.30			53.8	12031 DINSDALE			25	30.5							2.06
	8.50			59.8	12036	KI. . . . REINBECK	TO	53	47	36.1							1.46
				60.0	 CGW Crossing				36.3							
	9.05			63.8	12040 MORRISON			32	40.1							1.31
	9.25			69.2	12046	GY. . . . GRUNDY CENTER	TO	30	58	45.5							1.11
	9.35			71.8	12048	HD. . . . HOLLAND	TO		57	48.1							1.04
	10.00			79.0	12056	WS. . . . WELLSBURG	TO	37	47	55.3							12.46
	10.08			85.6	12062 CLEVES			29	61.9							12.31
	10.12			87.4	12064 ABBOTT CROSSING			13	63.7							12.26
				87.4	 C&N Crossing				63.7							
				96.7	 CRI&P Crossing				73.0							
				96.8	 Ill. Cent. Crossing				73.1							
				97.0	12074	AO. . . . IOWA FALLS	TO	30	112	73.3			RFWYd				
	10.35 A.M.			97.4	12074 IOWA FALLS YARD		Yard	619	73.7			RFWT YdY				12.01 P.M.

TRAINS EASTWARD ARE SUPERIOR TO TRAINS OF THE SAME CLASS WESTWARD.
FORM Y ORDERS AUTHORIZED.

WESTWARD

WASHINGTON BRANCH

EASTWARD

SECOND CLASS		M. P. from Chicago	Station Numbers	SUBDIVISION 27-B STATIONS				Distance from Ainsworth	Capacity of Other Tracks	Capacity of Sidings	Signs	SECOND CLASS	
	125			Time Table No. 6 October 28, 1962									
	Freight											Freight	
	Daily Ex. Sun.											Daily Ex. Sun.	
	P.M. 2.00	240.9	241	DA. . . . AINSWORTH	TO		29				RYd	A.M. 9.00	
	2.30 P.M.	248.2	10007	WA. . . . WASHINGTON	TO	7.2	277				RFWY Yd	8.30 A.M.	

TRAINS EASTWARD ARE SUPERIOR TO TRAINS OF THE SAME CLASS WESTWARD,
S-5 RULE 14 IN EFFECT.

Second Class and Extra trains authorized on Subdivision 27b may leave Washington and Ainsworth without Clearance when train order office is closed, and Train Order Signal indicates proceed.

MAIN LINE WESTWARD

FIRST CLASS										M. P. from Chicago	Distance from Silvis	SUBDIVISION 27 STATIONS	
			5	7	3		9	39				Time Table No. 6	October 28, 1962
			Psgr.	Psgr.	Golden State		Psgr.	Psgr.					
			Daily	Daily	Daily		Daily	Daily					
			P.M.	P.M.	P.M.		A.M.	A.M.					
			8.25	4.55	3.55		1.35	1.00		173.7	S	
										181.1	7.4	VN	
										181.3	7.6	
			s 8.32	s 5.03	s 4.02		s 1.43	s 1.10		182.8	9.1	
			8.35 P.M.	5.05 P.M.	4.05		1.46 A.M.	1.13		183.7	10.0	
					4.08			1.15		184.9	11.2	WN	
					4.10			1.17		186.5	12.8	NA	
					4.14			1.20		190.9	17.2	WD	
								1.24		192.0	18.3	
					4.19			1.30		196.8	23.1	
					4.25			1.33		202.6	28.9	
					g 4.34			s 1.53		210.3	36.6	
					4.37			1.55		211.6	37.9	DY	
					4.41			2.01		216.6	42.9	
					4.47			2.09		223.4	49.7	
					4.52			2.15		229.7	56.0	
					a 4.55			s 2.32		230.8	57.1	CJ	
								40					
					5.01			2.38		236.2	62.5	
					5.05			s 2.48		240.9	67.2	DA	
					5.08			2.52		244.7	71.0	
										245.4	71.7	
					5.19			3.04		261.4	84.0	BR	
										263.7	86.3	
					5.29			3.14		272.5	95.1	
										274.8	97.4	
					5.32			s 3.20		275.1	97.7	
					5.38			3.25		280.2	102.8	
					5.42			3.29		285.1	107.7	
					g 5.47			s 3.34		290.7	113.3	
					5.55 P.M.			3.40 A.M.		291.5	114.1	ON	

..... SILVIS 7.4	*TO
ROCK ISLAND, ILL 0.2	*TO
CB&Q Crossing 0.5	UX
DAVENPORT, IOWA 0.9	...P
MO. DIV. JCT. 1.2	...P
WEST DAVENPORT 1.6	*TO
NAHANT 4.4	...
LINWOOD 1.1	...P
BUFFALO 4.8	...P
MONTELLIER 5.8	...P
FAIRPORT 7.7	...P
MUSCATINE 1.3	*P
CULVER 5.0	TO
FRUITLAND 6.8	...P
LETT'S 6.3	...P
FREDONIA 1.1	...P
COLUMBUS JCT 0.0	*TO
CRI&P Crossing 5.4	...
COTTER 4.7	...P
AINSWORTH 3.8	TO
KAY 0.7	...P
CB&Q Crossing 12.3	...
BRIGHTON 2.3	TO
EAST PLEASANT PLAIN 8.8	P
OTERO 2.3	...P
CB&Q Crossing 0.3	...
FAIRFIELD 5.1	...P
LIBERTYVILLE 4.9	...P
COUNTY 5.6	...P
ELDON 0.8	...P
ELDON YARD 114.1	*TO

WHEN OPERATING UNDER RULE 356 TRAINS EASTWARD ARE SUPERIOR TO TRAINS OF THE SAME CLASS WESTWARD.

Rules 93 and D-93 are in effect at Silvis, Rock Island, Davenport, Missouri Division Junction, West Davenport, Nahant, Linwood, Muscatine and Culver, within Signal Indication territory.

Switches and signals at Missouri Division Jct. are remotely controlled. First class trains may register by Form 1339 at Eldon Yard.

Rock Island - First class trains approach passenger station at RESTRICTED SPEED.

No. 3 receive Muscatine, Columbus Jct., and Eldon for El Paso or beyond. Muscatine discharge from Chicago and Englewood.

MAIN LINE EASTWARD

SUBDIVISION 27 STATIONS Time Table No. 6 October 28, 1962		Station Numbers	Capacity of Sidings	Capacity of Other Tracks	Signs	FIRST CLASS									
						6	40	8	4	10					
						Psgr.	Psgr.	Psgr.	Golden State	Psgr.					
						Daily	Daily	Daily	Daily	Daily					
7.4 SILVIS	173		Yard	RFW Yd											
0.2 ROCK ISLAND, ILL	181			RFWYd	A.M. s12.45	A.M. s3.55	A.M. s5.05	A.M. s8.30	P.M. s4.55						
1.5 CB&Q Crossing															
0.9 DAVENPORT, IOWA	183			Yd	s12.20	s3.32	s4.45	s8.16	s4.44						
1.2 MO. DIV. JCT.	184			Yd	12.11 A.M.	3.30	4.34 A.M.	8.12	4.38 P.M.						
1.6 WEST DAVENPORT	185			RYd		3.27	A.M.	8.09							
4.4 NAHANT	187			RYd		3.25		8.07							
1.1 LINWOOD	191		255	Yd		3.22		8.03							
4.8 BUFFALO	192		25			3.21									
1.2 MONTPELIER	197		9			3.17		7.58							
5.8 FAIRPORT	203		10			3.12		7.53							
7.7 MUSCATINE	210		Yard	WYd		s3.05		g7.44							
1.3 CULVER	212	125	30	RYd		2.54		7.41							
5.0 FRUITLAND	217		26			2.48		7.37							
6.8 LETTS	224	125	33			2.43		7.31							
6.3 FREDONIA	230	125	14	Yd		2.37		7.25							
1.1 COLUMBUS JCT.	231		65	WYYd		s ³⁹ 2.32		g7.23							
0.0 CRI&P Crossing															
5.4 COTTER	236	125	15			2.25		7.17							
4.7 AINSWORTH	241		28			s2.20		7.13							
3.8 KAY	245	125				2.13		7.10							
0.7 CB&Q Crossing															
12.3 BRIGHTON	261	125	162			2.02		6.59							
2.3 EAST PLEASANT PLAIN	264		30												
0.8 OTERO	273	125				1.52		6.50							
2.3 CB&Q Crossing															
0.3 FAIRFIELD	275	20	104	W		s1.50		6.46							
5.1 LIBERTYVILLE	280	125	15			1.44		6.43							
4.9 COUNTY	285	125				1.40		6.38							
5.6 ELDON	291		46	YYd		s1.35		g6.33							
0.8 ELDON YARD	292	20	Yard	RFWT Yd		1.30 A.M.		6.30 A.M.							

Signal Indications--Rules 450-453 MP 172 Pole 42 to MP 211 Pole 34

Signal Indications--Rules 400-406 MP 211 Pole 34 to MP 291 Pole 20

TWO MAIN TRACKS

SEE FOOTNOTES ON PAGE 9.

No. 4 Eldon, Columbus Jct., and Muscatine discharge from El Paso or beyond.
Muscatine receive for Englewood and Chicago.

WESTWARD				BUREAU-PEORIA MAIN LINE								EASTWARD				
SECOND CLASS		FIRST CLASS		Capacity of Other Tracks	Capacity of Sidings	M. P. from Chicago	SUBDIVISION 2-A STATIONS				Station Numbers	Signs	FIRST CLASS		SECOND CLASS	
47	45	13	11				Time Table No. 6						12	14	46	50
Freight	Freight	Psg.	Psg.				October 28, 1962						Psg.	Psg.	Freight	Freight
Daily	Daily Ex. Sun.	Daily	Daily					Daily	Daily	Daily Ex. Mon.	Daily					
A.M. 2.35	A.M. 2.30	P.M. 7.56	A.M. 11.07	Yard	80	114.2	AU	BUREAU	TO	114	RWYd	A.M. 7.45	P.M. 3.45	A.M. 1.20	P.M. 11.25	
3.00	2.53	8.03	11.15	30	92	122.1	...	PUTNAM	P	4008	...	7.37	3.36	1.09	11.07	
3.10	3.03	8.08	11.20	30	93	127.7	HN	HENRY	TO	4014	...	7.32	3.31	12.59	10.58	
3.22	3.15	8.14	11.26	52	93	134.7	SD	SPARLAND	TO	4021	...	7.26	3.25	12.47	10.44	
3.45	3.40	8.21	11.34	75	76	142.6	HA	CHILlicothe	TO	4029	WYd	7.19	3.18	12.32	10.32	
3.50	3.45	8.23	11.36	...	102	144.1	...	COUGHLIN	P	4030	...	7.17	3.16	12.29	10.29	
4.05	4.00	8.29	11.43	23	...	151.1	...	MOSSVILLE	P	4037	...	7.11	3.10	12.17	10.20	
4.15	4.10	8.32	11.46	5	102	155.0	...	SANKOY	P	4041	...	7.08	3.07	12.11	10.15	
		8.38	11.52	159.8	...	PEORIA JCT.	Yd	7.03	3.03			
4.35 A.M.	4.30 A.M.	8.40	11.55	Yard	...	160.7	BY	PEORIA YARD	TO	...	RFWTY Yd	7.01	3.01	12.01 A.M.	10.05 P.M.	
		8.45 P.M.	11.59 A.M.	161.0	...	PEORIA	...	4047	RYYdW	7.00 A.M.	3.00 P.M.			

TRAINS EASTWARD ARE SUPERIOR TO TRAINS OF THE SAME CLASS WESTWARD. FORM Y ORDERS AUTHORIZED.

No. 11 Discharge Chillicothe from Chicago, Englewood and Joliet.
No. 13 Discharge Chillicothe from Chicago, Englewood and Joliet.

No. 12 Receive Chillicothe and Bureau for Joliet, Englewood and Chicago.
No. 14 Receive Chillicothe for Joliet, Englewood and Chicago.

WESTWARD				PEORIA BRANCH								EASTWARD				
SECOND CLASS				Signs	Station Numbers	SUBDIVISION 3 STATIONS				M. P. from Peoria	Capacity of Sidings	Capacity of Other Tracks	SECOND CLASS			
						Time Table No. 6							102			
						October 28, 1962							Freight			
				Yd	...	PEORIA JCT.	...	1.2	A.M. 11.10				
				Yd	5006	PEORIA HEIGHTS	...	5.2	...	50	...	10.53				
				Yd	5007	KELLER	...	6.4	...	12	...	10.50				
				...	5011	ALTA	...	10.4	...	15	...	10.40				
				...	5015	DUNLAP	...	14.6	...	12	...	10.30				
				...	5022	AT&SF Crossing	...	20.5					
				...	5026	PRINCEVILLE	...	21.1	16	18	...	10.15				
				...	5026	STARK	...	25.7	...	26	...	10.00				
				...	5031	CB&Q CROSSING	UX	30.5					
				...	5037	WYOMING	TO	30.7	...	40	...	9.50				
				...	5042	TOULON	TO	36.3	...	51	...	9.30				
				...	5048	LAFAYETTE	TO	41.9	...	225	...	9.15				
				...	5048	GALVA	TO	47.3	18	30	...	8.45				
				CB&Q CROSSING	...	47.9					
				...	5052	CB&Q CROSSING	...	48.1					
				...	5057	BISHOP HILL	...	51.7	...	26	...	8.25				
				...	5061	ULAH	...	57.0	...	15	...	8.15				
				...	5067	CAMBRIDGE	TO	60.7	25	58	...	8.05				
				...	5072	OSCO	TO	66.6	...	25	...	7.50				
				R	...	ORION	...	71.4	...	24	...	7.40				
				R	170	ORION JCT.	...	72.7	7.30				
						COLONA	...	82.3	...	20	...	7.10 A.M.				

TRAINS EASTWARD ARE SUPERIOR TO TRAINS OF THE SAME CLASS WESTWARD. S-5 RULE 14 IN EFFECT.

WESTWARD				MONTEZUMA BRANCH				EASTWARD					
SECOND CLASS				Capacity of Sidings	Capacity of Other Tracks	Station Numbers	SUBDIVISION 4-A STATIONS	M. P. from Iowa City	Signs	SECOND CLASS			
		111	112										
		Freight	Freight				Time Table No. 6 October 28, 1962			Mon. Wed. Fri.			
		P.M. 2.15		210	2053	IC	IOWA CITY	0.0	RFWYYd			P.M. 10.25	
		2.40		31	8007	SG	HILLS	7.2				10.05	
		3.00		44	8014	VR	RIVERSIDE	6.8				9.50	
		3.20		23	8021	KA	KALONA	6.5				9.30	
		4.10		23	8028	WM	WELLMAN	7.2		Y		9.15	
		4.35		24	8036		KINROSS	8.2				8.32	
		4.50		24	8024		SOUTH ENGLISH	5.6				8.17	
							CMS&P Crossing	4.0	UX				
		5.05		13	8046		WEBSTER	0.3				8.07	
		5.20		27	8050		KESWICK	4.0				7.57	
		5.35		35	8055		THORNBURG	5.1				7.45	
		5.45		18	8059		GIBSON	3.7				7.35	
		6.00		17	8064		BARNES CITY	4.7				7.25	
		6.30 P.M.		64	8071		MONTEZUMA	7.3		RT		7.10 P.M.	
							70.5						

TRAINS EASTWARD ARE SUPERIOR TO TRAINS OF THE SAME CLASS WESTWARD EXCEPT NO. 111 IS SUPERIOR TO NO. 112.
S-5 RULE 14 IN EFFECT.

Trains may leave Montezuma without clearance, when train order office is closed.

WESTWARD				POSTVILLE BRANCH				EASTWARD					
SECOND CLASS				Capacity of Sidings	Capacity of Other Tracks	Station Numbers	SUBDIVISION 16-B STATIONS	M. P. from Cedar Rapids	Signs	SECOND CLASS			
		105	106										
		Mixed	Mixed				Time Table No. 6 October 28, 1962			Tues. Thurs. Sat.			
		Tues. Thurs. Sat. A.M. 6.30		11	11090		JUNCTION	94.9	R			A.M. 7.10	
		6.40 A.M.		26	48004		POSTVILLE	3.4	R			7.00 A.M.	

TRAINS EASTWARD ARE SUPERIOR TO TRAINS OF THE SAME CLASS WESTWARD, EXCEPT NO. 105 IS SUPERIOR TO 106.

Trains may leave Junction and Postville without clearance.

S-5 RULE 14 IN EFFECT.

WESTWARD

DECORAH BRANCH

EASTWARD

SECOND CLASS				Capacity of Sidings	Capacity of Other Tracks	Station Numbers	SUBDIVISION 16-A STATIONS			M. P. from Cedar Rapids	Signs	SECOND CLASS			
			103				Time Table No. 6 October 28, 1962								104
			Mixed												
			Monday Weds. Friday												
			A.M.												
			6.54			3102	 LINN JCT.	P	4.4					
			f 7.15		20	11006	 TODDVILLE.		10.0					
							 WATERLOO R.R. Crossing ³ UX		17.6				f 1.30	
			s 7.45		43	11014		RB. CENTER POINT	TO	17.9				s 1.00	
			s 8.10		18	11021		KR. WALKER	TO	24.7				s 12.35	
			s 8.35		21	11027	 ROWLEY.		31.3				P.M. s 12.10	
			s 9.15		22	250	11035	DK. INDEPENDENCE	TO	38.9				A.M. s 11.45	
							 Ill. Cent. Crossing.		39.6					
			s 9.45		21	11045	 HAZLETON.		49.3				s 11.02	
							 CGW Crossing.		52.9					
			s 10.50		29	55	11049	OW. OELWEIN	TO	53.4				s 10.50	
			s 11.20		27	11056		ND. MAYNARD.	TO	60.3				s 9.35	
			s 11.40		35	11062	 RANDALIA.		66.4				s 9.05	
			s 11.48		10	11065	 DONNAN.		68.7				s 8.55	
			A.M.				 CMS&P&P Crossing.	UX	68.7					
			s 12.25		95	11070		WU. WEST UNION	TO	74.6				s 8.35	
			f 12.50		14	11077	 BRAINARD.		81.1				f 8.10	
			s 1.10		33	11081		LN. ELGIN.	TO	85.2				s 7.55	
			s 1.30		36	11084	 CLERMONT.		88.5				s 7.40	
			1.55		9	11090	 JUNCTION.		94.9				7.15 6.30	
			s 2.10		15	11095	 CASTALIA.		98.6				s 6.15	
							 CMS&P&P Crossing.	UX	103.4					
			s 2.35		13	11101	 OSSIAN.		103.7				s 6.00	
			f 3.10		10	11108	 NORDNESS.		111.1				f 5.32	
			3.45	Yard	68	11115		DC. DECORAH	TO	118.3	RT			5.15 A.M.	

TRAINS EASTWARD ARE SUPERIOR TO TRAINS OF THE SAME CLASS WESTWARD.

Trains may leave Linn Jct. without clearance.

C.M. St. P. & P. engines use main track to interchange track at Ossian. Trains and engines approach Ossian at restricted speed.

S-5 RULE No. 14 IN EFFECT.

Train 104 may leave Decorah without clearance when train order office is closed and train order signal indicates proceed.

WESTWARD

CLINTON BRANCH (Information Only)

EASTWARD

SECOND CLASS				Station Numbers	SUBDIVISION 27-A STATIONS			M. P. from Silvis	Signs	SECOND CLASS				
			109		Time Table No. 6 October 28, 1962								110	
			Daily Except Saturday											
			P.M. 11.00		9035		CN. CLINTON	TO	46.5	RFWT Yd				P.M. 10.15
			1.00 A.M.		185		WN. WEST DAVENPORT.	TO	11.2	RYd				9.00 P.M.

S-5 RULE 15e

WESTWARD FREIGHT TRAINS (Information Only)

Westward Freight Trains Information Only	43	41	61	93	265	81	GSX	275	45
	Daily	Daily	Daily	Daily	Daily	Daily	Daily	Daily	Daily Ex. Sat.
	Freight	Freight	Freight	Freight	CMS&P &P Freight	Freight	Freight	CMS&P &P Freight	Freight
.. SO. CHICAGO ...	A.M. 7.30	P.M. 7.00							
..BLUE ISLAND ..				P.M. 11.00		A.M. 11.00	A.M. 11.00		P.M. 8.00
.... JOLIET	9.30	8.45		11.45 P.M.		11.45	11.45 A.M.		8.45
....BUREAU									2.15 2.30 A.M.
.... SILVIS	12.15 P.M.	A.M. 12.01 A.M.	P.M. 5.00	A.M. 2.10 3.30		P.M. 2.15 3.30	P.M. 2.15 2.50		
....NAHANT.....					A.M. 7.00			P.M. 6.45	
....CULVER.....					7.45 A.M.			7.30 P.M.	
.. ELDON YARD...			10.00 P.M.	6.40 A.M.			5.50 P.M.		

EASTWARD FREIGHT TRAINS (Information Only)

Eastward Freight Trains Information Only	270	76	286	98	264	94	48	46	42	44
	Daily	Daily	Daily	Daily	Daily	Daily	Daily	Daily Ex. Mon.	Daily	Daily
	CMS&P &P Freight	Freight	CMS&P &P Freight	Freight	CMS&P &P Freight	Freight	Freight	Freight	Freight	Freight
.. SO. CHICAGO ...									P.M. 5.00	A.M. 8.00
..BLUE ISLAND ..		P.M. 1.30		A.M. 12.30		A.M. 3.00		A.M. 9.30		
.... JOLIET		P.M. 12.15		P.M. 11.25		2.15 A.M.		8.30	3.30	5.00
....BUREAU							A.M. 2.45 2.30	2.00 A.M.		
.... SILVIS		9.30 6.00		8.45 7.30		10.30 P.M.	1.00 A.M.		1.00 P.M.	1.00 A.M.
....NAHANT.....	P.M. 1.30		A.M. 3.45		P.M. 3.45					
....CULVER.....	12.30 P.M.		2.45 A.M.		2.45 P.M.					
.. ELDON YARD...		1.30 A.M.		3.45 P.M.						

COMMUNICATION OFFICES

OFFICE HOURS: Week Days - Except Saturday - *Sundays and Holidays - **Saturdays

	From	To
SUBDIVISION 2		
Morris	* ** 8:30 a.m.	4:30 p.m.
Ottawa	Continuous	
Utica	7:30 a.m.	4:30 p.m.
La Salle	* ** 7:00 a.m.	11:00 p.m.
Bureau	Continuous	
Tiskilwa	7:00 a.m.	4:00 p.m.
Sheffield	8:30 a.m.	5:30 p.m.
Mineral	8:00 a.m.	5:00 p.m.
Atkinson	7:30 a.m.	4:30 p.m.
Rock Island	Continuous	
SUBDIVISION 2-A		
Bureau	Continuous	
Henry	7:30 a.m.	4:30 p.m.
A... Sparland	7:30 a.m.	11:30 a.m.
Chillicothe	7:00 a.m.	4:00 p.m.
Peoria Yard	Continuous	
SUBDIVISION 3		
Osco	8:00 p.m.	5:00 a.m.
Cambridge	7:00 a.m.	4:00 p.m.
Galva	7:30 a.m.	4:30 p.m.
A... La Fayette	7:30 a.m.	4:30 p.m.
Wyoming	1:00 p.m.	4:00 p.m.
Toulon	7:30 a.m.	4:30 p.m.
SUBDIVISION 4		
Walcott	7:00 a.m.	4:00 p.m.
Durant	7:00 a.m.	4:00 p.m.
Wilton	7:00 a.m.	4:00 p.m.
West Liberty	Continuous	
Iowa City	Continuous	
Oxford	7:00 a.m.	4:00 p.m.
Homestead	8:00 a.m.	5:00 p.m.
Marengo	10:30 a.m.	6:30 p.m.
Victor	* ** 10:30 p.m.	6:30 a.m.
Brooklyn	7:00 a.m.	4:00 p.m.
Grinnell	6:00 a.m.	3:00 p.m.
Kellogg	2:00 p.m.	6:00 a.m.
Newton	6:00 a.m.	3:00 p.m.
Colfax	2:00 p.m.	10:00 p.m.
Altona	11:00 p.m.	7:00 a.m.
Short Line Jct.	6:00 a.m.	3:00 p.m.
Des Moines	Continuous	
SUBDIVISION 4-A		
Iowa City	Continuous	
Hills	8:00 a.m.	5:00 p.m.
Riverside	8:00 a.m.	5:00 p.m.
Kalona	8:30 a.m.	5:30 p.m.
Wellman	8:30 a.m.	5:30 p.m.
Montezuma	8:30 a.m.	5:30 p.m.
SUBDIVISION 15		
Burlington	Continuous	
Burlington (Freight Station)	7:30 a.m.	4:30 p.m.
Mediapolis	8:30 a.m.	5:30 p.m.
Wapello	7:00 a.m.	4:00 p.m.
Columbus Jct.	9:00 a.m.	5:00 p.m.
West Liberty	* ** 11:00 p.m.	7:00 a.m.
West Branch	Continuous	
Solan	6:30 a.m.	3:30 p.m.
	6:45 a.m.	3:45 p.m.
Cedar Rapids Yard	Continuous	

SUBDIVISION 16		
Cedar Rapids Yard	Continuous	
Shellsburg	7:00 a.m.	4:00 p.m.
Vinton	7:30 a.m.	3:30 p.m.
LaPorte City	* ** 9:00 p.m.	5:00 a.m.
Waterloo	7:00 a.m.	4:00 p.m.
	* ** 10:30 a.m.	6:30 p.m.
	* ** 8:00 p.m.	4:00 a.m.
Cedar Falls	** 8:00 a.m.	4:00 p.m.
Shell Rock	8:30 a.m.	5:30 p.m.
Clarksville	8:00 a.m.	5:00 p.m.
Greene	7:00 a.m.	4:00 p.m.
Marble Rock	7:00 a.m.	4:00 p.m.
Rockford	7:00 a.m.	4:00 p.m.
Nora Springs	* ** 7:30 p.m.	4:30 a.m.
Manly	Continuous	

SUBDIVISION 16-A		
Center Point	7:00 a.m.	4:00 p.m.
Walker	7:30 a.m.	4:30 p.m.
Independence	7:00 a.m.	4:00 p.m.
Delwein	7:00 a.m.	4:00 p.m.
Maynard	7:30 a.m.	4:30 p.m.
West Union	7:30 a.m.	4:30 p.m.
Elgin	7:30 a.m.	4:30 p.m.
Decorah	7:00 a.m.	4:00 p.m.

SUBDIVISION 16-B		
Postville	8:30 a.m.	5:30 p.m.

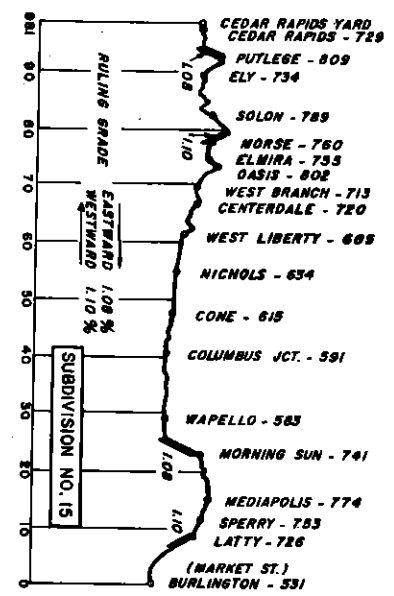
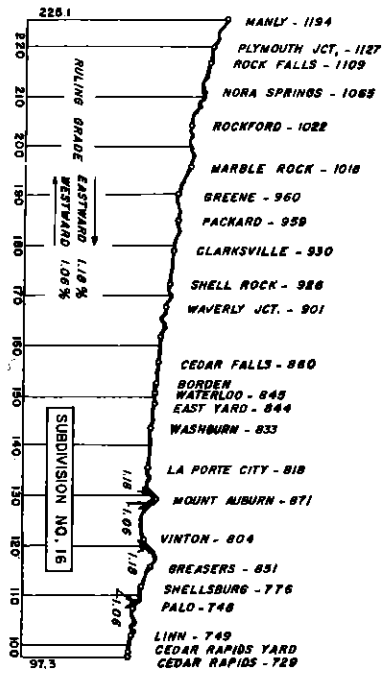
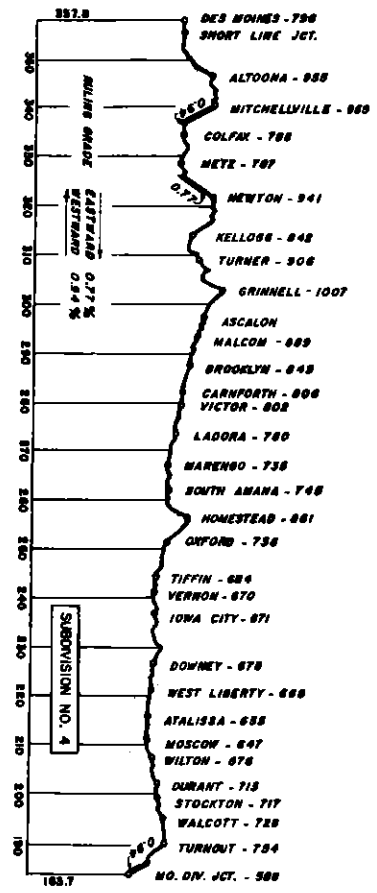
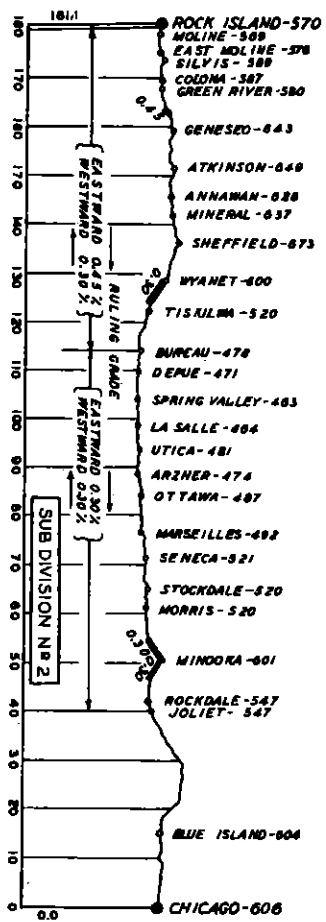
SUBDIVISION 19		
Vinton	7:30 a.m.	3:30 p.m.
	* ** 9:00 p.m.	5:00 a.m.
Garrison	7:00 a.m.	4:00 p.m.
Daryat	7:00 a.m.	4:00 p.m.
Traer	7:00 a.m.	4:00 p.m.
B... Reinbeck	7:30 a.m.	12:30 p.m.
Grundy Center	7:00 a.m.	4:00 p.m.
B... Holland	2:00 p.m.	4:00 p.m.
Wellsburg	7:00 a.m.	4:00 p.m.
Iowa Falls	Continuous	

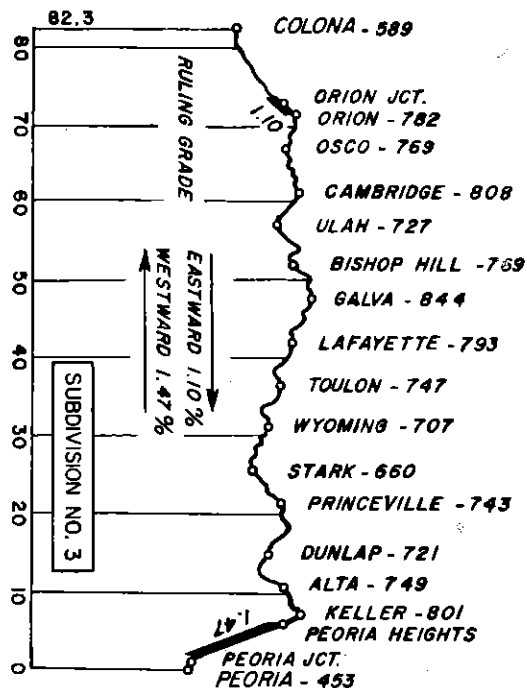
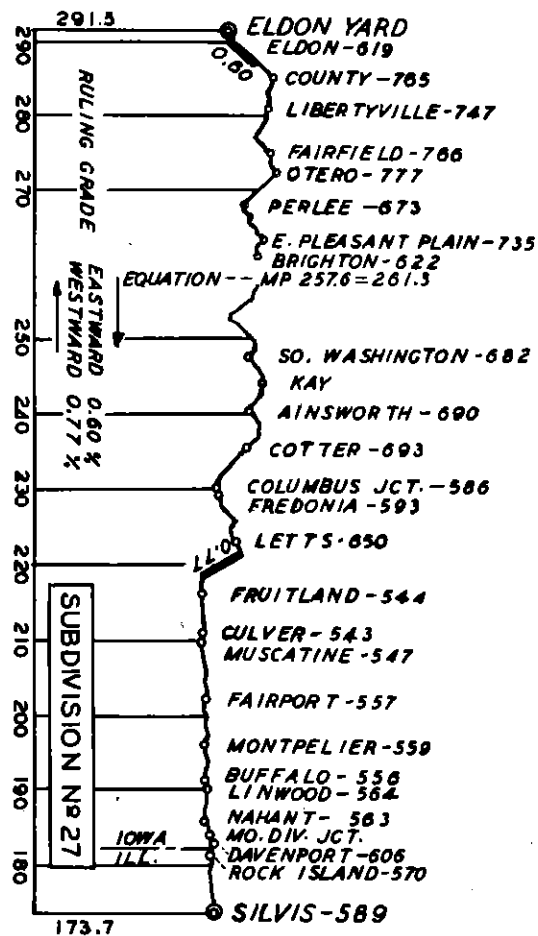
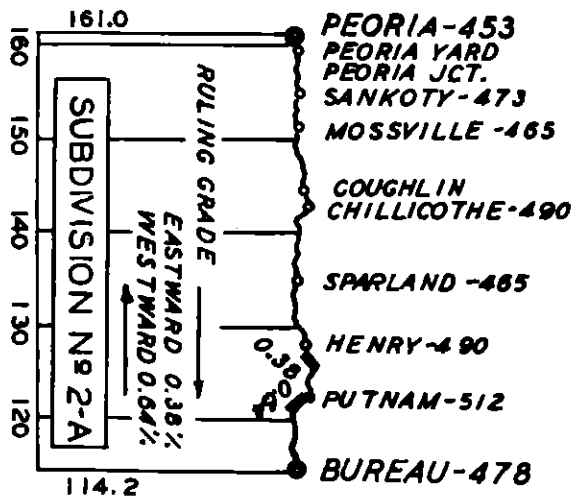
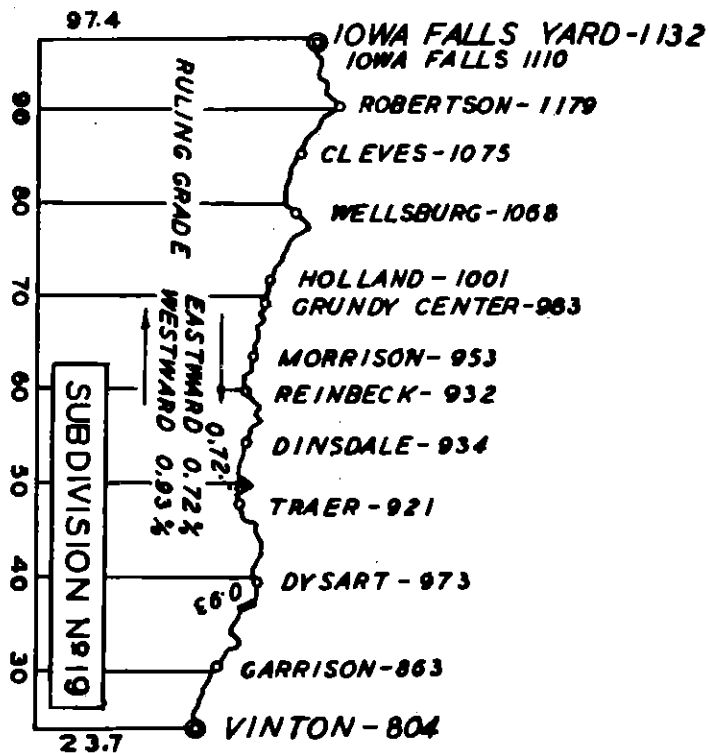
SUBDIVISION 27		
Silvis	Continuous	
Rock Island	Continuous	
West Davenport	Continuous	
Linwood	7:30 a.m.	4:30 p.m.
Culver	Continuous	
Columbus Jct.	** 9:00 a.m.	5:00 p.m.
	* ** 11:00 p.m.	7:00 a.m.
Ainsworth	7:00 a.m.	4:00 p.m.
Brighton	7:00 a.m.	4:00 p.m.
Fairfield Tower	Continuous	
Eldon Yard	Continuous	

SUBDIVISION 27-A		
Clinton	** 6:00 a.m.	3:00 p.m.
West Davenport	Continuous	

SUBDIVISION 27-B		
Ainsworth	7:00 a.m.	4:00 p.m.
Washington	** 6:00 a.m.	3:00 p.m.

Corresponding letters indicate dualized stations.





O. E. MORGAN, Superintendent - Terminals, Silvis, Illinois
 R. Q. BLANCHARD, Trainmaster - Road Foreman, Cedar Rapids, Iowa
 H. B. BURRESS, Trainmaster, Rock Island, Illinois
 C. O. RICHARDSON, Assistant Superintendent, Peoria, Illinois
 C. E. KLINE, Terminal Trainmaster, Silvis, Illinois
 W. A. Catlett, Terminal Trainmaster, Silvis, Illinois
 D. E. VISNEY, Trainmaster, Rock Island, Illinois
 J. H. Whipple, Master Mechanic, Silvis, Illinois
 L. C. LONNEGREN, Road Foreman Equipment, Blue Island, Illinois
 O. W. ATEN, Road Foreman Equipment, Rock Island, Illinois

M. R. EWING, Chief Dispatcher,
 D. M. MARTIN, Assistant Chief Dispatcher,
 C. J. STOFFER, Assistant Chief Dispatcher,
 C. R. GIBSON, Assistant Chief Dispatcher, } Rock Island, Ill.

H. C. McENTIRE,
 H. F. FURMAN,
 A. R. MYERS,
 G. W. OLSON,
 G. L. WATTS,
 R. C. FEE,
 K. D. HORNBAKER,
 W. W. WEST,
 C. J. YORK
 G. R. WILLIAMSON, } Dispatchers
 Rock Island,

Official Hospitals are located as follows:

Place	Place	Telephone
Moline	Moline Public-702 5th Ave.	762-3651
Cedar Rapids	St. Luke's-1026 A Ave., N.E.	E.M. 4-0101
Burlington	Mercy-610 N. 4th St.	138
Iowa Falls	Ellsworth-100 Rocksylvania Ave.	110
Morris	Morris-150 W. High St.	W.H. 2-2932
Ottawa	Ryburn Memorial-Clinton & Madison Sts.	H.E. 3-3100
La Salle	St. Mary's-O'Connor Ave.	C.A. 3-0607
Geneseo	J. C. Hammond City-536 N. College Ave.	2186
Rock Island	St. Anthony's-767 30th St.	788-7631
Davenport	Mercy-1326 W. Lombard	324-2611
Peoria	St. Francis-Glen Oak Ave.	674-7731
Grinnell	Grinnell Community-102½ Nassau St.	98
Des Moines	Iowa Lutheran-712 Parnell	A.M. 2-9301