

Company Doctors

W. D. LARSON	Annawan
J. S. PUENTES	Atkinson
*F. G. OBER	Burlington
S. W. BARNETT	Cedar Falls
*E. A. COBB	Cedar Rapids
E. M. MARK	Clarksville
*H. A. AMESBURY	Clinton
*E. S. GROBEN	Columbus Jct.
*W. G. BESSMER	Davenport
*S. F. SMAZAL	Davenport
*ARNOLD L. NELSON	Des Moines
*JAMES B. FRASER	Des Moines
*J. W. LA MAR	Des Moines
*G. A. COOK	East Moline
*ROBERT A. RYAN	Fairfield
P. M. SCHMIDT	Galva
W. R. YOUNG	Geneseo
*B. V. ANDERSON	Greene
*J. R. PARISH	Grinnell
H. MOERSHEL	Homestead
N. L. HERSEY	Independence
*W. L. YETTER	Iowa City
*R. J. KENNEDY	Joliet
*J. A. ZALAR	Joliet
J. W. CANNON	Lacon
*J. W. GEIGER	LaSalle
P. R. CLARK	Marseilles
L. S. HELFRICH	Moline
W. M. PAGE	Montezuma
J. B. ROTH	Morris
*C. P. PHILLIPS	Muscatine
*J. W. BILLINGSLEY	Newton
*D. J. OTTILIE	Oelwein
*R. O. LEWIS	Ottawa
*J. DeVRIES	Ottawa
R. J. HENNES	Oxford
*J. I. WEIMER	Pekin
R. K. TAUBERT	Pekin
*C. D. BRANCH	Peoria
*JAMES FORESMAN	Princeton
H. V. KAHLER	Reinbeck
*C. P. O'NEILL	Rock Island
*L. E. CURTIS	Rock Island
T. F. MULLEN	Seneca
O. B. GILTNER	Sheffield
*H. C. DeBOURCY	Silvis
*H. J. JACOBS	Spring Valley
H. E. BROWN	Tiskilwa
*J. E. BLUMGREN	Vinton
M. L. McCREEDY	Washington
*F. M. MARQUIS	Waterloo
*J. E. KIMBALL	West Liberty

Oculist & Aurist

G. J. PEARSON	Burlington
W. R. LEE	Burlington
J. K. VONLACKUM	Cedar Rapids
G. S. MARQUIS	Des Moines
H. V. WADSWORTH	Joliet
C. D. JOHNSON	Moline
A. ZIMMER	Moline
R. A. VANETTA	Ottawa
G. J. WYMAN	Peoria
J. H. McNAMEE	Des Moines

Rule 4 - (b) Uniform Code of Operating rules; employees who are in anyway affected by the time table must have a copy of the current time table and "Speed Restrictions & Special instructions" 5-5 with them while on duty.

SEE PAGE 14 FOR HOSPITALS

CM & STP & P - 6000 - 4-26-64

Chicago, Rock Island & Pacific Railroad



TIME TABLE

ROCK ISLAND DIVISION

FIRST DISTRICT

No. **1**

EFFECTIVE AT 12:01 A.M.
CENTRAL STANDARD TIME

SUNDAY, APRIL 26, 1964

B. R. Dew,
Superintendent

B. F. WELLS,
General Manager

A. E. ANDERSON,
Asst. General Manager

This Time Table for the exclusive use
and guidance of Employees

MAIN LINE WESTWARD

FIRST CLASS							M.P. from Chicago	Station Numbers	SUBDIVISION 2 STATIONS	
	9	1	13	5	3	11			TIME TABLE No. 1	
	Pgr.	Pgr.	Pgr.	Pgr.	Golden State	Pgr.			April 26, 1964	
	Daily	Daily	Daily	Daily	Daily	Daily	0	0	GO	Chicago
	P.M. 10.00	P.M. 8.20	P.M. 5.45	P.M. 4.30	P.M. 1.00	A.M. 8.00			BI	Blue Island
	10.25	8.45	6.05	4.55	1.22	8.22	15.7	16		24.5
	g 10.50	s 9.10	s 6.27	g 5.22	g 1.45	g 8.48	40.2	40		JOLIET
	10.52	9.13	6.30	5.25	1.48	8.51	42.4	42		ROCKDALE
	10.59	9.21	6.38	5.33	1.56	8.58	51.1	51	HS	MINOOKA
	11.08	s 9.36	g 6.47	5.42	2.04	s 9.07	61.7	62	MD	MORRIS
							65.5	66		STOCKDALE
	11.16	g 9.45	6.57	5.51	2.11	9.15	71.9	72	SN	SENECA
	11.21	g 9.51	7.01	5.55	2.15	9.19	77.3	77	MS	MARSEILLES
	11.27	s 10.09	7.07	s 6.06	g 2.22	s 9.30	84.5	85	WA	OTTAWA
							84.8			CB&Q CROSSING
							89.0	89		ARZNER
	11.35	10.20	7.15	6.15	2.31	9.39	94.0	94	K	UTICA
	11.40	s 10.44	s 7.25	g 6.24	g 2.37	s 9.49	99.0	99	UD	LA SALLE
							101.0			CB&Q CROSSING
	11.45	10.51	7.31	6.31	2.43	9.55	104.3	104		SPRING VALLEY
	11.50	10.56	7.35	6.36	2.48	10.00	109.9	110	D	DE PUE
	P.M. 12.13	s 11.21	7.41 P.M.	s 6.49	s 2.55	s 10.10 A.M.	114.2	114	AU	BUREAU
	A.M. 12.21	11.29		6.57	3.03		122.4	123	KI	TISKILWA
	12.27	11.36		7.03	3.09		128.6	129		WYANET
	12.34	g 11.44		7.10	3.17		136.5	137	SF	SHEFFIELD
	12.38	11.49		7.14	3.21		141.9	142	Z	MINERAL
	12.41	11.52		7.17	3.24		145.6	146	JF	ANNAWAN
	12.46	11.57 P.M.		7.22	3.29		151.5	152	AK	ATKINSON
	12.53	s 12.07 A.M.		7.28	3.34		159.1	159	GV	GENESEO
							167.8	168		GREEN RIVER
	1.02	12.16		7.37	3.41		169.6	170		COLONA
							169.7			CB&Q CROSSING
	1.06	12.20		7.41	3.45		173.7	173	S	SILVIS
	1.08	12.22		7.43	3.47		175.1	175		EAST MOLINE
	g 1.12	s 12.30		s 7.51	s 3.54		178.9	179		MOLINE
	s 1.17 A.M.	s 12.35 A.M.		s 7.56 P.M.	s 3.59 P.M.		181.1	181	YN DI	ROCK ISLAND

SEE FOOTNOTES ON PAGE 2.

No. 1 discharge Marseilles, Seneca from Chicago and Englewood. Marseilles and Sheffield to receive for points where scheduled to stop.

No. 3 receive for Kansas City or beyond, receive for stop points Newton or beyond.

No. 5 receive Joliet for points where scheduled to stop, receive LaSalle for Tri-Cities and beyond.

No. 9 receive Joliet and Bureau for points where scheduled to stop, Moline discharge from Chicago and Englewood, receive Des Moines and beyond.

No. 11 Joliet receive for Henry, Chillicothe and points where scheduled to stop.

No. 13 discharge Morris from Chicago and Englewood.

MAIN LINE EASTWARD

SUBDIVISION 2 STATIONS TIME TABLE No. 1 April 26, 1964		Capacity of Westward Sidings	Capacity of Eastward Sidings	Capacity of Other Tracks	Signs	FIRST CLASS									
						6	8	12	4	14	10				
						Pmgr. Daily	Pmgr. Daily	Pmgr. Daily	Golden State Daily	Pmgr. Daily	Pmgr. Daily				
..... Chicago 15.7					RWYYd	A.M. 4:30	A.M. 8:30	A.M. 8:50	P.M. 12:30	P.M. 4:50	P.M. 8:30				
..... Blue Island 24.5					RFWYd	3:53	8:05	8:25	A.M. 11:52	4:20	8:00				
Rules 400-406 450-463 MP 43 Pole 39 Pole 52 MP 63 MP 43 Pole 20 Pole 18 JOLIET 2.2			95	Yard	RFWYd	3:25	g 7:40	g 8:00	g 11:27	s 3:55	g 7:35			
 ROCKDALE 8		111	200	322	Yd		3:23	7:35	7:55	11:22	3:51	7:32		
..... MINOOKA 10.6		100	97	53			3:15	7:27	7:46	11:14	3:44	7:23			
..... MORRIS 3.8		97	93	Yard	W		3:05	7:18	g 7:36	11:04	s 3:35	7:14			
..... STOCKDALE .. 6.4				20											
..... SENECA 8		104	73	Yard	Y		2:55	7:09	7:27	10:54	3:25	7:05			
..... MARSEILLES .. 7.2		87	91	243	Yd		2:50	7:05	7:22	10:49	3:21	7:00			
..... OTTAWA 0.3		87		{ 125 123	Yard	WYYd	2:44	g 6:59	s 7:16	s 10:41	s 3:15	s 6:52			
..... CB&Q CROSSING 4															
..... ARZNER 5.0		125		50											
..... UTICA 5.0			112	Yard	Yd		2:34	6:49	7:06	10:29	3:05	6:41			
..... LA SALLE .. 2.0				Yard	Yd		2:29	g 6:44	s 7:01	s 10:24	s 3:00	s 6:35			
..... CB&Q CROSSING 3.9				34											
..... SPRING VALLEY 5.6				98	114	Yard		2:23	6:37	6:54	10:17	2:54	6:28		
..... DE PUE 4.3				165	125	Yard	RWYYd	s 2:13	s 6:27	g 6:45 A.M.	s 10:06	s 2:45 P.M.	s 6:18		
..... BUREAU 8.2		112	91	60			1:43	6:16		9:55		6:05			
..... TISKILWA 6.2		108		31			1:37	6:10		9:49		6:00			
..... WYANET 7.9		114	62	75			1:30	6:03		9:40		5:54			
..... SHEFFIELD .. 5.4		60		62			1:25	5:59		9:35		5:50			
..... MINERAL 3.7				60			1:22	5:56		9:31		5:47			
..... ANNAWAN 5.9		102	80	80			1:17	5:52		9:26		5:43			
..... ATKINSON ... 7.6		125	49	250			1:11	g 5:46		g 9:18		5:37			
..... GENESEO ... 8.7				20											
..... GREEN RIVER . 1.8				20			1:02	5:37		9:06		5:27			
..... COLONA 0.1				20											
..... CB&Q CROSSING 4.0				Yard	RFWYd		12:58	5:33		9:02		5:23			
..... SILVIS 1.4				20	Yd		12:56	5:31		9:00		5:21			
..... EAST MOLINE 3.8				Yard	Yd		12:53	s 5:27		s 8:55		s 5:16			
..... MOLINE 2.2				Yard	RFWYd		12:50	A.M. 5:20		A.M. 8:50		P.M. 5:10			
..... ROCK ISLAND.. 140.9															

See S-5
Rule 15

TWO MAIN TRACKS--SIGNAL INDICATIONS

EXCEPT WHERE RULES 400 TO 406, INCLUSIVE, AND 450 TO 453, INCLUSIVE, ARE IN EFFECT, ON TWO MAIN TRACKS, WHEN EITHER IS USED AS SINGLE TRACK, OR WHEN OPERATING UNDER RULE 356, TRAINS EASTWARD ARE SUPERIOR TO TRAINS OF THE SAME CLASS WESTWARD.

Passenger trains handling conventional type equipment will not exceed 79 mph.

Rules 93 and D-93 are in effect at Rockdale, Bureau and Silvis within Signal indication territory.

No. 8 discharge Geneseo, Bureau, LaSalle, Ottawa and Joliet from Iowa City and beyond and from Kansas City and beyond. Receive Geneseo for Englewood and Chicago.

No. 10 discharge from Peoria Tri-Cities and beyond.

No. 4 discharge Joliet from Bureau and beyond, receive Geneseo for Englewood and Chicago. Handle passengers where scheduled to stop.

No. 12 Joliet discharge from stop points including Chillicothe Henry or Bureau. Bureau discharge from Peoria Chillicothe or Henry receive for Joliet Englewood or Chicago. Morris receive for Englewood or Chicago.

MAIN LINE WESTWARD

SECOND CLASS						FIRST CLASS			M.P. from Chicago	Distance from Silvis	Capacity of Sidings	SUBDIVISION 4 STATIONS		
51	81	207	99	83	59	5	7	9						TIME TABLE No. 1
Freight	Freight	Freight	Freight	Freight	Freight	Psgr.	Psgr.	Psgr.						April 26, 1964
Daily	Daily	Daily Except Monday	Daily	Daily	Daily	Daily	Daily	Daily						
P.M. 6.45	P.M. 4.15		A.M. 7.35	A.M. 6.55	A.M. 5.45		P.M. 8.30	P.M. 4.45	A.M. 1.56	183.7	10.0	P		
							8.38	4.53	2.04	190.1	16.4	P		
							8.42	4.58	2.08	194.9	21.2	W 48 E 46 HM		
							8.46	5.01	2.11	199.2	25.5	P		
							8.48	5.04	2.13	202.0	28.3	E 61 W 61 OR		
							8.53	5.09	2.18	207.6	33.9	JN		
							8.56	5.13	2.22	211.1	37.4	P		
							9.01	5.17	2.27	215.9	42.2	W 49		
8.01 P.M.	5.05 84		8.50 A.M.	7.55	6.35		9.13	5.22	2.42	221.3	47.6	142 W		
	5.25			8.22	6.55		9.48 60	5.42	3.12	236.8	63.1	242 I.C.		
	5.30			8.28	6.59		9.53	5.46	3.17	241.0	67.3	79		
	5.34			8.33	7.04		9.56	5.49	3.21	244.7	71.0	50		
	5.41			8.43	7.12		10.02	5.55	3.27	251.5	77.8	89 V		
	5.47			9.12	7.19		10.08	6.00	3.34	256.6	82.9	58 HO		
	5.52			9.19	7.25		10.13 6	6.05	3.39	262.1	88.4	69		
	5.58			9.26	7.31		10.17 6	6.09	3.43	267.3	93.6	S 105 N 66 MA		
	6.05			9.35	7.38		10.23	6.14	3.49	273.9	100.2	89		
	6.11			9.42	7.44		10.28	6.19	3.54	279.9	106.2	90 WB		
	6.26 7			9.53	7.54		10.36 81	6.26 81	4.00 82	287.7	114.0	105 BN		
	6.33			10.01	8.01		10.41	6.31	4.05	293.7	120.0	49		
	6.38			10.06	8.06		10.44	6.34	4.08	297.3	123.6	79		
	6.46			10.14	8.13		11.09	6.43	4.23	302.7	129.0	156 GR		
	6.59			10.29	8.27		11.20	6.54	4.34	313.8	140.1	78 KG		
	7.11			10.42	8.37		11.37	7.06	4.51	322.5	148.8	E 125 W 64 G		
	7.30 60			11.00	8.51		11.48	7.18	5.02	334.7	161.0	125 FX		
	7.40			11.10	8.58		11.53 80	7.23 80	5.07	340.6	166.9	78		
	7.50	A.M. 11.40		11.20	9.05		11.59 P.M.	7.30	5.13	346.9	173.2	AN		
	8.15 P.M.	A.M. 12.15 P.M.		12.30 P.M.	9.15 A.M.		12.10 A.M.	7.38	5.21	355.6	181.9	WX		
										356.2	182.5	P		
							12.20 A.M.	7.45 P.M.	5.25 A.M.	357.8	184.1	MS		

Signal Indication
MP 183-28 to MP 221-1
Rules 450 to 453, incl.

AUTOMATIC BLOCK SIGNALS
MP 221-1 to MP 346-33
Rules 350 to 356, incl.

Signal Indication
MP 346-33 to MP 357-31
Rules 450 to 453, incl.

MO. DIV. JCT	P
TURNOUT	P
WALCOTT	TO
STOCKTON	P
DURANT	TO
WILTON	TO
MOSCOW	P
ATALISSA	P
WEST LIBERTY (CRI&P Crossing)	*TO
IOWA CITY	*TO
VERNON	P
TIFFIN	P
OXFORD	TO
HOMESTEAD	TO
SOUTH AMANA	P
MARENGO	*TO
LADORA	P
VICTOR	TO
BROOKLYN	TO
BROOKLYN	P
ASCALON	P
C&NW Crossing GRINNELL	*TO
KELLOGG	TO
NEWTON	*TO
COLFAX	TO
MITCHELLVILLE	P
ALTOONA	TO
SHORT LINE JCT. (CRI&P Crossing)	*TO
DMU-CGW-FIDM&S Crs'g.	UX
DES MOINES	*TO

S-5 Rule 15g
TWO MAIN TRACKS

Trains eastward are superior to trains of the same class westward on 2 main tracks, when either is used as single track or when operating under Rule 356, trains eastward are superior to trains of the same class westward. Form Y orders authorized.

No. 5. Marengo, discharge from Davenport and east, receive for Des Moines and beyond.

MAIN LINE EASTWARD

SUBDIVISION 4

STATIONS
TIME TABLE No. 1

April 26, 1964

Signal Indication
MP221-1 to MP 183-28
Rules 450 to 453 Incl.

AUTOMATIC BLOCK SIGNALS
MP221-1 to MP346-33
Rules 350 to 356 Incl.

Signal Indication
MP357-31 to MP346-33
Rules 450 to 453, Incl.

STATIONS	Distance from Des Moines	Capacity of Other Tracks	Station Numbers	Signs	FIRST CLASS			SECOND CLASS					
					8	10	6	60	82	52	208	84	94
					Psg.	Psg.	Psg.	Freight	Freight	Freight	Freight	Freight	Freight
Mo. DIV. JCT	174.1	Yd.	A.M. 4.34	P.M. 4.38	A.M. 12.06	P.M. 10.50	A.M. 6.25	A.M. 4.45	Daily Except Sunday	P.M. 5.50	P.M. 8.00
TURNOUT	167.7	...	2006	4.28	4.31	P.M. 11.52						
WALCOTT	162.9	48	2011	4.24	4.27	11.54						
STOCKTON	158.6	23	2016	4.20	4.23	11.51						
DURANT	155.8	80	2018	4.18	4.21	11.49						
WILTON	150.2	61	2024	4.14	4.17	11.44						
MOSCOW	146.7	12	2027	4.11	4.14	11.40						
AT ALISSA	141.9	40	2032	4.07	4.10	11.35						
WEST LIBERTY (CRIP Crossing)	136.5	384	2038	RWYYd	4.02	s4.05	s11.28	10.05	5.35	3.45 A.M.		81 5.01	7.00 P.M.
IOWA CITY	121.0	220	2053	RFWYYd	s3.47	s3.48	s10.53	5 9.48	5.17			4.43	
VERNON	116.8	3.37	3.40	10.32	9.27	5.07			4.38	
TIFIN	113.1	22	2061	3.33	3.37	10.29	9.16	5.02			4.34	
OXFORD	106.3	35	2068	3.27	3.32	10.23	9.08	4.55			4.27	
HOMESTEAD	101.2	53	2073	3.23	3.28	10.18	9.03	4.47			4.21	
SOUTH AMANA	95.7	12	2078	3.18	3.24	10.13	8.56	4.39			4.14	
MARENGO	90.5	124	2084	W	3.13	q3.20	10.03	8.51	4.33			4.07	
LADORA	83.9	15	2090	3.08	3.16	9.58	8.43	4.25			3.59	
VICTOR	77.9	20	2096	3.03	3.11	9.52	8.37	4.15			3.51	
BROOKLYN	70.1	73	2104	2.57	3.05	9.44	8.29	4.00			3.41	
MALCOM	64.1	47	2110	2.52	3.00	9.38	8.23	3.35			3.34	
ASCALON	60.5	...	2114	2.49	2.57	9.35	8.19	3.29			3.30	
C&NW Crossing GRINNELL	55.1	127	2119	Yd	q2.44	s2.52	s9.30	8.13	3.23			3.24	
KELLOGG	44.0	54	2130	2.32	2.37	9.08	7.57	3.07			3.09	
NEWTON	35.3	210	2139	RYd	q2.24	s2.29	s8.59	7.47	2.53			2.57	
COL FAX	29.1	66	2151	2.12	2.15	8.32	7.30	2.30			2.41	
MITCHELLVILLE	17.2	52	2157	2.07	2.10	8.27	7.23	2.23		A.M.	2.35	
ALTOONA	10.9	66	2163	R	2.01	2.05	8.21	7.05	2.15		6.30	2.27	
SHORT LINE JCT (CRIP Crossing)	2.2	Yard	2172	RFWY Yd	1.51	1.55	8.11	6.55 P.M.	2.00 A.M.		6.00 A.M.	2.15 P.M.	
DMU-CGW-FIDDM&S Crs'g	1.6									
DES MOINES	174.1	341	2174	RWYdF	1.45 A.M.	1.50 P.M.	8.05 P.M.						

No. 8 Discharge from Omaha and west. Receive for Joliet, Englewood and beyond.

No. 10 Discharge from Des Moines, receive for Davenport and stop points east, stop Marengo Sunday only.

Newton is a register station for first class trains only. First class trains may register by ticket form No. 1339.

Switches and signals at Mo. Div. Jct. are remotely controlled.

All trains will register by form 1339 at West Liberty. Trains originating and terminating register at Iowa City. Regular trains will register by form 1339 at Altoona.

WESTWARD

MAIN LINE

EASTWARD

SECOND CLASS				FIRST CLASS	M.P. from Burlington	Distance from Cedar Rapids	SUBDIVISION 16 STATIONS				Station Numbers	Capacity of Sidings	Capacity of Other Tracks	Signs	FIRST CLASS	SECOND CLASS		
99	53	103	201	190			104	54	52									
Freight	Freight	Freight	Pass.	Pass.			Freight	Freight	Freight									
Daily	Daily Except Sunday	Monday Weds. Friday	Daily	Daily			Tues. Thurs. Sat.	Daily Except Sunday	Daily									
			A.M. 2.10	97.9	0.0	... CEDAR RAPIDS S-5 Rule 11a				3097			WRYd	P.M. 9.56				
A.M. 11.30	A.M. 6.30	A.M. 6.40	2.12	98.1	0.2	CR	CEDAR RAPIDS YD.	TO	3097	Yard	3042	RFTY Yd	9.53	P.M. 2.20	P.M. 5.30	A.M. 12.50		
11.38	6.38	6.54	2.18	101.7	3.8		LINN JCT.	P	3102				9.47	2.00 P.M.	5.20	12.41		
11.48	6.48	A.M.	2.23	107.3	9.4		PALO	P	3108	75	20		9.41		5.13	12.34		
11.54 A.M.	6.59		2.27	111.4	13.5	SG	SHELLSBURG.	TO	3112	52	22		9.37		5.07	12.28		
12.01 P.M.	7.02		2.32	115.6	17.7		GREASERS.	P	3116	53			9.33		4.59	12.20		
12.10	7.11		s 2.42	121.0	23.1	N	VINTON	TO	3121	65	167	RYd	s 9.26		4.50	12.11		
12.20	A.M.		2.49	128.9	31.0		MOUNT AUBURN.	P	3129		16		9.17		P.M.	12.01		
12.28			2.55	135.3	37.4	PA	LA PORTE CITY.	TO	3135	66	65		9.12			11.52		
12.38			3.02	143.3	45.4		WASHBURN	P	3143	75	32		9.05			11.42		
12.46			3.05	148.2	50.3		BRYANT	P	3149	95	243	TYd	9.00			11.35		
				150.2	52.3		CGW Crossing											
12.54			s 3.40	150.2	52.3	WD	WATERLOO	TO	3151		375	RYd	s 8.57			11.30		
				151.0			WATERLOO R.R. Crossing.											
12.58			3.44	152.1	54.2		BORDEN	P		68		Yd	8.31			11.25		
				156.2	58.3		CGW Crossing	UX										
1.06			q 3.50	156.5	58.6	FA	CEDAR FALLS.	TO	3156	28	87	WYd	s 8.26			11.15		
				157.5	59.6		Ill. Cent. Crossing	P										
1.22			4.06	167.7	69.8		WAVERLY JCT.	P	3168		134	Y	8.11			10.58		
1.32			4.10	172.1	74.2	SH	SHELL ROCK.	TO	3172	68	62		8.07			10.50		
				178.9	81.0		CGW Crossing											
1.44			4.16	179.0	81.1	CU	CLARKSVILLE.	TO	3179	106	33		8.00			10.35		
1.54			4.22	185.1	87.2		PACKARD	P	3185		26		7.54			10.27		
2.01			q 4.27	190.0	92.1	GN	GREENE.	TO	3190	73	72		q 7.49			10.20		
2.09			4.33	195.7	97.8	RA	MARBLE ROCK	TO	3196	83	46		7.44			10.12		
2.22			4.41	203.7	105.8	RF	ROCKFORD.	TO	3204	67	87	w	7.36			9.59		
2.34			s 4.56	210.7	112.8		NORA SPRINGS.	P	3211	66	20		s 7.25			9.50		
				210.7	112.8		CMS+P&P Crossing											
2.44			5.02	216.4	118.5		ROCK FALLS	P	3217		10		7.20			9.43		
				219.5	121.6		CMS+P&P Crossing	UX										
2.55			5.05	219.5	121.6		PLYMOUTH JCT.	P	3220	65			7.16			9.38		
				224.8	126.9		CGW Crossing											
3.30 P.M.			s 5.15 A.M.	225.1	127.2	JU	MANLY	TO	3225	Yard	798	RFTYd	7.10 P.M.			9.30 P.M.		

TRAINS EASTWARD ARE SUPERIOR TO TRAINS OF THE SAME CLASS WESTWARD.
FORM Y ORDERS AUTHORIZED.

No. 201 receive or discharge to or from points where scheduled to stop.

Between MP 224-38 and MP 225-10 movement of trains and engines are governed by signal indication.

At Manly No. 201 and 190 will register by Form 1339.

No. 54 may leave Vinton without clearance when train order office is closed and train order signal indicates proceed.

No. 190 receive or discharge to or from points where scheduled to stop.

Waverly Jct. Wye track to be used for meeting or passing trains. West leg of Wye 61 cars East leg of Wye 74 cars.

Waterloo is a register station for first class trains only. First class trains may register by ticket form No. 1339.

WESTWARD

MAIN LINE

EASTWARD

SECOND CLASS				FIRST CLASS	M. P. from Burlington	Station Numbers	SUBDIVISION 15 STATIONS				Capacity of Sidings	Capacity of Other Tracks	Signs	FIRST CLASS	SECOND CLASS			
51	99	23	201	190			52	22	94									
Freight	Freight	CB&Q Mixed	Psg.	Psg.			Freight	CB&Q Mixed	Freight									
Daily	Daily	Daily Ex. Sat. Sunday	Daily	Daily	Daily	Daily Ex. Sat. Sunday	Daily	Daily										
		A.M.	P.M.	...	3000	BN. BURLINGTON	TO	...	RYd	A.M.		P.M.						
		7.20	11.20	0.0		MARKET STREET.	S-5 Rule 15f			1.10		2.55						
		7.25	11.26	0.0		BU. BURLINGTON (Freight Station)		Yd	424	1.01		2.50						
		7.30	11.27	0.4	3001				RFW TYd	12.59		2.46						
		8.05	11.40	11.6	3012	SPERRY		16	17	12.44		2.20						
		8.25	11.44	15.2	3015	K MEDIA POLIS	TO		41	12.40		2.10						
		A.M.		22.5		C&N Y Crossing						P.M.						
			11.52	22.8	3023	MORNING SUN.		14	41	12.32								
			11.59	29.2	3029	WO. WAPELLO	TO	27	46	12.24								
			12.30	40.5	231	CJ. COLUMBUS JCT.	TO	47	97	12.10								
			1.19	40.5		CRI&P Crossing												
				46.9		CMS&P Crossing												
			12.40	47.5	3048	CONE		28	27	11.31								
			12.47	54.7	3055	NICHOLS		18	78	11.23								
				61.4		CRI&P Crossing												
				61.4	2038	W. WEST LIBERTY	TO	29	119	11.16		A.M.		P.M.				
P.M.	A.M.			1.05		CENTERDALE	P	75	8	10.54		3.30		7.00				
8.01	8.50			1.11	66.8	WEST BRANCH	TO	55	31	10.51		3.22		6.49				
8.10	8.57			1.14	69.6	OASIS	P		22	10.47		3.18		6.45				
8.15	9.01			1.18	73.2	ELMIRA	P	125		10.46		3.13		6.39				
8.21	9.06			1.19	74.6	MORSE	P		5			3.09		6.36				
8.24	9.08				77.4	SOLOM	TO	45	21	10.38		2.57		6.22				
8.39	9.20			1.28	82.2	ELY	P	87	20	10.31		2.45		6.11				
8.49	9.28			1.35	89.0	PUTLEGE	P		78	10.27								
				1.41	92.3	C&N Y Crossing												
				1.50	97.9	CEDAR RAPIDS				10.16								
			A.M.			CEDAR RAPIDS YARD	S-5 Rule 11a	TO	Yd	10.16								
9.30	10.15				98.1	CR. CEDAR RAPIDS YARD			3042	10.16		2.20		5.45				
P.M.	A.M.								RFW Yd	P.M.		A.M.		P.M.				

TRAINS EASTWARD ARE SUPERIOR TO TRAINS OF THE SAME CLASS WESTWARD.

SECOND CLASS, EXTRA TRAINS AND ENGINES MUST CLEAR THE TIME OF Nos. 201 AND 190 OUTSIDE ABS TERRITORY NOT LESS THAN 15 MINUTES. FORM Y ORDERS AUTHORIZED.

When operator not on duty at Burlington Freight Station, clearance will be obtained at Burlington.

At West Liberty regular trains will register by Form 1339.

All trains must obtain clearance at West Liberty.

No. 201 and 190 receive or discharge to or from points where scheduled to stop.

No. 190 stop Solon and West Branch Sunday and Thursday to discharge express.

WESTWARD

MAIN LINE

EASTWARD

SECOND CLASS				FIRST CLASS				SUBDIVISION 19 STATIONS								FIRST CLASS				SECOND CLASS									
53								M. P. from Cedar Rapids	Station Numbers	TIME TABLE No. 1 April 26, 1964								Capacity of Sidings	Capacity of Other Tracks	Distance from Vinton	Signs	54							
Freight																						Freight							
Daily Except Sunday												Daily Except Sunday																	
A.M. 7.11								23.7	3121	N. VINTON TO								65	167			P.M. 3.21							
7.27								30.2	12007	GA. GARRISON TO									58	6.5		3.04							
7.48								38.8	12016	DT. DYSART TO								44	70	15.1		2.44							
8.15								47.6	12024	HF. TRAER TO								37	68	23.7		2.21							
8.30								53.8	12031 DINSDALE									25	30.5		2.06							
8.50								59.8	12036	KI. REINBECK TO								53	47	36.1		1.46							
								60.0	 CGW Crossing										36.3									
9.05								63.8	12040 MORRISON									32	40.1		1.31							
9.25								69.2	12046	GY. GRUNDY CENTER . . . TO								30	58	45.5		1.11							
9.35								71.8	12048	HD. HOLLAND TO									57	48.1		1.04							
10.00								79.0	12056	WS. WELLSBURG TO								37	47	55.3		12.46							
10.08								85.6	12062 CLEVES									29	61.9		12.31							
10.12								86.9	12064 ABBOTT CROSSING									13	63.7		12.26							
								87.4	 C&NW Crossing										63.7									
								96.7	 CRIP Crossing										73.0									
								96.8	 Ill. Cont. Crossing										73.1									
								97.0	12074	AO. IOWA FALLS . . . TO								30	112	73.3	RFWYd								
10.35 A.M.								97.4	12074 IOWA FALLS YARD. * . . Yard								619	73.7	73.7	RFWT YdY	12.01 P.M.							

TRAINS EASTWARD ARE SUPERIOR TO TRAINS OF THE SAME CLASS WESTWARD.
FORM Y ORDERS AUTHORIZED.

WESTWARD

WASHINGTON BRANCH

EASTWARD

SECOND CLASS				FIRST CLASS				SUBDIVISION 27-B STATIONS								SECOND CLASS													
125								M. P. from Chicago	Station Numbers	TIME TABLE No. 1 April 26, 1964								Distance from Ainsworth	Capacity of Other Tracks	Capacity of Sidings	Signs	126							
Freight																						Freight							
Daily Ex. Sun.												Daily Ex. Sun.																	
P.M. 2.00								240.9	241 AINSWORTH P									29			A.M. 9.00							
2.30 P.M.								248.2	10007	WA. WASHINGTON TO								7.2	277		RFWY Yd	8.30 A.M.							

TRAINS EASTWARD ARE SUPERIOR TO TRAINS OF THE SAME CLASS WESTWARD,
S-5 RULE 14 IN EFFECT.

Second Class and Extra trains authorized on Subdivision 27b may leave Washington without Clearance when train order office is closed, and Train Order Signal indicates proceed, and may leave Ainsworth without clearance.

MAIN LINE WESTWARD

MAIN LINE EASTWARD

FIRST CLASS				M. P. from Chicago	Distance from Silvis	SUBDIVISION 27 STATIONS	Station Numbers	Capacity of Sidings	Capacity of Other Tracks	Signs	FIRST CLASS				
5	7	3	9								6	8	4	10	
Psgr.	Psgr.	Golden State	Psgr.								Psgr.	Psgr.	Golden State	Psgr.	
Daily	Daily	Daily	Daily			TIME TABLE No. 1 April 26, 1964					Daily	Daily	Daily	Daily	
P.M. 8.20	P.M. 4.35	P.M. 4.15	A.M. 1.47	173.7	S SILVIS 7.4	TO*	173	Yard	RFW Yd			
				181.1	7.4	VN	ROCK ISLAND, ILL 0.2	*TO	181	RFWTYd	s12.35	s5.05	s8.30
				181.3	7.6	CB&Q Crossing 1.5	UX			
s8.28	s4.43	s4.22	s1.54	182.8	9.1	DAVENPORT, IOWA 0.9	P	183	Yd	s12.10	s4.45	s8.16
8.30 P.M.	4.45 P.M.	4.24	1.56 A.M.	183.7	10.0	MO. DIV. JCT. 1.2	P	184	Yd	12.01 A.M.	4.34 A.M.	8.12
		4.26		184.9	11.2	WN	WEST DAVENPORT 1.6	TO*	185	RYd			8.09
		4.28		186.5	12.8	NAHANT 4.4	187	RYd			8.07
		4.31		190.9	17.2	WD	LINWOOD 1.1	P	191	255	Yd			8.03
				192.0	18.3	BUFFALO 4.8	P	192	25			
		4.36		196.8	23.1	MONTPELIER 5.8	P	197	9			7.58
		4.42		202.6	28.9	FAIRPORT 7.7	P	203	10			7.53
		q4.52		210.3	35.6	MUSCATINE 1.3	P	210	Yard	WYd			q7.44
		4.53		211.6	37.9	DY	CULVER 5.0	TO	212	125	30	RYd			7.41
		4.57		216.6	42.9	FRUITLAND 6.8	P	217	26			7.37
		5.03		223.4	49.7	LETTS 6.3	P	224	125	33			7.31
		5.08		229.7	56.0	FREDONIA 1.1	P	230	125	14	Yd			7.25
		q5.11		230.8	57.1	CJ	COLUMBUS JCT. 0.0	*TO	231	65	WYYd			q7.23
				236.2	62.5	CRIP Crossing 5.4			
		5.17		240.9	67.2	COTTER 4.7	P	236	125	15			7.17
		5.21		244.7	71.0	AINSWORTH 3.8	F	241	28			7.13
		5.24		245.4	71.7	KAY 0.7	P	245	125			7.10
				261.4	84.0	BR	CB&Q Crossing 12.3			
		5.35		263.7	86.3	BRIGHTON 2.3	TO	261	125	162			6.59
				272.5	95.1	EAST PLEASANT PLAIN 6.6	P	264	30			
		5.45		274.8	97.4	OTERO 2.3	P	273	125			6.50
				275.1	97.7	FR	CB&Q Crossing 0.3			
		q5.48		280.2	102.8	FAIRFIELD 5.1	TO	275	20	104	W			q6.48
		5.53		285.1	107.7	LIBERTYVILLE 4.9	P	280	125	15			6.43
		5.57		290.7	113.3	COUNTY 5.6	P	285	125			6.38
		q6.02		291.5	114.1	ON	ELDON 0.8	P	291	46	YYd			q6.33
		6.05 P.M.					ELDON YARD 114.1	*TO	292	20	Yard	RFWT Yd			6.30 A.M.

WHEN OPERATING UNDER RULE 356 TRAINS EASTWARD ARE SUPERIOR TO TRAINS OF THE SAME CLASS WESTWARD.

Rules 93 and D-93 are in effect at Silvis, Rock Island, Davenport, Missouri Division Junction, West Davenport, Nahant, Linwood, Muscatine and Culver, within Signal Indication territory.

Rock Island - First class trains approach passenger station at RESTRICTED SPEED.

No. 3 Discharge revenue passengers from Chicago and Englewood, receive revenue passengers for Kansas City and beyond.

No. 4 Discharge revenue passengers from Kansas City and beyond, receive revenue passengers for Davenport or beyond.

Switches and signals at Missouri Division Jct. are remotely controlled. First class trains may register by Form 1339 at Eldon Yard.

WESTWARD

BUREAU-PEORIA MAIN LINE

EASTWARD

SECOND CLASS		FIRST CLASS		Capacity of Other Tracks	Capacity of Sidings	M. P. from Chicago	SUBDIVISION 2-A STATIONS		Station Numbers	Signs	FIRST CLASS		SECOND CLASS	
47	45	13	11				12	14			46	50		
Freight	Freight	Pagr.	Pagr.				Pagr.	Pagr.			Freight	Freight		
Daily	Daily Ex. Sun.	Daily	Daily	Daily	Daily	Daily Ex. Mon.	Daily							
A.M. 2.35	A.M. 2.30	P.M. 7.41	A.M. 10.10	Yard 80	114.2	114.2	114	RWYYd	A.M. 6.45	P.M. 2.45	A.M. 1.20	P.M. 11.25		
3.00	2.53	7.48	10.18	30	92	122.1	4008	P	6.37	2.36	1.09	11.07		
3.10	3.03	7.53	10.23	30	93	127.7	4014	HN	6.32	2.31	12.59	10.58		
3.22	3.15	7.59	10.29	52	93	134.7	4021	SD	6.26	2.25	12.47	10.44		
3.45	3.40	8.06	10.37	75	76	142.6	4029	HA	6.19	2.18	12.32	10.32		
3.50	3.45	8.08	10.39	102	144.1	144.1	4030	WYd	6.17	2.16	12.29	10.29		
		8.14	10.45	23	151.1	151.1	4037	P	6.11	2.10				
4.15	4.10	8.17	10.48	5	102	155.0	4041	P	6.08	2.07	12.11	10.15		
		8.23	10.54			159.8			6.03	2.03				
4.35 A.M.	4.30 A.M.	8.25	10.56	Yard	160.7	160.7			6.01	2.01	12.01	10.05 P.M.		
		8.30 P.M.	10.59 A.M.		161.0	161.0	4047	RYYdW	6.00 A.M.	2.00 P.M.				

TRAINS EASTWARD ARE SUPERIOR TO TRAINS OF THE SAME CLASS WESTWARD. FORM Y ORDERS AUTHORIZED.

No. 11 Henry discharge from stop points including Joliet. Receive for Peoria.

No. 12 Henry discharge from Peoria. Receive for stop points including Bureau or Joliet. Bureau discharge from Peoria, Chillicothe or Henry. Receive for Joliet, Englewood or Chicago.

Nos. 11 and 12 Chillicothe discharge or receive from or to Chicago, Englewood, Joliet or Bureau.

Nos. 13 and 14 Chillicothe discharge or receive from or to Chicago, Englewood or Joliet.

WESTWARD

TOULON BRANCH

EASTWARD

		Signs	Station Numbers	SUBDIVISION 3 STATIONS		M. P. from Peoria	Capacity of Sidings	Capacity of Other Tracks
				TIME TABLE No. 1				
				April 26, 1964				
			5037	SJ	TOULON	36.3		51
			5042	F	LAFAYETTE	41.9		225
			5048	V	GALVA	47.3	18	30
					CB&Q CROSSING	47.9		
					CB&Q CROSSING	48.1		
			5052		BISHOP HILL	51.7		26
			5057		ULAH	57.0		15
			5061	CA	CAMBRIDGE	60.7	25	58
			5067	RD	OSCO	66.6		25
			5072		ORION	71.4		24
		R			ORION JCT.	72.7		
		R	170		COLONA	82.3		20

TRAINS EASTWARD ARE SUPERIOR TO TRAINS OF THE SAME CLASS WESTWARD. S-5 RULE 14 IN EFFECT.

Trains may leave Toulon without clearance when train order office is closed and train order signal indicates proceed.

WESTWARD

MONTEZUMA BRANCH

EASTWARD

SECOND CLASS				Capacity of Sidings	Capacity Other Tracks	Station Numbers	SUBDIVISION 4-A STATIONS			M. P. from Iowa City	Signs	SECOND CLASS					
111							TIME TABLE No. 1					112					
Freight							April 26, 1964					Freight					
Mon. Wed. Fri.							Mon. Wed. Fri.										
P. M.							P. M.										
			2.15	210	2053	IC	IOWA CITY	TO	0.0	RFWYYd				10.25
			2.40	31	8007	SG	HILLS	TO	7.2				10.05
			3.00	44	8014	VR	RIVERSIDE	TO	14.0				9.50
			3.20	23	8021	KA	KALONA	TO	20.5				9.30
			4.10	23	47	8028	WM	WELLMAN	TO	27.7	Y				9.15
			4.35	24	8036		KINROSS	TO	35.9				8.32
			4.50	24	8024		SOUTH ENGLISH	TO	41.4				8.17
				CMS&P Crossing	UX	45.4				
			5.05	13	8046		WEBSTER	TO	45.8				8.07
			5.20	27	8050		KESWICK	TO	49.8				7.57
			5.35	5	8055		THORNBURG	TO	54.9					7.45
			5.45	18	8059		GIBSON	TO	58.6				7.35
			6.00	17	8064		BARNES CITY	TO	63.2				7.25
			6.30 P.M.	64	8071		MONTEZUMA	TO	70.5	RT				7.10 P.M.

TRAINS EASTWARD ARE SUPERIOR TO TRAINS OF THE SAME CLASS WESTWARD EXCEPT NO. 111 IS SUPERIOR TO NO. 112.
S-5 RULE 14 IN EFFECT.

Trains may leave Montezuma without clearance, when train order office is closed.

H. C. McENTIRE,
H. F. FURMAN,
A. R. MYERS,
G. W. OLSON,
J. N. HARDIN,
R. C. FEE,
W. W. WEST,
C. J. YORK,
C. J. STOFFER
R. L. THOMPSON
J. F. CORDER

Dispatchers
Rock Island,

O. E. MORGAN, Superintendent - Terminals, Silvis, Illinois
R. Q. BLANCHARD, Trainmaster - Road Foreman, Cedar Rapids, Iowa
H. B. BURRESS, Trainmaster, Rock Island, Illinois
C. O. RICHARDSON, Assistant Superintendent, Peoria, Illinois
C. E. KLINE, Terminal Trainmaster, Silvis, Illinois
W. A. Catlett, Terminal Trainmaster, Silvis, Illinois
O. W. CLANCY, Trainmaster, Rock Island, Illinois
J. H. Whipple, Master Mechanic, Silvis, Illinois
L. C. LONNEGREN, Road Foreman Equipment, Blue Island, Illinois
O. W. ATEN, Road Foreman Equipment, Rock Island, Illinois

V. R. BEESON, Chief Dispatcher,
D. M. MARTIN, Assistant Chief Dispatcher,
G. R. WILLIAMSON, Assistant Chief Dispatcher
C. R. GIBSON, Assistant Chief Dispatcher,

} Rock Island, Ill.

WESTWARD				POSTVILLE BRANCH						EASTWARD					
SECOND CLASS				Capacity of Sidings	Capacity of Other Tracts	Station Numbers	SUBDIVISION 16-A STATIONS			M. P. from Cedar Rapids	Signs	SECOND CLASS			
			103				TIME TABLE No. 1					104			
			Freight				April 26, 1964								
			Monday									Tuesday			
			Weds.									Thurs.			
			Friday									Saturday			
			A.M.									P.M.			
			6.54			3102	 LINN JCT. P	4.4			2.00			
			7.15		20	11006	 TODDVILLE	10.0			1.30			
							 WATERLOO R.R. Crossing .UX	17.6						
			7.45		43	11014	RB. CENTER POINT ... TO	17.9			1.00			
			8.10		18	11021	KR. WALKER	24.7			12.35			
			8.35		21	11027	 ROWLEY	31.3			12.10			
			9.15		22	250	11035	DK. INDEPENDENCE ... TO	38.9		A.M.	11.45		
							 Ill. Cent. Crossing	39.6						
			9.45		21	11045	 HAZLETON	49.3			11.02			
							 CGW Crossing	52.9						
			10.50		29	55	11049	OW. OEL WEIN	53.4		10.50			
			11.20		27	11056	ND. MAYNARD	60.3			9.35			
			11.40		35	11062	 RANDALIA	66.4			9.05			
			11.48		10	11065	 DONNAN	68.7			8.55			
			A.M.				 CMS&P Crossing	68.7						
			12.25		95	11070	WU. WEST UNION	74.6			8.35			
			P.M.		14	11077	 BRAINARD	81.1			8.10			
			12.50		33	11081	LN. ELGIN	85.2			7.55			
			1.10		36	11084	 CLERMONT	88.5			7.40			
			1.30											
			1.55		11	11090	 JUNCTION	94.9			7.15			
			2.05		26	48004	 POSTVILLE	98.3	RT		7.00			
			P.M.								A.M.			

TRAINS EASTWARD ARE SUPERIOR TO TRAINS OF THE SAME CLASS WESTWARD.
Trains may leave Linn Jct. without clearance.

S-5 RULE No. 14 IN EFFECT
Train 104 may leave Postville without clearance when train order office is closed and train order signal indicates proceed.

WESTWARD				CLINTON BRANCH (Information Only)						EASTWARD			
SECOND CLASS				Station Numbers	SUBDIVISION 27-A STATIONS			M. P. from Silvis	Signs	SECOND CLASS			
			109		TIME TABLE No. 1					110			
			Daily Except Saturday		April 26, 1964								
			P.M.									P.M.	
			11.00	9035	CN. CLINTON	TO	46.5	RFT			10.15	
			1.00	185	WN. WEST DAVENPORT	TO	11.2	RYD			9.00	
			A.M.									P.M.	

S-5 RULE 15e

WESTWARD FREIGHT TRAINS (Information Only)

Westward Freight Trains Information Only	43	41	61	93	265	81	GSX	275	45
	Daily	Daily	Daily	Daily	Daily	Daily	Daily	Daily	Daily Ex. Sat.
	Freight	Freight	Freight	Freight	CMS&P &P Freight	Freight	Freight	CMS&P &P Freight	Freight
.. SO. CHICAGO ...	A.M. 7.30	P.M. 7.00							
..BLUE ISLAND ..				P.M. 11.00		A.M. 11.00	A.M. 11.00		P.M. 8.00
.... JOLIET	9.30	8.45		11.45 P.M.		11.45	11.45 A.M.		8.45
....BUREAU									2.15 2.30 A.M.
.... SILVIS	12.15 P.M.	A.M. 12.01 A.M.	P.M. 5.00	A.M. 2.10 3.30		P.M. 2.15 3.30	P.M. 2.15 2.50		
....NAHANT.....					A.M. 7.00			P.M. 6.45	
....CULVER.....					7.45 A.M.			7.30 P.M.	
.. ELDON YARD ...			10.00 P.M.	6.40 A.M.			5.50 P.M.		

EASTWARD FREIGHT TRAINS (Information Only)

Eastward Freight Trains Information Only	270	76	286	98	264	94	48	46	42	44
	Daily	Daily	Daily	Daily	Daily	Daily	Daily	Daily Ex. Mon.	Daily	Daily
	CMS&P &P Freight	Freight	CMS&P &P Freight	Freight	CMS&P &P Freight	Freight	Freight	Freight	Freight	Freight
.. SO. CHICAGO ...									P.M. 5.00	A.M. 8.00
..BLUE ISLAND ..		P.M. 1.30		A.M. 12.30		A.M. 3.00		A.M. 9.30		
.... JOLIET		P.M. 12.15		P.M. 11.25		2.15 A.M.		8.30	3.30	5.00
....BUREAU							A.M. 2.45 2.30	2.00 A.M.		
.... SILVIS		9.30 6.00		8.45 7.30		10.30 P.M.	1.00 A.M.		1.00 P.M.	1.00 A.M.
....NAHANT.....	P.M. 1.30		A.M. 3.45		P.M. 3.45					
....CULVER.....	12.30 P.M.		2.45 A.M.		2.45 P.M.					
.. ELDON YARD ...		1.30 A.M.		3.45 P.M.						

COMMUNICATION OFFICES

OFFICE HOURS: Week Days - Except Saturday - *Sundays and Holidays - **Saturdays

SUBDIVISION 2	From	To
Morris	*..** 7:30 a.m.	4:30 p.m.
Ottawa	Continuous	
Utica	7:00 a.m.	4:00 p.m.
La Salle	*..** 6:00 a.m.	10:00 p.m.
Bureau	Continuous	
Tiskilwa	7:00 a.m.	4:00 p.m.
Sheffield	8:30 a.m.	5:30 p.m.

Mineral	7:00 a.m.	4:00 p.m.
Atkinson	6:30 a.m.	3:30 p.m.
Rock Island	Continuous	

SUBDIVISION 2-A	From	To
Bureau	Continuous	
Henry	6:00 a.m.	3:00 p.m.
Sparland	6:30 a.m.	3:30 p.m.
Chillicothe	6:00 a.m.	3:00 p.m.

Peoria Yard	Continuous	
-------------------	------------	--

SUBDIVISION 3	From	To
Osco	8:00 p.m.	5:00 a.m.
Cambridge	8:30 a.m.	5:30 p.m.
Galva	7:30 a.m.	4:30 p.m.
La Fayette	7:00 a.m.	4:00 p.m.
Toulon	7:30 a.m.	4:30 p.m.

SUBDIVISION 4	From	To
Walcott	7:00 a.m.	4:00 p.m.
Durant	7:00 a.m.	4:00 p.m.
Wilton	7:00 a.m.	4:00 p.m.
West Liberty	Continuous	
Iowa City	Continuous	
D... Oxford	7:00 a.m.	10:30 a.m.
	{ 3:30 p.m.	4:00 p.m.
D... Homestead	11:40 a.m.	3:20 p.m.
Marengo	** 10:30 a.m.	6:30 p.m.
	{ *..** 10:30 p.m.	6:30 a.m.
Victor	7:00 a.m.	4:00 p.m.
Brooklyn	6:00 a.m.	3:00 p.m.
Grinnell	Continuous	
Kellogg	6:00 a.m.	3:00 p.m.
Newton	{ 2:00 p.m.	10:00 p.m.
	{ 11:00 p.m.	7:00 a.m.
Colfax	6:00 a.m.	3:00 p.m.
Altoona	Continuous	
Short Line Jct.	Continuous	
Des Moines	Continuous	

SUBDIVISION 4-A	From	To
Iowa City	Continuous	
C... Hills	{ 8:00 a.m.	11:00 a.m.
	{ 4:30 p.m.	5:00 p.m.
C... Riverside	12:40 p.m.	4:20 p.m.
Kalona	8:30 a.m.	5:30 p.m.
Wellman	8:30 a.m.	5:30 p.m.
E... Montezuma	{ 8:30 a.m.	12:00 noon
	{ 4:25 p.m.	5:30 p.m.
E... Gibson	1:25 p.m.	4:00 p.m.

SUBDIVISION 15	From	To
Burlington	Continuous	
Burlington (Freight Station)	7:30 a.m.	4:30 p.m.
Mediapolis	8:30 a.m.	5:30 p.m.
Wapello	7:00 a.m.	4:00 p.m.
Columbus Jct.	9:00 a.m.	5:00 p.m.
	{ *..** 11:00 p.m.	7:00 a.m.
West Liberty	Continuous	
West Branch	6:30 a.m.	3:30 p.m.
Solon	6:45 a.m.	3:45 p.m.
Cedar Rapids Yard	Continuous	

SUBDIVISION 16	From	To
Cedar Rapids Yard	Continuous	
Shellsburg	7:00 a.m.	4:00 p.m.
Vinton	** 7:30 a.m.	3:30 p.m.
	{ *..** 9:00 p.m.	5:00 a.m.
La Porte City	7:00 a.m.	4:00 p.m.
Waterloo	{ *..** 10:30 a.m.	6:30 p.m.
	{ *..** 8:00 p.m.	4:00 a.m.
Cedar Falls	*** 8:00 a.m.	4:00 p.m.
Shell Rock	8:30 a.m.	5:30 p.m.
Clarksville	7:00 a.m.	4:00 p.m.
Greene	7:00 a.m.	4:00 p.m.
Marble Rock	7:00 a.m.	4:00 p.m.
Rockford	7:00 a.m.	4:00 p.m.
Manly	Continuous	

SUBDIVISION 16-A	From	To
Center Point (except Mon.)	* 7:00 a.m.	4:00 p.m.
Walker	7:30 a.m.	4:30 p.m.
Independence	7:00 a.m.	4:00 p.m.
Oelwein	7:00 a.m.	4:00 p.m.
Maynard	7:30 a.m.	4:30 p.m.
West Union	7:30 a.m.	4:30 p.m.
Elgin	7:30 a.m.	4:30 p.m.
Postville	8:30 a.m.	5:30 p.m.

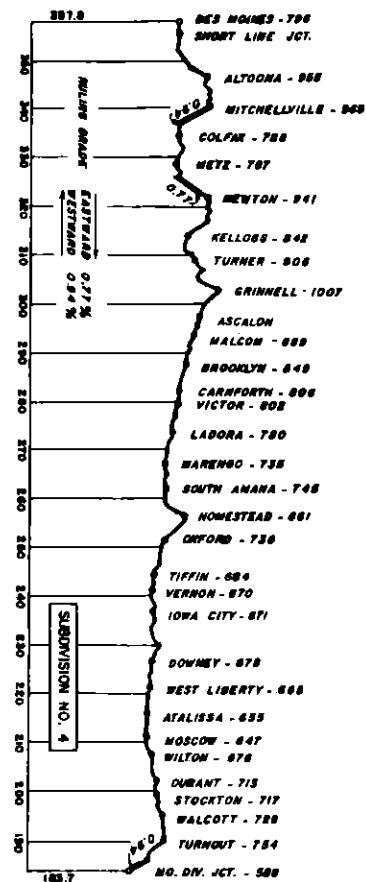
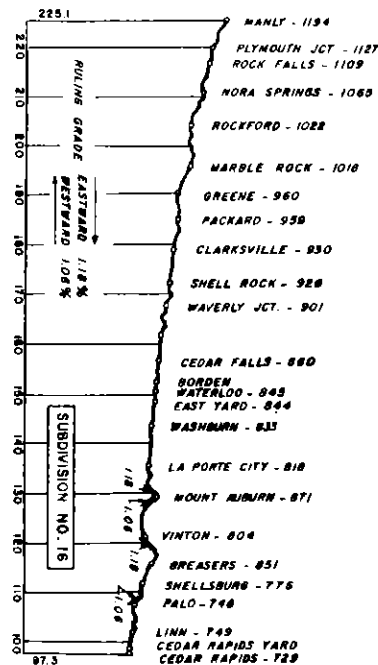
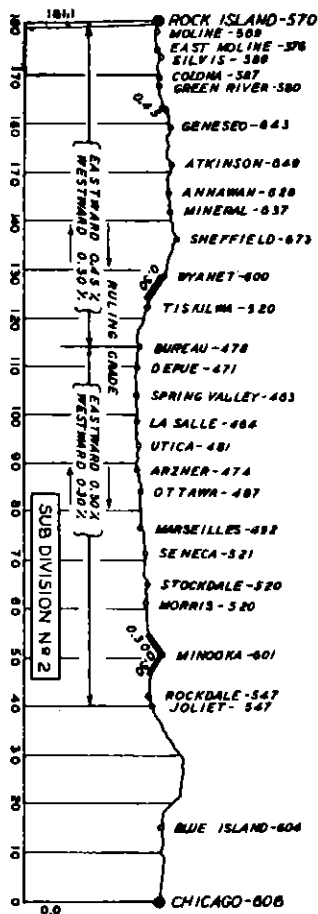
SUBDIVISION 19	From	To
Vinton	** 7:30 a.m.	3:30 p.m.
	{ *..** 9:00 p.m.	5:00 p.m.
Garrison	7:00 a.m.	4:00 p.m.
Dysart	7:00 a.m.	4:00 p.m.
Traer	7:00 a.m.	4:00 p.m.
B... Reinbeck	7:30 a.m.	12:30 p.m.
Grundy Center	7:00 a.m.	4:00 p.m.
B... Holland	2:00 p.m.	4:00 p.m.
Wellsburg	7:00 a.m.	4:00 p.m.
Iowa Falls	Continuous	

SUBDIVISION 27	From	To
Silvis	Continuous	
Rock Island	Continuous	
West Davenport	Continuous	
Linwood	** 6:45 a.m.	3:45 p.m.
Culver	Continuous	
Columbus Jct.	{ *..** 9:00 a.m.	5:00 p.m.
	{ *..** 11:00 p.m.	7:00 a.m.
Brighton	7:00 a.m.	4:00 p.m.
Fairfield Tower	Continuous	
Eldon Yard	Continuous	

SUBDIVISION 27-A	From	To
Clinton	** 6:00 a.m.	3:00 p.m.
West Davenport	Continuous	

SUBDIVISION 27-B	From	To
Washington	** 7:00 a.m.	4:00 p.m.

Corresponding letters indicate dualized stations.



Official Hospitals are located as follows:

Place	Place	Telephone
Moline	Moline Public-702 5th Ave.	762-3651
Cedar Rapids	St. Luke's-1026 A Ave., N.E.	E.M. 4-0101
Burlington	Mercy-610 N. 4th St.	754-8451
Iowa Falls	Ellsworth-100 Rooksylvania Ave.	648-2537
Morris	Morris-150 W. High St.	W.H. 2-2932
Ottawa	Ryburn Memorial-Clinton & Madison Sts.	H.E. 3-3100
La Salle	St. Mary's-O'Connor Ave.	C.A. 3-0607
Geneseo	J. C. Hammond City-536 N. College Ave.	2186
Rock Island	St. Anthony's-767 30th St.	788-7631
Davenport	Mercy-1326 W. Lombard	324-2611
Peoria	St. Francis-Glen Oak Ave.	674-7731
Grinnell	Grinnell Community-102½ Nassau St.	236-3188
Des Moines	Iowa Lutheran-712 Parnell	A.M. 2-9301

