

Santa Fe



Cleburne Northern Division Bulletin 8

Trackage Diagrams

November 1, 1983

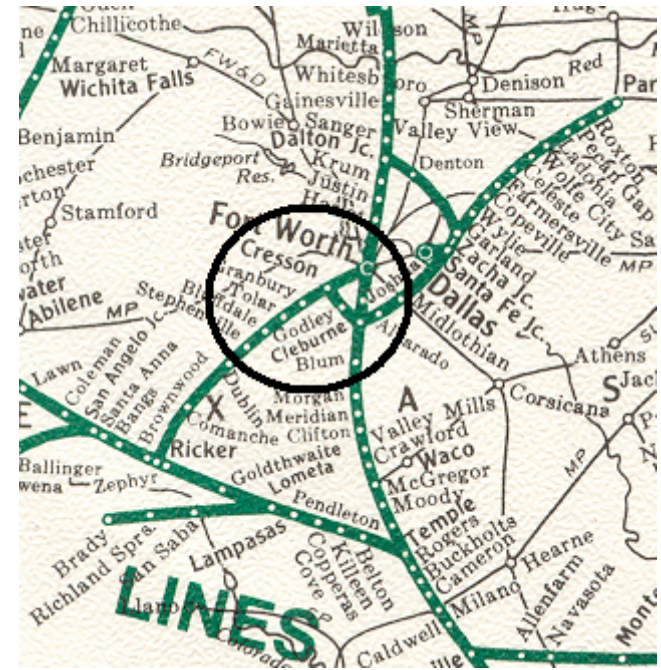
**Prepared by David W. Moore
Information from ATSF Car Location Identity Codes (CLIC)**

CLIC Instructions – This booklet contains instructions and maps for Car Location Identity Code (CLIC).

Maps are not drawn to scale and are to be used only as a guide to locating customer and yard tracks and the numbers assigned to them. The geographical area covered in this booklet is divided into zones. Each zone has designated tracks and/or industries within its boundary.

A CLIC number will consist of six digits. The first two digits designate the zone, the second two digits indicate the track number within the zone, the last two digits represent the actual spot along the track.

All switch targets or stands have been painted with a combination of the zone and track number. Spot numbers have been painted on doors, docks, buildings, gates, etc., wherever possible.



[Zone 21 Page 2](#) – Cleburne yard

[Zone 21 Page 4](#) – Industries south of yard

[Zone 21 Page 6](#) – Texas Lime

[Zone 21 Page 8](#) – Industries north of yard

[Zone 21 Page 10](#) – North end of yard and stock tracks

[Zone 21 Page 12](#) – Industries northwest of Cleburne on Cresson District

[Zone 22 Page 14](#) – Cleburne shop tracks

[Zone 22 Page 16](#) – Cleburne shop tracks

[Zone 22 Page 18](#) – Cleburne engine service tracks

[Zone 23 Page 20](#) – Blum and Round Rock Lime

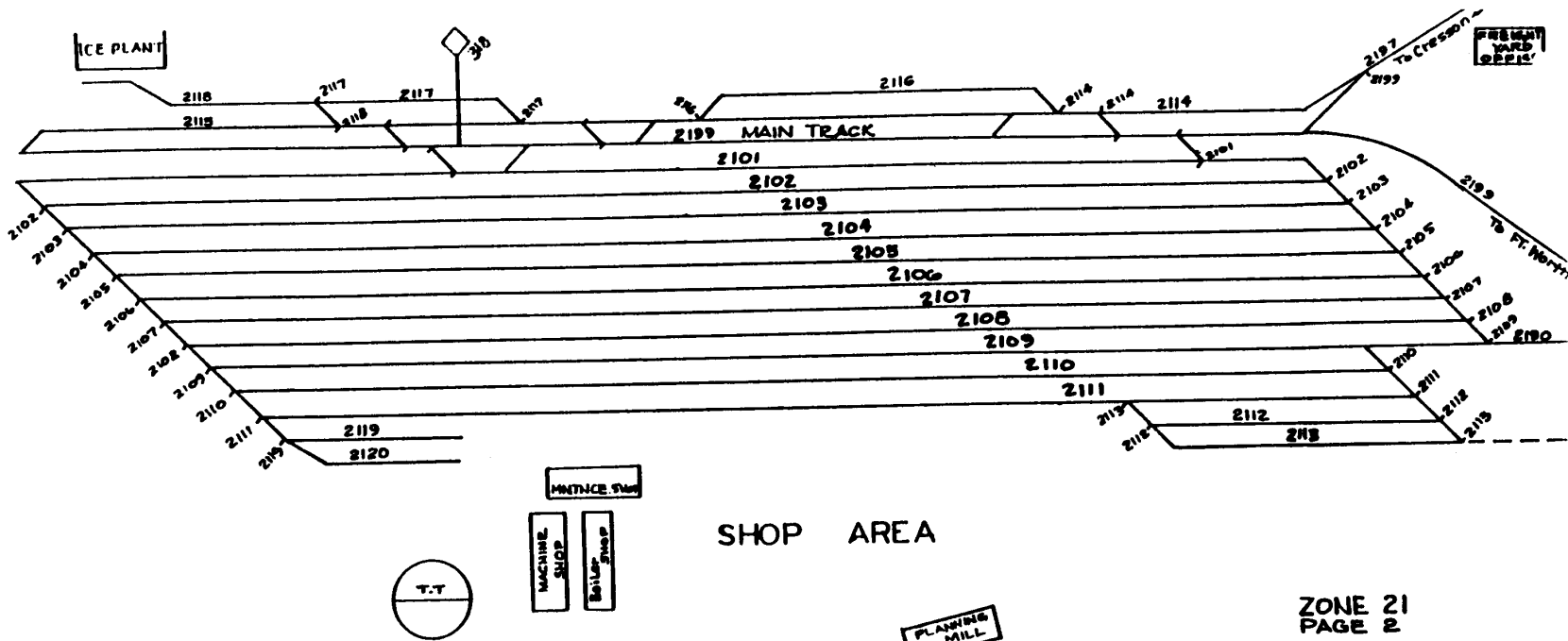
[Zone 24 Page 22](#) – Godley (Cresson District)

[Zone 24 Page 24](#) – Cresson (Cresson District)

ZONE 21 <CLEBURNE 8318>

- | | | | |
|--------|---------------------|--------|-----------------------------|
| 210100 | YARD TRACK 01 | 211600 | SCALE TRACK |
| 210200 | YARD TRACK 02 | 211700 | COMPRESS TRACK |
| 210300 | YARD TRACK 03 | 211800 | ICE TRACK |
| 210400 | YARD TRACK 04 | 211900 | WAYCAR TRACK |
| 210500 | YARD TRACK 05 | 212000 | SLING TRACK |
| 210600 | YARD TRACK 06 | 219700 | CRESSON DISTRICT MAIN TRACK |
| 210700 | YARD TRACK 07 | 219900 | FT WORTH-TEMPLE MAIN TRACK |
| 210800 | YARD TRACK 08 | | |
| 210900 | YARD TRACK 09 | | |
| 211000 | YARD TRACK 10 | | |
| 211100 | YARD TRACK 11 | | |
| 211200 | YARD TRACK 12 | | |
| 211300 | YARD TRACK 13 | | |
| 211400 | GALVIN POCKET TRACK | | |
| 211500 | BOLL WEEVIL TRACK | | |

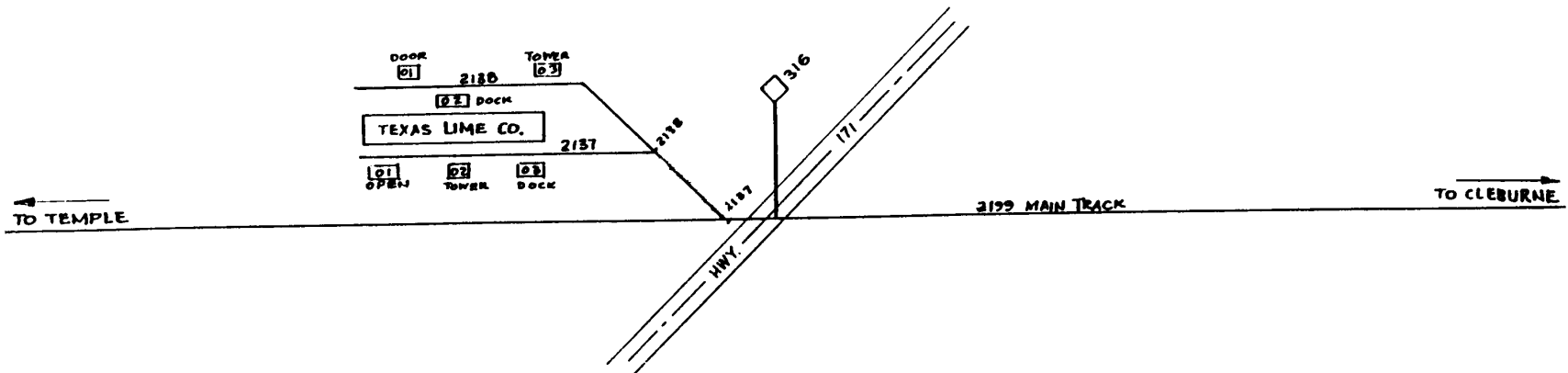
PAGE ONE



ZONE 21 <CLEBURNE 8318> MP 316
(TEXAS LIME CO)

213700	TEXAS LIME EAST TRACK	
01	TEXAS LIME CO	OPEN
02	TEXAS LIME CO	TOWER
03	TEXAS LIME CO	DOCK
213800	TEXAS LIME WEST TRACK	
01	TEXAS LIME CO	DOOR
02	TEXAS LIME CO	DOCK
03	TEXAS LIME CO	TOWER
219900	FT WORTH - TEMPLE MAIN TRACK	

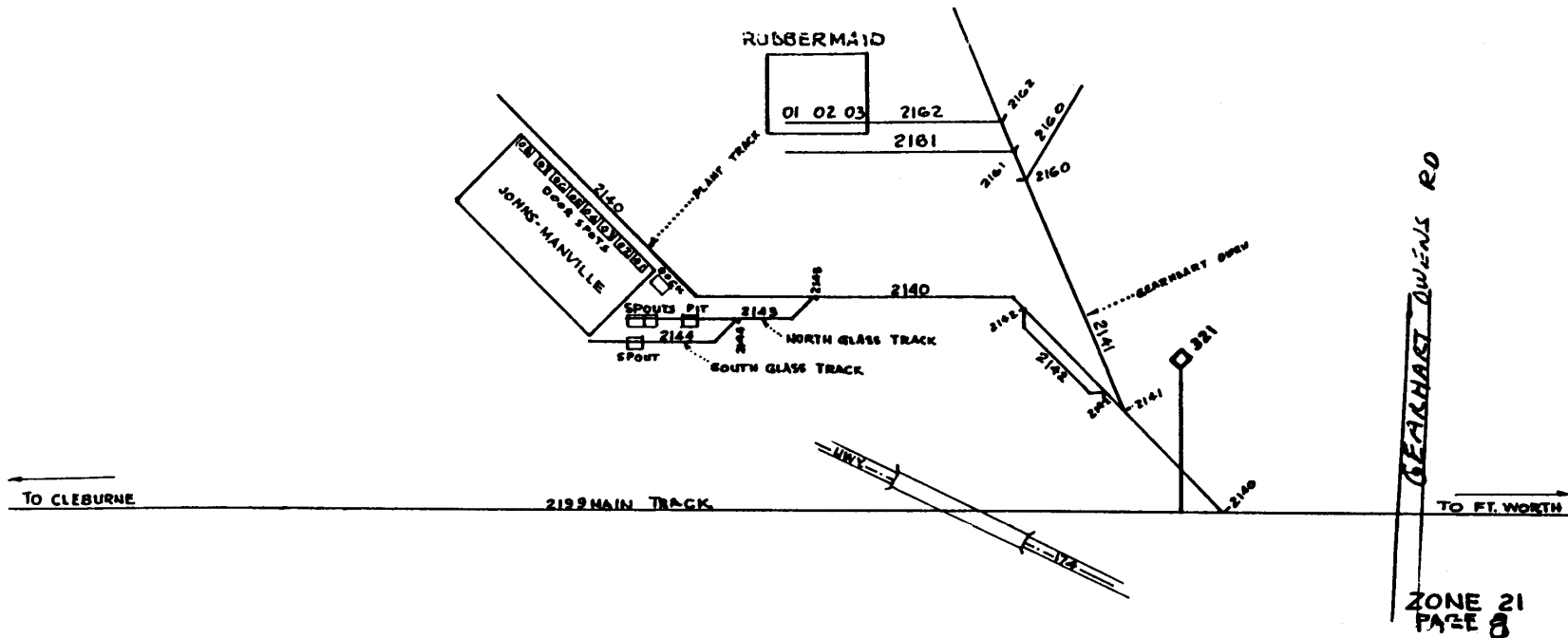
PAGE 5



ZONE 21 <CLEBURNE 8318>

214000	JOHNS MANVILLE PLANT TRACK		216000	GEARHEART OWENS TRACK	
01	JOHNS MANVILLE	DOOR	01	GEARHEART OWEN	OPEN
THRU	(8 SPOTS)	DOOR	216100	RUBBERMAID SOUTH TRACK	
08	JOHNS MANVILLE	DOOR	01	RUBBERMAID CO	OPEN
09	JOHNS MANVILLE	DOCK	216200	RUBBERMAID NORTH TRACK	
214100	GEARHEART LEAD TRACK		01	RUBBERMAID CO	OPEN
214200	RUN-A-ROUND TRACK		02	RUBBERMAID CO	OPEN
214300	NORTH GLASS TRACK		03	RUBBERMAID CO	OPEN
01	NORTH GLASS TRACK	SPOUT	219900	FT WORTH-TEMPLE MAIN TRACK	
02	NORTH GLASS TRACK	SPOUT			
03	NORTH GLASS TRACK	SPOUT			
214400	SOUTH GLASS TRACK				
01	SOUTH GLASS TRACK	SPOUT			

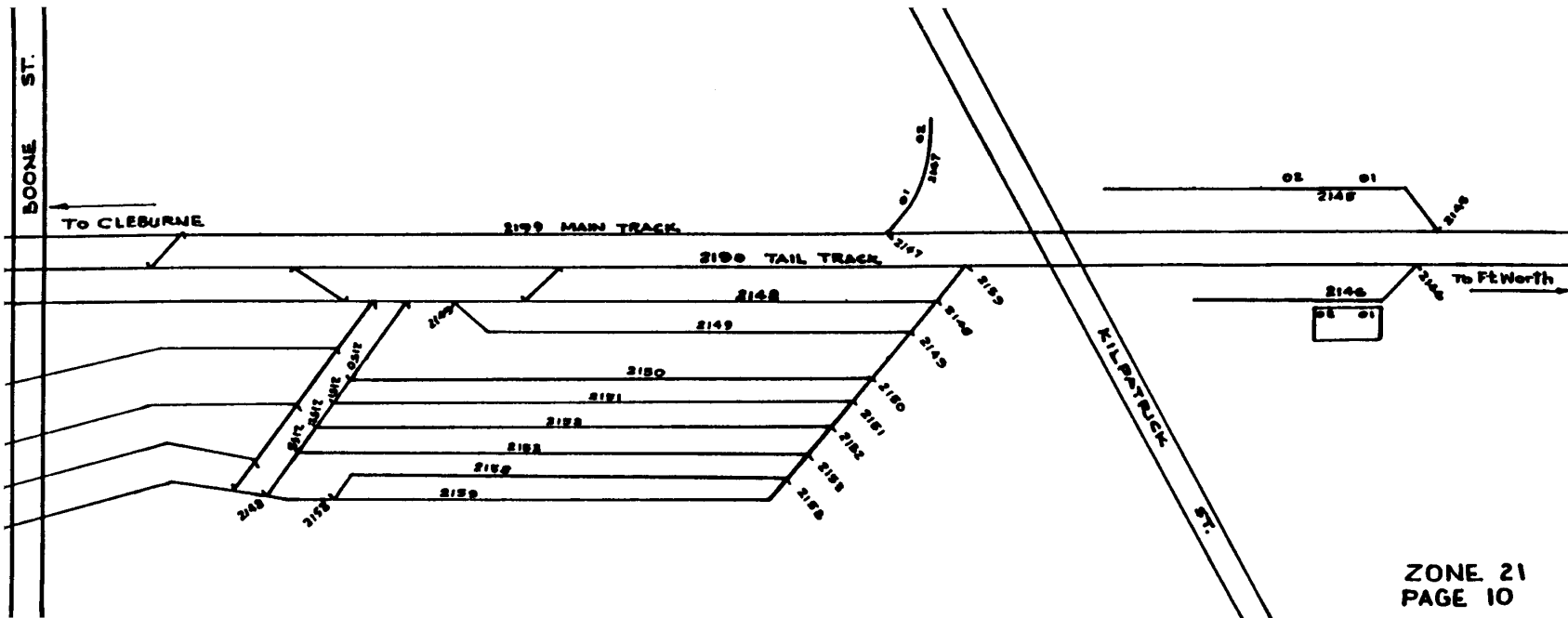
PAGE 7



ZONE 21 (CLEBURNE 8318)

214500	HOBBS TRAILER TRACK	
01	HOBBS TRAILER	OH CRANE
02	HOBBS TRAILER	DOCK
214600	HARRIS PINE TRACK	
01	HARRIS PINE	DOOR
214700	IND. TEXTILE TRACK	
01	INDUSTRIAL WIPING	DOOR
214800	ROUNDHOUSE LEAD TRACK	
214900	STOCK TRACK NO. 1	
215000	STOCK TRACK NO. 2	
215100	STOCK TRACK NO. 3	
215200	STOCK TRACK NO. 4	
215300	STOCK TRACK NO. 5	
215800	STOCK TRACK NO. 6	
215900	STOCK TRACK NO. 7	
219000	TAIL TRACK	
219900	FORT WORTH - TEMPLE MAIN TRACK	

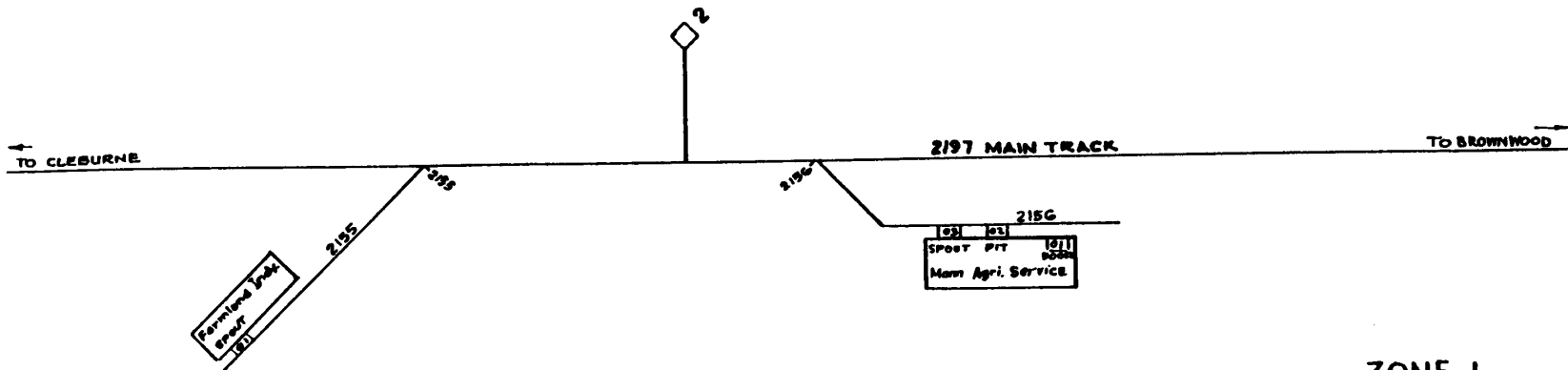
PAGE 9



ZONE 21 <CLEBURNE 8318>

- 215500 FARMLAND SPUR
- 01 FARMLAND INDUSTRIES SPOUT
- 215600 MANN AGRI. SERVICES SPUR
- 01 MANN AGRI. SERVICES DOOR
- 02 MANN AGRI. SERVICES PIT
- 03 MANN AGRI. SERVICES SPOUT
- 219700 CRESSON DISTRICT MAIN TRACK

PAGE 11



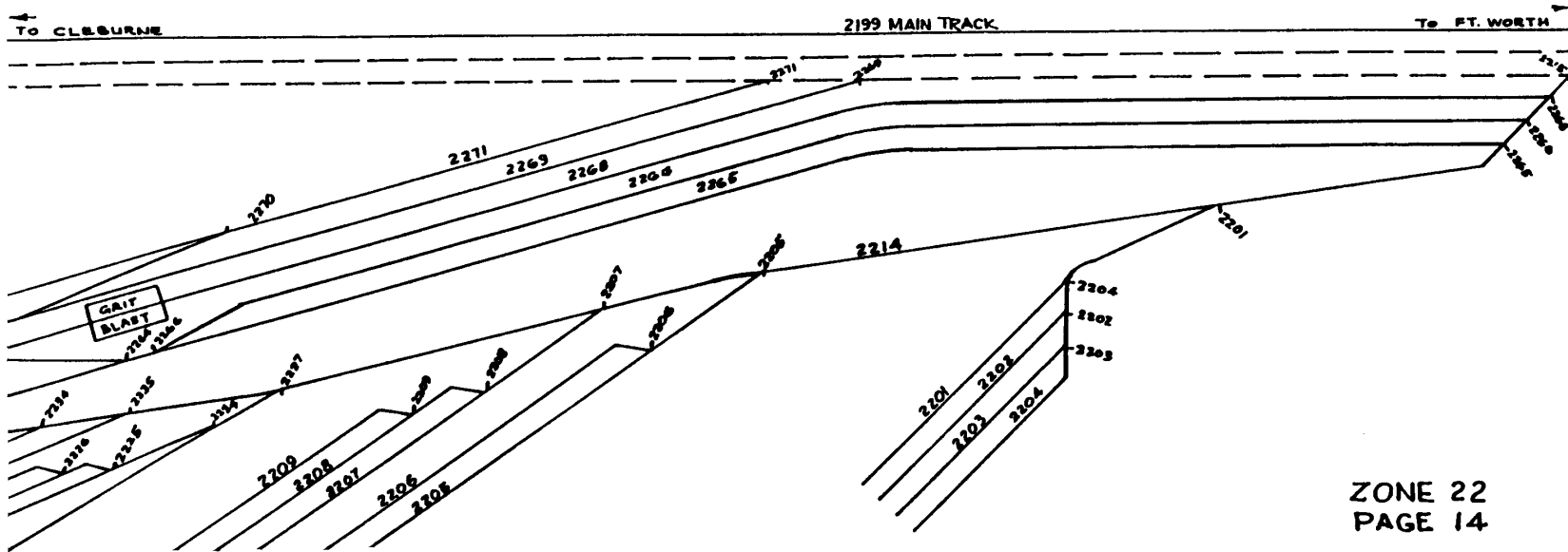
ZONE 1
PAGE 12

ZONE 22 <CLEBURNE 8318>

*** SHOP AREA ***

220100	CLEBURNE SHOP TRACK	223400	CLEBURNE SHOP TRACK
220200	CLEBURNE SHOP TRACK	223500	CLEBURNE SHOP TRACK
220300	CLEBURNE SHOP TRACK	226400	CLEBURNE SHOP TRACK
220400	CLEBURNE SHOP TRACK	226500	CLEBURNE SHOP TRACK
220500	CLEBURNE SHOP TRACK	226600	CLEBURNE SHOP TRACK
220600	CLEBURNE SHOP TRACK	226700	CLEBURNE SHOP TRACK
220700	CLEBURNE SHOP TRACK	226800	CLEBURNE SHOP TRACK
220800	CLEBURNE SHOP TRACK	226900	CLEBURNE SHOP TRACK
220900	CLEBURNE SHOP TRACK	227000	CLEBURNE SHOP TRACK
222400	CLEBURNE SHOP TRACK	227100	CLEBURNE SHOP TRACK
222500	CLEBURNE SHOP TRACK	219900	FORT WORTH - TEMPLE MAIN TRACK
222600	CLEBURNE SHOP TRACK		

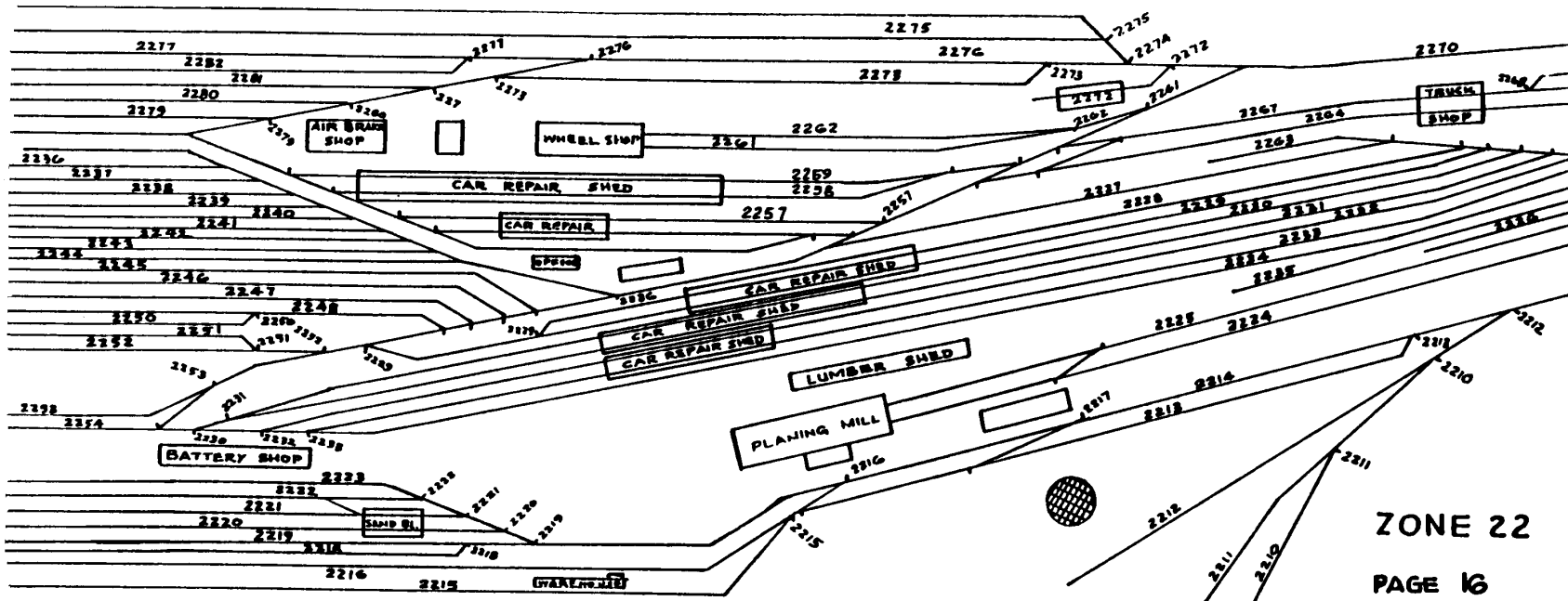
PAGE 13



ZONE 22
PAGE 14

ZONE 22 <CLEBURNE 8318> **** SHOP AREA A ****

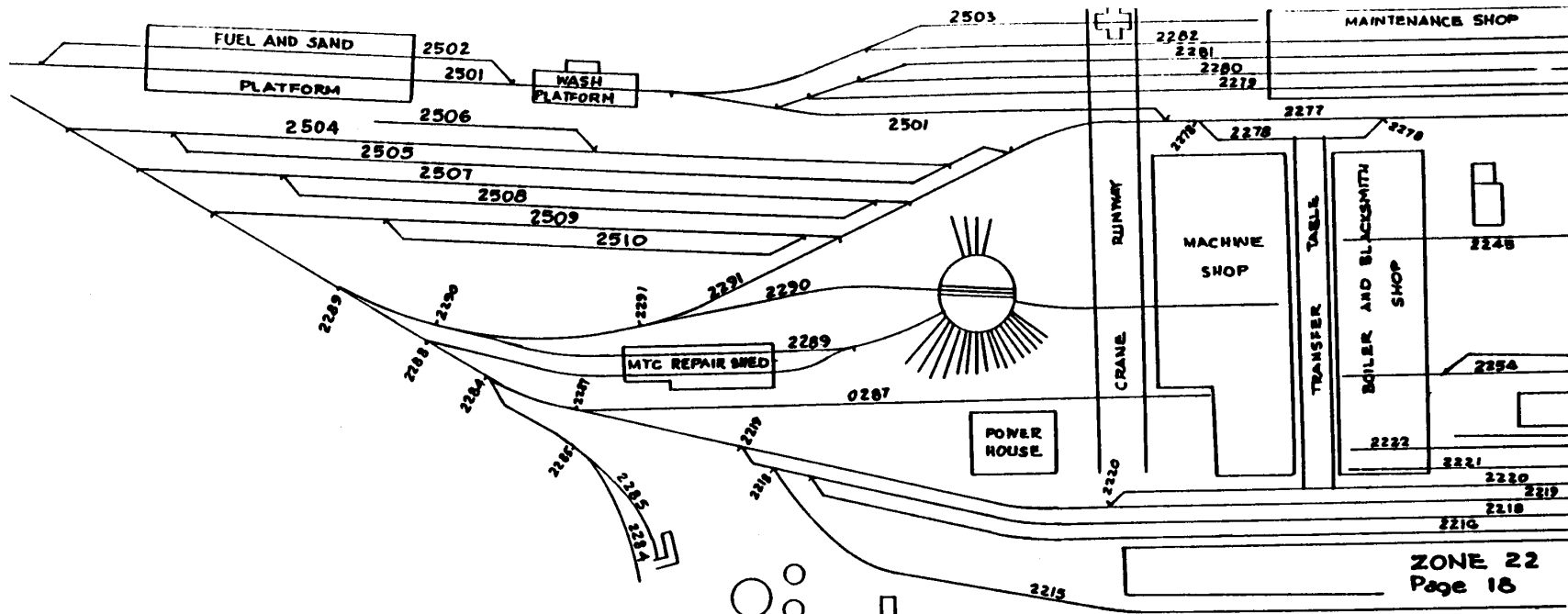
221000 SHOP TRACK	223300 SHOP TRACK	225500 SHOP TRACK
221100 SHOP TRACK	223600 SHOP TRACK	225600 SHOP TRACK
221200 SHOP TRACK	223700 SHOP TRACK	225700 SHOP TRACK
221300 SHOP TRACK	223800 SHOP TRACK	225800 SHOP TRACK
221400 SHOP TRACK	223900 SHOP TRACK	225900 SHOP TRACK
221500 SHOP TRACK	224000 SHOP TRACK	226000 SHOP TRACK
221600 SHOP TRACK	224100 SHOP TRACK	226100 SHOP TRACK
221700 SHOP TRACK	224200 SHOP TRACK	226200 SHOP TRACK
221800 SHOP TRACK	224300 SHOP TRACK	226300 SHOP TRACK
221900 SHOP TRACK	224400 SHOP TRACK	227200 SHOP TRACK
222000 SHOP TRACK	224500 SHOP TRACK	227300 SHOP TRACK
222100 SHOP TRACK	224600 SHOP TRACK	227400 SHOP TRACK
222200 SHOP TRACK	224700 SHOP TRACK	227500 SHOP TRACK
222300 SHOP TRACK	224800 SHOP TRACK	227600 SHOP TRACK
222700 SHOP TRACK	224900 SHOP TRACK	227700 SHOP TRACK
222800 SHOP TRACK	225000 SHOP TRACK	227800 SHOP TRACK
222900 SHOP TRACK	225100 SHOP TRACK	227900 SHOP TRACK
223000 SHOP TRACK	225200 SHOP TRACK	228000 SHOP TRACK
223100 SHOP TRACK	225300 SHOP TRACK	228100 SHOP TRACK
223200 SHOP TRACK	225400 SHOP TRACK	228200 SHOP TRACK



ZONE 22 & 25 <CLEBURNE 8318> ** ENGINE SERVICE AREA **

- | | |
|-----------------------------|-----------------------------|
| 221500 ENGINE SERVICE TRACK | 250100 ENGINE SERVICE TRACK |
| 221600 ENGINE SERVICE TRACK | 250200 ENGINE SERVICE TRACK |
| 221800 ENGINE SERVICE TRACK | 250300 ENGINE SERVICE TRACK |
| 222000 ENGINE SERVICE TRACK | 250400 ENGINE SERVICE TRACK |
| 227700 ENGINE SERVICE TRACK | 250500 ENGINE SERVICE TRACK |
| 227900 ENGINE SERVICE TRACK | 250600 ENGINE SERVICE TRACK |
| 228000 ENGINE SERVICE TRACK | 250700 ENGINE SERVICE TRACK |
| 228100 ENGINE SERVICE TRACK | 250800 ENGINE SERVICE TRACK |
| 228200 ENGINE SERVICE TRACK | 250900 ENGINE SERVICE TRACK |
| 228400 ENGINE SERVICE TRACK | 251000 ENGINE SERVICE TRACK |
| 228500 ENGINE SERVICE TRACK | |
| 228600 ENGINE SERVICE TRACK | |
| 228700 ENGINE SERVICE TRACK | |
| 228800 ENGINE SERVICE TRACK | |
| 228900 ENGINE SERVICE TRACK | |
| 229000 ENGINE SERVICE TRACK | |
| 229100 ENGINE SERVICE TRACK | |

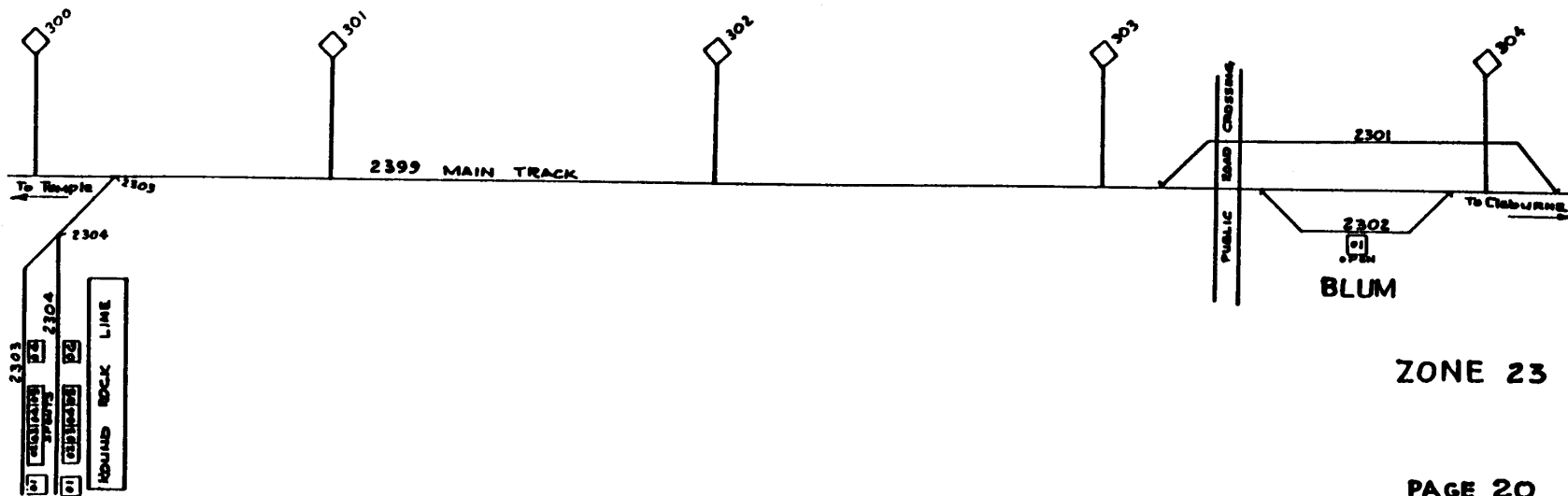
PAGE 17



ZONE 23 <BLUM 8303> FIRST DISTRICT, SOUTHERN DIVISION

230100	BLUM SIDING (11150 FT)	
230200	BLUM HOUSE TRACK	
01	TEAM TRACK PATRONS	OPEN
230300	ROUND ROCK LIME TRACK	
01	ROUND ROCK LIME CO	SPOUT
THRU	ROUND ROCK LIME CO (6 SPOTS)	
06	ROUND ROCK LIME CO	SPOUT
230400	ROUND ROCK LIME TRACK	
01	ROUND ROCK LIME CO	SPOUT
THRU	ROUND ROCK LIME CO (6 SPOTS)	
06	ROUND ROCK LIME CO	SPOUT
239900	FORT WORTH - TEMPLE MAIN TRACK	

PAGE 19



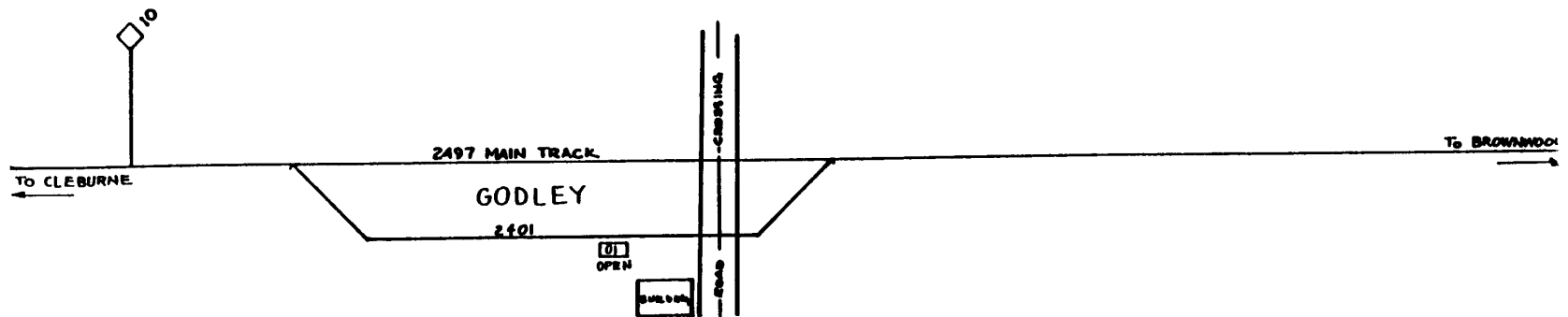
ZONE 23

PAGE 20

ZONE 24 <GODLEY 9611> CRESSON DISTRICT

240100 GODLEY HOUSE TRACK
01 GODLEY TEAM TRACK PATRONS OPEN
249700 CRESSON DISTRICT MAIN TRACK

PAGE 21



ZONE 24 (CRESSON 9619) CRESSON DISTRICT

240200	CRESSON WYE TRACK	
240300	CRESSON HOUSE ONE TRACK	
240400	CRESSON HOUSE TWO TRACK	
01	CRESSON DOCK PATRONS	DOCK
240500	CRESSON STOCK TRACK	
01	OPEN AREA	OPEN
240600	CRESSON NUMBER ONE TRACK	
240700	CRESSON NUMBER TWO TRACK	
240800	CRESSON NUMBER THREE TRACK	
249700	CRESSON DISTRICT MAIN TRACK	

PAGE 23

