

# SPOKANE, PORTLAND & SEATTLE RAILWAY CO.

## Portland Division

UNITED RAILWAYS COMPANY  
GALES CREEK AND WILSON RIVER RAILROAD COMPANY  
OREGON ELECTRIC RAILWAY COMPANY

# TIME TABLE No. 126

To be used in conjunction with  
Current Special Instruction Book

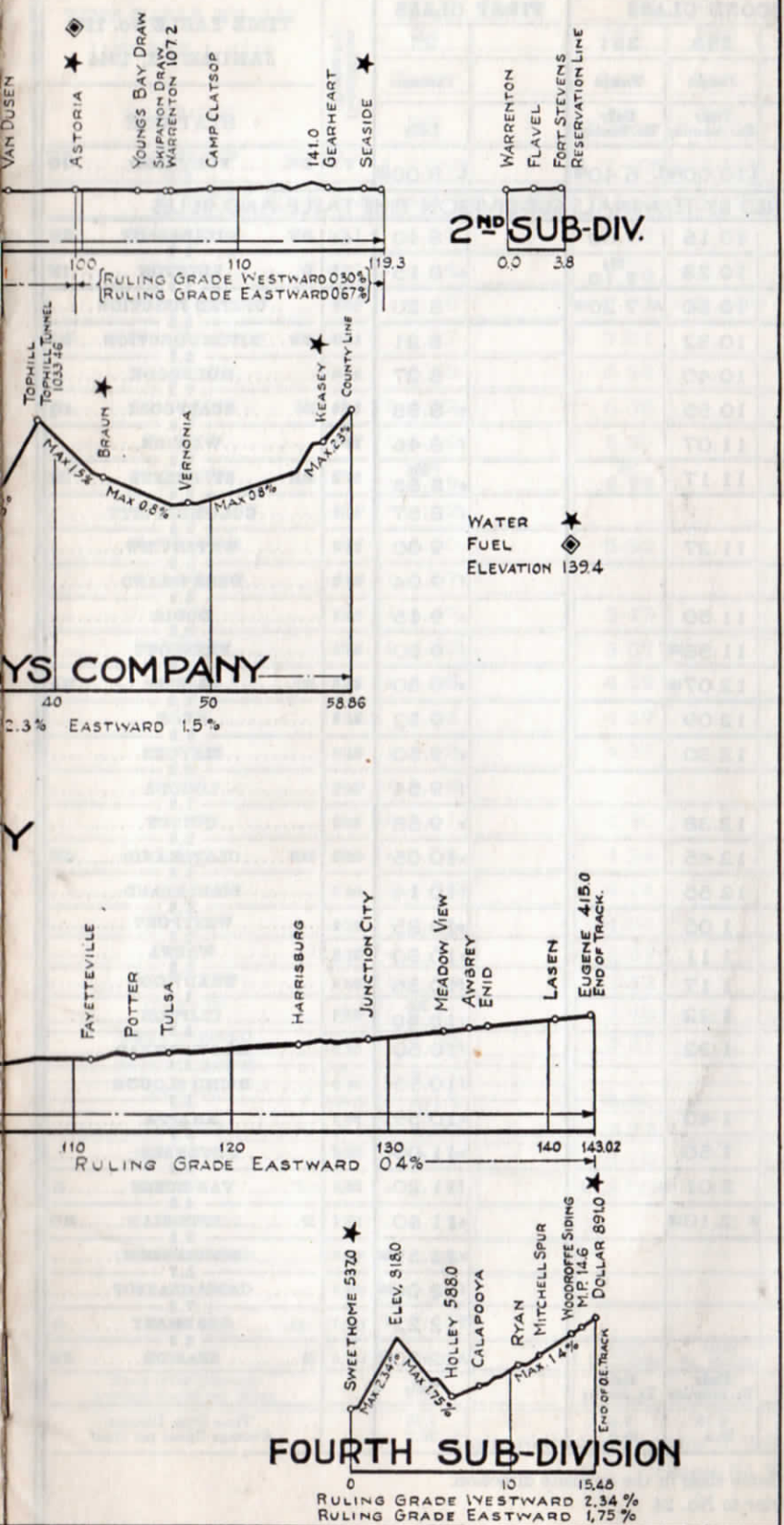
To Take Effect at 12:01 A. M.  
Pacific Time

## SATURDAY, JANUARY 1, 1944

Superseding Time Table No. 125.

For the government of employes only. The Company reserves the right to vary therefrom at pleasure. Be positive that you have the Current Time Table and destroy all previous numbers. Read carefully the Special Instructions and always carry a copy for reference and a copy of TRANSPORTATION RULES.

E. H. SHOWALTER, Superintendent  
T. F. DIXON, Vice-Pres. & Genl. Mgr.





# 2 WESTWARD

# S. P. & S. Ry.—FIRST SUB-DIVISION

Station Numbers	Car Capacity		THIRD CLASS				SECOND CLASS			FIRST CLASS		Distance from Portland	TIME TABLE No. 126 JANUARY 1, 1944	
	Sidings	Other Tracks	401	295	61	405	293	331	21	Passenger	0.0		DN..... PORTLAND..... GO 4.5	
			Local Freight	Local Freight	Local Freight	Freight	Freight	Freight						
			Daily Ex. Sunday	Daily Ex. Saturday	Mon., Wed., Friday	Daily	Daily Ex. Saturday	Daily Ex. Sunday						
0	Yard'		L 8.15PM	L 5.30AM	L 10.30AM	L 7.05AM	L 10.00PM	L 6.40PM	L 8.00AM					

BETWEEN PORTLAND AND WILLBRIDGE TRAINS WILL BE GOVERNED BY TERMINALS SUB-DIVISION TIME TABLE AND RULES

Station	Car Capacity	THIRD CLASS	SECOND CLASS	FIRST CLASS	Distance from Portland	STATIONS
4	43 Yard	8.30	10.15	8.10	4.5	DN.... WILLBRIDGE..... BR
A7	28 263	8.40	10.23	8.15	7.3	D..... LINNTON..... IN
A10		A 8.50PM	10.30	8.20	10.0	..... UNITED JUNCTION.....
A11			10.32	8.21	10.5	DN... RIVER JUNCTION... RJ
A13	29 5		10.40	8.27	12.6	..... HOLBROOK.....
A20	34 33		10.55	8.38	19.9	D..... SCAPOOSE..... SQ
A24	19W		11.07	8.46	24.3	..... WARREN.....
A28	52 20		11.17	8.53	27.6	DN..... ST. HELENS..... H
A30				8.57	30.0	..... COLUMBIA CITY.....
A31	43		11.27	9.00	31.3	..... WATERVIEW.....
A33	11W			9.04	33.2	..... DEER ISLAND.....
A39	20 60		11.50	9.15	39.4	..... GOBLE.....
A42	16E		11.58PM	9.20	42.2	..... PRESCOTT.....
A46	8		12.07AM	9.30	45.8	D..... RAINIER..... RA
A47	53		12.09	9.32	46.8	..... AVON.....
A56	50 13		12.30	9.50	55.8	..... MAYGER.....
A58				9.54	58.0	..... LOCODA.....
A59	15W			9.58	59.3	..... QUINCY.....
A62	45 66		12.45	10.05	62.2	DN.... CLATSKANIE..... CN
A67	54 10W		12.55	10.14	66.6	..... MARSHLAND.....
A71	29 44		1.05	10.25	71.2	..... WESTPORT.....
A74	50		1.11	10.30	73.5	..... WAUNA.....
A77	14		1.17	10.36	76.8	..... BRADWOOD.....
A78	43		1.22	10.40	78.4	..... CLIFTON.....
A83	2E		1.32	10.50	83.3	..... BROWNSMEAD.....
A85				10.55	84.9	..... BLIND SLOUGH.....
A87	20 4E		1.40	10.59	86.5	..... KNAPPA.....
A90	41 2W		1.50	11.09	90.2	..... SVENSEN.....
A95	34		2.01	11.20	95.4	..... VAN DUSEN.....
A100	36 236		A 2.10AM	11.40	99.7	D..... ASTORIA..... RO
A106	22			11.59AM	105.6	..... WARENTON.....
A108	31 31			12.06PM	108.3	..... CAMP CLATSOP.....
A116				12.22	115.7	..... GEARHART.....
A118	18 100			A 12.30PM	118.0	D..... SEASIDE..... SD
		Daily Ex. Sunday	Daily Ex. Saturday	Daily Ex. Sunday		Time Over District Average Speed per Hour
		0.35	4.10	4.30		
		17.1	23.9	26.2		
		6.50	0.40	15.0		
		14.6	15.0			
		0.40				
		15.0				
		17.1				

Eastward trains are superior to trains of the same class in the opposite direction.  
Except No. 21 is superior to No. 24



S. P. & S. Ry.—FIRST SUB-DIVISION

EASTWARD 3

TIME TABLE NO. 126 JANUARY 1, 1944		Distance from Seaside	FIRST CLASS		SECOND CLASS		THIRD CLASS				Water, Wyes, Turn- tables, Fuel, Scales, Standard Clocks, Bul- letin Boards, Register and Yard Limits	
STATIONS			24		294	330	402	62	406	296		
			Passenger		Freight	Freight	Local Freight	Local Freight	Freight	Local Freight		
			Daily		Daily Ex. Sunday	Daily Ex. Monday	Daily Ex. Monday	Tue., Thu., Saturday	Daily	Daily Ex. Sunday		
DN.....	PORTLAND.....GO	118.0	A 7.05PM		A 7.40PM	A12.45AM	A 1.15AM	A 1.10PM	A 1.40PM	A10.50AM		VWTCO BKXRZP
<p>BETWEEN PORTLAND AND WILLBRIDGE TRAINS WILL BE GOVERNED BY TERMINALS SUB-DIVISION TIME TABLE AND RULES</p>												
DN.....	WILLBRIDGE....BR	113.5	6.51		7.20	12.25	12.55	12.50	1.20	10.28		JRX P
D.....	LINNTON.....IN	110.7	f 6.44		<sup>331</sup> 7.10	12.17	12.45	12.40	1.10	10.18		XP
.....	UNITED JUNCTION.....	108.0	6.38		7.03	L12.10AM	L12.35AM	L12.30PM	L 1.00PM	10.03		JP
DN...	RIVER JUNCTION...RJ	107.5	6.37		7.01					10.01		P
.....	HOLBROOK.....	105.4	6.33		6.53					9.50		
D.....	SCAPPOOSE.....SQ	98.1	f 6.22		6.38					9.32		
.....	WARREN.....	93.7	f 6.14		6.27					9.10		
DN.....	ST. HELENS.....H	90.4	s <sup>294</sup> 6.09		<sup>24</sup> 6.09					<sup>21</sup> 8.53		W
.....	COLUMBIA CITY.....	88.0	f 6.02									
.....	WATERVIEW.....	86.7	6.00		5.32					8.28		
.....	DEER ISLAND.....	84.8	f 5.57							8.20		
.....	GOBLE.....	78.6	f 5.47		5.13					<sup>295</sup> 8.01		P
.....	PRESCOTT.....	75.8	f 5.42		5.07					7.47		W 1.2 MI. West
D.....	RAINIER.....RA	72.2	s 5.36		4.59					7.33		P
.....	AVON.....	71.2	5.34		4.57					7.28		
.....	MAYGER.....	62.2	f 5.18		4.37					7.04		P
.....	LOCODA.....	60.0	f 5.14									
.....	QUINCY.....	58.7	f 5.11		4.30					6.50		
DN.....	CLATSKANIE.....CN	55.8	s 5.05		4.24					6.40		P
.....	MARSHLAND.....	51.4	f 4.55		4.14					6.20		
.....	WESTPORT.....	46.8	f 4.46		4.04					6.05		WP
.....	WAUNA.....	44.5	s 4.41		3.59					5.45		P
.....	BRADWOOD.....	41.2	f 4.35		3.52					5.25		P
.....	CLIFTON.....	39.6	f 4.31		3.48					5.15		P
.....	BROWNSMEAD.....	34.7	f 4.20		3.37					4.57		
.....	BLIND SLOUGH.....	33.1	f 4.17									
.....	KNAPPA.....	31.5	f 4.15		3.30					4.44		P
.....	SVENSEN.....	27.8	f 4.07		3.22					4.30		
.....	VAN DUSEN.....	22.6	f 3.57		3.10					4.15		P
D.....	ASTORIA.....RO	18.3	s 3.45		L 3.00PM					L 4.00AM		WTOZP BKXR
.....	WARRENTON.....	12.4	s 3.15									JYX
.....	CAMP CLATSOP.....	9.7	f 3.08									
.....	GEARHART.....	2.3	f 2.50									
D.....	SEASIDE.....SD.	0.0	L 2.45PM									BWY KXR
Time Over District			Daily		Daily Ex. Sunday	Daily Ex. Monday	Daily Ex. Monday	Tue., Thu., Saturday	Daily	Daily Ex. Sunday		
Average Speed per Hour			4.20		4.40	0.35	0.40	0.40	0.40	6.50		
			27.2		21.4	17.1	15.0	15.0	15.0	14.6		

Eastward trains are superior to trains of the same class in the opposite direction.

Except No. 21 is superior to No. 24



4 WESTWARD

S. P. & S. Ry.—SECOND SUB-DIVISION

EASTWARD

Water, Wyes, Turntables, Fuel, Scales, Standard Clocks, Bulb-Registers, Yard Limits	Station Numbers	Capacity of Trains	THIRD CLASS			SECOND CLASS			Distance from Warrenton	TIME TABLE No. 126 JANUARY 1, 1944			Distance from Fort Stevens	SECOND CLASS			THIRD CLASS		
										STATIONS									
	JXYR	A106	22							0.0	..... WARRENTON .....	3.8							
		FS2	68							1.8	..... FLAVEL .....	2.0							
	X	FS4								3.8	..... FORT STEVENS .....	0.0							
										Time Over District Average Speed per Hour									

Eastward trains are superior to trains of the same class in the opposite direction.

WESTWARD

United Railways Co.

EASTWARD

Water, Wyes, Turntables, Fuel, Scales, Standard Clocks, Bulb-Registers, Yard Limits	Station Numbers	Car Capacity		THIRD CLASS			SECOND CLASS		Distance from Portland	TIME TABLE No. 126 JANUARY 1, 1944			Distance from Keney	SECOND CLASS		THIRD CLASS		
		Sidings	Other Trucks	401 Local Freight Daily Ex. Sun.	61 Local Freight Mon., Wed., Friday	405 Freight Daily		331 Freight Daily Ex. Sun.		STATIONS	330 Freight Daily Ex. Sun.	62 Local Freight Tue., Thu., Saturday		402 Local Freight Daily Ex. Sunday	406 Freight Daily			
	PJ	A10		L 8.50PM	L 11.10AM	L 7.40AM		L 7.20PM	10.0	..... UNITED JUNCTION .....	47.0	A 12.10AM		A 12.30PM	A 12.35AM	A 1.00PM		
	OWXP	NB10							10.0	..... RAFTON .....	47.0							
	PX	U10		8.53	11.13	7.45		7.23	10.5	DN..... RIVER JUNCTION..... RJ	46.5	12.04		12.26	12.29	12.54		
	X	U10A	31W	8.56	11.16	7.50		7.26	11.0	..... BAN SPUR .....	46.0	12.01AM		12.23	12.26	12.51		
	P	U12	4 11W	9.00	11.20	7.55		7.30	11.7	..... BURLINGTON .....	45.3	11.58PM		12.20	12.23	12.48		
		U13	2W	9.08	11.28	8.01		7.38	13.4	..... FALKENBURG .....	43.6	11.48		12.15	12.13	12.38		
	P	U14	6E	9.10	11.30	8.05		7.41	13.9	..... TUNNEL SPUR .....	43.1	11.43		12.09PM	12.08AM	12.33		
	P	U15	5W	9.20	11.40	8.15		7.51	15.5	..... ROCKTON .....	41.5	11.33		11.59AM	11.58PM	12.23		
		U16	9W	9.22	11.42	8.19		7.53	15.9	..... CULLITON .....	41.1	11.30		11.56	11.55	12.20		
	JXPR	U17	5E	A 9.30PM	11.50	A 8.30AM		A 8.00PM	17.1	DN..... BOWERS JUNCTION... BJ	39.9	L 11.20PM		11.50	L 11.45PM	L 12.10PM		
		U18	6E		11.55AM				17.6	..... HELVETIA .....	39.4			11.35				
	PW 2750. E.	U22	47 17E		12.20PM				21.9	D..... NORTH PLAINS... NP	35.1			11.10				
		U23	26		12.25				23.3	..... VADIS .....	33.7			10.50				
		U25	11E		12.35				25.5	..... CHRISTIE .....	31.5			10.40				
	JXPR	U26	12 10E		12.40				26.4	D..... WILKESBORO... WR	30.6			10.35				
	XP	U28	32 22		12.45				27.5	..... BANKS .....	29.5			10.29				
	WP	U32	30 7		1.05				31.7	..... MANNING .....	25.3			10.09				
	P	U39	31		1.40				38.8	..... TOPHILL .....	18.2			9.44				
		U42	3E		1.50				41.6	..... SCHMIDLIN SPUR .....	15.4			9.31				
	WP	U43	29		2.01				43.1	..... BRAUN .....	13.9			9.25				
	BYOK XPR	U49	41 157		A 2.30PM				48.5	D..... VERNONIA..... VN	8.5			L 9.00AM				
	WXP	U57	52						57.0	..... KEASEY .....	0.0							
										Time Over District Average Speed per Hour								
				Daily Ex. Sun.	Mon., Wed., Friday	Daily		Daily Ex. Sun.					Daily Ex. Sun.	Tue., Thu., Saturday	Daily Ex. Sunday	Daily		
				0.40 10.6	3.20 11.5	0.50 8.5		0.40 10.6					0.50 8.5	3.30 11.0	0.50 8.5	0.50 8.5		

Eastward trains are superior to trains of the same class in the opposite direction.

At Bowers Junction all westward trains and eastward trains from O.E. Ry. First Sub-division will register by Ticket per Rule 83-A. Eastward trains from United Railways will not register.



WESTWARD

Oregon Electric Ry.—FIRST SUB-DIVISION

EASTWARD 5

Water, Wyes, Turn-tables, Fuel, Seales, Standard Clocks, Bulletin Boards, Register and Yard Limits	Station Numbers	Car Capacity		THIRD CLASS		SECOND CLASS		Distance from Portland	TIME TABLE No. 126 JANUARY 1, 1944		Distance from Eugene	SECOND CLASS		THIRD CLASS	
		Sidings	Other Tracks	401	405	331	STATIONS		330	406		402			
				Local Freight	Freight	Freight			Freight	Freight		Local Freight			
				Daily Ex. Sunday	Daily	Daily Ex. Sunday			Daily Ex. Sunday	Daily		Daily Ex. Sunday			
JRXP	U17		5E	L 9.30PM	L 8.30AM	L 8.00PM	17.1	DN..BOWERS JUNCTION..BJ	125.7	A1 1.20PM	A12.10PM	A1 1.45PM			
	E21	46		9.38	8.45	8.08	20.9	.....MERLE.....	121.9	11.05	11.50AM	11.30			
	YPX	E22		9.40	8.48	8.10	21.5	..FOREST GROVE JUNCTION..	121.3	11.02	11.45	11.25 10.20			
	WP	E28	3 3W	402 10.00	9.10	8.30	27.6	.....BEAVERTON.....	115.2	10.42	11.25	401 10.00			
	JV	E28A		10.02PM	9.12AM	8.32PM	28.1	.....BEBURG.....	114.7	10.40PM	11.15AM	9.55PM			

BETWEEN BEBURG AND GRETON TRAINS WILL BE GOVERNED BY SOUTHERN PACIFIC CO. TIME TABLE AND RULES

JV	E31			10.18PM	9.28AM	8.48PM	31.2 <th>.....GRETON.....</th> <th>111.6</th> <th>10.22PM</th> <th></th> <th>10.55AM</th> <th>9.32PM</th>	.....GRETON.....	111.6	10.22PM		10.55AM	9.32PM
PX	E32	77	9	330 10.20	9.30	8.50	32.1	DN.....TIGARD.....RD	110.7	401 10.20		10.53	9.30
P	E36	7		10.30	9.40	9.00	36.1	.....TUALATIN.....	106.7	9.57		10.41	9.15
P	E39	19		10.40	9.47	402 9.07	39.0	.....TONQUIN.....	103.8	9.48		10.32	331 9.07
P	E43	21	7	10.55	9.57	9.17	43.0	.....WILSONVILLE.....	99.8	9.33		10.20	8.53
P	E45	76		11.05	406 10.05	330 9.25	45.4	.....CURTIS.....	97.4	331 9.25		405 10.05	8.45
P	E49	17	17	11.17	10.15	9.35	49.1	.....DONALD.....	93.7	9.10		9.47	8.35
WP	E55	75	6E	11.35	10.35	9.50	54.5	.....WEST WOODBURN.....	88.3	8.54		9.30	8.20
	E57		9E	11.45PM	10.45	9.57	57.4	.....ST. LOUIS.....	85.4	8.47		9.15	8.04
	E63	9	6W	12.05AM	11.05	10.15	63.1	.....HOPMERE.....	79.7	8.34		8.55	7.49
P	E64		8	12.08	11.07	10.18	64.1	.....QUINABY.....	78.7	8.32		8.52	7.46
P	E69	55		12.28	11.17	10.33	68.6	.....BUSH.....	74.2	8.20		8.40	7.31
WBPXK	E71		266	12.43	11.25	10.45	71.2	DN.....SALEM.....SA	71.6	8.10		8.30	7.15
P	E73	52		1.01	11.35	10.50	72.8	.....MINTO.....	70.0	8.05		8.25	7.05
P	E80		11E 5W	1.26	11.55AM	11.13	79.9	.....ORVILLE.....	62.9	7.45		7.52	6.44
P	E85	74	7E	1.46	12.05PM	11.28	84.8	.....SIDNEY.....	58.0	7.35		7.37	6.32
	E88		17W	1.56	12.15	11.36	87.9	.....TALBOT.....	54.9	7.28		7.27	6.24
	E91		9E 15W	2.06	12.25	11.44	90.8	.....DEVER.....	52.0	7.22		7.18	6.17
	E94	10	8E	2.16	12.35	11.52PM	93.5	.....CONSER.....	49.3	7.16		7.09	6.10
XBRP KWO	E97		319	A 2.30AM	A12.45PM	12.01AM	96.5	DN...ALBANY YARD...YD.	46.3	7.10		L 7.00AM	L 6.00PM
XP	E98		110			12.15	97.8	D.....ALBANY.....YA	45.0	6.50			
P	E111		12E			12.47	111.1	.....FAYETTEVILLE.....	31.7	6.23			
	E114		5E			12.52	113.8	.....POTTER.....	29.0	6.18			
	E116	6	12W			12.56	116.1	.....TULSA.....	26.7	6.14			
P	E124		28E			1.10	124.2	.....HARRISBURG.....	18.6	6.00			
P	E129		58			1.20	128.7	D.....JUNCTION CITY...JC	14.1	5.50			
	E133		6E			1.28	133.4	.....MEADOW VIEW.....	9.4	5.42			
	E135		9			1.31	135.0	.....AWBREY.....	7.8	5.39			
	E136		11E 10E			1.33	136.1	.....ENID.....	6.7	5.37			
PX	E140	24	298			1.40	140.4	.....LASEN.....	2.4	5.30			
PBKXR	E143		55			A 2.00AM	142.8	D.....EUGENE.....G	0.0	L 5.00PM			
				Daily Ex. Sunday	Daily	Daily Ex. Sunday				Daily Ex. Sunday		Daily	Daily Ex. Sunday
				5.00 15.9	4.15 18.7	6.00 20.9		Time Over District Average Speed per Hour		6.20 19.8		5.10 15.4	5.45 17.0

Eastward trains are superior to trains of the same class in the opposite direction.



## 6 WESTWARD

## Oregon Electric Ry.—SECOND SUB-DIVISION

## EASTWARD

Water, Wyes, Turntables, Fuel, Seales, Standard Clocks, Bulletin Boards, Register and Yard Limits	Station Numbers	Car Capacity		THIRD CLASS		SECOND CLASS		Distance from Forest Grove Junction	TIME TABLE No. 126 JANUARY 1, 1944	Distance from Forest Grove	SECOND CLASS		THIRD CLASS	
		Sidings	Other Tracks											
JYPX	E22							0.0	FOREST GROVE JUNCTION. 0.8	10.6				
X	F1	11						0.8	.....ORENCO..... 2.1	9.8				
	F3		7E					2.0	.....SEWELL..... 1.6	7.7				
P	F5	6	32					4.5	D.....HILLSBORO.....BO 3.4	6.1				
	F8		4					7.9	.....CORNELIUS..... 2.7	2.7				
R	F11		17					10.6	.....FOREST GROVE.....	0.0				
									Time Over District Average Speed per Hour					

Eastward trains are superior to trains of the same class in the opposite direction.

## WESTWARD

## Oregon Electric Ry.—THIRD SUB-DIVISION

## EASTWARD

Water, Wyes, Turntables, Fuel, Seales, Standard Clocks, Bulletin Boards, Register and Yard Limits	Station Numbers	Car Capacity		THIRD CLASS		SECOND CLASS		Distance from Albany Yard	TIME TABLE No. 126 JANUARY 1, 1944	Distance from Foster	SECOND CLASS		THIRD CLASS	
		Sidings	Other Tracks											
BXPWOR	E07		319					0.0	DN....ALBANY YARD....YD 0.9	31.2				
JV								0.9	.....S. P. CONN. ALBANY..... 13.6	30.3				

Between S. P. Conn. Albany and Lebanon Conn. with O. E. Third Sub-Division Trains Will Be Governed By S. P. Co. Portland Division Time Tables and Rules

PJV	S14							14.5	DN.....LEBANON.....BA O. E. Conn. 0.3	16.7				
	S15	10						14.8	.....LEBANON..... (O. E. Siding) 1.1	16.4				
PX	S16	70	83					15.9	D.....EVANSVILLE.....V 4.3	15.3				
P	S20		2E					20.2	.....WATERLOO..... 1.9	11.0				
	S22		8E					22.1	.....NYE..... 2.2	9.1				
	S24		2 { 5E 8E					24.3	.....NARROWS..... 4.5	6.9				
PWYO RBX	S29	54	279					28.8	DN....SWEET HOME....SW 2.4	2.4				
	S31							31.2	.....FOSTER.....	0.0				
									Time Over District Average Speed per Hour					

Eastward trains are superior to trains of the same class in the opposite direction.

## WESTWARD

## Oregon Electric Ry.—FOURTH SUB-DIVISION

## EASTWARD

Water, Wyes, Turntables, Fuel, Seales, Standard Clocks, Bulletin Boards, Register and Yard Limits	Station Numbers	Car Capacity		THIRD CLASS		SECOND CLASS		Distance from Sweet Home	TIME TABLE No. 126 JANUARY 1, 1944	Distance from Dollar	SECOND CLASS		THIRD CLASS	
		Sidings	Other Tracks											
PWYRBXO	S29	54	279					0.0	DN....SWEET HOME....SW 6.4	15.5				
	H6		18W					6.4	.....HOLLEY..... 1.7	9.1				
	H8		10					8.1	.....CALAPOOYA..... 2.4	7.4				
	H10		26					10.5	.....RYAN..... 1.3	5.0				
	H12		9E					11.8	.....MITCHELL..... 2.1	3.7				
	H14		38					13.9	.....WOODRAFFE SIDING..... 1.6	1.6				
W 0.9 MI. E	H16	Two 46	67					15.5	.....DOLLAR..... (End of Line)	0.0				
									Time Over District Average Speed per Hour					

Eastward trains are superior to trains of the same class in the opposite direction.



Water, Wyes, Turntables, Fuel, Scales, Standard Checks, Bill Register, Yard Limits	Station Numbers	Car Capacity	THIRD CLASS		SECOND CLASS		Distance from Wilkesboro	TIME TABLE No. 126 JANUARY 1, 1944		Distance from Glenwood	SECOND CLASS		THIRD CLASS	
								STATIONS						
XPRJ	U26	22					0.0	D.... WILKESBORO .... WB	12.9					
X	R1	24					1.2	..... PENGRA .....	11.7					
P	R4	3E					4.2	..... MENKE SPUR .....	8.7					
P	R7	7E					6.7	..... ORCHARD DALE .....	6.2					
WP	R9	16					8.9	..... WASHBURN .....	4.0					
	R12	12E					11.7	..... GRAY'S SPUR .....	1.2					
XP	R13	258					12.9	..... GLENWOOD .....	0.0					
								Time Over District Average Speed per Hour						

Eastward trains are superior to trains of the same class in the opposite direction.

#### LIST OF SURGEONS AND MEDICAL DEPARTMENT INSTRUCTIONS

Surgeons will attend, when called upon officially, to all cases of accident occurring to employes or passengers. In cases of sickness it is the intention to limit medical service to the locality or town where a surgeon resides, unless some urgent necessity exists, for which distinct official authority must be had in accordance with established regulations. Railway officials are required to call on the nearest authorized surgeons whenever practicable, when surgical or medical services are needed. When such are accessible, no responsibility will be assumed for bills for medical services rendered by any other physician. In the event of a sudden emergency, arising from accident, if necessary, proper surgical aid should be procured until the arrival of a regularly appointed surgeon, when the case should be placed in his charge, and in no case should the services of any but an authorized company surgeon be continued after such surgeon is able to assume charge of the case.

Boarding and nursing are furnished only at hospitals with which arrangements have been made. No responsibility will be assumed for bills incurred elsewhere unless specially authorized or approved by the Chief Surgeon.

#### SURGEONS

DR. CHAS. C. NEWCASTLE, Chief Surgeon {—318 Mayer Building, Portland.  
DR. WILMOT C. FOSTER, Asst. Surgeon {—Telephone BEacon 5070; if no answer call ATwater 4175.

DR. C. E. BROUS, Local Surgeon, Linnton.  
DRS. MACDONALD & BARTON, Local Surgeons, St. Helens.  
DR. EDW. S. KOZIOL, Local Surgeon, St. Helens.  
DR. M. A. KENNEY, Local Surgeon, Rainier.  
DR. PAUL H. STARR, Local Surgeon, Clatskanie.  
DR. J. L. WOODIN, Local Surgeon, Clatskanie.  
DR. V. S. GEARY, Local Surgeon, Westport.  
DR. ARTHUR VAN DUSEN, Local Surgeon, Astoria.  
DR. O. C. HAGMEIER, Local Surgeon, Seaside.  
DR. J. E. VINSON, Local Surgeon, Seaside.  
DR. ROLAND D. EBY, Local Surgeon, Vernonia.  
DR. A. O. PITMAN, Local Surgeon, Hillsboro.  
DR. GERALD B. SMITH, Local Surgeon, Woodburn.  
DR. W. B. MORSE, Local Surgeon, Salem.  
DR. G. E. FORTMILLER, Local Surgeon, Albany.  
DR. R. BRUCE MILLER, Local Surgeon, Lebanon.  
DR. ROBT. LANGMACK, Local Surgeon, Sweet Home.  
DR. D. G. CLARK, Local Surgeon, Harrisburg.  
DR. A. O. WALLER, Local Surgeon, Eugene.

Stretchers are located at following points:

Astoria                      Portland, Baggage Room  
Rainier                      Portland, Oregon Electric Shops

Vernonia  
Salem  
Albany

R. C. SCOFFERN, Asst. Superintendent

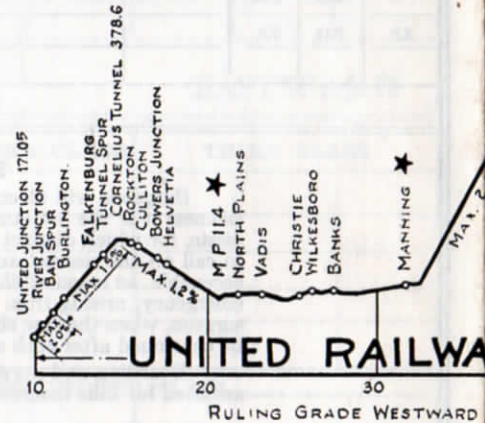

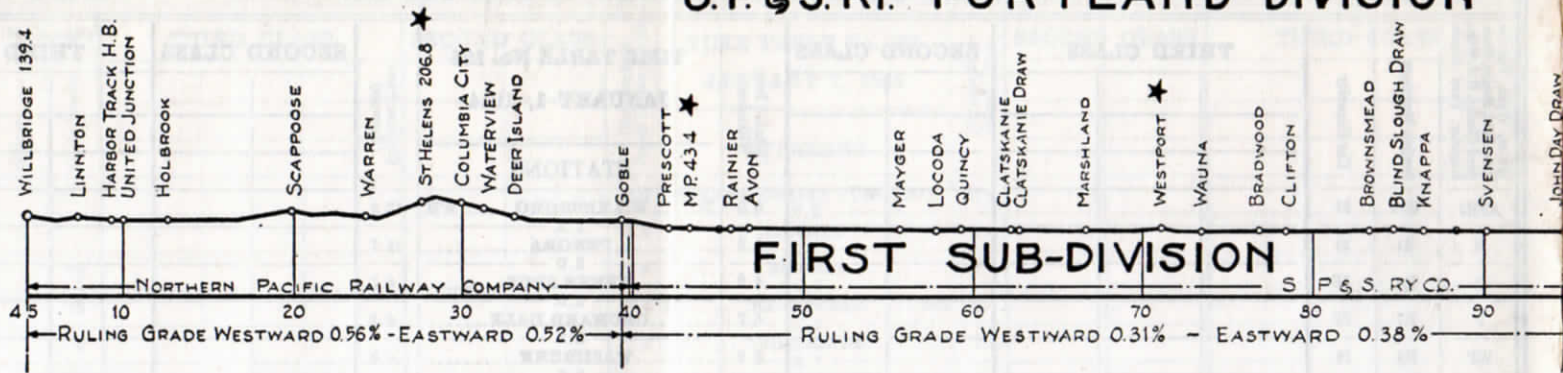
F. C. WAGER, Mechanical Superintendent

J. L. MONAHAN, Trainmaster  
C. F. CROFFUT, Trainmaster  
A. W. GEORGE, Trainmaster  
R. G. HASKELL, Trainmaster  
WM. ROSE, Trainmaster  
H. M. BATES, Trainmaster

GEO. BIGGS, Trainmaster  
H. JACKSON, Chief Dispatcher  
C. E. BARNES, Master Mechanic  
W. C. ABBOTT, Traveling Engineer  
J. M. WASSENAR, Traveling Engineer  
J. T. CRAINE, Traveling Engineer



# S. P. & S. RY. PORTLAND DIVISION



# OREGON ELECTRIC RAILWAY COMPANY

