

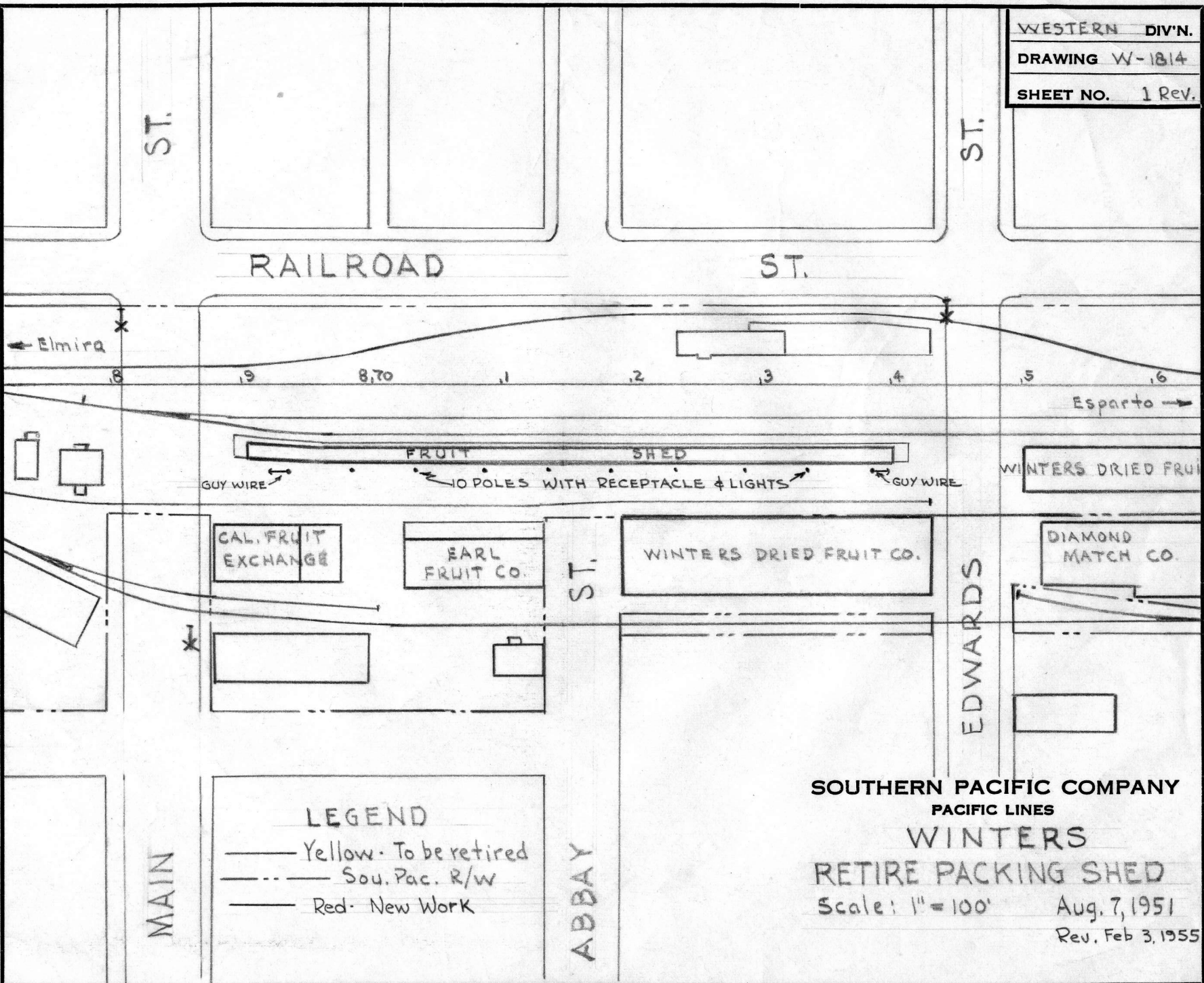
Southern Pacific Company Engineering Drawings

The following drawings are copies of originals produced by SPCo draftsmen. They were created either from blank forms, or from copies of earlier drawings, using pencil and/or ink, and were not colorized. They subsequently were copied, and the copies were then hand-colored for forwarding to the appropriate parties for review.

Within any geographic location, such as a city or town, the images are placed in in the PDF in no particular order. When the file contains several geographic locations, they are ordered north-to-south.

You are free to use the contents of this PDF as you see fit. If you republish any of these images, we request that you email us notification at wx4org@yahoo.com and give us a credit line stating *Image Courtesy of Wx4.org*.

WESTERN DIV'N.
 DRAWING W-1814
 SHEET NO. 1 Rev.



CAL. FRUIT EXCHANGE

EARL FRUIT CO.

WINTERS DRIED FRUIT CO.

DIAMOND MATCH CO.

MAIN

ABBAY

EDWARDS

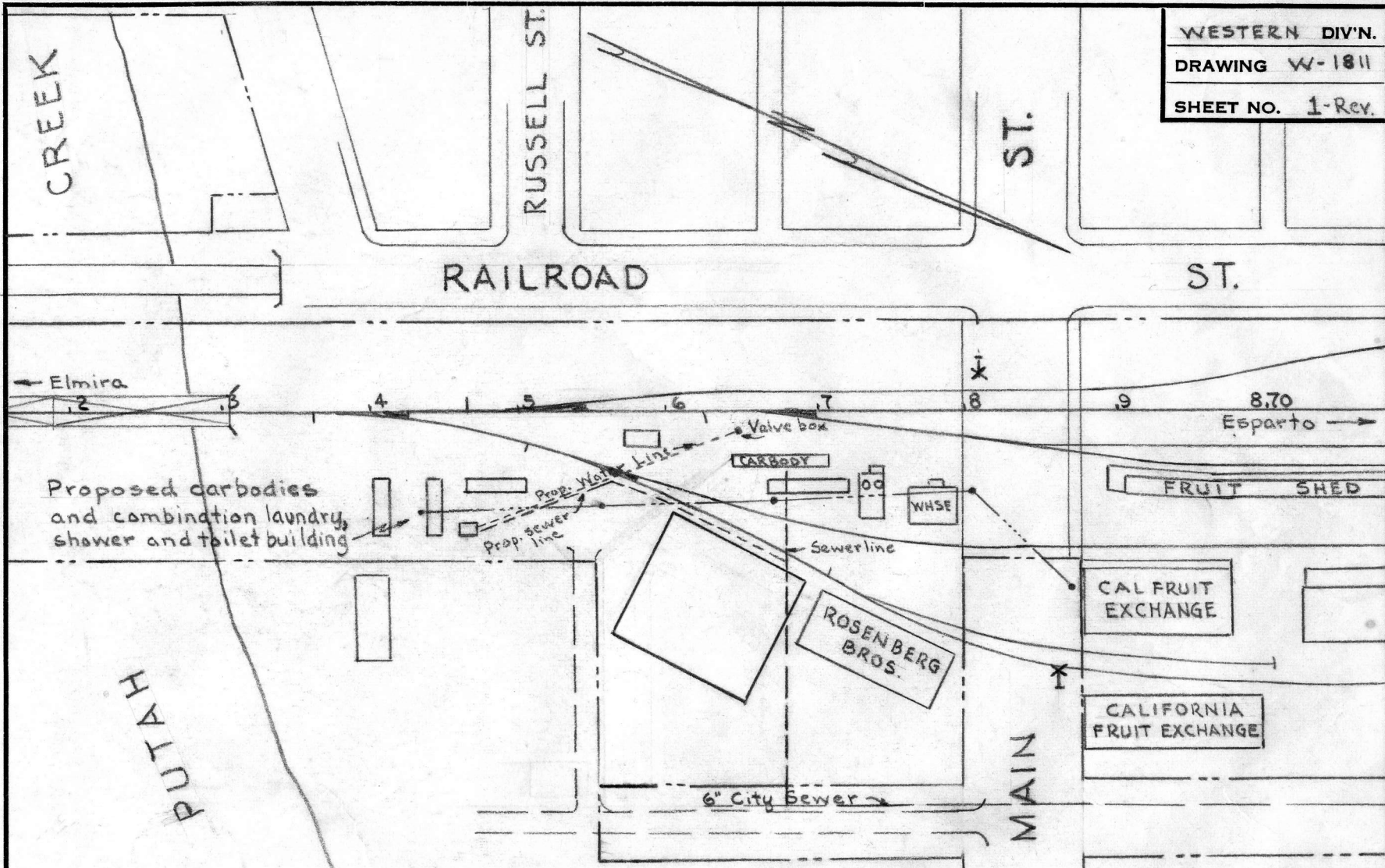
LEGEND
 — Yellow — To be retired
 - - - Sou. Pac. R/w
 — Red — New Work

SOUTHERN PACIFIC COMPANY
PACIFIC LINES

WINTERS
RETIRE PACKING SHED

Scale: 1" = 100' Aug. 7, 1951
 Rev. Feb 3, 1955

WESTERN DIV'N.
 DRAWING W-1811
 SHEET NO. 1-Rev.



← Elmira

8.70
 Esparto →

Proposed carbodies
 and combination laundry,
 shower and toilet building

Prop. Water Line
 Prop. Sewer Line

CARBODY

WHSE

FRUIT SHED

CAL FRUIT EXCHANGE

ROSENBERG BROS.

CALIFORNIA FRUIT EXCHANGE

6" City Sewer

SOUTHERN PACIFIC COMPANY
 PACIFIC LINES

WINTERS

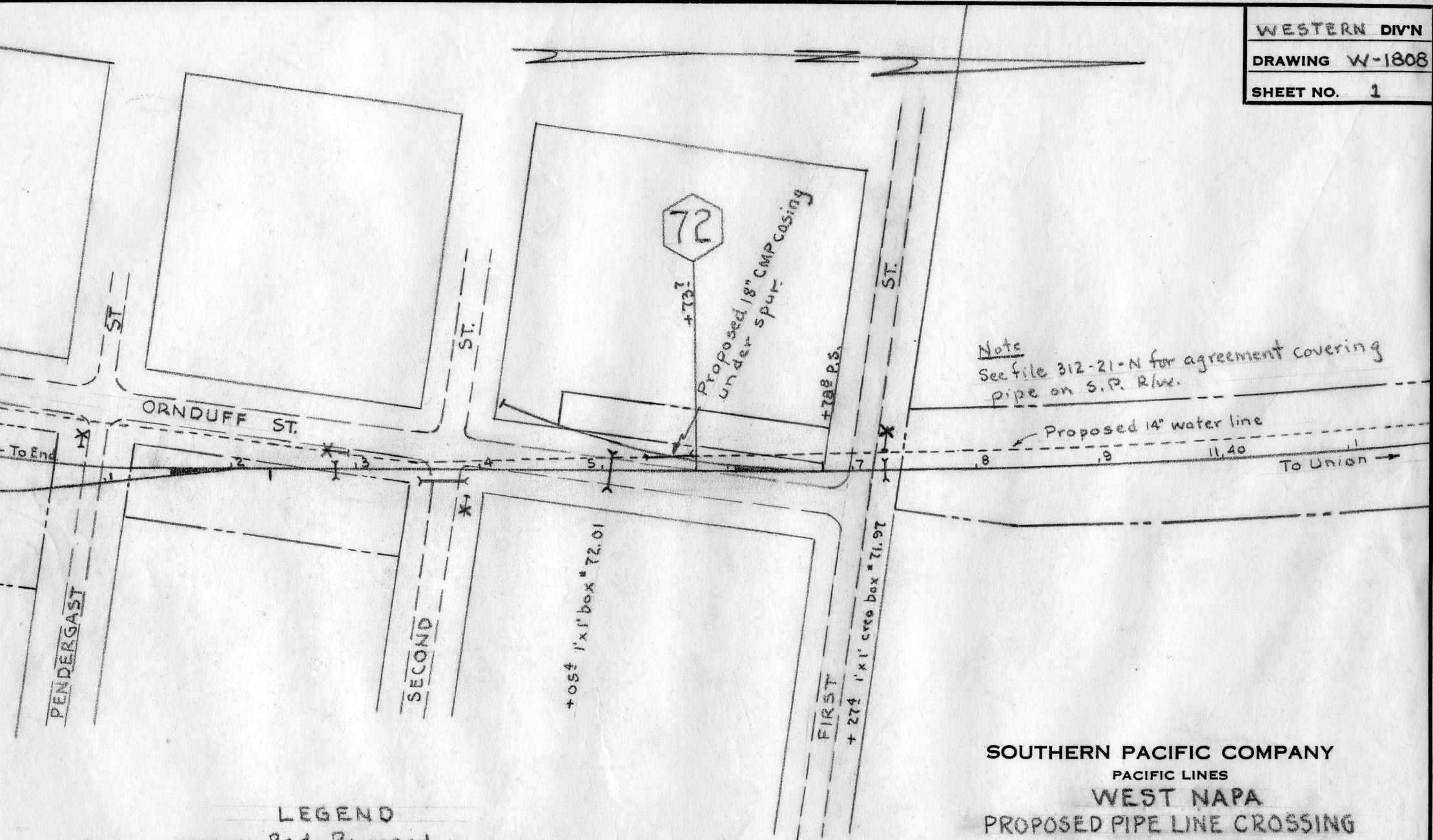
PROPOSED SECTION QUARTERS

Scale: 1"=100' FS July 2, 1951

Prepared in office of Divn. Engr. Oak. Pier.
 Rev. 8-22-51

LEGEND

- Red- Proposed
- - - - - Sou. Pac. R/W

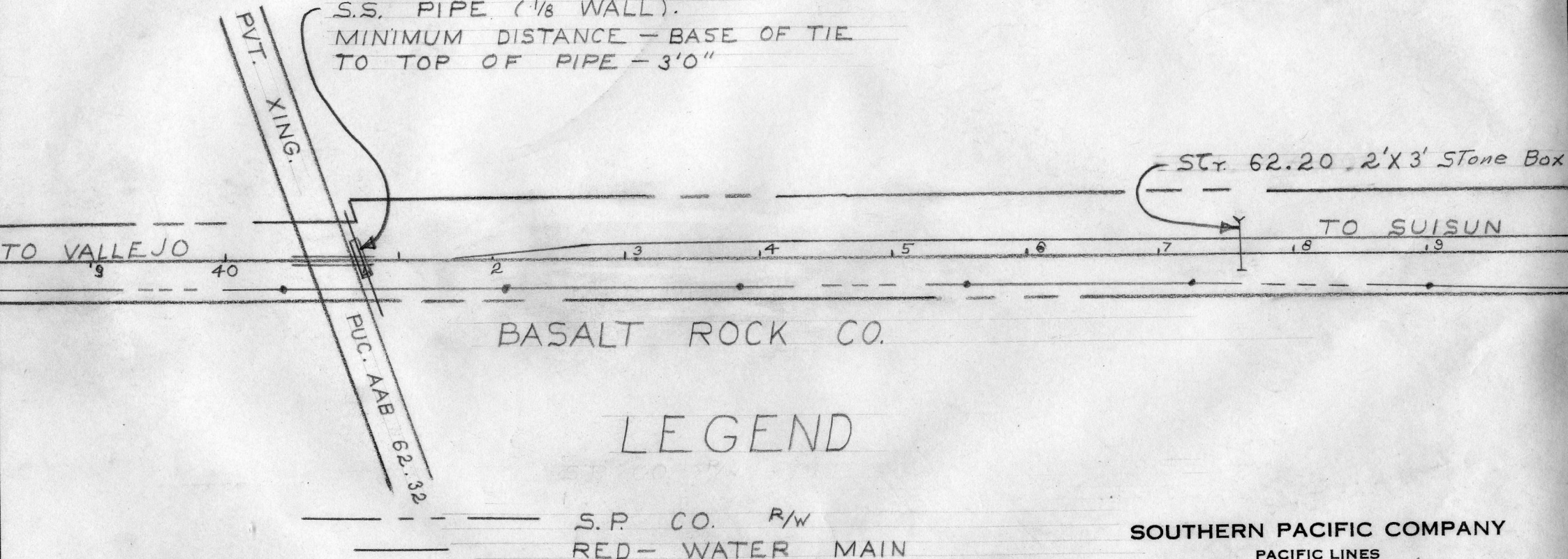


Note
 See file 312-21-N for agreement covering
 pipe on S.P. R/w.

SOUTHERN PACIFIC COMPANY
 PACIFIC LINES
 WEST NAPA
 PROPOSED PIPE LINE CROSSING
 Scale: 1" = 100' FS June 18, 1951
 Prepared in office of Div'n. Engr. Oak. Pier.

LEGEND
 ——— Red-Proposed
 - - - - S.P. Co R/w

E.S. 40+95 & OF 6" WATER
 MAIN CASED IN 30' OF 10"
 S.S. PIPE (1/8" WALL).
 MINIMUM DISTANCE - BASE OF TIE
 TO TOP OF PIPE - 3'0"



LEGEND

S.P. CO. R/W
 RED - WATER MAIN


SOUTHERN PACIFIC COMPANY
 PACIFIC LINES
NAPA JCT
 PROPOSED 6" WATER MAIN
 SCALE: 1"=100' SEPT. 21, 1959
 R.M.D.

NAPA

RIVER

Western	DIV'N.
DRAWING I-85	
SHEET NO.	1 Rev.

Sta. Pt. 364+53.8
IMOLA
 M.P. 44.2



+15 6" Steel Oil Pipe
 +75 16" Conc. Sewer Str #44.14
 +78 10" Steel Water Pipe
 +10 8" C.I. Sewer Pipe (L-2122)
 New Sewage Pumping Station

440 Volt Secondary 2 1/2" Conduit
 To be Jacked under Tracks
 App 3' below Top of Rail

to Napa Jct.

To Calistoga

Napa 1 Mile Sign +48

Oil Tank

Pump House

Sewer Crossing E.S. 362+00

STATION

LEGEND

- S.P.Co. R/W
- Red-Proposed 21" Sewer Crossing

SOUTHERN PACIFIC COMPANY
 PACIFIC LINES

IMOLA

Proposed Sewer Crossing

Scale 1"=100' *mm* Feb 9, 1949
 Rev. 3-8-50

DRAWER