

SOUTHERN PACIFIC LINES

SOUTHERN PACIFIC LINES



LOCAL ^{AND} THROUGH PASSENGER TIME TABLES

SUBJECT TO CHANGE WITHOUT NOTICE

CORRECTED TO JANUARY 1921—FORM I

LOCAL ^{AND} THROUGH PASSENGER TIME TABLES

SUBJECT TO CHANGE WITHOUT NOTICE

CORRECTED TO JANUARY 1921—FORM I

“Carry On”

A Message to Southern Pacific Employees and the Public

The Southern Pacific Company (Pacific System) is doing all in its power to further national progress and prosperity.

Previously we have referred to new equipment costing \$22,500,000, and to recent operating achievements. The Company's maintenance and improvement program likewise contemplates a heavy expenditure in the public interest. The yearly program for ordinary maintenance on the Pacific System alone involves an expenditure of \$30,000,000. Some of the important undertakings in progress or contemplated are shown below:

RAILS AND ROADBED

450 miles of track relaid with new 90-lb. rail; branch lines and sidings relaid with 75- and 80-lb. rail. 130 miles of crushed rock and over 300 miles of slag ballast to be placed; gravel ballast and reinforcing proceeding on branch lines.

ADDITIONAL TRACK AND YARD IMPROVEMENTS

Over \$600,000 for additional trackage and yard improvements at ten important points

STORAGE AND FREIGHT HOUSE IMPROVEMENTS

For the benefit of shippers and receivers of freight additional facilities are being provided at ten points on the system at a total cost of \$1,784,000.

MOTIVE POWER TERMINAL IMPROVEMENTS

Reinforced concrete rectangular engine houses are being constructed at strategic points and large turntables installed to permit the operation of heavier power.

ENLARGED SHOP FACILITIES

The Company's general shops, located at various points, are being enlarged and improved at a cost of \$800,000.

OTHER NOTEWORTHY IMPROVEMENTS

Work has begun on the rebuilding of 12 miles of deck on our trestle over the Great Salt Lake to be completed in four years at a cost of \$1,500,000.

Sixteen tunnels on our San Joaquin Valley Route through the Tehachapi Mountains are being lined with concrete at a cost of \$500,000, and two other tunnels eliminated by line changes.

To expedite train movements 74,000 feet of passing sidings are being constructed at a cost of \$870,000.

Three freight piers, to handle trans-Pacific and coast-wise business at Oakland, Calif., have been completed at a cost of over \$500,000 and form the first unit of a water front development plan.

At Carquinez Strait, in upper San Francisco Bay, docks and wharves are being improved at a cost of \$1,500,000.

These undertakings are in accordance with the Company's expressed intention of meeting public expectation in the matter of improved service.

SOUTHERN PACIFIC DINING CAR SERVICE

DINING HALLS at Third Street station, San Francisco, Oakland Pier, Los Angeles, Indio, Bowie, Tracy, Sacramento, Truckee, Sparks, Inlay, Carlin, Montello, Ogden and Ashland.

DINING ROOMS on Sacramento River Steamers, between San Francisco and Sacramento.

GRILL ROOMS on Ferry Boats between San Francisco and Oakland Pier and Alameda Pier; Oakland Harbor Route; Vallejo Junction and Vallejo; Port Costa and Benicia.

MEALS—a la carte.

VIA OGDEN ROUTE

No.	Train—Subject to change without notice	Dining Car From	Dining Car To
1	Overland Limited	Chicago, Ill.	Ogden, Utah
1	Overland Limited	Ogden, Utah	Oakland, Cal.
2	Overland Limited	Oakland, Cal.	Ogden, Utah
2	Overland Limited	Ogden, Utah	Chicago, Ill.
5	Pacific Express	Montello, Nev.	Oakland, Cal.
6	Atlantic Express	Oakland, Cal.	Montello, Nev.
19	Pacific Limited	Chicago, Ill.	Ogden, Utah
19	Pacific Limited	Ogden, Utah	Oakland, Cal.
20	Pacific Limited	Oakland, Cal.	Ogden, Utah
20	Pacific Limited	Ogden, Utah	Chicago, Ill.
21	St. Louis Express	Ogden, Utah	Oakland, Cal.
22	St. Louis Express	Oakland, Cal.	Ogden, Utah

VIA SUNSET ROUTE and SAN JOAQUIN VALLEY

8	Valley Express	Oakland, Cal.	Bakersfield, Cal.
25	Owl	Los Angeles, Cal.	Oakland, Cal.
26	Owl	Oakland, Cal.	Los Angeles, Cal.
49	Tehachapi	Fresno, Cal.	Oakland, Cal.
50	Tehachapi	Oakland, Cal.	Fresno, Cal.
50	Tehachapi	Mojave, Cal.	Los Angeles, Cal.
51	Valley Flyer	Fresno, Cal.	Oakland, Cal.
63-60	Sacramento	Sacramento, Cal.	Fresno, Cal.
59-64	Sacramento	Los Angeles, Cal.	Mojave, Cal.
59-64	Sacramento	Fresno, Cal.	Sacramento, Cal.
109	Sunset Express	Lake Charles, La.	Los Angeles, Cal.
109	Sunset Express	Bakersfield, Cal.	Oakland, Cal.
110	Sunset Express	San Francisco, Cal.	Lake Charles, La.
84	Valley Flyer	Oakland, Cal.	Fresno, Cal.

VIA SUNSET ROUTE AND COAST LINE

17	Seashore Express	Los Angeles, Cal.	San Francisco, Cal.
75	Lark (a)	Los Angeles, Cal.	San Francisco, Cal.
76	Lark (a)	San Francisco, Cal.	Los Angeles, Cal.
77	Shore Line Limited	Los Angeles, Cal.	San Francisco, Cal.
77	Shore Line Limited	San Francisco, Cal.	Los Angeles, Cal.
101	Sunset Limited	New Orleans, La.	San Francisco, Cal.
102	Sunset Limited	San Francisco, Cal.	New Orleans, La.
110	Sunset Express	San Francisco, Cal.	Los Angeles, Cal.

VIA SHASTA ROUTE

11	The Shasta	Portland, Ore.	Oakland, Cal.
12	The Shasta	Oakland, Cal.	Portland, Ore.
13	San Francisco Express	Roseburg, Ore.	Oakland, Cal.
14	San Fran.—Portland Express	Oakland, Cal.	Portland, Ore.
15	California Express	Portland, Ore.	Oakland, Cal.
16	Oregon Express	Sacramento, Cal.	Portland, Ore.
53	Oregonian	Portland, Ore.	Oakland, Cal.
54	Oregonian	Oakland, Cal.	Roseburg, Ore.

VIA GOLDEN STATE ROUTE

1	Californian	El Paso, Tex.	Los Angeles, Cal.
2	Californian	Los Angeles, Cal.	El Paso, Tex.
3	Golden State Limited	Chicago, Ill.	Los Angeles, Cal.
4	Golden State Limited	Los Angeles, Cal.	Chicago, Ill.

SACRAMENTO — STOCKTON

48	El Dorado Diner Observation Car	Oakland, Cal.	Sacramento, Cal.
80	Stockton Flyer Chair Car		
79	Buffet Car, Cafe Observation Car	San Francisco, Cal.	Stockton, Cal.

Lunch Cabinet Cars:

No. 16 Oakland to Portland. | No. 13 Portland to Oakland.
18 Oakland to Dunsmuir. | 27 Dunsmuir to Oakland.
24-23 San Francisco and San Luis Obispo
Portland and Coos Bay.

*—Daily a—Breakfast only. C. T.—Central Time M. T.—Mountain Time

Time from 12:01 midnight to 12:00 noon is shown by LIGHT faced figures, and time from 12:01 noon to 12:00 midnight by DARK faced figures.

THE APACHE TRAIL OF ARIZONA

A ONE-DAY RAIL AND AUTO "SIDE TRIP"
Bowie to Roosevelt Dam and return

Southern Pacific "Sunset Route"

TRAIN SERVICE

—between—

New Orleans and Los Angeles

Via Bowie and Globe
Connecting With Auto Stage to Roosevelt Dam

WESTBOUND STANDARD SLEEPER—Leave El Paso (No. 101) Sundays, Tuesdays and Fridays for Los Angeles via Bowie and Globe, connecting with auto stage to Roosevelt Dam and return.

EASTBOUND STANDARD SLEEPER—Leave Los Angeles (No. 102) Sundays, Tuesdays and Fridays for El Paso, via Bowie and Globe, connecting with auto stage to Roosevelt Dam and return.

Train No.	Day				Time	Table 1	Time	Day				Train No.
	Th	Mo	Tu	Sa				We	Fr	Mo	Tu	
101	Th	Mo	Tu	Sa	12 10 Lv	New Orleans, La.	Sou. Pac Ar	8 00	We	Fr	Mo	102
101	Fr	Tu	Su		9 45 Ar	El Paso, Tex.	" Lv	8 50	Tu	Th	Su	101
101	Fr	Tu	Su		10 00 Lv	El Paso, Tex.	" Ar	8 30	Tu	Th	Su	102
101	Sa	We	Mo		3 41 Ar	Bowie, Ariz.	" Lv	3 21	Tu	Th	Su	102
A. E.	Sa	We	Mo		4 00 Lv	Bowie, Ariz.	A. E. Ar	12 30	Tu	Th	Su	A. E.
A. E.	Sa	We	Mo		7 50 Ar	Globe, Ariz.	" Lv	8 30	Mo	We	Sa	A. E.
Auto	Sa	We	Mo		9 00 Lv	Globe, Ariz.	(Auto) Ar					
Auto	Sa	We	Mo		10 30 Ar	Cliff Dwellings	" Lv					
Auto	Sa	We	Mo		12 00 Lv	Cliff Dwellings	" Ar					
Auto	Sa	We	Mo		12 30 Ar	Roosevelt Dam	" Lv					
Auto	Sa	We	Mo		4 00 Lv	Roosevelt Dam	" Ar					
Auto	Sa	We	Mo		6 00 Ar	Globe	" Ar	6 00	Mo	We	Sa	Auto
						Roosevelt Dam	" Lv	4 00	Mo	We	Sa	Auto
						Roosevelt Dam	" Ar	12 30	Mo	We	Sa	Auto
						Cliff Dwellings	" Lv	12 00	Mo	We	Sa	Auto
						Cliff Dwellings	" Ar	10 30	Mo	We	Sa	Auto
						Globe, Ariz.	" Lv	9 00	Mo	We	Sa	Auto
A. E.	Sa	We	Mo		8 30 Lv	Globe, Ariz.	A. E. Ar	7 50	Mo	We	Sa	A. E.
A. E.	Su	Th	Tu		12 30 Ar	Bowie, Ariz.	" Lv	4 00	Mo	We	Sa	A. E.
101	Su	Th	Tu		3 41 Lv	Bowie, Ariz.	Sou. Pac. Ar	3 23	Mo	We	Sa	101
101	Su	Th	Tu		9 30 Ar	Los Angeles, Cal.	" Lv	8 30	Su	Tu	Fr	101

Passengers who desire to make the "Detour Trip" from Bowie via Globe, Roosevelt Dam and Phoenix to Maricopa, or in the opposite direction, should make their arrangements with Southern Pacific Agents.

C. R. I. & P. and Southern Pacific Train Service between Chicago, St. Louis, Kansas City and Los Angeles for Apache Trail "SIDETRIP" connection via Bowie and Globe

Train No.	Day	Time	Train No.	Day	Time	Train No.	Day	Time	Train No.	Day	Time	Train No.		
1	Fr	*10 15	3	Fr	* 6 30	Lv Chicago (C. T.)	Ar	9 15	Th	4				
1	Su	7 00	3	Su	9 25	Lv Kansas City (C. T.)	Ar	5 30	We	4	* 7 15	Th	2	
						1 05 Ar	El Paso (M. T.)	Lv	*12 50	Tu	4	* 8 50	Tu	2

See schedule above, Globe to Roosevelt Dam and return.

Table 2

Connections with Electric Lines by Southern Pacific Trains

At Colton, Cal.—For Riverside, San Bernardino, Redlands.

At Corvallis, Ore. and at Eugene, Ore.—For Monroe, McCreedy, Glenbrook, Corvallis.

At Exeter, Cal.—For Lemon Cove, Woodlake, Elderwood.

At Fruitvale, Cal.—For Alameda.

At Guadalupe—For Santa Maria.

At Los Angeles—For Alta Loma, Avalon, Azusa, Alhambra, Artesia, Alpine Tavern, Arcadia, Arlington, Athens, Bellflower, Burbank, Beverly Hills, Baldwin Park, Belvedere, Brea, Balboa, Covina, Charter Oak, Claremont, Compton, Corona, Cawston, Culver City, Des Moines, Duarte, El Nido, El Monte, Etiwanda, El Segundo, Echo Mountain, Fontana, Fullerton, Glendale, Glendora, Garden Grove, Gardena, Hollywood, Hawthorne, Huntington Park, Huntington Beach, Hermosa Beach, Long Beach, Lankershim, La Verne, Lamanda Park, Lawndale, La Habra, Los Nietos, La Senda, Loftus, Mirovia, Manhattan Beach, Moneta, Newport Beach, Naples, Ontario, Owensmouth, Oxnarda Park, Ocean Park, Playa del Rey, Palms, Pasadena, Pomona, Redondo, Ramona

Park, Rubio Canyon, Rialto, Riveria, San Pedro, Santa Catalina Island, Santa Ana, Santa Monica, San Fernando, San Gabriel, San Dimas, Sierra Madre, Soldiers' Home, Sherman, Sawtelle, San Marino, Seal Beach, Sunset Beach, San Gabriel Mission, Torrance, Universal City, Upland, Venice, Van Nuys, Whittier, Wilmington, Wilmar, Watts, Yorba Linda.

(Cars leave Pacific Electric Station, Sixth and Main Streets, and Hill St. Station, Hill St., between Fourth and Fifth Sts.)

At Los Gatos—For Campbell, San Jose, Saratoga, Monta Vista, Los Altos, Palo Alto.

At Oakland Pier, Oakland (Sixteenth Street) and Oakland (First Street)—For Alameda, Berkeley, center of Oakland, Fruitvale, Melrose

At Palo Alto—For Los Altos, Monta Vista, Saratoga, Los Gatos, San Jose.

At Pomona—For La Verne, San Dimas, Covina.

At San Bernardino—For Redlands, Highland, Patton, Arrowhead Springs.

At San Jose—For Campbell, Los Gatos, Saratoga, Los Altos, Palo Alto.

At Shorb—For Pasadena.

At Visalia—For Lemon Cove, Redbank, Woodlake.

COAST LINE—SAN FRANCISCO, OAKLAND, SAN JOSE

TRES PINOS, CASA DEL REY, SANTA CRUZ, DEL MONTE, PACIFIC GROVE, SALINAS, PASO ROBLES HOT SPRINGS, SAN LUIS OBISPO, SANTA MARIA, LOMPOC, SANTA BARBARA, LOS ANGELES, SAN DIEGO

Train 78—SHORE LINE LIMITED—Train 77
 Observation Parlor Car: San Francisco and Los Angeles.
 Dining Cars: San Francisco to Oxnard; Los Angeles to San Jose.
 Smoker and Coaches: San Francisco and Los Angeles. Transportation: All classes.

Train 76—LARK—Train 75
 Club Car: San Francisco and Los Angeles.
 Standard Sleepers and Observation Sleeper: San Francisco and Los Angeles. (S.-D.-C.)
 Dining Car: San Francisco and Los Angeles. (Breakfast only.)
 Transportation: Railroad tickets only in connection with Sleeping Car tickets. Passengers not carried locally between San Francisco and Salinas or Santa Barbara and Los Angeles.

Train 102—SUNSET LIMITED—Train 101
 Observation Sleeper, Standard Sleepers, Dining Car: San Francisco, Los Angeles and New Orleans.
 Tourist Sleeper: San Francisco, New Orleans and Washington, D. C.
 Parlor Car: San Francisco and San Luis Obispo.
 Transportation: Railroad Tickets only, in connection with Sleeping Car or Parlor Car Tickets.

Train 110—SUNSET EXPRESS—Train 109
 Standard Sleepers, Tourist Sleepers, Chair Cars: San Francisco and New Orleans.
 Dining Car: San Francisco to New Orleans; New Orleans to Los Angeles, Bakersfield to Oakland Pier. Transportation: All classes.

Train 28—DEL MONTE EXPRESS—Train 27
 Observation Parlor Car: San Francisco and Pacific Grove.
 Smoker, Chair Car: San Francisco and Pacific Grove.

Train 24—SAN LUIS OBISPO PASSENGER—Train 23
 Lunch Cabinet Car: San Francisco and San Luis Obispo.

Train 17—SEASHORE EXPRESS
 Standard Sleepers, Tourist Sleeper, Chair Cars: Los Angeles to San Francisco. (S.-D.)
 Dining: Los Angeles to San Francisco. Transportation: All classes.

Train 32—SANTA BARBARA—LOS ANGELES PASSENGER—Train 33
 Parlor Car, Chair Cars: Santa Barbara and Los Angeles.

58 Daily		44 Daily		110 Daily		76 Daily		102 Daily		24-84 Daily		24 Daily		78 Daily		32 Daily		Mls	
7 25	4 10	8 15	8 00	5 00	2 00	9 00	9 00	8 00	6 00	6 34	16	Lv San Francisco (Third St.)	Ar	6 20	9 15	9 45	12 35	1 00	23 Daily
7 57	4 46	8 47	8 32	5 12	2 31	9 29	9 29	8 15	6 34	16	Lv Burlingame	Ar	6 20	9 15	9 45	12 35	1 00	23 Daily	31 Daily
8 01	4 51	8 52	8 37	5 17	2 36	9 34	9 34	8 20	6 39	18	Lv San Mateo	Ar	6 20	9 15	9 45	12 35	1 00	23 Daily	31 Daily
8 15	5 07	9 04	8 49	5 31	2 41	9 48	9 48	8 34	6 43	20	Lv Redwood City (County Seat)	Ar	6 20	9 15	9 45	12 35	1 00	23 Daily	31 Daily
8 25	5 13	9 12	8 57	5 41	2 46	9 54	9 54	8 39	6 48	22	Lv Menlo Park	Ar	6 20	9 15	9 45	12 35	1 00	23 Daily	31 Daily
8 29	5 17	9 16	9 01	5 45	2 51	10 00	10 00	8 43	6 53	24	Lv Palo Alto (Stanford University)	Ar	6 20	9 15	9 45	12 35	1 00	23 Daily	31 Daily
8 52	5 52	9 52	9 37	6 15	3 15	10 30	10 30	9 03	7 13	32	Lv Mayfield	Ar	6 20	9 15	9 45	12 35	1 00	23 Daily	31 Daily
9 00	6 00	10 00	9 45	6 29	3 24	10 40	10 40	9 13	7 23	34	Lv Santa Clara	Ar	6 20	9 15	9 45	12 35	1 00	23 Daily	31 Daily
											47	Lv San Jose (County Seat)	Ar	6 20	9 15	9 45	12 35	1 00	23 Daily
												Ar San Francisco (Mkt. St.)	Ar	6 20	9 15	9 45	12 35	1 00	23 Daily
												Lv Oakland Pier	Ar	6 20	9 15	9 45	12 35	1 00	23 Daily
												Lv Oakland (1st St.)	Ar	6 20	9 15	9 45	12 35	1 00	23 Daily
												Lv Berkeley	Ar	6 20	9 15	9 45	12 35	1 00	23 Daily
												Lv Alameda	Ar	6 20	9 15	9 45	12 35	1 00	23 Daily
												Lv Fruitvale	Ar	6 20	9 15	9 45	12 35	1 00	23 Daily
												Lv Santa Clara	Ar	6 20	9 15	9 45	12 35	1 00	23 Daily
												Ar San Jose	Ar	6 20	9 15	9 45	12 35	1 00	23 Daily
												Lv Sacramento	Ar	6 20	9 15	9 45	12 35	1 00	23 Daily
												Lv Stockton	Ar	6 20	9 15	9 45	12 35	1 00	23 Daily
												Lv Tracy	Ar	6 20	9 15	9 45	12 35	1 00	23 Daily
												Lv Niles	Ar	6 20	9 15	9 45	12 35	1 00	23 Daily
												Ar San Jose	Ar	6 20	9 15	9 45	12 35	1 00	23 Daily
												Lv Bakersfield	Ar	6 20	9 15	9 45	12 35	1 00	23 Daily
												Lv Porterville	Ar	6 20	9 15	9 45	12 35	1 00	23 Daily
												Lv Fresno	Ar	6 20	9 15	9 45	12 35	1 00	23 Daily
												Lv Tracy	Ar	6 20	9 15	9 45	12 35	1 00	23 Daily
												Ar San Jose	Ar	6 20	9 15	9 45	12 35	1 00	23 Daily
												Lv San Jose (Lick Observatory)	Ar	6 20	9 15	9 45	12 35	1 00	23 Daily
												Lv Edenvale	Ar	6 20	9 15	9 45	12 35	1 00	23 Daily
												Lv Coyote	Ar	6 20	9 15	9 45	12 35	1 00	23 Daily
												Lv Madrone	Ar	6 20	9 15	9 45	12 35	1 00	23 Daily
												Lv Morganhill	Ar	6 20	9 15	9 45	12 35	1 00	23 Daily
												Lv Tennant	Ar	6 20	9 15	9 45	12 35	1 00	23 Daily
												Lv San Martin	Ar	6 20	9 15	9 45	12 35	1 00	23 Daily
												Lv Rucker	Ar	6 20	9 15	9 45	12 35	1 00	23 Daily
												Ar Gilroy	Ar	6 20	9 15	9 45	12 35	1 00	23 Daily
												Lv Gilroy	Ar	6 20	9 15	9 45	12 35	1 00	23 Daily
												Ar Hollister (County Seat)	Ar	6 20	9 15	9 45	12 35	1 00	23 Daily
												Ar Tres Pinos	Ar	6 20	9 15	9 45	12 35	1 00	23 Daily
												Lv Gilroy	Ar	6 20	9 15	9 45	12 35	1 00	23 Daily
												Lv Sargent (Mission San Juan)	Ar	6 20	9 15	9 45	12 35	1 00	23 Daily
												Lv Chittenden	Ar	6 20	9 15	9 45	12 35	1 00	23 Daily
												Lv Armas	Ar	6 20	9 15	9 45	12 35	1 00	23 Daily
												Ar Watsonville Junction (Pajaro Valley)	Ar	6 20	9 15	9 45	12 35	1 00	23 Daily
												Lv Watsonville Junction	Ar	6 20	9 15	9 45	12 35	1 00	23 Daily
												Lv Watsonville	Ar	6 20	9 15	9 45	12 35	1 00	23 Daily
												Lv Ellicott	Ar	6 20	9 15	9 45	12 35	1 00	23 Daily
												Lv Aptos	Ar	6 20	9 15	9 45	12 35	1 00	23 Daily
												Lv New Brighton	Ar	6 20	9 15	9 45	12 35	1 00	23 Daily
												Lv Capitola (Bathing Beach)	Ar	6 20	9 15	9 45	12 35	1 00	23 Daily
												Lv Twin Lakes	Ar	6 20	9 15	9 45	12 35	1 00	23 Daily
												Lv Seabright	Ar	6 20	9 15	9 45	12 35	1 00	23 Daily
												Lv Casa Del Rey (Bathing Beach)	Ar	6 20	9 15	9 45	12 35	1 00	23 Daily
												Ar Santa Cruz (County Seat)	Ar	6 20	9 15	9 45	12 35	1 00	23 Daily
												Lv Watsonville Junction	Ar	6 20	9 15	9 45	12 35	1 00	23 Daily
												Lv Elkhorn	Ar	6 20	9 15	9 45	12 35	1 00	23 Daily
												Lv Del Monte Junction (Moss Landing)	Ar	6 20	9 15	9 45	12 35	1 00	23 Daily
												Lv Del Monte Junction	Ar	6 20	9 15	9 45	12 35	1 00	23 Daily
												Lv Del Monte	Ar	6 20	9 15	9 45	12 35	1 00	23 Daily
												Lv Monterey (Old Calif.)	Ar	6 20	9 15	9 45	12 35	1 00	23 Daily
												Ar Pacific Grove Capital	Ar	6 20	9 15	9 45	12 35	1 00	23 Daily
												Ar Asilomar	Ar	6 20	9 15	9 45	12 35	1 00	23 Daily

SAN JOSE AND NEW ALMADEN	
Lv West San Jose	10 05
Lv Campbell	10 16
Lv New Almaden	11 00
Lv New Almaden	11 10
Lv Lick	11 55
Lv San Jose (Market St.)	12 15

Table 5 PACIFIC COAST RY.	
Lv Port San Luis	0
Ar San Luis Obispo	1 10
Lv San Luis Obispo	5 50
Ar Orcutt	8 20
Ar Los Olivos	76
Lv Los Olivos	10 35
Lv Orcutt	12 31
Ar San Luis Obispo	10 50
Lv San Luis Obispo	11 20
Ar Port San Luis	12 01

Table 6	
Stages leave Monterey for Carmel (5 miles) *8.20 a.m., *11.55 a.m., *3.20 p.m., *6.00 p.m., arrive Monterey from Carmel, *7.50 a.m., *9.50 a.m., *11.20 a.m., *2.50 p.m., *5.05 p.m., *5.20 p.m.	

Table 7 SURF—LOMPOC	
Lv Surf	0
Ar Baroda	1 40
Ar Baroda	5
Ar Lompoc	8 05
Lv Lompoc	10
Lv Baroda	12 50
Lv Baroda	1 40
Ar Surf	6 45

SANTA CRUZ—DAVENPORT	
Lv Santa Cruz	6 50
Ar Davenport	7 20
Lv Davenport	7 50
Ar Santa Cruz	8 20

9 00		12 15		8 20		5 45		1 16		11 10		106		15		6 24		8 50		9 30		12 17		3 40		7 20		
9 25	12 35	8 33	5 20	1 16	11 10	106	15	6 24	8 50	9 30	12 17	3 40	7 20	Lv Del Monte Junction	Ar	4 3	5 05	6 24	8 50	9 30	12 17	3 40	7 20	Lv Santa Maria	Ar	2 13	2 55	
12 55	1 05			2 01	2 16	114	43	4 50	8 25	9 15	12 05	3 15	7 04	Ar Salinas (County Seat)	Ar	101	4 27		8 25	9 15	12 05	3 15	7 04	Lv Santa Cruz	Ar	1 11	1 45	
1 20	1 30			2 22	2 37	131	127	4 17			11 20	10 50		Lv Chualar	Ar	101	4 27				11 41	10 33	9 15	8 05	Lv Watsonville	Ar	10 50	10 50
2 00	2 10			2 35	2 50	140	180	4 04			10 33	10 17	9 55	Lv Gonzales	Ar	231	3 48				10 17	10 00	9 34	8 25	Lv Ellicott	Ar	10 33	10 33
2 16	2 26			2 51	3 06	160	331	3 30			10 17	10 00	9 34	Lv Soledad	Ar	395	3 13				10 17	10 00	9 34	8 25	Lv Aptos	Ar	10 17	10 17
2 38	2 48			3 13	3 28	168	452	2 55			10 00	9 34	8 25	Lv Metz	Ar	538	2 27				10 00	9 34	8 25	7 15	Lv New Brighton	Ar	10 00	10 00
2 50	3 00			3 25	3 40	179	522	2 27			9 34	9 12	8 55	Lv San Lucas	Ar	721	1 50				9 34	9 12	8 55	7 45				

SUNSET ROUTE—SAN FRANCISCO, LOS ANGELES, COLTON

IMPERIAL VALLEY, MARICOPA, PHOENIX, APACHE TRAIL, TUCSON, BOWIE, EL PASO, SAN ANTONIO, HOUSTON, GALVESTON
NEW ORLEANS, WASHINGTON, D. C.—SAN DIEGO, KANSAS CITY, ST. LOUIS, CHICAGO

Table 9		Table 10	
46 Daily	106 Daily	Train 102—SUNSET LIMITED—Train 101	
11 00	5 00	No. 102 Mo	* 5 00 Lv San Francisco (Third St.) Sou. Pac. Ar
11 23	5 23	" 102 Tu	6 20 Lv San Jose " " Ar
11 46	5 46	" 102 We	4 20 Lv Santa Barbara " " Ar
12 09	6 09	" 102 Th	7 45 Lv Los Angeles " " Ar
12 32	6 32	" 102 Fr	8 30 Lv Los Angeles " " Ar
12 55	6 55	" 102 Sa	12 01 Lv Tucson " " Ar
1 18	7 18	" 102 Su	8 50 Lv El Paso (M. T.) " " Ar
1 41	7 41	" 101 Mo	3 10 Ar San Antonio (C. T.) " " Ar
2 04	8 04	" 101 Tu	9 25 Ar Houston " " Ar
2 27	8 27	" 101 We	8 00 Ar New Orleans " " Ar
2 50	8 50		
3 13	9 13		
3 36	9 36		
3 59	9 59		
4 22	10 22		
4 45	10 45		
5 08	11 08		
5 31	11 31		
5 54	11 54		
6 17	12 17		
6 40	12 40		
7 03	1 03		
7 26	1 26		
7 49	1 49		
8 12	2 12		
8 35	2 35		
8 58	2 58		
9 21	3 21		
9 44	3 44		
10 07	4 07		
10 30	4 30		
10 53	4 53		
11 16	5 16		
11 39	5 39		
12 02	6 02		
12 25	6 25		
12 48	6 48		
1 11	7 11		
1 34	7 34		
1 57	7 57		
2 20	8 20		
2 43	8 43		
3 06	9 06		
3 29	9 29		
3 52	9 52		
4 15	10 15		
4 38	10 38		
5 01	11 01		
5 24	11 24		
5 47	11 47		
6 10	12 10		
6 33	12 33		
6 56	12 56		
7 19	1 19		
7 42	1 42		
8 05	2 05		
8 28	2 28		
8 51	2 51		
9 14	3 14		
9 37	3 37		
10 00	4 00		
10 23	4 23		
10 46	4 46		
11 09	5 09		
11 32	5 32		
11 55	5 55		
12 18	6 18		
12 41	6 41		
1 04	7 04		
1 27	7 27		
1 50	7 50		
2 13	8 13		
2 36	8 36		
2 59	8 59		
3 22	9 22		
3 45	9 45		
4 08	10 08		
4 31	10 31		
4 54	10 54		
5 17	11 17		
5 40	11 40		
6 03	12 03		
6 26	12 26		
6 49	12 49		
7 12	1 12		
7 35	1 35		
7 58	1 58		
8 21	2 21		
8 44	2 44		
9 07	3 07		
9 30	3 30		
9 53	3 53		
10 16	4 16		
10 39	4 39		
11 02	5 02		
11 25	5 25		
11 48	5 48		
12 11	6 11		
12 34	6 34		
12 57	6 57		
1 20	7 20		
1 43	7 43		
2 06	8 06		
2 29	8 29		
2 52	8 52		
3 15	9 15		
3 38	9 38		
4 01	10 01		
4 24	10 24		
4 47	10 47		
5 10	11 10		
5 33	11 33		
5 56	11 56		
6 19	12 19		
6 42	12 42		
7 05	1 05		
7 28	1 28		
7 51	1 51		
8 14	2 14		
8 37	2 37		
9 00	3 00		
9 23	3 23		
9 46	3 46		
10 09	4 09		
10 32	4 32		
10 55	4 55		
11 18	5 18		
11 41	5 41		
12 04	6 04		
12 27	6 27		
12 50	6 50		
1 13	7 13		
1 36	7 36		
1 59	7 59		
2 22	8 22		
2 45	8 45		
3 08	9 08		
3 31	9 31		
3 54	9 54		
4 17	10 17		
4 40	10 40		
5 03	11 03		
5 26	11 26		
5 49	11 49		
6 12	12 12		
6 35	12 35		
6 58	12 58		
7 21	1 21		
7 44	1 44		
8 07	2 07		
8 30	2 30		
8 53	2 53		
9 16	3 16		
9 39	3 39		
10 02	4 02		
10 25	4 25		
10 48	4 48		
11 11	5 11		
11 34	5 34		
11 57	5 57		
12 20	6 20		
12 43	6 43		
1 06	7 06		
1 29	7 29		
1 52	7 52		
2 15	8 15		
2 38	8 38		
3 01	9 01		
3 24	9 24		
3 47	9 47		
4 10	10 10		
4 33	10 33		
4 56	10 56		
5 19	11 19		
5 42	11 42		
6 05	12 05		
6 28	12 28		
6 51	12 51		
7 14	1 14		
7 37	1 37		
8 00	2 00		
8 23	2 23		
8 46	2 46		
9 09	3 09		
9 32	3 32		
9 55	3 55		
10 18	4 18		
10 41	4 41		
11 04	5 04		
11 27	5 27		
11 50	5 50		
12 13	6 13		
12 36	6 36		
12 59	6 59		
1 22	7 22		
1 45	7 45		
2 08	8 08		
2 31	8 31		
2 54	8 54		
3 17	9 17		
3 40	9 40		
4 03	10 03		
4 26	10 26		
4 49	10 49		
5 12	11 12		
5 35	11 35		
5 58	11 58		
6 21	12 21		
6 44	12 44		
7 07	1 07		
7 30	1 30		
7 53	1 53		
8 16	2 16		
8 39	2 39		
9 02	3 02		
9 25	3 25		
9 48	3 48		
10 11	4 11		
10 34	4 34		
10 57	4 57		
11 20	5 20		
11 43	5 43		
12 06	6 06		
12 29	6 29		
12 52	6 52		
1 15	7 15		
1 38	7 38		
2 01	8 01		
2 24	8 24		
2 47	8 47		
3 10	9 10		
3 33	9 33		
3 56	9 56		
4 19	10 19		
4 42	10 42		
5 05	11 05		
5 28	11 28		
5 51	11 51		
6 14	12 14		
6 37	12 37		
7 00	12 57		
7 23	1 17		
7 46	1 37		
8 09	1 57		
8 32	2 17		
8 55	2 37		
9 18	2 57		
9 41	3 17		
10 04	3 37		
10 27	3 57		
10 50	4 17		
11 13	4 37		
11 36	4 57		
11 59	5 17		
12 22	5 37		
12 45	5 57		
1 08	6 17		
1 31	6 37		
1 54	6 57		
2 17	7 17		
2 40	7 37		
3 03	7 57		
3 26	8 17		
3 49	8 37		
4 12	8 57		
4 35	9 17		
4 58	9 37		
5 21	9 57		
5 44	10 17		
6 07	10 37		
6 30	10 57		
6 53	11 17		
7 16	11 37		
7 39	11 57		
8 02	12 17		
8 25	12 37		
8 48	12 57		
9 11	1 17		
9 34	1 37		
9 57	1 57		
10 20	2 17		
10 43	2 37		
11 06	2 57		
11 29	3 17		
11 52	3 37		
12 15	3 57		
12 38	4 17		
1 01	4 37		
1 24	4 57		
1 47	5 17		
2 10	5 37		
2 33	5 57		
2 56	6 17		
3 19	6 37		
3 42	6 57		
4 05	7 17		
4 28	7 37		
4 51	7 57		
5 14	8 17		
5 37	8 37		
6 00	8 57		
6 23	9 17		
6 46	9 37		
7 09	9 57		
7 32	10 17		
7 55	10 37		
8 18	10 57		
8 41	11 17		
9 04	11 37		
9 27	11 57		
9 50	12 17		
10 13	12 37		
10 36	12 57		
10 59	1 17		
11 22	1 37		
11 45	1 57		
12 08	2 17		
12 31			

SUNSET ROUTE—SAN FRANCISCO, LOS ANGELES, COLTON

IMPERIAL VALLEY, MARICOPA, PHOENIX, APACHE TRAIL, TUCSON, BOWIE, EL PASO, SAN ANTONIO, HOUSTON, GALVESTON
NEW ORLEANS, WASHINGTON, D. C.—SAN DIEGO, KANSAS CITY, ST. LOUIS, CHICAGO

46 Daily	106 Daily	2 Daily	44 Daily	8-4 Daily	110 Daily	102 Daily	Mis.	Table 9	Elev.	101 Daily	109 Daily	47 Daily	107-105 Daily	1 Daily	45 Daily	3-49 Daily
11 00	5 00	4 30	8 40	10 40	8 15	6 00	0	Lv San Francisco (3rd St.) Ar	1 00	7 50	7 50	7 50	7 50	7 50	7 50	2 10
11 23	5 23	4 54	9 04	11 04	8 30	6 15	0	Lv San Francisco (Mkt. St.) Ar	10 15	10 00	10 00	10 00	10 00	10 00	10 00	7 30
11 46	5 46	5 17	9 27	11 27	8 45	6 30	0	Lv Los Angeles Ar	9 30	8 30	8 30	8 30	8 30	8 30	8 30	1 10
12 09	6 09	5 40	9 50	11 50	9 00	6 45	0	Lv Los Angeles (Ar) Ar	103	9 30	9 30	9 30	9 30	9 30	9 30	1 45
12 32	6 32	6 03	10 13	12 13	9 15	7 00	0	Lv Shorb Ar	459	8 06	8 06	8 06	8 06	8 06	8 06	2 10
12 55	6 55	6 26	10 36	12 36	9 30	7 15	0	Lv Pasadena, P. E. Ry. Ar	826	9 35	9 35	9 35	9 35	9 35	9 35	2 45
1 18	7 18	6 49	10 59	12 59	9 45	7 30	0	Lv Shorb Ar	459	8 10	8 10	8 10	8 10	8 10	8 10	3 15
1 41	7 41	7 12	11 22	13 22	10 00	7 45	0	Lv Alhambra Ar	456	8 06	8 06	8 06	8 06	8 06	8 06	3 50
2 04	8 04	7 35	11 45	13 45	10 15	8 00	0	Lv San Gabriel Ar	407	8 06	8 06	8 06	8 06	8 06	8 06	4 25
2 27	8 27	7 58	12 08	14 08	10 30	8 15	0	Lv El Monte Ar	284	8 06	8 06	8 06	8 06	8 06	8 06	5 00
2 50	8 50	8 21	12 31	14 31	10 45	8 30	0	Lv Bassett Ar	286	8 06	8 06	8 06	8 06	8 06	8 06	5 35
3 13	9 13	8 44	12 54	14 54	11 00	8 45	0	Lv Arroyo Ar	320	8 06	8 06	8 06	8 06	8 06	8 06	6 10
3 36	9 36	9 07	13 17	15 17	11 15	9 00	0	Lv Walnut Ar	514	8 06	8 06	8 06	8 06	8 06	8 06	6 45
3 59	9 59	9 30	13 40	15 40	11 30	9 15	0	Lv Spadra Ar	514	8 06	8 06	8 06	8 06	8 06	8 06	7 20
4 22	10 22	9 53	14 03	16 03	11 45	9 30	0	Lv Pomona Ar	853	8 06	8 06	8 06	8 06	8 06	8 06	7 55
4 45	10 45	10 16	14 26	16 26	12 00	9 45	0	Lv Chino Ar	713	8 06	8 06	8 06	8 06	8 06	8 06	8 30
5 08	11 08	10 39	14 49	16 49	12 15	10 00	0	Lv Redlands Ar	1194	8 06	8 06	8 06	8 06	8 06	8 06	9 05
5 31	11 31	11 02	15 12	17 12	12 30	10 15	0	Lv Ontario Ar	980	8 06	8 06	8 06	8 06	8 06	8 06	9 40
5 54	11 54	11 25	15 35	17 35	12 45	10 30	0	Lv Guasti Ar	950	8 06	8 06	8 06	8 06	8 06	8 06	10 15
6 17	12 17	11 48	15 58	17 58	13 00	10 45	0	Lv Arroyo Ar	523	8 06	8 06	8 06	8 06	8 06	8 06	10 50
6 40	12 40	12 11	16 18	18 18	13 15	11 00	0	Lv Declez Ar	520	8 06	8 06	8 06	8 06	8 06	8 06	11 25
7 03	13 03	12 34	16 38	18 38	13 30	11 15	0	Lv Bloomington Ar	1083	8 06	8 06	8 06	8 06	8 06	8 06	12 00
7 26	13 26	12 57	16 58	18 58	13 45	11 30	0	Lv Colton Ar	978	8 06	8 06	8 06	8 06	8 06	8 06	12 35
7 49	13 49	13 20	17 18	19 18	14 00	11 45	0	Lv Colton, P. E. Ry. Ar	978	8 06	8 06	8 06	8 06	8 06	8 06	13 10
8 12	14 12	13 43	17 38	19 38	14 15	12 00	0	Lv Riverside Ar	858	8 06	8 06	8 06	8 06	8 06	8 06	13 45
8 35	14 35	14 06	17 58	19 58	14 30	12 15	0	Lv Colton, P. E. Ry. Ar	978	8 06	8 06	8 06	8 06	8 06	8 06	14 20
8 58	14 58	14 29	18 18	20 18	14 45	12 30	0	Lv San Bernardino Ar	1029	8 06	8 06	8 06	8 06	8 06	8 06	14 55
9 21	15 21	14 52	18 38	20 38	15 00	12 45	0	Lv Redlands Ar	1434	8 06	8 06	8 06	8 06	8 06	8 06	15 30
9 44	15 44	15 15	18 58	20 58	15 15	13 00	0	Lv Colton Ar	963	8 06	8 06	8 06	8 06	8 06	8 06	16 05
10 07	16 07	15 38	19 18	21 18	15 30	13 15	0	Lv Loma Linda Ar	1256	8 06	8 06	8 06	8 06	8 06	8 06	16 40
10 30	16 30	16 01	19 38	21 38	15 45	13 30	0	Lv Redlands Junction Ar	1194	8 06	8 06	8 06	8 06	8 06	8 06	17 15
10 53	16 53	16 24	19 58	21 58	16 00	13 45	0	Lv El Cerrito Ar	1870	8 06	8 06	8 06	8 06	8 06	8 06	17 50
11 16	17 16	16 47	20 18	22 18	16 15	14 00	0	Lv Beaumont Ar	2558	8 06	8 06	8 06	8 06	8 06	8 06	18 25
11 39	17 39	17 10	20 38	22 38	16 30	14 15	0	Lv Banning Ar	558	8 06	8 06	8 06	8 06	8 06	8 06	19 00
12 02	18 02	17 33	20 58	22 58	16 45	14 30	0	Lv Cabazon Ar	1751	8 06	8 06	8 06	8 06	8 06	8 06	19 35
12 25	18 25	17 56	21 18	23 18	17 00	14 45	0	Lv Whitewater Ar	1125	8 06	8 06	8 06	8 06	8 06	8 06	20 10
12 48	18 48	18 19	21 38	23 38	17 15	15 00	0	Lv Palm Springs Ar	676	8 06	8 06	8 06	8 06	8 06	8 06	20 45
1 11	19 11	18 42	21 58	23 58	17 30	15 15	0	Lv Edom Ar	259	8 06	8 06	8 06	8 06	8 06	8 06	21 20
1 34	19 34	19 05	22 18	24 18	17 45	15 30	0	Lv Indio Ar	22	8 06	8 06	8 06	8 06	8 06	8 06	21 55
1 57	19 57	19 28	22 38	24 38	18 00	15 45	0	Lv Coachella Ar	76	8 06	8 06	8 06	8 06	8 06	8 06	22 30
2 20	20 20	19 51	22 58	24 58	18 15	16 00	0	Lv Thermal Ar	1122	8 06	8 06	8 06	8 06	8 06	8 06	23 05
2 43	20 43	20 14	23 18	25 18	18 30	16 15	0	Lv Mecca Ar	1197	8 06	8 06	8 06	8 06	8 06	8 06	23 40
3 06	21 06	20 37	23 38	25 38	18 45	16 30	0	Lv Salton Ar	1264	8 06	8 06	8 06	8 06	8 06	8 06	24 15
3 29	21 29	21 00	23 58	25 58	19 00	16 45	0	Lv Niland Ar	1130	8 06	8 06	8 06	8 06	8 06	8 06	24 50
3 52	21 52	21 23	24 18	26 18	19 15	17 00	0	Lv Niland Ar	1130	8 06	8 06	8 06	8 06	8 06	8 06	25 25
4 15	22 15	21 46	24 38	26 38	19 30	17 15	0	Lv Niland Ar	1130	8 06	8 06	8 06	8 06	8 06	8 06	26 00
4 38	22 38	22 09	24 58	26 58	19 45	17 30	0	Lv Niland Ar	1130	8 06	8 06	8 06	8 06	8 06	8 06	26 35
5 01	23 01	22 32	25 18	27 18	20 00	17 45	0	Lv Niland Ar	1130	8 06	8 06	8 06	8 06	8 06	8 06	27 10
5 24	23 24	22 55	25 38	27 38	20 15	18 00	0	Lv Niland Ar	1130	8 06	8 06	8 06	8 06	8 06	8 06	27 45
5 47	23 47	23 18	25 58	27 58	20 30	18 15	0	Lv Niland Ar	1130	8 06	8 06	8 06	8 06	8 06	8 06	28 20
6 10	24 10	23 41	26 18	28 18	20 45	18 30	0	Lv Niland Ar	1130	8 06	8 06	8 06	8 06	8 06	8 06	28 55
6 33	24 33	24 04	26 38	28 38	21 00	18 45	0	Lv Niland Ar	1130	8 06	8 06	8 06	8 06	8 06	8 06	29 30
6 56	24 56	24 27	26 58	28 58	21 15	19 00	0	Lv Niland Ar	1130	8 06	8 06	8 06	8 06	8 06	8 06	30 05
7 19	25 19	24 50	27 18	29 18	21 30	19 15	0	Lv Niland Ar	1130	8 06	8 06	8 06	8 06	8 06	8 06	30 40
7 42	25 42	25 13	27 38	29 38	21 45	19 30	0	Lv Niland Ar	1130	8 06	8 06	8 06	8 06	8 06	8 06	31 15
8 05	26 05	25 36	27 58	29 58	22 00	19 45	0	Lv Niland Ar	1130	8 06	8 06	8 06	8 06	8 06	8 06	31 50
8 28	26 28	25 59	28 18	30 18	22 15	20 00	0	Lv Niland Ar	1130	8 06	8 06	8 06	8 06	8 06	8 06	32 25
8 51	26 51	26 22	28 38	30 38	22 30	20 15	0	Lv Niland Ar	1130	8 06	8 06	8 06	8 06	8 06	8 06	33 00
9 14	27 14	26 45	28 58	30 58	22 45	20 30	0	Lv Niland Ar	1130	8 06	8 06	8 06	8 06	8 06	8 06	33 35
9 37	27 37	27 08	29 18	31 18	23 00	20 45	0	Lv Niland Ar	1130	8 06	8 06	8 06	8 06	8 06	8 06	34 10
10 00	28 00	27 31	29 38	31 38	23 15	21 00	0	Lv Niland Ar	1130	8 06	8 06	8 06	8 06	8 06	8 06	34 45
10 23	28 23	27 54	29 58	31 58	23 30	21 15	0	Lv Niland Ar	1130	8 06	8 06	8 06	8 06	8 06	8 06	35 20
10 46	28 46	28 17	30 18	32 18	23 45	21 30	0	Lv Niland Ar	1130	8 06	8 06	8 06	8 06	8 06	8 06	35 55
11 09	29 09	28 40	30 38	32 38	24 00	21 45	0	Lv Niland Ar	1130	8 06	8 06	8 06	8 06	8 06	8 06	36 30
11 32	29 32	29 03	30 58	32 58	24 15	22 00	0	Lv Niland Ar	1130	8 06	8 06	8 06	8 06	8 06	8 06	37 05
11 55	29 55	29 26	31 18	33 18	24 30	22 15	0	Lv Niland Ar	1130	8 06	8 06	8 06	8 06	8 06	8 06	37 40
12 18	30 18	29 49	31 38	33 38	24 45	22 30	0	Lv Niland Ar	1							



"GOLDEN STATE LIMITED" AND "CALIFORNIAN"
DUARTE, ANAHEIM, NOGALES, CANANEA—ARIZONA EASTERN RAILROAD,
SOUTHERN PACIFIC R. R. OF MEXICO



GOLDEN STATE ROUTE

Table 14 Train 4—GOLDEN STATE LIMITED—Train 3
Train 2—CALIFORNIAN—Train 1

No. 2	No. 4	STATIONS	No. 3	No. 1
Mo 10 40	Mo 6 00	Lv San Francisco (Mkt. St.) Sou. Pac. Ar	2 10 Fr	8 50 Fr
Mo 11 14	Mo 6 33	Lv Oakland (16th St.) " " Ar	1 33 Fr	8 17 Fr
Mo 7 00	Mo 11 40	Lv Fresno " " " " Ar	5 45 Fr	3 00 Fr
Tu 7 40	Tu 8 50	Lv Los Angeles " " " " Lv	7 30 Th	6 00 Th
Tu 7 15	Tu 7 15	Lv San ta Barbara " " " " Ar	6 00 Th	
Tu 10 45	Tu 10 45	Lv Los Angeles " " " " Lv	2 30 Th	
Tu 11 15	Tu 11 15	Lv Los Angeles " " " " Ar	1 10 Th	10 00 Th
Tu 7 05	Tu 7 05	Lv Yuma (P. T.) " " " " Lv	5 50 Th	1 40 Th
Tu 9 45	Tu 9 45	Lv San Diego " " " " S. D. & A. Ar	3 15 Th	
Tu 3 50	Tu 3 50	Lv El Centro " " " " Sou. Pac. Lv	9 00 Th	
Tu 6 25	Tu 6 25	Lv Yuma (P. T.) " " " " Ar	6 20 Th	
Tu 8 07	Tu 8 07	Lv Yuma (M. T.) " " " " Ar	6 45 Th	2 35 Th
We 3 20	We 3 20	Lv Tucson " " " " " " Ar	11 25 We	5 55 We
We 3 35	We 3 35	Lv Tucson " " " " " " Lv	6 15 We	6 15 We
We 12 35	We 12 35	Lv El Paso (M. T.) " " " " Ar	7 30 We	7 30 We
We 10 15	We 10 15	Lv Tucson " " " " E. P. & S. W. Ar	11 10 We	
We 8 25	We 8 25	Lv El Paso (M. T.) " " " " Ar	1 25 We	
We 8 50	We 8 50	Lv El Paso (M. T.) " " " " Lv	1 05 We	7 00 We
Fr 7 15	Fr 7 15	Lv Kansas City " " " " C. R. I. & P. Lv	9 25 Tu	10 15 Mo
Fr 9 10	Fr 9 10	Lv Kansas City " " " " C. R. I. & P. Ar	7 50 Tu	9 15 Mo
Fr 8 00	Fr 8 00	Lv St. Louis " " " " " " Lv	9 03 Tu	9 45 Mo
Fr 6 30	Fr 6 30	Lv Kansas City " " " " C. R. I. & P. Ar	8 30 Tu	
Fr 9 15	Fr 9 15	Lv Chicago " " " " " " Lv	6 30 Mo	

Train 4—GOLDEN STATE LIMITED—Train 3
Standard Sleepers: Los Angeles and St. Louis; Los Angeles and Chicago (S. D. C.) via S. P., E. P. & S. W., C. R. I. & P.; Los Angeles and Minneapolis. Douglas to Phoenix (No. 3).
Standard Sleeper: Santa Barbara and Chicago (Trains Nos. 30 and 31 north of Los Angeles).
Standard Sleeper: San Diego and Chicago via S. D. & S. A., S. P., E. P. & S. W., C. R. I. & P.
Observation Sleeper: Los Angeles and Chicago (D. C.).
Tourist Sleeper: San Francisco and Chicago (north of Los Angeles on Nos. 8 and 49).
Dining Car: Los Angeles and Chicago.
Transportation: All classes. Trip Passes Not Honored.

Train 2—CALIFORNIAN—Train 1

Standard Sleepers: Los Angeles and St. Louis via S. P., E. P. & S. W., C. R. I. & P.
Standard Sleeper: Phoenix to Douglas (No. 2).
Tourist Sleeper: Los Angeles and Kansas City.
Dining Car: Tucson to Los Angeles; El Paso to Los Angeles.
Coach: Los Angeles and St. Louis. Transportation: All classes.

Table 15
LOS ANGELES AND ANAHEIM

5 20	10 00	Lv Los Angeles	Ar	7 50	1 20
5 42	10 22	Lv Florence	Lv	7 28	12 58
5 54	10 34	Lv Downey	Lv	7 16	12 46
5 58	10 38	Lv Studebaker	Lv	7 11	12 41
6 02	10 42	Lv Norwalk	Lv	7 07	12 37
6 12	10 52	Lv Buena Park	Lv	6 57	12 27
6 17	11 07	Lv Brookhurst	Lv	6 52	12 22
6 30	11 10	Lv West Anaheim	Lv	6 48	12 18
6 35	11 15	Lv Anaheim	Lv	6 45	12 15

Table 16

TUCSON-NOGALES

10*20	0	Lv Tucson	Ar	4 15
11 08	10	Lv Sahuarita	Lv	3 25
11 45	37	Lv Amado	Lv	2 48
12 03	46	Lv Tubac	Lv	2 31
12 25	56	Lv Calabasas	Lv	2 10
12 50	66	Ar Nogales	Lv	* 45

Table 17

BENSON-NOGALES

12 145	0	Lv Benson	Ar	11 50
1 35	19	Ar Fairbank	Lv	10 55
2 05	30	Ar Huachuca	Lv	10 15
3 40	62	Ar Patagonia	Lv	8 40
5 00	88	Ar Nogales	Lv	7 15

Table 18

NOGALES AND CANANEA

Tu 8 00	0	Lv Nogales	Ar	4 50	Mo
Th 11 50	78	Ar Del Rio	Lv	1 15	We
Sa 12 16	87	Ar Cananea	Lv	12 55	Fr

Table 19

CANANEA AND NACO

Tu 1 00	0	Lv Cananea	Ar	12 10	Mo
Th 1 20	9	Ar Del Rio	Ar	11 45	We
Sa 1 20	107	Ar Naco	Lv	10 30	Fr

Table 20

ARIZONA AND NEW MEXICO RY.

11 59	0	Lv Lordsburg (M. T.)	Ar	2 15
11 00	39	Ar Hachita	Lv	1 40
3 15	0	Lv Lordsburg	Ar	11 49
5 21	59	Ar Guthrie	Lv	9 52
6 00	70	Ar Clifton	Lv	9 10
Lv Lordsburg	\$12.30	Ar Clifton	5.10	

Table 21

MORENCI SOUTHERN RY.

3 50	* 8 30	0	Lv Guthrie (M. T.)	Ar	* 8 05	2 25
5 35	10 30	18	Ar Morenci	Lv	6 45	12 35

MASCOT & WESTERN R. R.

3 30	0	Lv Wilcox	Ar	1 15
4 30	15	Ar Mascot	Lv	12 00

Table 22—ARIZONA EASTERN RAILROAD CO.
MARIKOPIA, TEMPE, PHOENIX

28	24	22	103	Mls.	STATIONS	21	23	25	27
* 9 40	* 10 05	* 7 45	0		Lv Maricopa (M. T.)	Ar	5 40	7 40	12 10
* 6 27	10 25	10 53	8 34	27	Ar Tempe	Lv	4 58	6 46	11 00
6 50	10 45	11 10	9 00	35	Ar Phoenix	Lv	* 4 40	* 6 25	* 10 00

PHOENIX, CHANDLER, RAY, WINKELMAN, CHRISTMAS

41-Mo We-Fr	27 Daily	Mls.	STATIONS	Elev.	28 Daily	42-Mo We-Fr	
7 00	10 00	0	Lv Phoenix (M. T.)	Ar	1082	6 50	12 30
7 55	10 26	8	Lv Tempe	Lv	1158	6 27	12 05
f 8 05	f 10 32	12	Lv Frankenburg	Lv	1237	f 6 14	
8 30	10 48	15	Lv Mesa	Lv	1273	f 6 08	10 48
f 8 32	f 16	16	Lv McQueen	Lv	1258		
8 35	17	17	Ar Chandler Junction	Lv	1272		10 38
8 36	17	17	Lv Chandler Junction	Ar	1272		10 37
f 8 45	19	19	Lv Falta	Lv	1275		f 10 30
9 00	23	23	Lv Chandler	Lv	1276		10 15
9 22	29	29	Ar Casaba	Lv	1259		9 25
	17	17	Lv Chandler Junction	Ar	1272		
	11 02	21	Lv Gilbert	Lv		f 5 53	
	11 10	25	Lv Highley	Lv		f 5 49	
	11 48	43	Lv Magna	Lv	1338		
	12 10	52	Lv Florence	Lv	1545		4 54
	1 20	81	Ar Ray Junction	Lv	1825		3 52
R. & G. V. R. R.	1 40	0	Lv Ray Junction	Ar		10 15	R. & G. V. R. R.
	2 10	7	Ar Ray	Lv		9 45	R. R.
	2 01	81	Lv Ray Junction	Ar	1825		3 52
	2 01	95	Lv Hayden	Ar	1998		3 04
	2 16	96	Ar Winkelman	Lv	1981		2 57
	2 32	103	Ar Christmas	Lv	2101		2 37

AVONDALE-LITCHFIELD

0	Lv Avondale	Ar	9 00	
8 25	0	Ar Litchfield	Lv	8 45
8 25	0	Lv Avondale	Ar	9 00
8 45	0	Ar Litchfield	Lv	8 45

Table 23

101	19	STATIONS	18	102	
4 29	35	Lv Phoenix (M.T.)	Ar	12 40	
4 47	40	Lv Avondale	Lv	12 30	
4 56	43	Lv Buckeye	Lv	11 26	
5 05	46	Lv Hassayampa	Lv	11 06	
5 10	48	Lv Safford	Lv	11 16	
5 25	55	Lv Thatcher	Lv	11 06	
5 35	62	Lv Pima	Lv	10 56	
5 45	66	Lv Ft. Thomas	Lv	10 47	
5 50	69	Lv Geromino	Lv	10 37	
6 00	73	Lv San Carlos	Lv	10 30	
6 10	76	Lv Rice	Lv	9 11	
6 20	83	Ar Globe	Lv	8 25	
6 50	7 50	0	Ar Globe	Lv	8 30
7 31	8 23	10	Ar Miami	Lv	7 40

Table 24—SOUTHERN PACIFIC R. R. OF MEXICO

No. 12	No. 12-10	STATIONS	No. 9-11	No. 11
Su Th Tu	Sa We Mo	Ar Tucson	Ar	4 15
Su Th Tu	Sa We Mo	Ar Nogales	Lv	1 45
Su Th Tu	Sa We Mo	Ar Nogales	Lv	1 45
Mo Fr We	Su Th Tu	Ar Guaymas	Lv	6 45
Mo Fr We	Su Th Tu	Ar Guaymas	Lv	6 00
Mo Fr We	Su Th Tu	Ar Guaymas	Lv	7 30
Mo Fr We	Su Th Tu	Ar San Blas	Lv	5 00
Tu Sa Th	Sa We Mo	Ar San Blas	Lv	4 30
Tu Sa Th	Sa We Mo	Ar Culiacan	Lv	6 00
Tu Sa Th	Sa We Mo	Ar Culiacan	Lv	5 00
Th Sa	Sa We Mo	Ar Mazatlan	Lv	9 00
Th Sa	Sa We Mo	Ar Mazatlan	Lv	5 00
Th Sa	Sa We Mo	Ar Acaponeta	Lv	9 30
Th Sa	Sa We Mo	Ar Morada	Lv	6 45
Th Sa	Sa We Mo	Ar Ruiz	Lv	5 35

Table 25

TEXAS AND PACIFIC RY.

* 4 15	* 6 00	0	Lv El Paso (M.T.)	Ar	1 45	10 30
7 35	9 30	92	Lv Sierra Blanca	Lv	10 25	7 00
2 40	7 00	613	Ar Fort Worth	Lv	3 30	10 30
4 10	11 10	645	Ar Dallas	Lv	2 05	6 45
10 15		859	Ar Texarkana	Lv	7 50	
2 05		1004	Ar Little Rock	Lv	4 10	
7 30		1330	Ar Memphis	Lv	10 40	
11 30		1349	Ar St. Louis	Lv	6 45	

Table 26

TUCSON, TOMBSTONE, BISBEE, DOUGLAS

* 15 10	* 15 15	Lv Tucson	E. P. & S. W. Ar	5 45	11 25
3 15	12 08	Ar Fairbank	Lv	4 00	9 20
	12 45	Ar Tombstone	Lv	1 00	
3 15	12 08	Lv Fairbank	Lv	4 00	9 20
5 40	1 35	Ar Osborn	Lv	2 45	8 20
6 15	2 05	Ar Bisbee	Lv	2 15	7 40
5 40	1 35	Lv Osborn	Lv	2 45	8 20
6 15	2 05	Ar Douglas	Lv	5 0*	7 35

* Daily. † Daily ex-Sunday. § Sunday only. e—Tues, Thu, Sat. †—Meals. f—Flag stop to receive or discharge passengers. †—Apache Trail Standard Sleeper, El Paso and Los Angeles, via Globe; Leave Los Angeles (No. 102) Sun., Tues., Fri.; Leave El Paso (No. 101) Sun., Tues., Fri. M. T.—Mountain Time

OGDEN, DENVER, KANSAS CITY, ST. LOUIS, BOISE, SPOKANE, POCATELLO, BUTTE CONNECTING LINES, CHICAGO AND NEW YORK

OGDEN, DENVER, TOPEKA, KANSAS CITY, ST. LOUIS Via Union Pacific-Wabash

104	22-102	Mls.	Table 27		Elev	103-21	119-21
.....	1 00	0	Lv San Francisco (Market St.)	Ar	6	10 50	10 50
.....	6 10	782	Ar Ogden (P. T.)	Lv	4301	6 50	6 50
.....	6 40	0	Lv Ogden (M. T.)	Un. Pac.	Ar	4301	7 30
.....	12 15	591	Ar Denver	Lv	5173	8 30	7 30
.....	12 50	591	Lv Denver	Ar	5173	7 30	12 50
.....	11 43	3 27	Lv Limon	Lv	5361	4 40	10 01
.....	12 25	4 05	Lv Hugo	Lv	5034	4 10	9 35
.....	4 48	8 20	Lv Oakley, Kan.	Lv	3044	11 00	4 48
.....	8 00	11 40	Lv Ellis (C. T.)	Lv	2114	8 35	5 25
.....	11 27	3 03	Lv Salina	Lv	1222	6 05	11 46
.....	11 51	3 30	Lv Solomon	Lv	1169	4 27	11 18
.....	12 55	4 40	Lv Junction City	Lv	1075	3 15	10 20
.....	1 41	5 36	Lv Manhattan	Lv	1011	2 15	9 25
.....	3 02	7 16	Lv Topeka	Lv	880	12 40	8 07
.....	3 46	8 03	Ar Lawrence, Kan.	Lv	825	11 52	7 00
.....	1 3 48	9 20	Lv Lawrence	Ar	825	11 25	5 20
.....	6 15	12 30	Ar Leavenworth	Lv	112	11 01	1 57
.....	3 46	8 03	Lv Lawrence, Kan.	Lv	752	11 52	7 20
.....	6 00	9 15	Ar Kansas City, Mo.	Un. Pac.	Lv	748	10 40
.....	10 10	10 00	Lv Kansas City, Mo.	Wab.	Ar	748	7 30
.....	7 00	6 15	Ar St. Louis, Mo.	Lv	480	10 30	9 03

UNION PACIFIC SYSTEM

29-17	31-19	Mls.	Table 28		18-42	6-34	
.....	2 30	12 50	0	Lv Ogden (M. T.)	Ar	3 50	5 45
.....	6 00	5 00	134	Lv Pocatello	Lv	11 20	1 15
.....	9 10	8 10	242	Lv Shoshone	Lv	6 45	10 55
.....	10 35	1 00	294	Lv Glenn's Ferry	Lv	4 55	9 45
.....	2 30	12 35	373	Ar Nampa	Lv	2 25	6 20
.....	3 20	1 45	399	Ar Boise	Lv	12 05	5 25
.....	1 39	1 07	383	Lv Caldwell	Lv	1 52	6 10
.....	5 10	3 25	461	Lv Huntington (P. T.)	Ar	11 51	3 45
.....	6 04	5 07	503	Lv Baker	Lv	10 09	8 45
.....	9 00	7 25	566	Lv La Grande	Lv	8 10	10 55
.....	12 25	10 20	624	Ar Pendleton	Lv	6 00	7 15
.....	7 15	882	Ar Spokane	Lv	7 05	8 40
.....	11 30	10 30	634	Lv Pendleton	Ar	4 40	7 15
.....	4 10	3 50	777	Lv The Dalles	Lv	11 55	1 40
.....	7 30	7 30	865	Ar Portland	Lv	9 00	11 00

OGDEN, PUEBLO, COLORADO SPRINGS, DENVER Via Denver & Rio Grande

6-4	Mls.	Table 29		Elev	3-5		
.....	7 00	0	Lv San Francisco (Market St.)	Ar	6	9 10	
.....	5 10	782	Ar Ogden (P. T.)	Lv	4301	12 30	
.....	6 45	3 20	0	Lv Ogden (M. T.)	D. & R. G.	Ar	4301
.....	7 55	4 25	37	Ar Salt Lake City	Lv	4224	12 40
.....	8 10	4 45	37	Lv Salt Lake City	Ar	4224	12 25
.....	9 27	6 00	81	Lv Provo	Lv	4512	11 10
.....	9 40	86	Lv Springville	Lv	4555	7 22
.....	12 10	133	Lv Colton	Lv	7171	8 40
.....	12 48	148	Lv Castle Gate	Lv	6120	4 05
.....	1 03	9 42	151	Ar Helper	Lv	5840	7 35
.....	1 03	9 42	151	Lv Helper	Ar	5840	7 35
.....	1 22	9 56	158	Lv Price	Lv	5546	7 10
.....	3 15	11 40	223	Lv Green River	Lv	6082	4 55
.....	4 15	12 43	250	Lv Thompsons	Lv	5160	4 10
.....	6 55	3 10	328	Ar Grand Junction	Lv	4583	1 30
.....	11 00	6 25	417	Lv Glenwood Springs	Lv	5758	1 16
.....	4 55	11 15	507	Ar Leadville	Lv	1020	6 00
.....	9 00	4 10	664	Ar Pueblo	Lv	4668	12 20
.....	9 15	4 25	664	Lv Pueblo	Ar	4668	12 05
.....	10 35	6 47	703	Lv Colorado Springs	Lv	5989	10 57
.....	1 16	8 20	778	Ar Denver, Colo.	Lv	5173	8 15

OREGON SHORT LINE

29	41	31	Mls.	Table 30		32	30	42
.....	2 15	8 45	12 50	0	Lv Ogden (M. T.)	Ar	7 05	9 30
.....	5 50	12 10	4 30	114	Lv McComman	Lv	4 00	5 23
.....	7 15	1 45	7 10	134	Lv Pocatello	Lv	3 15	4 40
.....	8 13	2 47	8 05	158	Lv Blackfoot	Lv	2 00	3 45
.....	9 10	3 50	9 05	184	Ar Idaho Falls	Lv	1 10	2 50
.....	3 45	9 35	184	Lv Idaho Falls	Ar	8 45
.....	6 00	11 45	237	Ar Ashton	Lv	6 45
.....	291	Ar West Yellowstone	Lv
.....	9 10	9 05	184	Lv Idaho Falls	Ar	1 10	2 50
.....	12 05	12 18	264	Lv Monida	Lv	10 40	12 18
.....	12 50	12 55	279	Lv Lima	Lv	10 00	11 40
.....	1 40	1 40	302	Lv Red Rock	Lv	8 55	10 37
.....	2 38	2 38	328	Lv Dillon	Lv	7 55	9 40
.....	3 49	3 49	358	Lv Melrose	Lv	6 41	8 33
.....	5 05	5 05	390	Ar Silver Bow	Lv	5 20	7 20
.....	5 25	5 35	397	Ar Butte	Lv	5 00	7 00

Table 31 CHICAGO AND NEW YORK VIA NEW YORK CENTRAL

EASTBOUND						WESTBOUND																	
DAILY	32	Day	E. F.	Day	10-12	Day	DAILY	E. F.	Day	E. F.	Day												
Lv Chicago	2 30	Mo	10 25	Mo	10 30	Mo	Lv New York	8 45	Mo	12 00	Mo												
Ar New York	4 45	Tu	9 21	Tu	3 30	Tu	Ar Chicago	7 40	Tu	1 50	Tu												
<table border="1" style="width: 100%; border-collapse: collapse;"> <tr> <td style="text-align: center;">26</td> <td style="text-align: center;">16</td> <td style="text-align: center;">14-64</td> </tr> <tr> <td style="text-align: center;">E. F.</td> <td style="text-align: center;">Day</td> <td style="text-align: center;">E. F.</td> </tr> </table>						26	16	14-64	E. F.	Day	E. F.	<table border="1" style="width: 100%; border-collapse: collapse;"> <tr> <td style="text-align: center;">25</td> <td style="text-align: center;">19</td> <td style="text-align: center;">23</td> </tr> <tr> <td style="text-align: center;">E. F.</td> <td style="text-align: center;">Day</td> <td style="text-align: center;">Day</td> </tr> </table>						25	19	23	E. F.	Day	Day
26	16	14-64																					
E. F.	Day	E. F.																					
25	19	23																					
E. F.	Day	Day																					
Lv Chicago	12 40	Mo	1 30	Mo	2 15	Mo	Lv New York	2 45	Mo	5 30	Mo												
Ar New York	9 40	Tu	4 00	Tu	7 30	Tu	Ar Chicago	9 45	Tu	4 00	Tu												
<table border="1" style="width: 100%; border-collapse: collapse;"> <tr> <td style="text-align: center;">22</td> <td style="text-align: center;">90-60</td> </tr> <tr> <td style="text-align: center;">E. F.</td> <td style="text-align: center;">Day</td> </tr> </table>						22	90-60	E. F.	Day	<table border="1" style="width: 100%; border-collapse: collapse;"> <tr> <td style="text-align: center;">29</td> <td style="text-align: center;">73-43</td> </tr> <tr> <td style="text-align: center;">E. F.</td> <td style="text-align: center;">Day</td> </tr> </table>						29	73-43	E. F.	Day				
22	90-60																						
E. F.	Day																						
29	73-43																						
E. F.	Day																						
Lv Chicago	5 30	Mo	11 00	Mo	Lv New York	8 00	Mo	12*25	Mo												
Ar New York	5 25	Tu	10 10	Tu	Ar Chicago	9 15	Tu	1 15	Tu												

VIA MICHIGAN CENTRAL

DAILY	8	E. F.	Day	10-162	Day	58	E. F.	Day	DAILY	1	E. F.	Day	41	E. F.	Day	7-13	Day													
Lv Chicago	9 05	Mo	10 30	Mo	3 00	Mo	Lv New York	10 10	Mo	*1 00	Mo	*2 00	Mo													
Ar New York	9 00	Tu	9 30	Tu	6 00	Tu	Ar Chicago	8 25	Tu	12 15	Tu	3 00	Tu													
<table border="1" style="width: 100%; border-collapse: collapse;"> <tr> <td style="text-align: center;">40</td> <td style="text-align: center;">E. F.</td> <td style="text-align: center;">Day</td> <td style="text-align: center;">32</td> <td style="text-align: center;">Day</td> </tr> </table>									40	E. F.	Day	32	Day	<table border="1" style="width: 100%; border-collapse: collapse;"> <tr> <td style="text-align: center;">17</td> <td style="text-align: center;">E. F.</td> <td style="text-align: center;">Day</td> <td style="text-align: center;">23</td> <td style="text-align: center;">Day</td> <td style="text-align: center;">29</td> <td style="text-align: center;">E. F.</td> <td style="text-align: center;">Day</td> </tr> </table>									17	E. F.	Day	23	Day	29	E. F.	Day
40	E. F.	Day	32	Day																										
17	E. F.	Day	23	Day	29	E. F.	Day																							
Lv Chicago	8 00	Mo	12 05	Mo	Lv New York	5 00	Mo	*6 00	Mo	*8 00	Mo													
Ar New York	7 30	Tu	4 45	Tu	Ar Chicago	2 00	Tu	9 05	Tu	9 05	Tu													
<table border="1" style="width: 100%; border-collapse: collapse;"> <tr> <td style="text-align: center;">73-5</td> <td style="text-align: center;">Day</td> </tr> </table>									73-5	Day	<table border="1" style="width: 100%; border-collapse: collapse;"> <tr> <td style="text-align: center;">12*25</td> <td style="text-align: center;">Mo</td> <td style="text-align: center;">7 00</td> <td style="text-align: center;">Tu</td> </tr> </table>									12*25	Mo	7 00	Tu							
73-5	Day																													
12*25	Mo	7 00	Tu																											
Lv Chicago	Lv New York	12*25	Mo													
Ar New York	Ar Chicago	7 00	Tu													

VIA PENNSYLVANIA (FORT WAYNE ROUTE)

DAILY	E. F.	Day	22	E. F.	Day	28	E. F.	Day	DAILY	25	E. F.	Day	E. F.	Day	29	E. F.	Day																		
Lv Chicago	8 45	Mo	10 30	Mo	12 40	Mo	Lv New York	8 04	Mo	11 04	Mo	2 55	Mo																		
Ar New York	9 35	Tu	9 30	Tu	9 40	Tu	Ar Chicago	8 00	Tu	9 00	Tu	9 55	Tu																		
<table border="1" style="width: 100%; border-collapse: collapse;"> <tr> <td style="text-align: center;">108-26</td> <td style="text-align: center;">E. F.</td> <td style="text-align: center;">Day</td> <td style="text-align: center;">108</td> <td style="text-align: center;">E. F.</td> <td style="text-align: center;">Day</td> <td style="text-align: center;">2</td> <td style="text-align: center;">E. F.</td> <td style="text-align: center;">Day</td> </tr> </table>									108-26	E. F.	Day	108	E. F.	Day	2	E. F.	Day	<table border="1" style="width: 100%; border-collapse: collapse;"> <tr> <td style="text-align: center;">53</td> <td style="text-align: center;">E. F.</td> <td style="text-align: center;">Day</td> <td style="text-align: center;">9</td> <td style="text-align: center;">E. F.</td> <td style="text-align: center;">Day</td> <td style="text-align: center;">23</td> <td style="text-align: center;">E. F.</td> <td style="text-align: center;">Day</td> </tr> </table>									53	E. F.	Day	9	E. F.	Day	23	E. F.	Day
108-26	E. F.	Day	108	E. F.	Day	2	E. F.	Day																											
53	E. F.	Day	9	E. F.	Day	23	E. F.	Day																											
Lv Chicago	3 15	Mo	3 15	Mo	5 30	Mo	Lv New York	*4 04	Mo	5 00	Mo	6 04	Mo																		
Ar New York	5 55	Tu	8 00	Tu	5 28	Tu	Ar Chicago	4 55	Tu	4 55	Tu	3 00	Tu																		
<table border="1" style="width: 100%; border-collapse: collapse;"> <tr> <td style="text-align: center;">124</td> <td style="text-align: center;">E. F.</td> <td style="text-align: center;">Day</td> <td style="text-align: center;">136</td> <td style="text-align: center;">Day</td> <td style="text-align: center;">6</td> <td style="text-align: center;">Day</td> </tr> </table>									124	E. F.	Day	136	Day	6	Day	<table border="1" style="width: 100%; border-collapse: collapse;"> <tr> <td style="text-align: center;">9-19</td> <td style="text-align: center;">Day</td> <td style="text-align: center;">19</td> <td style="text-align: center;">E. F.</td> <td style="text-align: center;">Day</td> </tr> </table>									9-19	Day	19	E. F.	Day						
124	E. F.	Day	136	Day	6	Day																													
9-19	Day	19	E. F.	Day																															
Lv Chicago	8 00	Mo	11 30	Mo	12 05	Mo	Lv New York	6 08	Mo	8 35	Mo																		
Ar New York	7 50	Tu	10 10	Tu	7 08	Tu	Ar Chicago	9 30	Tu	9 30	Tu																		

VIA PENNSYLVANIA (PANHANDLE ROUTE)

DAILY	34	Day
-------	----	-----

OGDEN ROUTE—SAN FRANCISCO OAKLAND, SACRAMENTO

TRUCKEE, RENO, GOLDFIELD, SUSANVILLE, LAKEVIEW, ELKO, OGDEN, SALT LAKE CITY, CHEYENNE DENVER, KANSAS CITY, ST. LOUIS, GRAND ISLAND, OMAHA, CHICAGO

Table 34: Train schedules for various routes including Atlantic Express, Pacific Limited, St. Louis Express, Overland Limited, Pacific Limited, S. F. Passenger, St. Louis Express, and Overland Limited.

Train 2—OVERLAND LIMITED—Train 1
Club Car: San Francisco and Chicago.
Standard Sleepers: San Francisco and Chicago via S. P., U. P., C. & N. W. (S. D. C.).

Train 22—ST. LOUIS LIMITED—Train 21
Standard Sleeper: San Francisco and Kansas City via S. P., U. P. (S. D. C.); San Francisco and St. Louis via S. P., U. P., Wab. Observation Sleeper: San Francisco and Ogden (Obs. S.).

Train 18-24—TONOPAH EXPRESS—Train 23-5
Standard Sleeper: San Francisco and Tonopah (Nos. 6-24 and 23-5).
Parlor Car and Coaches: San Francisco and Reno (Nos. 18-24 and 23-17).

Train 20—PACIFIC LIMITED—Train 19
Standard Sleepers: San Francisco and Omaha via S. P., U. P.; San Francisco and Chicago via S. P., U. P., C. M. & St. P. (S. D.).

Train 6—ATLANTIC EXPRESS
Standard Sleepers: San Francisco and Westwood (Nos. 6-28 and 27-5); San Francisco and Tonopah via S. P., T. & G.; (Nos. 6-24 and 23-5) San Francisco and Denver via S. P. and D. & R. G.; Sacramento and Reno (S. D.).

Table 35: Detailed train schedule table with columns for train numbers, destinations, and times.

Table 36: SAN FRANCISCO, TONOPAH, GOLDFIELD. Schedule table for routes between these cities.

Table 37: WABUSKA, MOUND HOUSE. Schedule table for routes between these cities.

Table 38: RENO, HAZEN, FALLON. Schedule table for routes between these cities.

Table 39: SAN FRANCISCO, FERNLEY, WADSWORTH, WENDEL, SUSANVILLE, WESTWOOD. Large schedule table for multiple routes.

Table 40: COBRE, MCGILL, ELY. Schedule table for routes between these cities.

Table 41: RENO, LAWS, OWENYO, KEELER. Schedule table for routes between these cities.

Table 42: VIRGINIA & TRUCKEE RY. Schedule table for routes between these cities.

Table 43: WENDEL, LAKEVIEW. Schedule table for routes between these cities.

Table 44: LAKE TAHOE RY. & TRANS. CO. Schedule table for routes between these cities.

Table 45: NEVADA COUNTY N. G. R. R. Schedule table for routes between these cities.

OREGON SHORT LINE R. R.
NEVADA COUNTY N. G. R. R.
Nos. 2 and 20 will stop at any station Sacramento to Colfax to receive passengers for Ogden and East; Sparks to Ogden for Cheyenne and East.



AND CONNECTIONS

Rand McNally & Co., Chicago.

4-20

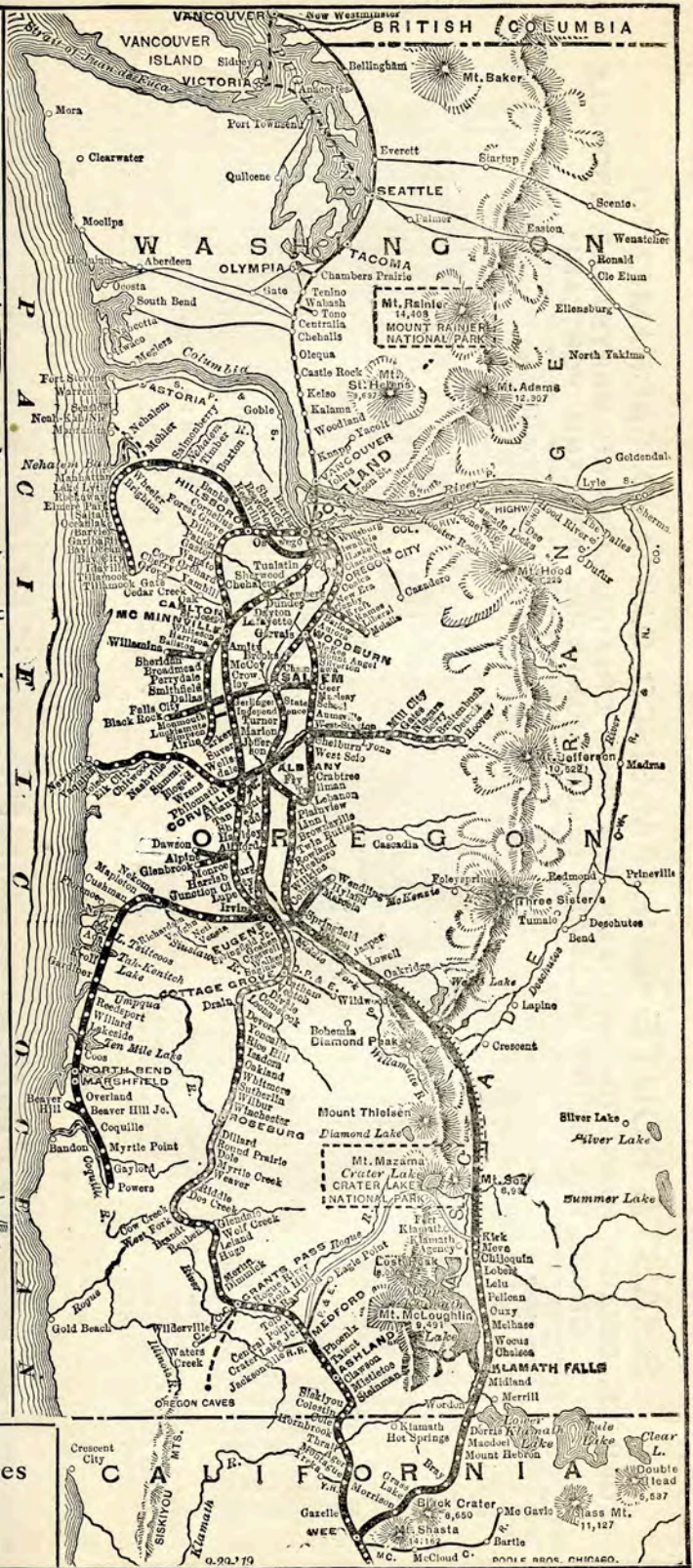
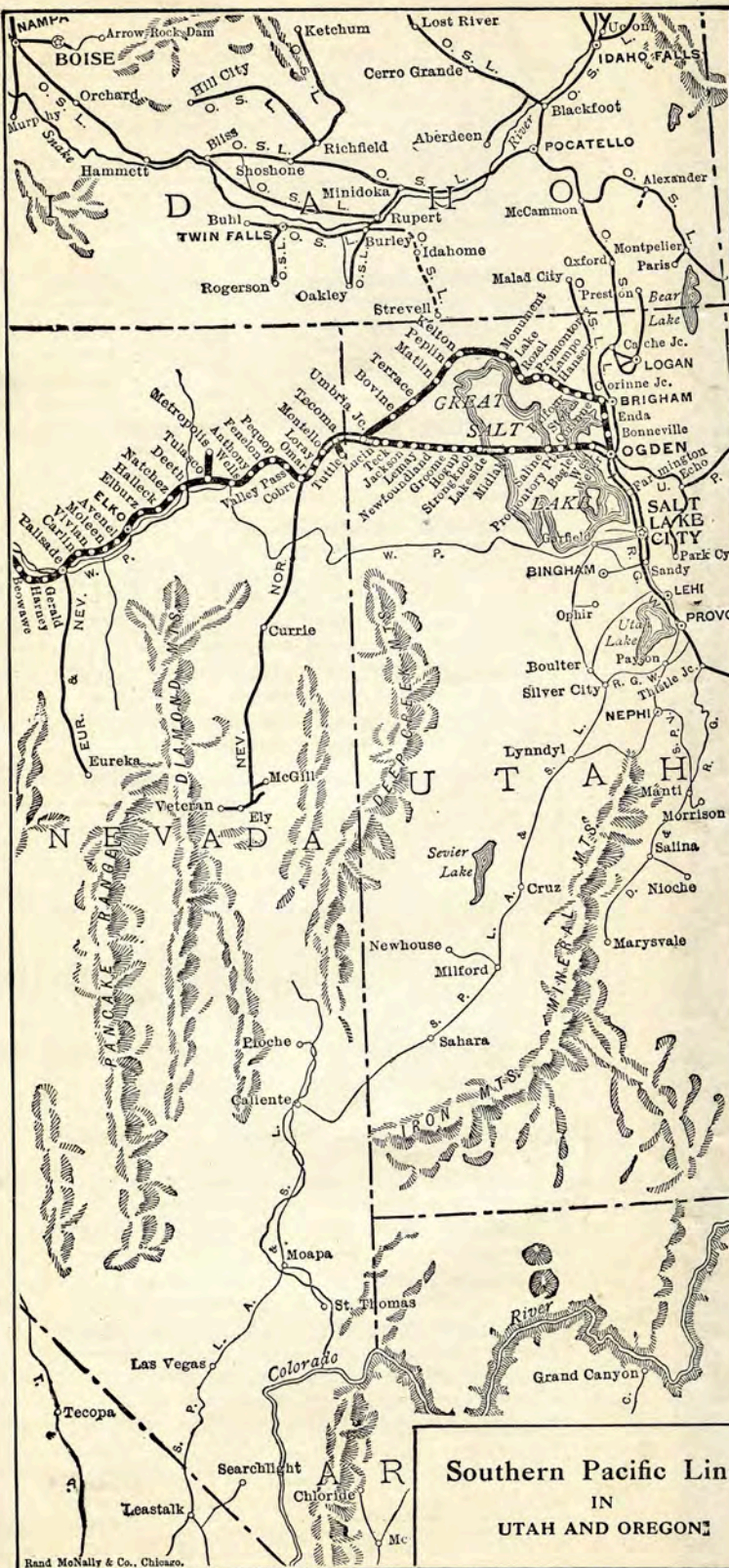
175



Southern Pacific Lines
 IN
 CALIFORNIA AND NEVADA

S. 20

Rand McNally & Co., Chicago



SHASTA ROUTE—SAN FRANCISCO, OAKLAND, SACRAMENTO

GRIMES, COLUSA, HAMILTON, WILLIAMS, WILLOWS, ORLAND, CORNING, MARYSVILLE, OROVILLE CHICO, RED BLUFF, KLAMATH FALLS, MONTAGUE, ASHLAND, PORTLAND

Train 54 OREGONIAN			Train 16 OREGON EXPRESS			Train 12 THE SHASTA			Train 14 PORTLAND EXPRESS			Table 41 S. F. EXPRESS			Train 53 OREGONIAN			Train 15 CALIF. EXPRESS			Train 11 THE SHASTA						
Train 54	Mo	10 20	Train 16	Mo	8 20	Train 12	Mo	4 00	Train 14	Mo	10 20	Ar	San Francisco (Market St.)	Sou. Pac.	Ar	7 30	We	13	Train 53	We	13	Train 15	We	15	Train 11	Tu	11
" 54	Tu	1 45	" 16	Tu	9 05	" 12	Tu	7 10	" 14	Tu	10 57	Ar	Oakland (16th St.)	"	Ar	6 50	We	13	" 53	We	13	" 15	Tu	11	" 11	Tu	11
" 54	Mo	11 03	" 16	Mo	10 00	" 12	Mo	7 10	" 14	Mo	1 35	Ar	Davis	"	Ar	4 07	We	13	" 53	We	13	" 15	Mo	10	" 11	Mo	10
" 54	Tu	1 45	" 16	Tu	12 05	" 12	Tu	7 10	" 14	Tu	2 00	Ar	Sacramento	"	Ar	3 45	We	13	" 53	We	13	" 15	Tu	11	" 11	Tu	11
" 54	Mo	11 03	" 16	Mo	11 30	" 12	Mo	7 10	" 14	Mo	5 15	Ar	Los Angeles	"	Ar	6 05	We	13	" 53	We	13	" 15	Mo	10	" 11	Mo	10
" 54	Tu	1 45	" 16	Tu	12 05	" 12	Tu	7 10	" 14	Tu	8 15	Ar	Bakersfield	"	Ar	6 05	We	13	" 53	We	13	" 15	Tu	11	" 11	Tu	11
" 54	Mo	11 03	" 16	Mo	11 30	" 12	Mo	7 10	" 14	Mo	9 15	Ar	Fresno	"	Ar	1 00	We	13	" 53	We	13	" 15	Mo	10	" 11	Mo	10
" 54	Tu	1 45	" 16	Tu	12 05	" 12	Tu	7 10	" 14	Tu	10 10	Ar	Stockton	"	Ar	8 50	We	13	" 53	We	13	" 15	Tu	11	" 11	Tu	11
" 54	Mo	11 03	" 16	Mo	11 30	" 12	Mo	7 10	" 14	Mo	11 10	Ar	Sacramento	"	Ar	7 00	We	13	" 53	We	13	" 15	Mo	10	" 11	Mo	10
" 54	Tu	1 45	" 16	Tu	12 05	" 12	Tu	7 10	" 14	Tu	12 10	Ar	Sacramento	"	Ar	3 25	We	13	" 53	We	13	" 15	Tu	11	" 11	Tu	11
" 54	Mo	11 03	" 16	Mo	11 30	" 12	Mo	7 10	" 14	Mo	1 10	Ar	Davis	"	Ar	4 45	Tu	13	" 53	We	13	" 15	Mo	10	" 11	Mo	10
" 54	Tu	1 45	" 16	Tu	12 05	" 12	Tu	7 10	" 14	Tu	2 15	Ar	Shasta Springs	"	Ar	4 12	Tu	13	" 53	We	13	" 15	Tu	11	" 11	Tu	11
" 54	Mo	11 03	" 16	Mo	11 30	" 12	Mo	7 10	" 14	Mo	3 20	Ar	Dunsmuir	"	Ar	4 12	Tu	13	" 53	We	13	" 15	Mo	10	" 11	Mo	10
" 54	Tu	1 45	" 16	Tu	12 05	" 12	Tu	7 10	" 14	Tu	4 25	Ar	Ashland	"	Ar	10 05	Tu	13	" 53	We	13	" 15	Tu	11	" 11	Tu	11
" 54	Mo	11 03	" 16	Mo	11 30	" 12	Mo	7 10	" 14	Mo	5 30	Ar	Roseburg	"	Ar	3 10	Tu	13	" 53	We	13	" 15	Mo	10	" 11	Mo	10
" 54	Tu	1 45	" 16	Tu	12 05	" 12	Tu	7 10	" 14	Tu	6 35	Ar	Portland	"	Ar	7 30	Mo	13	" 53	We	13	" 15	Tu	11	" 11	Tu	11
" 54	Mo	11 03	" 16	Mo	11 30	" 12	Mo	7 10	" 14	Mo	7 40	Ar	Portland	"	Ar	4 40	Mo	13	" 53	We	13	" 15	Mo	10	" 11	Mo	10
" 54	Tu	1 45	" 16	Tu	12 05	" 12	Tu	7 10	" 14	Tu	8 45	Ar	Tacoma	"	Ar	11 35	Mo	13	" 53	We	13	" 15	Tu	11	" 11	Tu	11
" 54	Mo	11 03	" 16	Mo	11 30	" 12	Mo	7 10	" 14	Mo	9 50	Ar	Tacoma	"	Ar	11 35	Mo	13	" 53	We	13	" 15	Mo	10	" 11	Mo	10
" 54	Tu	1 45	" 16	Tu	12 05	" 12	Tu	7 10	" 14	Tu	11 00	Ar	Tacoma	"	Ar	11 35	Mo	13	" 53	We	13	" 15	Tu	11	" 11	Tu	11
" 54	Mo	11 03	" 16	Mo	11 30	" 12	Mo	7 10	" 14	Mo	12 05	Ar	Tacoma	"	Ar	11 35	Mo	13	" 53	We	13	" 15	Mo	10	" 11	Mo	10
" 54	Tu	1 45	" 16	Tu	12 05	" 12	Tu	7 10	" 14	Tu	1 10	Ar	Tacoma	"	Ar	11 35	Mo	13	" 53	We	13	" 15	Tu	11	" 11	Tu	11
" 54	Mo	11 03	" 16	Mo	11 30	" 12	Mo	7 10	" 14	Mo	2 15	Ar	Tacoma	"	Ar	11 35	Mo	13	" 53	We	13	" 15	Mo	10	" 11	Mo	10
" 54	Tu	1 45	" 16	Tu	12 05	" 12	Tu	7 10	" 14	Tu	3 20	Ar	Tacoma	"	Ar	11 35	Mo	13	" 53	We	13	" 15	Tu	11	" 11	Tu	11
" 54	Mo	11 03	" 16	Mo	11 30	" 12	Mo	7 10	" 14	Mo	4 25	Ar	Tacoma	"	Ar	11 35	Mo	13	" 53	We	13	" 15	Mo	10	" 11	Mo	10
" 54	Tu	1 45	" 16	Tu	12 05	" 12	Tu	7 10	" 14	Tu	5 30	Ar	Tacoma	"	Ar	11 35	Mo	13	" 53	We	13	" 15	Tu	11	" 11	Tu	11
" 54	Mo	11 03	" 16	Mo	11 30	" 12	Mo	7 10	" 14	Mo	6 35	Ar	Tacoma	"	Ar	11 35	Mo	13	" 53	We	13	" 15	Mo	10	" 11	Mo	10
" 54	Tu	1 45	" 16	Tu	12 05	" 12	Tu	7 10	" 14	Tu	7 40	Ar	Tacoma	"	Ar	11 35	Mo	13	" 53	We	13	" 15	Tu	11	" 11	Tu	11
" 54	Mo	11 03	" 16	Mo	11 30	" 12	Mo	7 10	" 14	Mo	8 45	Ar	Tacoma	"	Ar	11 35	Mo	13	" 53	We	13	" 15	Mo	10	" 11	Mo	10
" 54	Tu	1 45	" 16	Tu	12 05	" 12	Tu	7 10	" 14	Tu	9 50	Ar	Tacoma	"	Ar	11 35	Mo	13	" 53	We	13	" 15	Tu	11	" 11	Tu	11
" 54	Mo	11 03	" 16	Mo	11 30	" 12	Mo	7 10	" 14	Mo	11 00	Ar	Tacoma	"	Ar	11 35	Mo	13	" 53	We	13	" 15	Mo	10	" 11	Mo	10
" 54	Tu	1 45	" 16	Tu	12 05	" 12	Tu	7 10	" 14	Tu	12 05	Ar	Tacoma	"	Ar	11 35	Mo	13	" 53	We	13	" 15	Tu	11	" 11	Tu	11
" 54	Mo	11 03	" 16	Mo	11 30	" 12	Mo	7 10	" 14	Mo	1 10	Ar	Tacoma	"	Ar	11 35	Mo	13	" 53	We	13	" 15	Mo	10	" 11	Mo	10
" 54	Tu	1 45	" 16	Tu	12 05	" 12	Tu	7 10	" 14	Tu	2 15	Ar	Tacoma	"	Ar	11 35	Mo	13	" 53	We	13	" 15	Tu	11	" 11	Tu	11
" 54	Mo	11 03	" 16	Mo	11 30	" 12	Mo	7 10	" 14	Mo	3 20	Ar	Tacoma	"	Ar	11 35	Mo	13	" 53	We	13	" 15	Mo	10	" 11	Mo	10
" 54	Tu	1 45	" 16	Tu	12 05	" 12	Tu	7 10	" 14	Tu	4 25	Ar	Tacoma	"	Ar	11 35	Mo	13	" 53	We	13	" 15	Tu	11	" 11	Tu	11
" 54	Mo	11 03	" 16	Mo	11 30	" 12	Mo	7 10	" 14	Mo	5 30	Ar	Tacoma	"	Ar	11 35	Mo	13	" 53	We	13	" 15	Mo	10	" 11	Mo	10
" 54	Tu	1 45	" 16	Tu	12 05	" 12	Tu	7 10	" 14	Tu	6 35	Ar	Tacoma	"	Ar	11 35	Mo	13	" 53	We	13	" 15	Tu	11	" 11	Tu	11
" 54	Mo	11 03	" 16	Mo	11 30	" 12	Mo	7 10	" 14	Mo	7 40	Ar	Tacoma	"	Ar	11 35	Mo	13	" 53	We	13	" 15	Mo	10	" 11	Mo	10
" 54	Tu	1 45	" 16	Tu	12 05	" 12	Tu	7 10	" 14	Tu	8 45	Ar	Tacoma	"	Ar	11 35	Mo	13	" 53	We	13	" 15	Tu	11	" 11	Tu	11
" 54	Mo	11 03	" 16	Mo	11 30	" 12	Mo	7 10	" 14	Mo	9 50	Ar	Tacoma	"	Ar	11 35	Mo	13	" 53	We	13	" 15	Mo	10	" 11	Mo	10
" 54	Tu	1 45	" 16	Tu	12 05	" 12	Tu	7 10	" 14	Tu	11 00	Ar	Tacoma	"	Ar	11 35	Mo	13	" 53	We	13	" 15	Tu	11	" 11	Tu	11
" 54	Mo	11 03	" 16	Mo	11 30	" 12	Mo	7 10	" 14	Mo	12 05	Ar	Tacoma	"	Ar	11 35	Mo	13	" 53	We	13	" 15	Mo	10	" 11	Mo	10
" 54	Tu	1 45	" 16	Tu	12 05	" 12	Tu	7 10	" 14	Tu	1 10	Ar	Tacoma	"	Ar	11 35	Mo	13	" 53	We	13	" 15	Tu	11	" 11	Tu	11
" 54	Mo	11 03	" 16	Mo	11 30	" 12	Mo	7 10	" 14	Mo	2 15	Ar	Tacoma	"	Ar	11 35	Mo	13	" 53	We	13	" 15	Mo	10	" 11	Mo	10
" 54	Tu	1 45	" 16	Tu	12 05	" 12	Tu	7 10	" 14	Tu	3 20	Ar	Tacoma	"	Ar	11 35	Mo	13	" 53	We	13	" 15	Tu	11	" 11	Tu	11
" 54	Mo	11 03	" 16	Mo	11 30	" 12	Mo	7 10	" 14	Mo	4 25	Ar	Tacoma	"	Ar	11 35	Mo	13	" 53	We	13	" 15	Mo	10	" 11	Mo	10
" 54	Tu	1 45	" 16	Tu	12 05	" 12	Tu	7 10	" 14	Tu	5 30	Ar	Tacoma	"	Ar	11 35	Mo	13	" 53	We	13	" 15	Tu	11	" 11	Tu	11
" 54	Mo	11 03	" 16	Mo	11 30	" 12	Mo	7 10	" 14	Mo	6 35	Ar	Tacoma	"	Ar	11 35	Mo	13	" 53	We	13	" 15	Mo	10	" 11	Mo	10
" 54	Tu	1 45	" 16	Tu	12 05	" 12	Tu	7 10	" 14	Tu	7 40	Ar	Tacoma	"	Ar	11 35	Mo	13	" 53	We	13	" 15	Tu	11	" 11	Tu	11
" 54	Mo	11 03	" 16	Mo	11 30	" 12	Mo	7 10	" 14	Mo	8 45	Ar	Tacoma	"	Ar	11 35	Mo	13	" 53	We	13	" 15	Mo	10	" 11	Mo	10
" 54	Tu	1 45	" 16	Tu	12 05	" 12	Tu	7 10	" 14	Tu	9 50	Ar	Tacoma	"	Ar	11 35	Mo	13	" 53	We	13	" 15	Tu	11	" 11	Tu	11
" 54	Mo	11 03	" 16	Mo	11 30	" 12	Mo	7 10	" 14	Mo	11 00	Ar	Tacoma	"	Ar	11 35	Mo	13	" 53	We	13	" 15	Mo	10	" 11	Mo	10
" 54	Tu	1 45	" 16	Tu	12 05	" 12	Tu	7 10	" 14	Tu	12 05	Ar	Tacoma	"	Ar	11 35	Mo	13	" 53	We	13	" 15	Tu	11	" 11	Tu	11
" 54	Mo	11 03	" 16	Mo	11 30	" 12	Mo	7 10	" 14	Mo	1 10	Ar	Tacoma	"	Ar	11 35	Mo	13	" 53	We	13	" 15	Mo	10	" 11	Mo	10
" 54	Tu	1 45	" 16	Tu	12 05	" 12	Tu	7 10																			

SHASTA ROUTE—SAN FRANCISCO, OAKLAND, SACRAMENTO

ASHLAND, ROSEBURG, EUGENE, ALBANY, CORVALLIS, SALEM, WOODBURN PORTLAND, TACOMA, SEATTLE, VICTORIA, VANCOUVER

		Table 48		Elev		13 Daily		53 Daily		15 Daily		11 Daily			
54 Daily	16 Daily	12 Daily	14 Daily	Mis.	Ar	Ar	Ar	Ar	Ar	Ar	Ar	Ar	Ar	Ar	Ar
10 20	8 20	4 00	10 20	0	Lv San Francisco (Mkt.St.)	Ar	6	7 30	10 10	6 50	10 00				
10 55	8 55	4 30	10 50	4	Lv Oakland Pier	Ar	14	7 00	9 35	6 15	9 35				
11 03	9 03	4 38	10 57	6	Lv Oakland (16th St.)	Ar	12	6 50	9 25	6 05	9 25				
1 45	12 30	7 10	1 35	76	Lv Davis	Ar	33	4 07	6 40	6 45	6 45				
4 40	6 13	8 55	2 20	89	Lv Sacramento	Ar	30	3 25	7 05	2 55	8 15				
5 00	6 35	9 10	2 29	89	Ar Ashland	Lv	1860	10 05	4 40	11 30	5 15				
6 30	6 47	9 39	2 36	429	Lv Ashland (Mineral Springs)	Ar	1860	9 45	4 20	11 15	5 00				
	6 52		2 43	435	Lv Talent	Lv	1651		4 03						
	6 57		2 50	437	Lv Phoenix	Lv	1565	9 05	3 40	10 35	4 25				
	7 07		2 57	442	Lv Medford	Ar	1368	8 42	3 20						
	7 16		3 04	446	Lv Central Point (Mt. McLaughlin)	Lv	1268	8 31	3 06						
	7 25		3 11	450	Lv Tolo	Lv									
	7 40		3 18	451	Lv Raygold	Lv	1109	8 16	2 48	9 50					
	7 55		3 25	457	Lv Gold Hill (Rogue River)	Lv	995	8 00	2 30						
6 35	8 20	10 38	3 32	465	Lv Rogue River	Lv	933	7 45	2 10	9 15	3 18				
	8 43		3 39	474	Lv Grants Pass (Oregon Caves)	Lv	905	7 10	1 39						
	8 58		3 46	482	Lv Merlin	Lv	1284	6 58	1 27						
	9 18		3 53	487	Lv Hugo	Lv	1187	6 38	1 07						
	9 33		4 00	494	Lv Leland	Lv	1289	6 19	12 45	7 46					
8 05	10 05		4 07	502	Lv Wolf Creek (Horseshoe Curve)	Lv	1411	6 00	12 25	7 26					
	10 20		4 14	508	Lv Glendale	Lv	1289								
	10 12		4 21	512	Lv Reuben	Lv	1346								
	10 27		4 28	516	Lv Brandt	Lv	1182								
	10 42		4 35	522	Lv West Fork (Cow Creek Canyon)	Lv	1019								
	11 31		4 42	540	Lv Cornutt	Lv	716								
	11 41		4 49	544	Lv Riddle	Lv	703	4 16	10 25	5 44					
	11 56		4 56	550	Lv Myrtle Creek (Umpqua River)	Lv	607	4 02	10 20	5 29					
	12 07		5 03	555	Lv Dole	Lv	567		10 14	5 17					
18 Daily	12 27		5 10	558	Lv Round Prairie	Lv	546		10 06	5 08					
7 35	12 55	2 35	5 17	562	Lv Dillard	Lv	516		9 57	4 58					
7 47	1 10	2 40	5 24	573	Ar Roseburg (Soldiers' Home)	Ar	457	3 10	9 30	4 30	11 05				
7 56	1 15		5 31	573	Lv Roseburg	Lv	457	2 55	9 10	4 10	11 00				
8 10	1 40		5 38	578	Lv Winchester	Lv	457		8 56						
8 20	1 55		5 45	586	Lv Wilbur	Lv	463		8 45						
8 34	2 06		5 52	596	Lv Sutherland	Lv	517	2 13	8 23	3 47					
8 39	2 36		6 00	589	Lv Oakland	Lv	424	2 06	8 20	3 32					
8 54	2 52		6 07	595	Lv Isadora	Lv	560		8 05						
9 09	3 26		6 14	597	Lv Rice Hill	Lv	712		7 43	2 53					
9 15	3 57		6 21	604	Lv Yoncalla	Lv	352		7 30	2 41					
9 22	4 11		6 28	609	Lv Drain	Lv	232	1 21	7 16	2 27					
9 25	4 26		6 35	612	Lv Leona	Lv	321		7 03	2 13					
9 29	4 41		6 42	615	Lv Anlauf	Lv	372		6 41	1 48					
9 35	4 56		6 49	618	Lv Comstock	Lv	446		6 20						
9 41	5 11		6 56	627	Ar Cottage Grove	Ar	640	12 38	6 00						
9 45	5 26		7 03	629	Lv Saguinaw	Lv	606		5 58						
9 51	5 41		7 10	631	Lv Walker	Lv	597		5 46						
9 55	5 56		7 17	636	Lv Creswell	Lv	539	12 18	5 34						
10 00	6 11		7 24	641	Lv Goshen	Lv	495		5 22						
10 04	6 26		7 31	644	Lv Springfield Junction	Lv	443		5 10						
10 08	6 41		7 38	647	Lv Eugene (State University)	Lv	424	11 52	5 07	12 57	8 00				
10 12	6 56		7 45	653	Lv Irving	Lv	375		4 55						
10 16	7 11		7 52	661	Lv Junction City (Willamette River)	Lv	323	11 25	4 43	12 25	7 35				
10 20	7 26		8 00	665	Lv Harrisburg	Lv	306		4 31						
10 24	7 41		8 07	674	Lv Halsey	Lv	380		4 19						
10 28	7 56		8 14	679	Lv Sheed	Lv	260		4 07						
10 32	8 11		8 21	685	Lv Tangent	Lv	243		3 55						
10 36	8 26		8 28	691	Lv Albany (To Newport Beach)	Lv	212	10 24	3 43	6 35					
10 40	8 41		8 35	695	Lv Millersburg	Lv	243		3 31						
10 44	8 56		8 42	700	Lv Jefferson (Santiam River)	Lv	238		3 19						
10 48	9 11		8 49	704	Lv Marion	Lv	299		3 07						
10 52	9 26		8 56	711	Lv Turner	Lv	314		2 55						
10 56	9 41		9 03	713	Lv State School	Lv	245		2 43						
11 00	9 56		9 10	718	Lv Salem (State Capital)	Lv	161	9 34	2 31	10 36	5 49				
11 04	10 11		9 17	723	Lv Chemawa	Lv	180	9 18	2 19						
11 08	10 26		9 24	727	Lv Brooks	Lv	181		2 07						
11 12	10 41		9 31	732	Lv Gervais	Lv	182		1 55						
11 16	10 56		9 38	735	Lv Woodburn	Lv	180	8 59	1 43	9 58					
11 20	11 11		9 45	739	Lv Hubbard	Lv	180		1 31						
11 24	11 26		9 52	743	Lv Aurora (Pudding River)	Lv	116		1 19						
11 28	11 41		10 00	745	Lv Barlow	Lv	99		1 07						
11 32	11 56		10 07	747	Lv Canby (McLalla River)	Lv	149	8 33	9 02	2 02					
11 36	12 11		10 14	750	Lv New Era	Lv	89		8 55	2 41					
11 40	12 26		10 21	751	Lv Coalea	Lv	87		8 43	2 29					
11 44	12 41		10 28	756	Lv Oregon City (Willamette Falls)	Lv	72	8 15	8 34	1 45	9 25				
11 48	12 56		10 35	760	Lv Clackamas (Clackamas River)	Lv	108	8 01	8 21	1 33	4 08				
11 52	1 11		10 42	770	Lv East Morrison St.	Lv	26	7 38	8 08	1 25	4 03				
11 56	1 26		10 49	771	Ar Portland	Ar	25	7 30	8 00	1 15	4 35				

Note.—No 13 will stop at any station south of Gerber to discharge passengers from Portland or points beyond.
No. 15 will stop at any station between Tehama and Davis to discharge passengers from Ashland and points beyond.

No. 17 Connection:
Ar Lebanon, 7 00
Ar Brownsville, 7 00

53
17 Daily
23 Daily
27 Daily

G.P.	S.S.	G.P.	S.S.	G.P.	S.S.	G.P.	S.S.	G.P.	S.S.	G.P.	S.S.	G.P.	S.S.	G.P.	S.S.
11 30	11 00	9 00	11 30	9 00	11 45	7 00	11 30	7 30	1 15	9 10	8 00	9 15	8 00	9 15	8 00
402	644	562	586	538	408	407	357	359	561	563	401	6 45	7 20	6 45	7 20

Table 50 SEATTLE, VICTORIA, VANCOUVER

N.P.	O.W.	O.W.	G.N.	G.N.	N.P.	M	STATIONS	N.P.	G.N.	G.N.	O.W.	O.W.	N.P.
11 30	11 00	9 00	11 30	9 00	11 45	7 00	11 30	7 30	1 15	9 10	8 00	9 15	8 00
402	644	562	586	538	408	407	357	359	561	563	401	6 45	7 20

Table 51 PORTLAND OR SEATTLE AND SPOKANE


S.P.	U.P.	S.P.	S.P.	S.P.	S.P.	S.P.	S.P.
0 35	7 30	6 50	3 39	7 10	9 30	9 00	9 00
379	9 00	7 15	6 50	7 10	9 30	9 00	9 00

22

Time from 12.01 midnight to 12.00 noon is shown by LIGHT faced figures, and time from 12.01 noon to 12.00 midnight by DARK faced figures.



SAN FRANCISCO, SAN MATEO, REDWOOD CITY, MENLO PARK PALO ALTO, MOUNTAIN VIEW, SANTA CLARA, SAN JOSE



The following San Jose Trains will carry baggage—Nos. 34, 32, 78, 84, 24, 38, 28, 30, 110, 70, 44, 76

Mts.	Table 52	34 Daily	32 Daily	36 ExSun	78 Daily	84 Daily	24 Daily	38 Daily	40 Daily	62 Daily	28 Daily	86 Daily	30 Daily	70 ExSun	44 Daily	46 ExSun	48 ExSun	50 Daily	52 Daily	63 ExSun	56 Daily	58 Daily	110 Daily	64 Daily	66 Daily	
0	Lv San Francisco (3d St.)	2 10	6 00	7 00	8 00	8 05	9 00	10 40	11 40	1 20	2 00	2 30	3 00	4 00	4 10	5 05	5 20	5 25	5 40	6 05	6 30	7 25	8 15	10 00	11 45	
2	" Twenty-third St.									a											f					
3	" 14th Avenue.																				f					
5	" Bayshore.		f 7 12					10 52	11 52	f 1 32					4 22	5 20			5 52		f 6 43	f 7 37		10 12	11 57	
6	" Visitation.									f											f					
7	" Butler Road.																				f					
9	" South San Francisco					8 24	9 18	10 53	11 59	1 39			3 18		4 30	5 26			5 59	6 23	6 50	7 44		10 19	12 05	
11	" San Bruno.	2 53	f 6 22	7 25		8 28		11 02	11 59	1 43		2 51		4 34	5 30				6 03	6 27	6 54	7 47		10 23	12 09	
12	" Lomita Park.																									
14	" Millbrae.	2 58	f 6 27	f 7 31		f 8 32		f 11 09	12 08	f 1 49					f 4 39				e	6 09	f 6 32	f 7 09	f 7 52	10 29	12 15	
15	" Broadway.	2 53	f 6 26	f 7 32		f 8 33		f 11 10	12 09	f 1 50		2 57			f 4 40					6 10	f 6 33	f 7 01	f 7 55	10 30	12 16	
16	" Burlingame.		e 6 34	f 7 37		8 38	9 29	11 16	12 14	1 55		3 02		4 46	5 39			5 56	6 15	f 6 38	f 7 06	f 7 57	8 47	10 35	12 22	
18	" San Mateo.	3 11	f 6 39	f 7 41		8 48	9 34	11 21	12 19	1 59		3 06		4 51	5 43			6 01	6 19	f 6 43	f 7 10	8 01	8 52	10 39	12 26	
19	" Leslie.																									
20	" Beresford.																									
22	" Belmont.	3 19	f 6 47	f 7 49		f 8 51		11 30	12 27	2 07			3 42		4 59				6 12	f 6 27	f 6 50	f 7 18	8 08	10 47	12 34	
23	" San Carlos.	3 23	f 6 50	f 7 52		f 8 54	9 44	11 34	12 30	2 10		3 14		4 52	5 02			6 00	6 15	f 6 31	f 6 53	f 7 21	8 11	10 50	12 37	
25	" Redwood City.	3 27	f 6 55	f 7 56		8 59	9 48	11 39	12 36	2 14		3 18		4 56	5 07	5 54		6 04	6 20	f 6 35	f 6 57	f 7 25	8 15	9 04	10 54	12 41
28	" Atherton.	3 32	f 7 00	f 8 01		9 04		11 44	12 41	2 19		3 22		5 00	5 12	5 59		6 09	6 25	f 6 40	f 7 02	f 7 30	8 20	9 09	10 59	12 46
29	" Menlo Park.	3 34	f 7 02	8 03		9 06	10 01	11 45	12 42	2 20		3 24		5 02	5 14	6 01	6 10			6 41	f 7 04	f 7 32	8 22	9 11	10 11	12 47
30	" Palo Alto.	e	f 7 09	8 07		9 12	10 00	11 54	12 48	2 25		3 30		5 08	5 21	6 06	6 17			6 48	f 7 03	f 7 36	8 25	9 12	11 05	12 53
32	" Mayfield.	3 43	f 7 13	8 11		9 17	10 04	11 59	12 52	2 29		3 35		5 10	5 25	6 10	6 21			f	f 7 12	f 7 40	8 29	9 18	11 09	12 57
35	" Castro.																									
36	" Mountain View.	3 53	f 7 23	8 18			10 12	12 07		2 36			4 14		5 35	6 17	6 28			f	6 58	f 7 20	f 7 47	8 35	11 16	1 04
39	" Sunnyvale.			7 30	8 23		10 17	12 15		2 41			4 20		5 41		6 34			f 7 04	f 7 26	f 7 53	8 40	11 22	1 09	
41	" Lawrence.	4 08	f 7 35	8 27			10 23	12 23		2 45			4 24		5 47	6 26	6 37			f 7 31	f 7 57	f 8 45	11 27	1 13	1 03	
44	" Santa Clara.	4 20	f 7 43	8 33			10 30	12 31		2 52			4 31		5 52	6 33	6 44			f 7 13	f 7 37	f 8 03	8 52	11 33	1 18	
46	" College Park.																									
47	Ar San Jose (Mkt. St.)	4 30	f 7 50	8 40	9 15		10 40	12 40		3 00	3 15		4 40		6 00	6 40	6 50			f 7 20	f 7 45	8 10	9 00	9 40	11 40	1 25

The following San Jose Trains will carry baggage—Nos. 35, 69, 47, 17, 61, 27, 31, 53, 23, 87, 77.

Mts.	Table 52	33 ExSun	35 Daily	57 ExSun	37 Daily	39 ExSun	41 ExSun	43 Sun	65 ExSun	45 ExSun	17 Daily	29 Daily	69 ExSun	47 Daily	61 Daily	27 Daily	49 Daily	23 Daily	83 Daily	53 Daily	55 Daily	59 Daily	31 Daily	87 Daily	63 Daily			
0	Lv San Jose (Mkt. St.)	4 45	4 55	5 45	6 00	6 20	6 35	7 10	7 00	7 20	7 50	8 00	8 35	10 10	11 04				2 40		4 00	5 35		6 45	9 45			
1	" West San Jose.																							8 10	9 45			
3	" College Park.																							8 15	9 50			
5	" Santa Clara.	4 51	f 5 03	5 51	f 6 06	6 26	6 41	7 17	f 7 07	7 27		8 07		8 42	10 23	11 10			2 46		f 4 08	f 5 42		6 51	8 23	9 50		
6	" Lawrence.	f 4 57	f 5 12		f 6 12	6 36	6 47	7 12	f 7 12			8 13		8 48	10 33						f 4 14	f 5 48		7 02	8 32	10 00		
8	" Sunnyvale.	5 01	5 16		6 16	6 36	6 52	7 16	f 7 16	7 36		8 17		8 53	10 30		r				f 4 19	f 5 53		7 08	8 37	10 06		
11	" Mountain View.	5 05	5 26	6 03	6 21	6 42	6 58	7 29	7 21	7 41		8 22		8 59	10 49				3 00		4 25	f 5 59		7 08	8 37	10 06		
12	" Castro.																											
15	" Mayfield.	f 5 11	f 5 35	6 10	6 30	6 48	7 06	7 36	7 28	7 48		8 28	9 00	9 08	10 55			1 15		4 25	4 33	6 07		8 43	10 13			
17	" Palo Alto.	5 14	5 41	6 14	6 30	6 52	7 11	7 41	f 7 33	7 53		8 33		9 15	11 02	11 36			1 20	3 11	4 30	4 33	6 11	7 18	8 48	10 17		
18	" Menlo Park.	5 15	5 42		6 31	7 53	7 12	7 42	7 34	7 54		8 34		9 16	e	11 09				1 21	3 12	4 31	4 39	6 17	7 19	8 49	10 18	
19	" Atherton.	f 5 19	f 5 42	6 19	6 37	7 59	7 17	7 48	f 7 40	8 00		8 39	9 00	9 22	11 15	11 46				f 1 26	f 3 12	4 31	4 39	6 17	7 19	8 49	10 18	
22	" Redwood City.	5 24	5 55	6 24	6 41	7 03	7 22	7 54	f 7 46	8 06		8 45		9 28	11 19					f 1 31	f 3 23	4 41	4 52	6 22	7 29	8 59	10 29	
24	" San Carlos.	f 5 28	6 00		f 6 46	7 07	7 27		f 7 50	8 15		8 45		9 35	11 22					f 1 36	f 3 28	4 46	4 57	6 22	7 29	8 59	10 29	
25	" Belmont.	5 31	f 6 03		f 6 49				f 7 53	8 11		8 52		9 35	11 22					f 1 39	f 3 31	4 49	5 00		7 29	8 59	10 33	
27	" Beresford.																											
28	" Leslie.																											
29	" San Mateo.	5 39	6 18	6 39	6 58	7 19	7 39	8 06	8 02	8 22		9 00		9 44	11 34	11 59				1 47	3 37	4 55	5 08	6 35	6 57	7 44	9 12	10 43
31	" Burlingame.	5 43	6 24	6 43	7 02	7 23	7 44	8 10	8 07	8 27		9 04		9 49	11 40					1 52	3 43	4 59	5 14	6 39	7 01	7 44	9 16	10 47
32	" Broadway.	f 5 44	f 6 25	6 44	7 03	7 24	7 45		f 8 08	8 28		9 05		9 50	11 41	12 14				f 1 53	f 3 45	4 59	5 15	6 42	7 02	7 44	9 16	10 48
33	" Millbrae.	5 49	f 6 31	6 50		7 30	7 50		f 8 12			9 11		9 55	11 45					f 1 57	f 3 49	5 00	5 15	6 42	7 06	7 44	9 16	10 53
35	" Lomita Park.																											
36	" San Bruno.	5 55	f 6 41	6 56	f 7 37	7 57		8 17	8 38		9 16	9 31		10 01	11 51	12 11				2 04		5 25		7 12		10 58		
38	" South San Francisco	5 59			7 03	7 16	7 41	8 01		8 22	8 42		9 21		10 06	11 56				2 09	3 58	5 12	5 29	6 53	7 16	7 44	9 12</	



SAN FRANCISCO, OAKLAND, NILES, NEWARK, SAN JOSE

NAPA, ST. HELENA, CALISTOGA—GLEN ELLEN, SANTA ROSA



Mls.	Table 54	500 Daily	210 Daily	90 Daily	94-511 Daily	94-188 Daily	32-188 Daily	502 Daily	92 Daily	38 Daily	96 Daily	506 Daily	182 Ex Sun	184 Sun
0	Lv San Francisco (Market St.)	12 20	1 20	6 40	8 00	8 00	8 20	8 20	12 00	4 00	5 00	5 20	5 40	7 40
4	Lv Oakland Pier	1 00	1 50	7 05	8 30	8 30	8 48	8 55	12 25	4 24	5 30	5 50	6 10	8 04
7	Lv Oakland (1st St.)	1 07	1 57	7 15	8 40	8 40	8 56	9 02	12 34	4 30	5 37	5 57	6 18	8 11
10	Lv Fruitvale	1 15		7 22	8 48	8 48	9 03	9 09	12 41	4 38	5 44	5 64	6 25	8 18
13	Ar Elmhurst	1 21		7 30	8 55	8 55	9 10	9 17	12 48		5 51	6 11	6 32	8 20
15	Lv San Leandro		2 16	7 34	9 00	9 00	9 17	9 24	12 53		5 55	6 15	6 39	8 24
18	Lv Lorenzo			7 40	9 11	9 11	9 24	9 31	12 59		5 55	6 15	6 40	8 30
20	Lv Hayward		2 25	7 47	9 19	9 19	9 31	9 38	1 00	5 00	6 07	6 27	6 52	8 34
27	Lv Decoto			8 01	9 31	9 31	9 45	9 52	1 05		6 07	6 27	6 52	8 40
29	Lv Niles			8 15	9 43	9 43	9 55	10 05	1 10	5 18	6 15	6 35	7 00	8 47
33	Lv Irvington			2 45	8 15	8 15	8 28	8 35	1 10		6 15	6 35	7 00	8 47
36	Lv Warm Springs			2 55	8 28	8 28	8 41	8 48	1 10		6 15	6 35	7 00	8 47
41	Lv Milpitas			3 10	8 41	8 41	8 54	9 01	1 10		6 15	6 35	7 00	8 47
46	Ar San Jose (Market St.)		3 45	8 45	10 10	10 10	10 23	10 30	1 10		6 15	6 35	7 00	8 47
47	Ar San Jose (Market St.)			8 45	10 10	10 10	10 23	10 30	1 10		6 15	6 35	7 00	8 47

Table 56 ELMIRA, VACAVILLE, RUMSEY						
* 2 40	* 6 00	0	Lv San Francisco (Mkt. St.)	Ar	7 50	11 50
3 13	6 30	6	Lv Oakland (16th St.)	Ar	7 10	11 10
5 37	9 05	60	Ar Elmira	Lv	4 35	8 32
6 40	9 20	0	Lv Elmira	Ar	4 10	8 20
6 50	9 30	4	Ar Vacaville	Lv	4 00	8 10
6 15	10 00	17	Ar Winters	Lv	3 35	* 7 45
	10 20	27	Ar Madison	Lv	2 32	
	11 07	46	Ar Esparto	Lv	2 25	
		46	Ar Guinda	Lv	1 40	
		51	Ar Rumsey	Lv	* 1 30	

Table 57 SACRAMENTO, SUISUN-FAIRFIELD, NAPA, CALISTOGA, SANTA ROSA, VALLEJO						
* 3 35	* 7 30	0	Lv Sacramento	Ar	10 40	6 45
4 00	7 55	13	Lv Davis	Lv	10 15	6 15
4 17	8 12	21	Lv Dixon	Lv	9 55	5 57
4 35	8 32	29	Lv Elmira	Lv	9 30	5 37
5 00	8 55	40	Ar Suisun-Fairfield	Lv	9 25	5 15
5 25	9 20	40	Lv Suisun-Fairfield	Ar	9 00	4 40
5 37	9 32	43	Ar Cordelia	Lv	8 47	4 27
5 55	9 50	53	Ar Napa Junction	Lv	8 30	4 10
6 25	10 12	53	Lv Napa Junction	Ar	8 22	4 01
6 42	10 29	61	Ar Napa	Lv	8 07	3 42
7 22	11 12	79	Ar St. Helena	Lv	7 22	2 54
7 50	11 38	87	Ar Calistoga	Lv	* 7 05	2 35
6 33	10 20	53	Lv Napa Junction	Ar	8 13	3 50
7 24	11 11	75	Ar Glen Ellen	Lv	7 22	2 59
7 38	11 25	79	Ar Kenwood	Lv	7 10	2 48
7 58	11 50	90	Ar Santa Rosa	Lv	* 6 45	* 2 25
6 00	10 17	53	Lv Napa Junction	Ar	8 15	3 55
6 30	10 28	59	Ar North Vallejo	Lv	8 03	3 43
6 34	10 33	60	Ar South Vallejo	Lv	* 8 00	* 3 40

Mls.	Table 54	89 Daily	503-89 Daily	93 Daily	505 Daily	91 Daily	513 Daily	31 Daily	513 Daily	501 Daily	95 Daily	37 Daily	557 Daily	187 Daily
0	Lv San Jose (Market St.)		3 50		7 00								8 05	
2	Lv West San Jose				7 05								8 10	
0	Lv Santa Clara		4 10		7 11								8 13	
1	Lv Agnew		4 25		7 17								8 15	
5	Lv Alviso		4 35		7 32								8 20	
8	Lv Niles		5 15		7 42								8 25	
16	Lv Newark				7 49								8 28	
22	Lv Alvarado				7 51								8 31	
25	Lv Mt. Eden				8 10								8 35	
27	Lv Russell				8 10								8 35	
34	Ar Elmhurst				8 10								8 35	
0	Lv San Jose (Market St.)				7 20								9 15	
6	Lv Milpitas				7 32								9 25	
10	Lv Warm Springs				7 39								9 31	
14	Lv Irvington				7 45								9 37	
18	Lv Niles		5 42		7 55								9 45	
20	Lv Decoto		5 47		8 01								9 45	
23	Lv Hayward		5 59		8 10								9 45	
29	Lv Lorenzo		6 06		8 21								9 45	
32	Lv San Leandro		6 13		8 28								9 45	
34	Lv Elmhurst		6 17		8 34								9 45	
37	Lv Fruitvale		6 25		8 46								9 45	
40	Lv Oakland (1st St.)		6 33		8 55								9 45	
43	Ar Oakland Pier		6 42		9 05								9 45	
47	Ar San Francisco (Market St.)		7 10		9 30								9 45	

Table 58 SACRAMENTO, FAIR OAKS, FOLSOM AND PLACERVILLE				
* 05	0	Lv Sacramento	Ar	9 50
20	6	Lv Brighton	Lv	9 35
23	7	Lv Perkins	Lv	9 31
28	10	Lv Mayhew	Lv	9 25
33	13	Lv Mills	Lv	9 20
39	16	Ar Citrus	Lv	9 15
44	18	Ar Fair Oaks	Lv	9 10
47	18	Ar Fair Oaks	Lv	9 07
52	17	Lv Citrus	Lv	9 02
57	21	Ar Natoma	Lv	8 48
63	22	Ar Folsom	Lv	8 45
68	37	Ar Latrobe	Lv	8 09
75	48	Ar Shingle Springs	Lv	7 45
82	54	Ar El Dorado	Lv	7 31
89	56	Ar Diamond Springs	Lv	7 25
96	60	Ar Placerville (County Seat)	Lv	* 7 15

Mls.	Table 55	162	170	168	44-64	42-62	Mls.	Table 55	61-81	63-43	153	167	169
4 20	Lv San Francisco (Mkt. St.)	Ar	10 30	6 10					10 30	6 10			
4 47	Lv Oakland Pier	Ar	10 02	5 40					10 02	5 40			
4 54	Lv Oakland (16th St.)	Ar	9 54	5 30					9 54	5 30			
5 02	Lv Berkeley (Univ. Av.)	Ar	9 44	5 20					9 44	5 20			
5 12	Lv Richmond	Ar	9 32	5 07					9 32	5 07			
5 40	Lv Vallejo Junction	Ar	9 08	4 45					9 08	4 45			
6 00	Ar South Vallejo	Lv	8 42	4 20					8 42	4 20			
5 15	Lv Mare Island	Ar		* 7 25						* 7 25			
5 30	Ar South Vallejo	Lv		* 7 10						* 7 10			
5 35	Lv South Vallejo	Ar	8 42	4 20	10 33	6 34			8 42	4 20	10 33	6 34	
5 43	Lv North Vallejo	Ar	8 38	4 16	10 28	6 30			8 38	4 16	10 28	6 30	
5 50	Ar Napa Junction	Lv	8 27	4 05	10 17	6 00			8 27	4 05	10 17	6 00	
6 07	Lv Napa Junction	Ar	8 08	3 55	10 04	5 45			8 08	3 55	10 04	5 45	
6 10	Ar Napa (County Seat)	Lv	8 07	3 42	10 00	5 40			8 07	3 42	10 00	5 40	
6 15	Lv Oak Knoll	Lv	7 49	3 28	9 54	5 25			7 49	3 28	9 54	5 25	
6 20	Ar Yountville	Lv	7 35	3 15	9 48	5 15			7 35	3 15	9 48	5 15	
6 25	Lv Oakville	Lv	7 31	3 04	9 42	5 04			7 31	3 04	9 42	5 04	
6 30	Ar Rutherford	Lv	7 22	2 54	9 36	4 54			7 22	2 54	9 36	4 54	
6 35	Ar St. Helena	Lv	7 05	2 35	9 30	4 45			7 05	2 35	9 30	4 45	
6 40	Ar Calistoga	Lv	6 51	2 25	9 24	4 35			6 51	2 25	9 24	4 35	
6 45	Lv South Vallejo	Ar	6 38	2 15	9 18	4 25			6 38	2 15	9 18	4 25	
6 50	Lv North Vallejo	Lv	6 28	2 06	9 12	4 15			6 28	2 06	9 12	4 15	
6 55	Lv Napa Junction	Lv	6 17	1 55	9 06	4 05			6 17	1 55	9 06	4 05	
7 00	Lv Schellville	Lv	6 07	1 47	9 00	3 55			6 07	1 47	9 00	3 55	
7 05	Lv El Verano	Lv	5 57	1 38	8 54	3 45			5 57	1 38	8 54	3 45	
7 10	Lv Boyes Springs	Lv	5 48	1 29	8 48	3 35			5 48	1 29	8 48	3 35	
7 15	Lv Agua Caliente	Lv	5 39	1 20	8 42	3 25			5 39	1 20	8 42	3 25	
7 20	Lv Glen Ellen	Lv	5 30	1 11	8 36	3 15			5 30	1 11	8 36	3 15	
7 25	Lv Kenwood	Lv	5 21	1 02	8 30	3 05			5 21	1 02	8 30	3 05	
7 30	Lv Santa Rosa (County Seat)	Lv	5 12	0 53	8 24	2 55			5 12	0 53	8 24	2 55	
7 35	Lv Santa Rosa (County Seat)	Lv											



SAN FRANCISCO, MAYFIELD, LOS ALTOS, LOS GATOS OAKLAND, NEWARK, SAN JOSE—GLENWOOD, BIG TREES, SANTA CRUZ BOULDER CREEK—DEL MONTE, PACIFIC GROVE



		70	502	84	Table 60		69	601-53	87	87-557		
		EX. SUN.	Daily	Daily	EX. SUN.	Daily	EX. SUN.	Daily	Daily	Daily		
		4 00		8 05	0 Lv San Francisco (3rd St) Ar	9 52	5 50	9 50				
				8 24	9 Lv South San Francisco		5 29	9 30				
				8 28	11 Lv San Bruno		5 25					
				8 32	14 Lv Millbrae		5 20					
				8 38	16 Lv Burlingame		5 14	9 16				
				8 43	18 Lv San Mateo		5 09	9 12				
				8 48	20 Lv Beresford							
				8 51	22 Lv Belmont		5 00					
				8 54	23 Lv San Carlos		4 57					
				8 59	25 Lv Redwood City		4 52	8 59				
				9 04	28 Lv Atherton		4 45					
				9 12	30 Lv Menlo Park		4 39	8 51				
				9 17	32 Lv Palo Alto		4 38	8 48				
				9 25	36 Lv Mayfield	8 58	4 33	8 43				
				9 32	41 Lv Los Altos	8 48						
					41 Lv Monta Vista	8 37						
					44 Lv Azule							
				9 41	45 Lv Congress Junction							
					46 Lv San Tomas							
					47 Lv Pollard Road							
				9 45	48 Lv Quito							
				9 47	48 Lv Vasona Junction	8 25						
				5 37	51 Ar Los Gatos	8 19						
				8 20	0 Lv San Francisco (Mkt. St) Ar		5 50	10 00				
				8 55	4 Lv Oakland Pier		5 20	9 37				
				9 02	7 Lv Oakland (1st St) Ar		5 10	9 29				
				9 05	8 Lv East Oakland							
					10 Lv Fruitvale		5 02	9 22				
				8 27	0 Lv Alameda, Park St. Ar		5 40	11 00				
				9 17	13 Lv Elmhurst		4 55	9 15				
				9 24	16 Lv Mulford							
				9 28	18 Lv Robert		4 41	9 07				
				9 32	20 Lv Russell		4 36	9 02				
				9 38	22 Lv Mt. Eden		4 33	8 58				
				9 40	25 Lv Baumberg							
				9 47	26 Lv Alvarado		4 25	8 51				
				9 55	28 Lv Hall							
				10 03	31 Lv Arden		4 19	8 44				
					33 Lv Newark		4 15	8 40				
					33 Lv Mowry							
					34 Lv Albrae		4 08					
					36 Lv Mallard							
					37 Lv Drawbridge							
				10 14	39 Lv Alviso							
				10 22	42 Lv Agnew							
				10 30	45 Lv Santa Clara		3 58	8 23	8 23			
				10 35	46 Lv College Park		3 53	8 15	8 18			
				10 40	47 Lv West San Jose		3 50	8 10	8 10			
				10 48	51 Ar Campbell		3 33	7 51	7 51			
				10 49	56 Ar Los Gatos		3 20	7 40	7 40			
				5 37	11 Lv Los Gatos	8 19	3 20	7 40	7 40			
				5 47	52 Ar Lyndon							
				5 55	53 Ar Alma	8 10	3 09	7 31	7 31			
				6 01	55 Ar Aldercroft							
				6 11	56 Ar Eva		2 59	7 23	7 23			
					57 Ar Call of the Wild							
					58 Ar Wright	7 58	2 53	7 17	7 17			
					60 Ar Laurel							
					61 Ar Glenwood	7 46	2 40	7 04	7 04			
					62 Ar Clema							
					63 Ar Virginia							
					64 Ar Zayante							
					65 Ar Meehan		2 23	6 47	6 47			
					67 Ar Olympia		2 17	6 42	6 42			
					68 Ar Mt. Hermon	7 24	2 12	6 34	6 34			
					70 Ar Felton	7 22	2 10	6 20	6 20			
					72 Ar Big Trees		2 05	6 13	6 13			
					76 Ar Rincon	7 00	1 58	6 00	6 00			
					76 Ar Santa Cruz		1 45	6 00	6 00			
					11 Lv Santa Cruz	6 50	11 35	5 45	5 45	10 18		
					11 Lv Casa Del Rey							
					11 Lv Capitola	6 35	11 20	5 25	5 25	10 04		
					11 Lv Aptos	6 27	11 12	5 17	5 17	9 53		
					11 Lv Watsonville	6 05	10 50	4 55	4 55	9 30		
					20 Ar Watsonville Jet	6 00	10 45	4 50	4 50	9 25		
					20 Lv Watsonville Jet			4 25	4 25	9 17		
					30 Ar Del Monte Jet			4 05	4 05	8 55		
					30 Lv Del Monte Jet			4 05	4 05	8 55		
					45 Ar Del Monte			3 30	3 30	8 25		
					50 Ar Monterey			3 25	3 25	8 15		
					58 Ar Pacific Grove			3 05	3 05	7 55		

Table 61 FELTON TO BOULDER CREEK

Lv Felton	*10 57	12 20	b 2 10	a 4 46	* 6 35
Ar Glen Arbor	f 6 59	r 11 17	r 12 40	r 2 34	r 5 09
Ar Ben Lomond	11 10	12 33	r 2 25	f 5 00	f 6 50
Ar Brookdale	r 11 17	r 12 40	r 2 34	r 5 09	r 6 59
Ar Boulder Creek	11 22	12 45	r 2 40	f 5 15	f 7 05

BOULDER CREEK TO FELTON

Lv Boulder Creek	* 6 50	*11 43	* 1 35	* 5 55	
Lv Brookdale	f 6 55	r 11 48	r 1 40	f 6 00	
Ar Ben Lomond	7 04	11 55	r 1 47	f 6 09	
Ar Glen Arbor	f 7 20	12 08	r 2 00	f 6 25	
Ar Felton					

Table 62 PACIFIC GROVE AND SALINAS

Lv Pacific Grove	* 7 55	*10 10	* 3 05	* 6 25	
Lv Monterey	8 15	10 20	r 3 25	f 6 35	
Lv Del Monte	8 25	10 25	r 3 30	f 6 39	
Ar Del Monte Jet	8 55	11 00	r 4 05	f 7 10	
Ar Salinas	9 25	11 23	r 4 45	f 7 10	
Lv Salinas	* 6 55	* 4 45	* 7 04		
Lv Del Monte Jet	6 30	5 16	7 25		
Lv Del Monte	7 02	6 50	7 58		
Ar Monterey	7 05	6 58	8 02		
Ar Pacific Grove	7 15	6 10	8 10		

SANTA CRUZ AND SALINAS

* 3 35	*11 35	* 9 30	Lv Santa Cruz	Ar	10 18	5 45	8 59
4 23	12 25	10 20	Lv Watsonville	Lv	9 30	4 55	8 05
4 30	12 30	10 25	Ar Watsonville Jet	Lv	9 25	4 50	8 00
4 55	12 55	10 50	Lv Watsonville Jet	Ar	9 17	4 15	7 55
6 45	1 40	11 23	Ar Salinas	Lv	8 25	3 30	7 20

For General Information

At Principal Stations
on Pacific Coast

Ask the Man in Gray

To Assist Passengers With Their
Hand Baggage
Look For the
Red Cap Men

a-Daily except Saturday and Sunday. b-Saturday and Sunday only g-Mondays only. e-Regular stop to receive or discharge passengers. f-Flag stop to receive or discharge passengers. * Arrives 10¹⁰ Saturdays and Sundays. * Daily. f-Daily except Sunday. r-Sunday only. O-U. S. mail box at station or on platform. (25L-45S)

Time from 12.01 midnight to 12.00 noon is shown by LIGHT faced figures, and time from 12.01 noon to 12.00 midnight by DARK faced figures.



SAN FRANCISCO, LOS ANGELES, MCKITTRICK, MONARCH

FRIANT, CASCADA, SEARLES, OWENYO, YOSEMITE NATIONAL PARK



Table 63

BAKERSFIELD AND SHALE

*11 00	0	Lv San Francisco (Mkt St.)	Ar	8 10
11 37	6	Lv Oakland (16th St.)	Ar	7 28
8 20	206	Lv Fresno, Cal.	Ar	11 55
11 57	313	Ar Bakersfield, Cal.	Lv	7 15
*10 00	0	Lv Los Angeles, Cal.	Ar	7 40
5 55	170	Ar Bakersfield, Cal.	Lv	*11 40
12 25	0	Lv Bakersfield, Cal.	Ar	6 10
2 35	46	Ar Moron (Taft), Cal.	Lv	4 00
5 52	52	Lv Midoil, Cal.	Lv	f 3 45
f 2 57	54	Ar Fellow, Cal.	Lv	* 3 41
3 06	54	Ar Fellow, Cal.	Lv	* 3 41
3 15	56	Ar Shale, Cal.	Lv	* 3 35

Table 64

BAKERSFIELD AND MCKITTRICK

* 4 00	0	Lv San Francisco (Mkt St.)	Ar	8 10
4 35	6	Lv Oakland (16th St.)	Ar	7 28
11 20	206	Lv Fresno, Cal.	Ar	11 55
3 07	313	Ar Bakersfield, Cal.	Lv	* 7 15
*10 00	0	Lv Los Angeles, Cal.	Ar	7 40
5 55	170	Ar Bakersfield, Cal.	Lv	*11 40
7 00	0	Lv Bakersfield, Cal.	Ar	2 40
8 45	33	Lv Buttonwillow, Cal.	Ar	12 45
4 40	47	Lv Asphalt, Cal.	Ar	11 30
9 50	49	Ar McKittrick, Cal.	Lv	11 30

Table 65

BAKERSFIELD AND MONARCH

*11 00	0	Lv San Francisco (Mkt St.)	Ar	8 10
11 37	6	Lv Oakland (16th St.)	Ar	7 28
8 20	206	Lv Fresno, Cal.	Ar	11 55
11 57	313	Ar Bakersfield, Cal.	Lv	* 7 15
*10 00	0	Lv Los Angeles, Cal.	Ar	7 40
5 55	170	Ar Bakersfield, Cal.	Lv	*11 40
12 25	0	Lv Bakersfield, Cal.	Ar	6 10
12 50	19	Lv Gosford, Cal.	Ar	5 47
* 4 18	1 43	37 Lv Pentland, Cal.	Ar	4 47
f 4 25	1 49	40 Ar Hazelton, Cal.	Lv	f 4 39
4 30	1 53	42 Ar Monarch (Maricopa), Cal.	Lv	* 4 35

Table 66

EL PRADO, AUBERRY, CASCADA

San Joaquin & Eastern R. R.

* 6 00	* 9 00	0	Lv El Prado, Cal.	Ar	5 40	8 45
7 41	10 22	26	Lv Auberry, Cal.	Lv	4 20	* 7 00
12 18	48		Lv Dawn, Cal.	Lv	2 23	
1 04	56		Ar Cascada, Cal.	Lv	* 1 40	

Table 67

FRESNO, INGLE, HARDWICK, ARMONA

*11 05	* 6 00	* 6 00	Lv Fresno	Ar	7 49	7 49
11 37	6 35	6 35	Ar Kerman	Lv	7 17	* 7 17
11 53	f 6 55		Ar Ingle	Lv	6 57	
f 8 00			Lv Kerman	Ar		5 10
f 1 40			Ar Raisin City	Ar		3 35
f 9 00			Ar Caruthers	Ar		3 20
f 9 35			Ar Lillis	Ar		2 50
9 50			Ar Hardwick	Lv		2 40
11 55	f 7 45		Lv Ingle	Ar	3 05	6 55
12 10		8 10	Ar Tranquility	Ar	2 40	6 40
12 20		8 35	Ar San Joaquin	Ar	2 21	6 30
12 52		9 30	Ar Burrell	Ar	1 37	5 57
1 12		10 00	Ar Riverdale	Ar	1 12	5 39
1 39		10 45	Ar Hardwick	Lv	12 05	5 10
1 40	9 50	10 50	Lv Hardwick	Ar	11 55	5 09
1 55	10 04	11 10	Ar Armona	Ar	11 35	4 55
2 40	11 30		Ar Goshen June	Lv	10 10	* 4 10

Table 68 VISALIA ELECTRIC RAILROAD

*10 15	* 6 05	2 56	8 47	0	Lv Visalia, Cal.	Ar	8 30	1 30	6 00	8 00
10 40	6 30	3 21	9 00	0	Lv Exeter, Cal.	Lv	8 05	1 05	5 35	7 35
10 42	6 35	3 40	*10 42	0	Lv Exeter, Cal.	Ar	8 02	1 00	5 30	7 30
10 52	f 6 45	3 59	10 52	0	Lv Exeter, Cal.	Ar	f 7 52	10 34	12 43	f 5 18
11 00	f 7 00	4 03	11 05	0	Lv Merryman, Cal.	Ar	f 7 39	10 22	12 32	f 5 02
11 16		4 14	11 16	0	Lv Lemon Cove, Cal.	Ar	f 7 28	10 05	12 20	f 4 50
		4 24	11 26	0	Lv Woodlake, Cal.	Ar	f 7 18	* 9 54	*12 08	* 4 38
				0	Ar Elderwood, Cal.	Lv				

Time from 12.01 midnight to 12.00 noon is shown by LIGHT faced figures, and time from 12.01 noon to 12.00 midnight by DARK faced figures.

Table 69

LOS ANGELES, MOJAVE, OWENYO, LAWS, MINA, WABUSKA, HAZEN, KEELER

Pullman Standard Sleeper—Leave Los Angeles 10:00 Tues., Fri., Sun. for Owenyo; Leave Owenyo for Los Angeles 6:30 Mon., Wed., Sat.

10 00	0	Lv Los Angeles, Cal.	Ar	7 40
2 20	103	Ar Mojave, Cal.	Lv	3 20
* 3 30	0	Lv Mojave, Cal.	Ar	11 30
f 4 59	41	Lv Rand, Cal.	Lv	9 57
5 28	49	Ar Searles, Cal.	Lv	9 41
f 5 36	53	Ar Rademacher, Cal.	Lv	9 31
6 04	68	Lv Inyokern, Cal.	Lv	9 03
6 22	77	Lv Brown, Cal.	Lv	8 45
f 7 50	117	Lv Cartago, Cal.	Lv	f 7 22
8 35	137	Lv Lone Pine, Cal.	Lv	6 40
8 50	144	Ar Owenyo, Cal.	Lv	* 6 30
9 20	144	Lv Owenyo, Cal.	Ar	5 10
9 42	9 42	154 Ar Kearsarge (To Independence)	Lv	4 32
10 50	10 50	181 Ar Zurich, Cal. (To Big Pine)	Lv	3 05
11 45	11 45	197 Ar Laws, Cal. (To Bishop)	Lv	2 15
12 30	197	Lv Laws, Cal.	Ar	1 25
12 55	205	Ar Chalfant, Cal.	Lv	1 05
2 05	228	Ar Benton, Cal.	Lv	11 53
3 20	246	Ar Mt. Montgomery, Nev.	Lv	10 45
5 45	278	Ar Tonopah Junction, Nev.	Lv	8 00
f 6 15	287	Ar Mina, Nev.	Lv	f 7 30
12 45	0	Lv Mina, Nev.	Ar	2 20
4 05	89	Ar Wabuska, Nev.	Lv	11 09
5 40	128	Ar Hazen, Nev.	Lv	9 25

Table 70

TRONA RAILWAY

e 5 35	0	Lv Searles, Cal.	Ar	8 35
f 6 25	13	Lv Spangler, Cal.	Lv	f 7 50
7 12	26	Lv Westend, Cal.	Lv	7 00
7 35	31	Ar Trona, Cal.	Lv	f 6 45

Table 71

FRESNO, CLOVIS, FRIANT

* 4 00	* 8 00	Lv Fresno, Cal.	Ar	f10 55	6 55
f 4 15	f 8 15	Lv Barton, Cal.	Ar	f10 41	f 6 41
f 4 24	f 8 24	Lv Las Palmas, Cal.	Lv	f10 32	f 6 32
f 4 32	f 8 32	Lv Tarpey, Cal.	Lv	f10 24	f 6 24
4 40	8 40	Lv Clovis, Cal.	Lv	10 16	6 16
5 01	9 01	Ar El Prado, Cal.	Lv	9 55	6 55
5 25	9 25	Ar Friant, Cal.	Lv	* 9 30	* 6 30

BERENDA-RAYMOND

* 5 35	0	Lv Berenda	Ar	12 15
7 10	21	Ar Raymond	Lv	*10 00

BIOLA JUNCTION-BIOLA

e 7 25	0	Lv Biola Jct.	Ar	8 40
7 55	8	Ar Biola	Lv	8 00

PORTERVILLE, SPRINGVILLE

d11 40	0	Lv Porterville	Ar	2 20
f11 53	3	Ar Adobe	Lv	f 2 05
12 01	5	Ar Worth	Lv	f 1 57
12 50	16	Ar Springville	Lv	d 1 10

COALINGA, ALCALDE

No. 311	Lv Coalinga (Wednesday only)	12 12
	Ar Alcalde	12 40

No. 312	Lv Alcalde (Wednesday only)	12 45
	Ar Coalinga	1 10

ROSSI, STRATFORD

No. 324	Lv Stratford	1 23
	Ar Rossi	f 1 50

No. 323	Lv Rossi	11 45
	Ar Stratford	12 20

Table 72

Yosemite National Park and Big Trees

Via Merced and El Portal

50	86	Mls.		51	
4 00	*11 00	0	Lv San Francisco (Mkt St.)	Ar	10 40
4 27	11 30	4	Lv Oakland Pier	Ar	10 15
3 47	10 07	0	Lv Alameda (Park St.)	Ar	11 00
4 35	11 37	6	Lv Oakland (16th St.)	Ar	10 05
4 43	11 40	9	Lv Berkeley, Un. Ave.	Ar	9 55
4 54	11 56	15	Lv Richmond	Ar	9 44
5 30	12 35	31	Lv Port Costa	Lv	9 18
5 40	f12 45	35	Lv Martinez	Lv	9 05
	f 1 16	49	Lv Pittsburg	Lv	
7 10	2 20	69	Lv Byron Hot Springs	Ar	
7 30	2 40	82	Lv Tracy	Lv	7 45
		93	Ar Lathrop	Lv	7 10
		0	Lv Sacramento	Ar	10 00
		16	Lv Elk Grove	Ar	9 10
		23	Lv Galt	Ar	8 58
		36	Lv Lodi	Ar	8 38
		48	Lv Stockton	Ar	7 45
		58	Ar Lathrop	Lv	7 20
7 35	2 50	93	Lv Lathrop	Ar	7 05
8 16	3 27	113	Lv Modesto	Lv	6 30
9 28	4 50	151	Ar Merced	Lv	5 33
	7 30	0	Lv Los Angeles	Ar	8 15
10 49	7 78	170	Lv Lancaster	Ar	5 01
	2 30	170	Lv Bakersfield	Ar	1 30
	4 12	233	Lv Tulare	Ar	11 52
	6 05	277	Lv Fresno	Ar	10 25
	7 30	332	Ar Merced	Lv	8 45
* 8 00		0	Lv Merced (S. P. Station)	Ar	4 50
8 15		0	Lv Merced (Y. V. Station)	Ar	4 45
9 05		24	Lv Merced Falls	Lv	3 51
9 43		37	Lv Pleasant Valley	Lv	3 13
10 15		49	Lv Bagby	Lv	2 40
11 55		78	Ar El Portal	Lv	1 00

YOSEMITE TRANSPORTATION SYSTEM

*12 00	0	Lv El Portal (Auto Stage)	Ar	11 45
1 15	16	Ar Yosemite Valley	Lv	*10 30

HORSESHOE ROUTE

	Lv Merced (Auto Stage)	Ar	
	Ar Miami Lodge	Lv	
	Lv Miami Lodge	Ar	
	Ar Mariposa Big Trees	Lv	
	Lv Mariposa Big Trees	Ar	
	Ar Wawona	Lv	
	Lv Wawona	Ar	
	Ar Glacier Point	Lv	
	Lv Glacier Point	Ar	
	Ar Yosemite Valley	Lv	
	Lv Wawona	Ar	
	Ar Yosemite Valley	Lv	

*—Daily. †—Daily except Sunday. §—Sundays only.
a—Stops to discharge passengers. c—Daily except Monday.
d—Tue. Thu. Sat. e—Tues. Sat. f—Flag stop to receive or discharge passengers.



SAN FRANCISCO, OAKLAND, BERKELEY, RICHMOND, VALLEJO, PORT COSTA AND BENICIA, SUISUN-FAIRFIELD, ELMIRA, DIXON, DAVIS, SACRAMENTO



Table 73		28	124	36	122	18	42	126	84	30	14	8	22	123	46	50	44	48	130	6	132	16	86
		Daily	Ex Sun	Daily	Ex Sun	Daily	Daily	Daily	Daily	Daily	Daily	Daily	Daily	Daily	Daily	Daily	Daily	Daily	Ex Sun	Daily	Su only	Daily	Daily
0	Lv San Francisco (Mkt. St.)	6 00	6 00	6 00	6 40	7 20	8 00	8 00	8 40	10 00	10 20	10 40	1 00	1 20	2 40	4 00	4 20	5 00	6 40	7 00	7 40	8 20	11 00
4	" Oakland Pier	6 25	6 27	6 30	7 05	7 45	8 27	8 35	9 07	10 27	10 50	11 07	1 30	1 45	3 05	4 27	4 54	5 28	7 05	7 30	8 05	8 55	11 30
6	" Oakland (16th St.)	6 30	6 33	6 38	7 11	7 52	8 35	8 43	9 13	10 34	10 57	11 14	1 38	1 53	3 13	4 35	4 54	5 35	7 12	7 38	8 23	9 03	11 45
9	" Berkeley (Univ. Av.)		6 41	6 48	7 19	8 00	8 45	8 52	9 20	10 43	11 05	11 21	1 48	2 03	3 23	4 43	5 02	5 43	7 22	7 47	8 36	9 12	11 55
13	" Stege			7 00	7 28	8 08	8 57	9 04	9 28	10 54	11 15	11 32		2 18	3 35	4 54	5 12	5 53	7 34	7 59	8 36	9 22	11 56
15	" Richmond	6 47	6 52					9 08		11 05				2 22	3 40				7 39	8 14	9 03		
17	" San Pablo			7 05															7 39	8 14	9 03		
19	" Giant				x																		
20	" Sobrante		7 06	7 18				9 20		11 10				2 32	3 51		5 25		7 52		8 52		b
23	" Pinole				x																		
24	" Hercules			x																			
25	" Rodeo			x																			
26	" Oleum			x																			
27	" Tormey			x																			
27	" Selby																						
28	Ar Vallejo Junction	7 10	7 16	7 35	7 55		9 25	9 36		11 25				2 47	4 07	5 15	5 40				9 15		
28	Lv Vallejo Junction	7 16	7 16	8 00	8 00		9 25	10 20		11 45				2 47		5 40					9 15		
30	Ar South Vallejo	7 45	7 45	8 20	8 20		9 45							3 00		6 20					9 40		
32	" Mare Island	8 05	8 05	8 40	8 40		10 05	10 50		12 10													
32	Ar N. Vallejo Wharf (Vallejo)	7 10	7 16	7 35	7 55		9 25	9 36		11 25				2 47	4 07	5 15	5 40				9 15		
32	Lv Vallejo Junction	7 10	7 16	7 35	7 55		9 25	9 36		11 25				2 47	4 07	5 15	5 40				9 15		
31	Ar Port Costa	7 25	7 30	7 50	8 05		8 35	9 35		10 00				2 57	4 15	5 23	5 50				9 25		
32	" Benicia						8 52																
38	" Goodyear	8 10																					
39	" Hoyt																						
40	" Pierce																						
42	" Cygnus																						
43	" Teal																						
45	" Jacksnipe																						
49	" Suisun-Fairfield	8 40				9 25				12 50	12 45								7 13		9 35		
52	" Tolenas									12 55													
55	" Cannon																						
60	" Elmira	9 05				9 40				11 10													
68	" Dixon	9 20				9 55				1 25		1 17											
86	" Davis	10 00				10 15				1 48		1 35										11 40	
79	Ar Sacramento	10 30				10 40				2 15		2 00		4 45								12 05	

Leave Oakland Pier for Alameda (Park St.)
 21 minutes—6:59, 6:59, 7:19, 7:39, 8:19, 8:59,
 10:19, 11:39, 12:39, 1:39, 2:39, 3:39, 4:19, 5:19,
 6:39, 8:59, 9:19, 10:39, 11:59.

 Leave Alameda (Park St.) for Oakland Pier
 (23 minutes)—6:05, 6:07, 6:25, 6:47, 7:07,
 7:27, 7:47, 8:27, 9:07, 9:47, 11:07, 12:06, 1:07,
 2:27, 3:07, 3:47, 4:47, 5:47, 6:07, 6:27,
 8:47, 8:47, 10:07, 11:27.

Table 73		13	87	123	5	81	21	47	45	127	49	29	43	129	131	17	15	125	109	23	209	51	27	35
		Daily	Daily	Daily	Daily	Daily	Daily	Daily	Daily	Daily	Daily	Daily	Daily	Daily	Ex Sun	Daily	Daily	Ex Sun	Daily	Daily	Daily	Daily	Daily	Daily
0	Lv Sacramento	3 45			5 30		7 05	8 15	7 30			12 20				3 15	3 10			3 35	6 30		7 00	
13	" Davis	4 07						8 37	7 55			12 45				3 36				4 00	6 55		7 30	
21	" Dixon	4 19						8 48	8 12			12 59				3 49				4 17			7 50	
29	" Elmira								8 32											4 35			8 08	
33	" Cannon								8 44							4 15				4 50			8 33	
40	" Tolenas								8 55			1 30				xx				5 00	7 35		8 33	
44	" Suisun-Fairfield	4 50			6 35			9 15	8 55						xx					5 00			xx	
46	" Jacksnipe														xx								xx	
47	" Teal														xx								xx	
49	" Cygnus														xx								xx	
50	" Pierce														xx								xx	
51	" Hoyt									9 20										5 25			w	
56	" Goodyear							9 45	9 35			2 00								5 40	8 05		9 05	
58	" Benicia	5 20			7 05		8 50	10 10	11 20	12 45		2 20	4 25	4 40	5 00	4 45	4 35			6 10	8 30	9 10	10 15	
60	" Port Costa	5 50	6 35	6 50	7 40	8 47	9 22	10 05	10 18	11 28	12 51	2 26	4 43	4 53	5 10	5 16				6 18			9 43	10 21
61	Ar Vallejo Junction	6 00		7 05		9 08		10 15	10 20	11 30	12 53	2 23	4 45	4 55	5 10					6 20			9 45	
0	Lv N. Vallejo Wharf (Vallejo)					8 15		9 45	9 45	10 55	12 20	1 50		4 05	5 15					6 00			8 40	
2	" Mare Island					8 47		10 10	10 10	11 20	12 50	2 20	4 35	4 40	5 30					6 25			9 55	
4	" South Vallejo					9 03		10 10	10 10	11 20	12 50	2 20	4 35	4 45	5 40					6 20			9 45	
61	Lv Vallejo Junction	6 00		7 05		9 08		10 15	10 20	11 30	12 53	2 28	4 45	4 55	5 46					6 20			9 45	
62	" Selby			x					x					x									x	
63	" Tormey			x					x					x									x	
64	" Oleum			x					x					x									x	
65	" Rodeo			x					x					x									x	
66	" Hercules			x					x					x									x	
66	" Pinole			7 20		9 18			10 33	11 42		2 38		5 07	5 56				5 38		6 32		9 57	
69	" Sobrante			x					x					x									x	
70	" Giant			x					x					x									x	
72	" San Pablo			7 34		9 32		10 45	11 52					5 16						6 42			10 12	
74	" Richmond		7 07	7 40		8 12	9 32	10 50	11 57		1 14	2 51	5 07	5 24	6 06	6 37			5 49	6 30	6 47	8 57	9 44	10 41
76	" Stege			f					f					f									f	
80	" Berkeley (Univ. Av.)	6 38		7 50	e	9 44	10 04	10 47	11 00	12 09	1 24	3 03	5 20	5 35	6 17	5 47	5 55		6 00	6 42	7 00	9 07	10 30	11 53
83	" Oakland (16th St.)	6 50	7 28	7 58	8 32	9 54	10 14	10 55	11 10	12 17	1 33	3 12	5 30	5 45	6 27	5 55	6 05		6 10	6 52	7 10	9 15	10 40	11 05
85	" Oakland Pier	7 00	7 35	8 05	8 40	10 02	10 22	11 03	11 20	12 25	1 42	3 29	5 40	5 56	6 40	6 05	6 15		6 20	7 00	7 20	9 25	10 40	11 15
89	Ar San Francisco (Mkt. St.)	7 30	8 10	8 30	9 10	10 30	10 50	11 30	11 50	12 50	2 10	3 50	6 10	6 30	7 10	6 30	6 50		7 30	7 50	10 00	11 20	11 55	

B. P. & C. R. R.
 10 30 01 Lv Bay Point
 11 30 12 Ar Covell Alameda
 Ar 8 25
 Lv 9 55

*—Daily. †—Daily except Sunday. §—Sunday only. a—Stops Tuesday and Saturday only. b—Stops to discharge passengers. c—Stops Sundays and holidays. d—Stops Wednesday and Saturday only. e—Stops to discharge passengers from Sacramento and east. f—Flag stop to receive or discharge passengers. z—Saturday only. x—Regular stop. g—Stops on signal to receive passengers. xx—Stops Wednesday and Sunday only. #—Stops Tuesday, Thursday and Sunday to receive passengers. O—U.S. mail box at station or on platform. n—Arrive San Francisco 10:50 on Saturday and Sunday. k—Ten minutes earlier on Saturdays and Sundays. —Saturday and Sunday only. Time from 12:01 midnight to 12:00 noon is shown by LIGHT faced figures, and time from 12:01 noon to 12:00 midnight by DARK faced figures.



SAN FRANCISCO, OAKLAND, ALAMEDA, BERKELEY, SAN JOSE

LIVERMORE, TRACY, STOCKTON, LODI, GALT, SACRAMENTO

VIA MARTINEZ OR NILES



86 Daily		132 Ex. Sun		130 Daily		80 Daily		44 Daily		50-38 Daily		128 Daily		8 Daily		84-32 Daily		32 Daily		42 Daily		82 Daily		36 Daily		124 Ex. Sun		210 Daily		Table 74		93-87 Daily		123 Daily		79 Daily		81 Daily		49 Daily		31 Daily		43 Daily		129 Daily		125 Ex. Sun		109 Daily		37 Daily		63-51 Daily		35 Daily	
11 00	7 40	6 40	5 00	4 20	4 00	1 20	10 40	8 40	8 20	8 00	7 20	6 00	6 00	0	Lv San Fran. (Mkt. St.)	Ar	7 52	8 30	10 10	10 30	2 10	3 10	6 10	6 30	6 50	7 30	7 30	10 40	11 59	1 40	2 20	3 10	4 10	5 10	6 10	6 30	6 50	7 30	7 30	10 40	11 59	1 40	2 20	3 10	4 10	5 10	6 10	6 30	6 50	7 30	7 30	10 40	11 59				

28

Table 78
LODI-VALLEY SPRING

Table 79
SAN FRANCISCO AND SAN RAMON VALLEY

Table 75 STOCKTON, OAKDALE, MERCED

12 55	1 05	1 05	0	Lv Stockton	Ar	10 45	10 45	3 50
1 30	1 40	1 40	13	Ar Peters	Lv	10 14	10 14	3 10
2 10	1 40	1 40	24	Ar Milton	Lv			2 30
1 48	1 48	1 48	13	Lv Peters	Ar	10 14	10 14	
2 07	2 07	2 07	26	Ar Farmington	Ar	10 03	10 03	
2 35	2 25	2 25	42	Ar Valley Home	Ar	9 45	9 45	
3 05	3 25	3 25	42	Ar Oakland	Ar	9 30	9 30	
3 20	3 35	3 35	43	Ar Waterford	Ar	8 40	8 52	
4 00	4 00	4 00	49	Ar Hickman	Ar	8 25	8 47	
4 20	5 30	5 30	72	Ar Montpelier	Ar	8 05	8 33	
				Ar Merced	Lv	7 00	7 40	

Table 76 STOCKTON, OAKDALE JAMESTOWN, ANGELS TUOLUMNE

1 05	Lv Stockton	Sou. Pac.	Ar	10 45
2 25	Ar Oakdale	Lv	9 30	
2 30	Lv Oakdale	Sierra Ry.	Ar	9 30
2 57	Ar Paulsell	Ar	9 11	
3 09	Ar Warnerville	Ar	9 00	
3 16	Ar Cooperstown	Ar	8 53	
3 43	Ar Keystone	Ar	8 28	
3 57	Ar Chinese	Ar	8 14	
4 12	Ar Jamestown	Lv	8 00	
6 01	Ar Angeles	Lv	6 15	
4 22	Lv Jamestown	Ar	7 55	
4 38	Ar Sonora (County Seat)	Ar	7 42	
5 21	Ar Tuolumne	Lv*	7 00	

Table 77 GALT, IONE, MARTELL, AMADOR CITY

1 50*	6 30	113	Lv Galt	Ar	9 50	4 55
2 02	6 45	121	Ar Vanstow	Ar	9 35	4 35
2 15	7 00	122	Ar Clay	Ar	9 20	4 10
2 35	7 25	133	Ar Carbondale	Ar	8 50	3 40
2 55	8 00	140	Ar Clarkson	Ar	8 30	3 20
3 50	9 05	0	Lv Martell (Stage)	Ar	7 15	2 10
4 00	9 20	0	Ar Jackson	Ar	7 00	1 45
4 15	9 25	2	Ar Sutter Creek	Ar	7 00	1 45
4 55	9 45	4	Ar Amador City	Lv*	6 40*	1 25

*-Daily. f-Daily except Sunday.
 \$-Sunday only. O-U.S. mail box on station or on platform. e-Daily except Saturday and Sunday. d-Saturday and Sunday only. f-Flag stop to receive or discharge passengers. g-Stops to discharge passengers. h-No. 109 will stop at any station to discharge passengers from Los Angeles and points east thereof. k-Sunday and Monday only to discharge passengers. r-Stops on signal to receive passengers for Tracy and east. x-Arrives 10 minutes later Saturday and Sunday.

Time from 12.01 midnight to 12.00 noon is shown by LIGHT faced figures, and time from 12.01 noon to 12.00 midnight by DARK faced figures.

(281-43S)



Table 82

SALEM, GERLINGER, DALLAS, FALLS CITY

Daily	Daily	Daily	Daily	Daily	Daily	Daily	Daily	Daily	Daily
5 10	1 55	9 35	7 45	Lv Salem	Ar	9 10	11 00	3 20	7 40
1 10	1 58	9 38	7 48	Lv Lemrock	Lv	9 04	11 54	3 14	7 34
2 24	2 10	9 49	7 59	Lv West Salem	Lv	8 52	11 42	3 02	7 22
2 29	2 17	9 54	8 04	Lv Winona	Lv	8 46	11 36	2 56	7 16
3 33	3 21	10 01	8 11	Lv Eola	Lv	8 43	11 31	2 53	7 13
3 38	3 26	10 06	8 16	Lv Hosford	Lv	8 41	11 31	2 51	7 11
3 43	3 31	10 11	8 21	Lv McNary	Lv	8 39	11 31	2 49	7 09
3 48	3 36	10 16	8 26	Lv Greenwood	Lv	8 36	11 29	2 46	7 06
3 53	3 41	10 21	8 31	Lv Gerlinger	Lv	8 30	11 20	2 40	7 00
4 00	3 48	10 24	8 34	Lv Newersville	Lv	8 20	11 10	2 30	6 50
4 05	3 53	10 29	8 39	Lv Smith	Lv	8 10	11 00	2 20	6 40
4 10	3 58	10 34	8 44	Ar Dallas	Lv	8 10	11 00	2 20	6 40
4 15	4 03	10 39	8 49	Lv Dallas	Lv	8 10	11 00	2 20	6 40
4 20	4 08	10 44	8 54	Lv Teats	Ar	8 10	11 00	2 20	6 40
4 25	4 13	10 49	8 59	Lv Gilliams	Lv	7 42	10 44	1 54	6 24
4 30	4 18	10 54	9 04	Lv Ferns	Lv	7 41	10 43	1 53	6 23
4 35	4 23	10 59	9 09	Lv Bridgeport	Lv	7 38	10 40	1 50	6 20
4 40	4 28	11 04	9 14	Lv Buman	Lv	7 37	10 39	1 49	6 19
4 45	4 33	11 09	9 19	Lv Falls City	Lv	7 30	10 32	1 42	6 12
4 50	4 38	11 14	9 24	Ar Black Rock	Lv	7 30	10 32	1 42	6 12
4 55	4 43	11 19	9 29						
5 00	4 48	11 24	9 34						
5 05	4 53	11 29	9 39						
5 10	4 58	11 34	9 44						
5 15	5 03	11 39	9 49						
5 20	5 08	11 44	9 54						
5 25	5 13	11 49	9 59						
5 30	5 18	11 54	10 04						
5 35	5 23	11 59	10 09						
5 40	5 28	12 04	10 14						
5 45	5 33	12 09	10 19						
5 50	5 38	12 14	10 24						
5 55	5 43	12 19	10 29						
6 00	5 48	12 24	10 34						
6 05	5 53	12 29	10 39						
6 10	5 58	12 34	10 44						
6 15	6 03	12 39	10 49						
6 20	6 08	12 44	10 54						
6 25	6 13	12 49	10 59						
6 30	6 18	12 54	11 04						
6 35	6 23	12 59	11 09						
6 40	6 28	13 04	11 14						
6 45	6 33	13 09	11 19						
6 50	6 38	13 14	11 24						
6 55	6 43	13 19	11 29						
7 00	6 48	13 24	11 34						
7 05	6 53	13 29	11 39						
7 10	6 58	13 34	11 44						
7 15	7 03	13 39	11 49						
7 20	7 08	13 44	11 54						
7 25	7 13	13 49	11 59						
7 30	7 18	13 54	12 04						
7 35	7 23	13 59	12 09						
7 40	7 28	14 04	12 14						
7 45	7 33	14 09	12 19						
7 50	7 38	14 14	12 24						
7 55	7 43	14 19	12 29						
8 00	7 48	14 24	12 34						
8 05	7 53	14 29	12 39						
8 10	7 58	14 34	12 44						
8 15	8 03	14 39	12 49						
8 20	8 08	14 44	12 54						
8 25	8 13	14 49	12 59						
8 30	8 18	14 54	13 04						
8 35	8 23	14 59	13 09						
8 40	8 28	15 04	13 14						
8 45	8 33	15 09	13 19						
8 50	8 38	15 14	13 24						
8 55	8 43	15 19	13 29						
9 00	8 48	15 24	13 34						
9 05	8 53	15 29	13 39						
9 10	8 58	15 34	13 44						
9 15	9 03	15 39	13 49						
9 20	9 08	15 44	13 54						
9 25	9 13	15 49	13 59						
9 30	9 18	15 54	14 04						
9 35	9 23	15 59	14 09						
9 40	9 28	16 04	14 14						
9 45	9 33	16 09	14 19						
9 50	9 38	16 14	14 24						
9 55	9 43	16 19	14 29						
10 00	9 48	16 24	14 34						
10 05	9 53	16 29	14 39						
10 10	9 58	16 34	14 44						
10 15	10 03	16 39	14 49						
10 20	10 08	16 44	14 54						
10 25	10 13	16 49	14 59						
10 30	10 18	16 54	15 04						
10 35	10 23	16 59	15 09						
10 40	10 28	17 04	15 14						
10 45	10 33	17 09	15 19						
10 50	10 38	17 14	15 24						
10 55	10 43	17 19	15 29						
11 00	10 48	17 24	15 34						
11 05	10 53	17 29	15 39						
11 10	10 58	17 34	15 44						
11 15	11 03	17 39	15 49						
11 20	11 08	17 44	15 54						
11 25	11 13	17 49	15 59						
11 30	11 18	17 54	16 04						
11 35	11 23	17 59	16 09						
11 40	11 28	18 04	16 14						
11 45	11 33	18 09	16 19						
11 50	11 38	18 14	16 24						
11 55	11 43	18 19	16 29						
12 00	11 48	18 24	16 34						
12 05	11 53	18 29	16 39						
12 10	11 58	18 34	16 44						
12 15	12 03	18 39	16 49						
12 20	12 08	18 44	16 54						
12 25	12 13	18 49	16 59						
12 30	12 18	18 54	17 04						
12 35	12 23	18 59	17 09						
12 40	12 28	19 04	17 14						
12 45	12 33	19 09	17 19						
12 50	12 38	19 14	17 24						
12 55	12 43	19 19	17 29						
13 00	12 48	19 24	17 34						
13 05	12 53	19 29	17 39						
13 10	12 58	19 34	17 44						
13 15	13 03	19 39	17 49						
13 20	13 08	19 44	17 54						
13 25	13 13	19 49	17 59						
13 30	13 18	19 54	18 04						
13 35	13 23	19 59	18 09						
13 40	13 28	20 04	18 14						
13 45	13 33	20 09	18 19						
13 50	13 38	20 14	18 24						
13 55	13 43	20 19	18 29						
14 00	13 48	20 24	18 34						
14 05	13 53	20 29	18 39						
14 10	13 58	20 34	18 44						
14 15	14 03	20 39	18 49						
14 20	14 08	20 44	18 54						
14 25	14 13	20 49	18 59						
14 30	14 18	20 54	19 04						
14 35	14 23	20 59	19 09						
14 40	14 28	21 04	19 14						
14 45	14 33	21 09	19 19						
14 50	14 38	21 14	19 24						
14 55	14 43	21 19	19 29						
15 00	14 48	21 24	19 34						
15 05	14 53	21 29	19 39						
15 10	14 58	21 34	19 44						
15 15	15 03	21 39	19 49						
15 20	15 08	21 44	19 54						



SALEM, WOODBURN, SPRINGFIELD, OAKRIDGE, ALBANY, HOOVER
YAQUINA, HILLSBORO, TILLAMOOK, GARDINER
POWERS, BANDON



Table 90

SALEM, GEER, SILVERTON
WOODBURN

74 Daily	M	STATIONS	73 Daily
4 00	0	Lv Salem.....	Ar 9 10
4 10	3	Lv Lachmund.....	Ar 9 00
4 20	6	Lv Geer.....	Lv 8 52
4 25	8	Lv Pratum.....	Lv 8 42
4 30	10	Lv Switzerland.....	Lv 8 34
4 34	14	Lv Silverton.....	Lv 8 21
5 40	1	Lv Mt. Angel.....	Lv 8 06
6 00	25	Ar Woodburn.....	Lv 7 45

Table 91

EUGENE, SPRINGFIELD
OAKRIDGE

97-Mon. Wed., Fri.	M	STATIONS	98-Tue. Thu., Sat.
7 00	0	Lv Eugene.....	Ar 1 15
7 15	4	Ar Springfield	1 00
1 45	0	Lv Springfield.....	Ar 11 15
1 50	1	Lv Mohawk Jct.....	Lv 11 09
1 52	2	Lv Douglas.....	Lv 11 00
2 05	5	Lv Natron.....	Lv 10 45
2 25	7	Lv Jasper.....	Lv 10 25
2 35	9	Lv Hills.....	Lv 10 15
2 55	10	Lv Fall Creek.....	Lv 10 08
3 20	13	Lv Pengra.....	Lv 9 52
3 35	16	Lv Lowell.....	Lv 9 35
3 55	18	Lv Carter.....	Lv 9 15
4 20	23	Lv Reserve.....	Lv 8 57
4 35	27	Lv Eula.....	Lv 8 43
4 40	28	Lv Lawler.....	Lv 8 39
5 10	33	Lv Lookout.....	Lv 8 19
5 30	38	Ar Oakridge.....	Lv 8 00

Table 92

ALBANY, MILL CITY
DETROIT, HOOVER

441 Daily	M	STATIONS	442 Daily
1 10	0	Lv Albany.....	Ar 8 55
1 30	6	Lv Bussard.....	Lv 8 30
1 39	8	Lv South Santiam Lv	f 8 30
1 39	9	Lv Thomas.....	Lv 8 19
1 46	13	Lv Munkers.....	Lv 8 11
1 53	18	Lv Shelburn.....	Lv 8 00
2 05	19	Lv Leffler.....	Lv 7 40
2 10	19	Lv Kingston.....	Lv 7 34
2 35	28	Lv Lyons.....	Lv 7 07
2 45	31	Lv Fox Valley.....	Lv 6 57
2 49	32	Lv Gooch.....	Lv 6 43
10 35	Ar	Mill City.....	Lv 6 33
20 38	Lv	Gates.....	Lv 6 21
27 40	Lv	Minto.....	Lv 6 34
35 42	Lv	Nugara.....	Lv 6 15
41 10	Lv	Berry.....	Lv 5 39
4 13	53	Lv Breitenbush.....	Lv 5 36
4 20	54	Ar Detroit.....	Lv 5 30
4 41	56	Ar Hoover.....	Lv 5 20
4 50	59	Ar Idanha.....	Lv 5 10
Lv Idanha	* 5 00	Ar Detroit	5 25

*—Daily. †—Daily except Sunday.
f—Flag stop to receive or discharge passengers.

Time from 12.01 midnight to 12.00 noon is shown by LIGHT faced figures, and time from 12.01 noon to 12.00 midnight by DARK faced figures.

(31L-50S)

Table 93

PORTLAND, HILLSBORO, TILLAMOOK

131-149 Motor Daily	107-151 Motor Daily	141 Daily	M	STATIONS	150 Motor Daily	108-152 Motor Daily	142 Daily
3 10	9 35	8 15	0	Lv Portland.....	Ar	3 30	4 15
Electric via Fourth St.	Electric via Fourth St.	8 23	1	Lv East Morrison St.....	Lv	3 57	4 15
		8 42	6	Lv Milwaukie.....	Lv	3 34	4 15
		8 51	9	Lv Oswego.....	Lv	3 26	4 15
		9 02	13	Lv Cook.....	Lv	3 18	4 15
		9 15	17	Lv Robinson.....	Lv	3 07	4 15
		9 27	20	Lv Beaverton.....	Lv	3 00	4 15
		9 37	24	Lv Reedville.....	Lv	2 51	4 15
		9 49	29	Ar Hillsboro.....	Lv	2 27	2 35
4 10	10 37	9 53	0	Lv Hillsboro.....	Ar	9 50	12 40
4 30	10 45	10 00	0	Lv Main St.....	Lv	9 44	12 38
4 37	10 48	10 10	0	Lv Bagley.....	Lv	9 33	12 25
4 48	11 07	10 13	5	Lv Schefflin.....	Lv	9 20	12 23
4 51	11 00	10 20	7	Lv Roy.....	Lv	9 24	12 16
4 59	11 07	10 29	9	Lv Banks.....	Lv	9 18	12 10
5 06	11 14	10 29	9	Lv Banks.....	Lv	9 18	12 10
5 12	11 19	10 34	11	Lv Davies.....	Lv	9 11	12 04
5 17	11 24	10 39	13	Lv Carstens.....	Lv	9 04	11 59
5 25	11 35	10 52	16	Lv Buxton.....	Lv	8 58	11 50
5 33		11 09	19	Lv Seefeld.....	Lv	8 43	11 31
5 43		11 38	26	Lv Castor Creek.....	Lv	8 20	11 14
5 58		12 01	28	Lv Timber.....	Lv	8 15	10 43
6 25		12 05	29	Lv Westminster.....	Lv		12 24
		12 35	35	Lv Cochran.....	Lv		12 01
		1 20	46	Lv Enright.....	Lv		11 05
		1 37	50	Lv Salmonberry.....	Lv		11 45
		2 07	60	Lv Batterson.....	Lv		11 13
		2 25	66	Lv Mohler (Neah-Kah-Nio).....	Lv		9 56
		2 40	68	Lv Wheeler (Neahale).....	Lv		9 47
		2 53	71	Lv Brighton.....	Lv		9 32
		2 55	72	Lv Jetty.....	Lv		9 30
		3 02	74	Lv Manhattan Beach.....	Lv		9 23
		3 04	75	Lv Lake Lytle.....	Lv		9 20
		3 10	75	Lv Rockaway.....	Lv		9 18
		3 12	76	Lv Saltair.....	Lv		9 13
		3 14	76	Lv Oceanlake.....	Lv		9 11
		3 21	78	Lv Bar View.....	Lv		9 05
		3 26	80	Lv Garibaldi (Bayoccan).....	Lv		9 00
		3 50	84	Lv Bay City.....	Lv		8 43
		4 00	86	Lv Idaville.....	Lv		8 36
		4 15	90	Ar Tillamook.....	Lv		8 25

Table 94

ALBANY, CORVALLIS, YAQUINA, NEWPORT

405 Daily	403 Daily	401 Daily	M	STATIONS	402 Daily	406 Daily	404 Daily
12 45	6 10	11 15	0	Lv Albany.....	Ar	5 00	11 15
12 52	6 18	11 22	1	Lv North Albany.....	Lv	4 52	11 05
1 03	6 32	11 30	6	Lv Granger.....	Lv	4 42	10 56
1 20	7 15	11 50	12	Lv Corvallis.....	Lv	4 25	10 40
	7 40	12 05	17	Lv Philomath.....	Lv	3 55	7 50
		12 25	25	Lv Wrens.....	Lv	3 33	
		12 32	27	Lv Harris.....	Lv	3 25	
		12 44	31	Lv Alder.....	Lv	3 15	
		12 48	32	Lv Blodgett.....	Lv	3 11	
		1 57	35	Lv Devitt.....	Lv	3 03	
		1 05	37	Lv Summit.....	Lv	2 56	
		1 23	42	Lv Nashville.....	Lv	2 34	
		1 40	48	Lv Nortons.....	Lv	2 20	
		2 03	54	Lv Eddyville.....	Lv	1 58	
		2 24	59	Lv Chitwood.....	Lv	1 40	
		2 35	62	Lv Morrison.....	Lv	1 30	
		2 44	65	Lv Elk City.....	Lv	1 21	
		3 20	74	Lv Toledo.....	Lv	1 12	
		3 33	78	Lv Moody.....	Lv	1 06	
		3 45	81	Lv Oysterville.....	Lv	1 02	
		3 55	83	Ar Yaquina.....	Lv	1 20	
		4 35	83	Lv Yaquina } Steamer	Ar	12 05	
		5 05	86	Ar Newport } Steamer	Lv	11 35	

Table 95

EUGENE, GARDINER, NORTH BEND, MARSHFIELD
COQUILLE, MYRTLE POINT, POWERS

Standard Sleeper: Portland and Marshfield, Lv. Portland 8:00 P. M. Sunday, Tuesday and Thursday, Ar. Marshfield 7:15 A. M.; returning Lv. Marshfield 8:00 P. M. Monday, Wednesday and Friday, Ar. Portland 7:20 A. M.

13-504 Tue Thu Sun	53-502 Daily	Mis.	STATIONS	501-24 Daily	54-503 Mon Wed Fri	
7 30	1 00	0	Lv Portland.....	Ar	8 00	7 20
7 39	1 01	1	Lv East Morrison St.....	Lv	7 44	7 05
8 15	1 45	15	Lv Oregon City.....	Lv	7 03	7 00
8 59	2 27	35	Lv Woodburn.....	Lv	6 15	5 00
9 34	3 06	52	Lv Salem.....	Lv	5 35	4 00
10 24	4 00	80	Lv Albany.....	Lv	4 35	4 00
11 52	5 48	123	Ar Eugene.....	Lv	2 55	2 45
1 00	7 45	0	Lv Eugene.....	Ar	2 45	1 45
1 00	7 57	3	Lv Transfer.....	Lv	2 27	1 25
1 33	8 12	10	Lv Crow.....	Lv	2 08	12 59
1 42	8 20	13	Lv Veneta.....	Lv	2 00	12 51
1 49	8 26	13	Lv Eirus.....	Lv	1 53	12 45
1 55	8 34	18	Lv Noti.....	Lv	1 46	12 38
2 04	8 42	21	Lv Vaughn.....	Lv	1 35	12 30
2 13	8 50	24	Lv Flagg.....	Lv	1 26	12 22
2 29	9 02	23	Lv Walton.....	Lv	1 16	12 11
2 55	9 24	37	Lv Richardson.....	Lv	1 12	11 52
3 09	9 36	42	Lv Beecher.....	Lv	1 20	11 41
3 20	9 46	46	Lv Nickama.....	Lv	1 23	11 31
3 32	9 57	49	Lv Sweshome.....	Lv	1 20	11 22
3 42	10 05	53	Lv Rainrock.....	Lv	1 29	11 13
3 56	10 17	58	Lv Mapleton.....	Lv	1 58	11 02
4 11	10 28	62	Lv Beek.....	Lv	1 15	10 50
4 17	10 33	65	Lv Betzen.....	Lv	1 40	10 45
4 25	10 39	67	Lv Wendson.....	Lv	1 14	10 39
4 30	10 51	69	Lv Cushman (Florence).....	Lv	1 31	10 36
4 38	11 01	70	Lv Siboco.....	Lv	1 18	10 25
4 46	11 10	74	Lv Canary.....	Lv	1 10	10 17
4 56	11 21	77	Lv Lane.....	Lv	1 09	10 19
5 03	11 28	79	Lv Ada (Westlake).....	Lv	1 54	10 04
5 07	11 31	81	Lv Booth.....	Lv	1 51	10 01
5 20	11 43	85	Lv Krull.....	Lv	1 09	9 50
5 38	11 59	91	Lv Gardiner b.....	Lv	1 24	9 35
5 48	12 15	92	Lv Reedsport.....	Lv	1 09	9 25
6 00	12 23	96	Lv School.....	Lv	9 51	9 11
6 03	12 26	97	Lv Tharp.....	Lv	9 48	9 09
6 12	12 35	101	Lv Bufo.....	Lv	9 39	9 00
6 22	12 46	104	Lv Lakeside.....	Lv	9 32	8 53
6 36	1 00	110	Lv Butterfield.....	Lv	9 18	8 39
6 41	1 05	112	Lv Hauser.....	Lv	9 14	8 35
6 51	1 14	115	Lv Coos.....	Lv	9 05	8 27
7 03	1 25	118	Lv North Bend.....	Lv	8 50	8 15
7 20	1 40	121	Ar Marshfield Central Avenue.....	Lv	8 35	8 00
No 506					No 505	
* 7 50	1 40	121	Lv Marshfield.....	Ar	8 35	5 28
f 8 35	2 21	131	Lv Overland.....	Lv	7 45	4 44
8 44	2 28	133	Lv Beaver Hill Jct.....	Lv	7 37	4 33
9 05	2 49	138	Lv Coquille c.....	Lv	7 22	4 09
9 17	2 57	141	Lv Johnson.....	Lv	7 09	3 49
f 9 30	3 07	144	Lv Norway.....	Lv	7 00	3 33
9 50	3 20	147	Lv Myrtle Point.....	Lv	6 52	3 20
10 10	3 34	152	Lv Broadbent.....	Lv	6 34	2 55
10 20	3 41	154	Lv Warner.....	Lv	6 28	2 45