

S·P

TIME TABLES



4 SCENIC ROUTES

Directly Serving

CALIFORNIA · OREGON
NEVADA · UTAH · ARIZONA
MEXICO · NEW MEXICO
TEXAS · LOUISIANA

DECEMBER 31, 1944

SUBJECT TO CHANGE WITHOUT NOTICE

S·P

TIME TABLES



4 SCENIC ROUTES

Directly Serving

LOUISIANA · TEXAS
NEW MEXICO · MEXICO
ARIZONA · UTAH · NEVADA
OREGON · CALIFORNIA

DECEMBER 31, 1944

CAUTION: Information shown herein is subject to change without notice. Please consult with your local Southern Pacific representative for verification.

YES, we know there's a war going on!

—but here's how we're trying to overcome the difficulties of wartime travel

Our trains are longer and schedules are slower now. Space is hard to get. People frequently have to stand in line to buy tickets or to get into the dining car. In short, our service isn't what it was before the war.

The main reason is, of course, that our volume of passen-

ger traffic is *five times* that of 1940, with just about the same number of cars we had then. And, like everybody else, we are short of help.

However, this company is determined not to just give up and blame everything on the war. Wherever possible we have taken aggressive steps to lessen the difficulties of wartime travel. For example:

1. Our "train assignment plan" in effect on our Pacific Lines for coach passengers has to a large extent eliminated overcrowding and standing on our long-distance trains. We endeavor to sell only as many seats as are on the train, and each passenger gets a reservation slip.

2. "Passenger Aides," capable trained women, have been stationed on long-distance S. P. coach trains. They assist women traveling with children, help prepare "formulas" for the babies, aid the aged and infirm, and perform other services to make the journey as comfortable as possible for everyone.

3. In spite of the shortage of help, we have greatly expanded telephone reservation bureaus, increased our forces

handling reservations, and devised new reservation systems, which are constantly reviewed. The situation is not perfect, but it is much better than it was.

4. We have increased the number of chair car porters, so that cars are now generally kept quite clean, a difficult problem because of the litter from box lunches, etc. Big trash boxes in the vestibules have helped, too.

5. "Train Service Agents" have been added to the staffs of long-distance coach trains. These men supervise all service features on the train, direct the chair car porters, see to it that the trains are kept tidy, try to overcome difficulties and meet emergencies.

We don't claim that all our people are perfect. They're human beings, and are under the strain of crowded war conditions. By and large we think

they're doing a swell job and we're proud of them.

S·P THE FRIENDLY SOUTHERN PACIFIC

Are you thinking about a post-war plant in one of these states?



Perhaps we can be helpful to you:

Undoubtedly you are now doing much thinking and planning on post-war manufacturing and distribution. You may be thinking about locating a plant or distribution facilities in one of the eight states shown above,

where the population has increased more than a million since 1940.

Southern Pacific is a pioneer railroad in this region. We know it intimately. Also, our terminals are located on direct shipping routes to the vast markets of Asia, Central

and South America. For this reason, we believe we are in a unique position to help you with your plans.

Southern Pacific is the largest Western railroad, and has more miles of line than any other United States railroad. In the West alone, Southern Pacific serves more than twice as many communities as any other railroad—many of them exclusively. So if you locate a plant or distribution facilities in this territory, the chances are two-to-one your customers will be served by our rails.

We have experienced traffic men living in every sizeable city and town along our lines. These men know their communities intimately. Through them and the facilities of our industrial department, we can furnish you with specific information about any community on our lines. We have handled matters like this for many years. And those who have dealt with us know that we can be trusted with their most confidential plans.

You may be certain that any advice we give you will be sound and unbiased, for if a location we recommend should prove unprofitable to you, our railroad would suffer, too.

So if you have any interest at all in manufacturing sites or distribution facilities in our territory, please write me. I assure you that your inquiry will receive prompt, personal and confidential attention.

W. W. HALE, *Vice-President,*
System Freight Traffic,
Southern Pacific Company,
65 Market Street, San Francisco, 5
California.

Your Friendly Railroad



The 100,000 men and women of Southern Pacific, the West's greatest railroad, who have worked hard in normal times to make your trip on our trains pleasant and comfortable, are working night and day now to help win the war.

They are engaged in an all-out effort to do a 100 per cent job in moving troops, equipment and supplies, and war materials. They are helping to "Keep 'em Flying" by "Keeping 'em Rolling."

Among the railroads who share this

basic task in national defense none is more strategically situated than Southern Pacific, so we have an extraordinary responsibility.

The tremendous volume of war traffic we are carrying is impressive evidence that things are popping, that Uncle Sam has his sleeves rolled up and is "going to town." It is inspiring to the S. P. men and women who are keeping the trains moving. We know it will be encouraging to you.

Suggestions for Reading Your Time Table

Find the station in which you are interested, in the alphabetically arranged station index (pages 4, 5, 6) and turn to the table or tables indicated. Numbers shown refer to table numbers and not page numbers.

All trains operate daily except where otherwise indicated. Time from 12:01 midnight to 12:00 noon (A.M. time) is shown in light faced figures; time from 12:01 noon to 12:00 midnight (P.M. time) is shown in dark faced figures.

Note carefully any symbols in the schedule columns and their explanation in the reference notes on each page; they indicate excep-

tions. Numbers following station names in certain time tables refer to other tables showing connecting service. In time tables where stations are in middle column, with time on both sides, read the figures down on the left and up on the right.

Condensed schedules are of assistance in planning local and extended trips on the Southern Pacific and connecting lines. A statement of accommodations provided, such as sleeping cars, diners, coaches, etc., of through trains is shown in connection with condensed tables.

If further information is desired, any Southern Pacific Agent or representative will be glad to assist you.

All schedules are subject to change without notice.

GENERAL INDEX

CONDENSED THROUGH TRAIN SCHEDULES

	Page
SUNSET ROUTE—New Orleans, Houston, San Antonio, El Paso, Los Angeles, San Francisco	8, 9
SUNSET ROUTE—Miscellaneous Condensed	17, 18, 20
Los Angeles, Phoenix, El Paso, Mexico City	18
New Orleans, Houston, San Antonio, Mexico City	18
GOLDEN STATE ROUTE—Chicago, St. Louis, Kansas City, El Paso, Los Angeles, Santa Barbara	10, 11, 26, 27
OVERLAND ROUTE (Lake Tahoe Line)—Chicago, Omaha, St. Louis, Kansas City, Ogden, Reno, Sacramento, San Francisco	22, 23, 26, 27
SHASTA ROUTE—Seattle, Tacoma, Portland, Sacramento, San Francisco, Los Angeles	30, 31
SAN DIEGO & ARIZONA EASTERN RY. CO.—Chicago, St. Louis, Kansas City, New Orleans, El Paso, El Centro, San Diego	8, 9, 10, 11, 26, 27
SOUTHERN PACIFIC RAILROAD OF MEXICO—Los Angeles, Nogales, Guaymas, Guadalajara, Mexico City	50

DETAILED THROUGH TRAIN SCHEDULES

	Page
SUNSET ROUTE Westbound—New Orleans, Houston, San Antonio, El Paso, Tucson, Phoenix, Los Angeles, San Francisco	12, 13
SUNSET ROUTE Eastbound—San Francisco, Los Angeles, Phoenix, Tucson, El Paso, San Antonio, Houston, New Orleans	14, 15
GOLDEN STATE ROUTE Westbound—Chicago, El Paso, Tucson, Phoenix, Los Angeles, Santa Barbara	12, 13
GOLDEN STATE ROUTE Eastbound—Santa Barbara, Los Angeles, Phoenix, Tucson, El Paso, Chicago	14, 15
OVERLAND ROUTE (Lake Tahoe Line)—Ogden, Reno, Truckee, Sacramento, San Francisco	24, 25
SHASTA ROUTE—Portland, Eugene, Klamath Falls, Medford, Redding, Marysville, Sacramento, San Francisco	32, 33
COAST LINE—Los Angeles, Santa Barbara, Del Monte, Monterey, Santa Cruz, San Jose, San Francisco	38, 39, 40, 41
SAN JOAQUIN VALLEY LINE (Yosemite Park Route)—Los Angeles, Bakersfield, Fresno, Stockton, Sacramento, San Francisco	42, 43, 44

DETAILED LOCAL TRAIN SCHEDULES

	Page
ARIZONA LINES	13, 14, 16
CALIFORNIA LINES—	
“ San Francisco, Sacramento	48
“ San Francisco, Stockton	45
“ Stockton, Sacramento	45
“ San Francisco, Calistoga, Santa Rosa	34
“ San Francisco, Palo Alto, San Jose	46, 47
“ San Francisco, Los Gatos, Santa Cruz	40
“ San Francisco, Del Monte, Monterey, Pacific Grove	38
LOUISIANA AND TEXAS LINES	12, 15, 17, 18, 19, 20, 21
MEXICO LINES	50
NEVADA LINES	24, 25
NEW MEXICO LINES	12, 13, 14, 15, 16
OREGON LINES	32, 33, 34, 35, 36
UTAH LINES	24
NORTHWESTERN PACIFIC RAILROAD	37
REDWOOD EMPIRE	37
PACIFIC ELECTRIC RY. (Los Angeles and Suburbs)	49
COTTON BELT ROUTE	21

MISCELLANEOUS

	Page
Southern Pacific Traffic Officers and Agents	54, 55
Map of the United States	28, 29
Station Index	4, 5, 6
General Information	7
Los Angeles Union Terminal, Inc.	41
Carlsbad Caverns National Park	16
Pullman Fares	52, 53

NEW YORK AND CHICAGO TICKET OFFICES

SOUTHERN PACIFIC ticket offices, centrally located in New York and Chicago, are at the service of our friends and customers.

Here tickets may be bought or validated and Pullman reservations made. Here, too, are facilities for writing and telephoning. You will find these offices convenient places to meet your friends.

NEW YORK OFFICE: 531 Fifth Avenue, at 44th Street, the old Delmonico corner. Phone Murray Hill 2-8418.

CHICAGO OFFICE: 77 East Jackson Blvd. 310 South Michigan Ave. Phone Webster 2244

GENERAL OFFICES SOUTHERN PACIFIC LINES

NEW YORK CITY, 6, NEW YORK	165 Broadway
CHICAGO, 4, ILLINOIS	(Room 1020) 310 South Michigan Ave.
NEW ORLEANS, 11, LOUISIANA	Pan-American Bldg. 610 Poydras St.
HOUSTON, 1, TEXAS	913 Franklin Ave. Southern Pacific Building
EL PASO, TEXAS	Southern Pacific Building
PHOENIX, ARIZONA	728 Security Building
LOS ANGELES, 14, CALIFORNIA	Pacific Electric Building
SAN FRANCISCO, 5, CALIFORNIA	Southern Pacific Building
OAKLAND, 12, CALIFORNIA	600 Tribune Tower
PORTLAND, 4, OREGON	Pacific Building
GUADALAJARA, JALISCO, MEXICO	Southern Pacific Building



MILES OF ROAD OPERATED IN 1943

Southern Pacific Lines

Miles of Road Operated 15,272.13

STATION INDEX

Dark Faced figures refer to Condensed Time Table schedules; Light Faced figures refer to detailed Time Table schedules.

A		B		C		D		E		F			
Table No.	Table No.	Table No.	Table No.	Table No.	Table No.	Table No.	Table No.	Table No.	Table No.	Table No.	Table No.		
Abbott, N. M.	34	Austin, Nev.	81	Bloomington, Ill.	92	Cananea, Mex.	8, 24	Columbus, Tex.	8, 24	Del Monte, Cal.	11, 18	Eloy, Ariz.	11, 18
Abbilene, Tex.	46	Austin, Tex.	44, 53, 57	Blue Canon, Cal.	75	Canary, Ore.	172	Colusa, Cal.	37, 98, 107	Delphi, Ind.	92	El Paso, Tex.	1, 2, 3, 6, 9, 10,
Acampo, Cal.	163	Avalon, Cal.	169	Boca, Cal.	75	Canby, Cal.	80	Commerce, Tex.	69	Del Rio, Tex.	1/2	El Portal, Cal.	159
Acaponeta, Mex.	172	Avon, Cal.	152, 163	Boeuf, La.	8, 24	Canby, Ore.	96, 99, 124	Compton, Cal.	169	Del Rio, Tex.	9, 23, 68	El Reno, Okla.	10, 25
Ada, Ore.	112	Avon, Cal.	152, 163	Boise, Ida.	81, 89	Caneland, La.	50	Comstock, Tex.	9, 23	Delta, Cal.	97, 98	Elsa, Tex.	57
Addison, Tex.	69, 70	Avon, Cal.	152, 163	Boling, Tex.	62	Canoga Park, Cal.	170	Concepcion, Cal.	134	Delta, Mo.	69	El Segundo, Cal.	170
Adkins, Tex.	60	Asusa, Cal.	168	Boon Aml, La.	51	Canon, Tex.	71	Converse, Tex.	8, 24	Deming, N. M.	1, 2, 3, 11, 18, 27	El Toro, Tex.	57
Afton, N. M.	11, 18			Booth, Ore.	112	Cantu, Cal.	7	Coos, Ore.	112	Denny, Tex.	58	El Verano, Cal.	110
Ager, Cal.	96, 99			Boston, Mass.	92	Capitola, Cal.	138, 139	Coos, Ore.	112	Denver, Colo.	10, 25	Emerald Bay Jet, Cal.	79
Agnew, Cal.	141			Boulder Creek, Cal.	136, 137	Carbo, Mex.	172	Coppell, Tex.	70	Emerson, Tex.	9, 23	Empalme, Mex.	172
Agua Caliente, Cal.	110			Boutte, La.	8, 24	Carlin, Nev.	75	Copulla, Ore.	112, 113, 114, 127	Empalme, Mex.	172	Empalme de	172
Agua Caliente, Mex.	7, 12, 17			Bowie, Ariz.	1, 2, 3, 11, 18, 30	Carisbad Caverns, N. M.	42	Corning, Cal.	97, 98	Empalme, Mex.	172	Orendain, Mex.	172
Agua Caliente Springs,				Bowman, Cal.	75	Carmel, Cal.	143	Corona, N. M.	10, 25	Ennis, Tex.	10, 25, 92	Escondido, Ariz.	18
Ariz. (Hyder)	11, 18			Boyce, Tex.	58	Carmine, Tex.	49	Corral, Mex.	172	Escondido, Ariz.	18	Esperanza, Mex.	172
Agua Prieta, Mex.	38			Boyes Springs, Cal.	110	Caro, Tex.	49	Corpus Christi, Tex.	45, 47, 57	Esmond, Ariz.	18	Euclaw, Ore.	24
Agua Prieta, Mex.	38			Bradley, Ark.	69	Carpinteria, Cal.	134	Corrao, N. M.	10, 25	Euclaw, Ore.	24	Englewood, Ill.	10, 25, 92
Agua Zarca, Mex.	172			Brawley, Cal.	12, 17, 26	Carrizo Gorge, Cal.	12, 17, 26	Corrao, N. M.	10, 25	Euclaw, Ore.	24	Ennis, Tex.	10, 25, 92
Aguirre, Mex.	172			Brawley, Cal.	12, 17, 26	Carrizosa, N. M.	10, 25	Corrao, N. M.	10, 25	Euclaw, Ore.	24	Escuina, Mex.	172
Ahuacatlan, Mex.	172			Bray, Cal.	57, 98	Carrizton, Tex.	58	Cortaro, Ariz.	11, 18	Euclaw, Ore.	24	Escuina, Mex.	172
Ajo, Ariz.	39			Brea, Cal.	169	Carson City, Nev.	70	Corvallia, Ore.	96, 99, 120, 122, 124	Euclaw, Ore.	24	Esmond, Ariz.	18
Akron, Ohio	92			Bremton, Tex.	58, 64	Carthay Center, Cal.	83	Cottage Grove, Ore.	96, 99, 120, 122, 124	Euclaw, Ore.	24	Esperanza, Mex.	172
Alameda, Cal., reached				Brenham, Ore.	112	Casa Del Rey, Cal.	138	Dillard, Ore.	96, 99, 120	Euclaw, Ore.	24	Etowanda, Cal.	168
locally from Oakland, Cal.				Brenham, Tex.	53	Casa Grande, Ariz.	1, 11, 18	Dumas, Mex.	172	Euclaw, Ore.	24	Eugene, Ore.	48, 94, 95
Alamogordo, N. M.	10, 25, 40			Brentwood, Cal.	152, 163	Cascade Summit, Ore.	96, 99, 99	Dunsmuir, Cal.	94, 95, 97, 98, 124, 150	Euclaw, Ore.	24	69, 99, 112, 113, 114,	
Alamogordo, Nev.	75			Bridge Jct., La.	51	Casmalia, Cal.	134	Dunsmuir, Cal.	94, 95, 97, 98, 124, 150	Euclaw, Ore.	24	124, 127, 129	
Albany, N. Y.	92			Brighton, Cal.	163	Castro, Cal.	97, 98	Dorris, Cal.	97, 98	Euclaw, Ore.	24	Eureka, Cal.	105, 126, 127, 129
Albany, Ore.	94			Brinkley, Ark.	69	Castro, Cal.	164, 165	Dorris, Cal.	97, 98	Euclaw, Ore.	24	Eureka, Nev.	81
96, 99, 120, 121, 124				Britton, Tex.	58	Castroville, Cal.	132, 134	Dorris, Cal.	97, 98	Euclaw, Ore.	24	Eustace, Tex.	49
Alderpoint, Cal.	126			Brookman, Cal.	80	Catalina Island, Cal.	169	Dorris, Cal.	97, 98	Euclaw, Ore.	24	Evansville, Ind.	48, 92
Algodones, Mex.	7, 26			Brookdale, Cal.	139	Celaya, Mex.	172	Dorris, Cal.	97, 98	Euclaw, Ore.	24	Exeter, Cal.	154, 160
Algom, Ore.	96, 99			Brookdale, Cal.	139	Centralia, Wash.	100	Dorris, Cal.	97, 98	Euclaw, Ore.	24		
Alhambra, Cal.	1, 2, 3, 6, 12, 17, 19, 167, 168			Brooks, Ore.	96, 99, 124	Central Pt., Ore.	96, 99, 124	Dorris, Cal.	97, 98	Euclaw, Ore.	24		
Allice, Tex.	57			Broussard, La.	8, 24	Central Valley, Cal.	97, 98	Dorris, Cal.	97, 98	Euclaw, Ore.	24		
Alief, Tex.	59			Brownsville, Tex.	45, 47, 57	Ceres, Cal.	152	Dorris, Cal.	97, 98	Euclaw, Ore.	24		
Alleyton, Tex.	8, 24			Bryan, Tex.	58	Ceres, Cal.	152	Dorris, Cal.	97, 98	Euclaw, Ore.	24		
Alma, Tex.	58			Buckeye, Ariz.	11, 18	Certain-teed, Cal.	166	Dorris, Cal.	97, 98	Euclaw, Ore.	24		
Alpine, Tex.	9, 23			Buffalo, N. Y.	92	Chambers Lodge, Cal.	79	Dorris, Cal.	97, 98	Euclaw, Ore.	24		
Alta, Cal.	9			Buhl, Ida.	89	Chandler, Ariz.	1, 2, 3, 11, 18	Dorris, Cal.	97, 98	Euclaw, Ore.	24		
Altair, Tex.	59			Bullis, Tex.	9, 23	Chapel Hill, Tex.	53	Dorris, Cal.	97, 98	Euclaw, Ore.	24		
Altata, Mex.	172			Burbank, Cal.	134, 152, 170	Chatsworth, Cal.	134	Dorris, Cal.	97, 98	Euclaw, Ore.	24		
Alton, Ill.	92			Burke, La.	52	Chatanooga, Tenn.	1, 2, 48	Dorris, Cal.	97, 98	Euclaw, Ore.	24		
Altoona, Pa.	92			Burlingame, Cal.	13, 15, 131, 132, 134, 136, 138, 140, 164, 165	Chehalis, Wash.	100	Dorris, Cal.	97, 98	Euclaw, Ore.	24		
Alturas, Cal.	80, 103			Burlington, Tex.	55	Chemawa, Ore.	96, 99	Dorris, Cal.	97, 98	Euclaw, Ore.	24		
Alviso, Cal.	141			Burr, Tex.	62	Chemult, Ore.	96, 99, 109	Dorris, Cal.	97, 98	Euclaw, Ore.	24		
Amado, Ariz.	37			Burton, Tex.	53	Chester, Tex.	59	Dorris, Cal.	97, 98	Euclaw, Ore.	24		
Amanda, Tex.	37			Butler, Tex.	53	Cheyenne, Wyo.	73, 74, 87	Dorris, Cal.	97, 98	Euclaw, Ore.	24		
Amarillo, Tex.	10, 25			Butler, Tex.	53	Chicago, Ill.	3, 4, 6, 10, 25, 91, 92	Dorris, Cal.	97, 98	Euclaw, Ore.	24		
Amea, Mex.	9, 23			Butler, Tex.	53	Chicago, Ill.	3, 4, 6, 10, 25, 91, 92	Dorris, Cal.	97, 98	Euclaw, Ore.	24		
Anacacho, Tex.	172			Butler, Tex.	53	Chicago, Ill.	3, 4, 6, 10, 25, 91, 92	Dorris, Cal.	97, 98	Euclaw, Ore.	24		
Anaheim, Cal.	169			Butler, Tex.	53	Chicago, Ill.	3, 4, 6, 10, 25, 91, 92	Dorris, Cal.	97, 98	Euclaw, Ore.	24		
Anapra, N. M.	10, 25			Butler, Tex.	53	Chicago, Ill.	3, 4, 6, 10, 25, 91, 92	Dorris, Cal.	97, 98	Euclaw, Ore.	24		
Ancho, N. M.	18			Butler, Tex.	53	Chicago, Ill.	3, 4, 6, 10, 25, 91, 92	Dorris, Cal.	97, 98	Euclaw, Ore.	24		
Anderson, Cal.	97, 98			Butler, Tex.	53	Chicago, Ill.	3, 4, 6, 10, 25, 91, 92	Dorris, Cal.	97, 98	Euclaw, Ore.	24		
Angus, Tex.	58			Butler, Tex.	53	Chicago, Ill.	3, 4, 6, 10, 25, 91, 92	Dorris, Cal.	97, 98	Euclaw, Ore.	24		
Antioch, Cal.	152, 163			Butler, Tex.	53	Chicago, Ill.	3, 4, 6, 10, 25, 91, 92	Dorris, Cal.	97, 98	Euclaw, Ore.	24		
Apache Trill, Ariz.	42			Butler, Tex.	53	Chicago, Ill.	3, 4, 6, 10, 25, 91, 92	Dorris, Cal.	97, 98	Euclaw, Ore.	24		
Appleby, Tex.	52			Butler, Tex.	53	Chicago, Ill.	3, 4, 6, 10, 25, 91, 92	Dorris, Cal.	97, 98	Euclaw, Ore.	24		
Aptos, Cal.	138, 139			Butler, Tex.	53	Chicago, Ill.	3, 4, 6, 10, 25, 91, 92	Dorris, Cal.	97, 98	Euclaw, Ore.	24		
Ararat, La.	51			Butler, Tex.	53	Chicago, Ill.	3, 4, 6, 10, 25, 91, 92	Dorris, Cal.	97, 98	Euclaw, Ore.	24		
Arbuckle, Cal.	97, 98			Butler, Tex.	53	Chicago, Ill.	3, 4, 6, 10, 25, 91, 92	Dorris, Cal.	97, 98	Euclaw, Ore.	24		
Arcadia, Cal.	168			Butler, Tex.	53	Chicago, Ill.	3, 4, 6, 10, 25, 91, 92	Dorris, Cal.	97, 98	Euclaw, Ore.	24		
Arcata, Cal.	129			Butler, Tex.	53	Chicago, Ill.	3, 4, 6, 10, 25, 91, 92	Dorris, Cal.	97, 98	Euclaw, Ore.	24		
Arhlight, Cal.	134			Butler, Tex.	53	Chicago, Ill.	3, 4, 6, 10, 25, 91, 92	Dorris, Cal.	97, 98	Euclaw, Ore.	24		
Armona, Cal.	154			Butler, Tex.	53	Chicago, Ill.	3, 4, 6, 10, 25, 91, 92	Dorris, Cal.	97, 98	Euclaw, Ore.	24		
Armstrong, Ida.	90			Butler, Tex.	53	Chicago, Ill.	3, 4, 6, 10, 25, 91, 92	Dorris, Cal.	97, 98	Euclaw, Ore.	24		
Aromas, Cal.	134			Butler, Tex.	53	Chicago, Ill.	3, 4, 6, 10, 25, 91, 92	Dorris, Cal.	97, 98	Euclaw, Ore.	24		
Artesia, Cal.	169			Butler, Tex.	53	Chicago, Ill.	3, 4, 6, 10, 25, 91, 92	Dorris, Cal.	97, 98	Euclaw, Ore.	24		
Artois, Cal.	97, 98			Butler, Tex.	53	Chicago, Ill.	3, 4, 6, 10, 25, 91, 92	Dorris, Cal.	97, 98	Euclaw, Ore.	24		
Asa, Tex.	55			Butler, Tex.	53	Chicago, Ill.	3, 4, 6, 10, 25, 91, 92	Dorris, Cal.	97, 98	Euclaw, Ore.	24		
Ashland, Ore.	94, 95, 96, 99, 108, 124			Butler, Tex.	53	Chicago, Ill.	3, 4, 6, 10, 25, 91, 92	Dorris, Cal.	97, 98	Euclaw, Ore.	24		
Ashwood, Tex.	62			Butler, Tex.	53	Chicago, Ill.	3, 4, 6, 10, 25, 91, 92	Dorris, Cal.	97, 98	Euclaw, Ore.	24		
Astoria, Ore.	100, 115			Butler, Tex.	53	Chicago, Ill.	3, 4, 6, 10, 25, 91, 92	Dorris, Cal.	97, 98	Euclaw, Ore.	24		
Atascadero, Cal.	134			Butler, Tex.	53	Chicago, Ill.	3, 4, 6, 10, 25, 91, 92	Dorris, Cal.	97, 98	Euclaw, Ore.	24		
Athens, Tex.	49			Butler, Tex.	53	Chicago, Ill.	3, 4, 6, 10, 25, 91, 92	Dorris, Cal.	97, 98	Euclaw, Ore.	24		
Atherton, Cal.	164, 165			Butler, Tex.	53	Chicago, Ill.	3, 4, 6, 10, 25, 91, 92	Dorris, Cal.	97, 98	Euclaw, Ore.	24		
Atlanta, Ga.	1, 2			Butler, Tex.	53	Chicago, Ill.	3, 4, 6, 10, 25, 91, 92	Dorris, Cal.	97, 98	Euclaw, Ore.	24		
Atwater, Cal.	152			Butler, Tex.	53	Chicago, Ill.	3, 4, 6, 10, 25, 91, 92	Dorris, Cal.	97, 98	Euclaw, Ore.	24		
Auberry, Cal.	161			Butler, Tex.	53	Chicago, Ill.	3, 4, 6, 10, 25, 91, 92	Dorris, Cal.	97, 98	Euclaw, Ore.	24		
Auburn, Cal.	75, 84			Butler, Tex.	53	Chicago, Ill.	3, 4, 6, 10, 25, 91, 92	Dorris, Cal.	97, 98	Euclaw, Ore.	24		
Aumsville, Ore.	116			Butler, Tex.	53	Chicago, Ill.	3, 4, 6, 10, 25, 91, 92	Dorris, Cal.	97, 98	Euclaw, Ore.	24		
Aurora, Ore.	96, 99			Butler, Tex.	53	Chicago, Ill.	3, 4, 6, 10, 25, 91, 92	Dorris, Cal.	97, 98	Euclaw, Ore.	24		
Austa, Ore.	112			Butler, Tex.	53	Chicago, Ill.	3, 4, 6, 10, 25, 91, 92	Dorris, Cal.	97, 98	Euclaw, Ore.	24		

Table No.	Table No.	Table No.	Table No.	Table No.	Table No.	Table No.	Table No.
Fresno, Cal.	Grenada, Miss. 48	I	Kountze, Tex. 49	Golden State Route.	Mendota, Cal. 153	Nashville, Tenn. 58	
Sunset Route. 14, 16, 48	Gridley, Cal. 97, 98		Kroll, Ore. 112	3, 6, 12, 15, 16, 17	Meno Park, Cal. 164, 165	Navasota, Tex. 48	
Golden State Route 14, 16	Groesbeck, Tex. 58		Kyburz, Cal. 79	Overland Route. 75	Merced, Cal.	Navasota, Tex. 11, 18	
Overland Route. 75	Guadalupe, Cal. 172	I. & V. Junction, La. 56		Shasta Route	Shasta Route. 97, 98	Navajo, Mex. 172	
Shasta Rte. 94, 95, 97, 98	Guadalupe, Cal. 134, 144	Lago, Tex. 60	L	San Joaquin Valley	San Joaquin Valley	Neale, Tex. 64	
San Joaquin Val. 149, 150, 152, 153, 154, 155, 159, 161	Guamuchil, Mex. 172	Idaho Falls, Ida. 90		149, 152, 154, 159	San Joaquin Valley	Nekoma, Ore. 112	
Fruitvale, Cal.	Guasti, Cal. 12, 17	Ilmo, Mo. 69		134, 135, 139, 147	Merrill, Ore. 80	Nellis, Tex. 58	
131, 134, 136, 138, 141	Guaymas, Mex. 172	Illmay, Nev. 110	La Blanca, Tex. 57	Coast Line. 131, 133, 139, 143, 147	Mesa, Ariz. 1, 2, 11, 18	Nelson, Cal. 97, 98	
Fullerton, Cal. 169	Gurley, Tex. 55	Imola, Cal. 12, 17, 26	La Cuesta, Cal. 169	San Joaquin Valley Line	Mescal, Ariz. 11, 18	Nevada City, Cal. 84	
Fulphar, Tex. 59	Gustine, Cal. 153	Imuris, Mex. 172	La Cruz, Mex. 172	149, 152, 153, 154, 159	Metz, Cal. 134	Newark, Cal. 141	
Fulton, Cal. 126	Guymon, Okla. 10, 25	Indianapolis, Ind. 92	Lafayette, Ind. 92	Mexico 46, 172	Mexia, Tex. 58	Newark, N. J. 92	
Fulton, Ky. 48		Indio, Cal. 1, 2, 3, 12, 17	Lafayette, Ore. 125	Pacific Electric	Mexicali, Mex. 7, 12, 17	Newberg, Ore. 125	
Fulton, La. 51		Inez, Tex. 57	Lafourche, La. 8, 24	167, 168, 169, 170	Mexico City, Mex. 45, 46, 172	New Caney, Tex. 52	
Funston, La. 52		Inge, Tex. 9, 23	La Grande, Ore. 83, 102	Los Banos, Cal. 153	Meyers, Cal. 79	Newcastle, Cal. 75	
		Irmulco, Cal. 128	La Habra, Cal. 169	Los Fresnos, Tex. 57	Miami, Ariz. 30	Newcomb Ave., Cal. 164, 165	
		Iron Point, Nev. 75	Lake Charles, La. 8, 24, 51	Los Gatos, Cal. 136	Middlefield, Tex. 62	New England Mills, Cal. 75	
		Irtlan, Mex. 172	Lake Shore Resort, Cal. 161	Los Mochis, Mex. 172	Middlowater, Tex. 10, 25	Newfugl, Tex. 62	
			Lakeside, Cal. 79	Los Molinos, Cal. 97, 98	Midland, La. 8, 24	Newhall, Cal. 152	
			Lakeside, Ore. 112	Lott, Tex. 55	Midlothian, Tex. 58	New Iberia, La. 8, 24, 56	
			Lakeside, Utah. 75	Loving, Tex. 57	Millbrae, Cal. 164, 165	Newkirk, N. M. 10, 25	
			Lake Tahoe, Cal. 75, 78, 79	Louisville, Ky. 48, 92	Mill City, Nev. 75	Newman, Cal. 153	
			Lake Tahoe Resorts. 79	Lovelock, Nev. 75	Mill Creek, Tex. 116	Newman, N. M. 10, 25	
			Lakeview, Ore. 80, 103	Lozano, Tex. 57	Mill City, Nev. 116	New Orleans, La. 1, 2, 8	
			Lancaster, Cal. 152, 162	Lucin, Utah. 75	Mills, N. M. 34	New Orleans, La. 24, 44, 45, 46, 47, 48, 58	
			Langtry, Tex. 9, 23	Lufkin, Tex. 52	Mina, Nev. 77	Newport, Ore. 122	
			Lansing, Mich. 92	Luning, Nev. 77	Minden, Nev. 83	New Willard, Tex. 52	
			La Porte, Tex. 172	Lynwood, Cal. 169	Minerva, Tex. 55	New York, N. Y. 1, 2	
			La Quemada, Mex. 65		Mindoka, Ida. 89	Sunset Route. 1, 2	
			Laramie, Wyo. 87		Mississippi, Minn.	Golden State Rt. 4, 91, 92	
			Laredo, Tex. 46	M	Golden State Route	Overland Route. 91, 92	
			La Rue, Tex. 49	Mabank, Tex. 49	3, 5, 6, 10, 25	Nichols, Cal. 163	
			Lathrop, Cal. 149, 150, 152, 163	Maedoa, Cal. 97, 98	Overland Route. 87	Niland, Cal. 12, 17, 26	
			La Vega, Mex. 172	Macdon, Cal. 9, 23	Missouri City, Tex. 8, 24, 57, 61	Nixon, Tex. 60	
			La Verne, Cal. 168	Mackay, Tex. 57		North Holly, Cal. 170	
			Lavernia, Tex. 60	Madeline, Cal. 80		North Platte, Neb. 87	
			La Villa, Tex. 57	Madera, Cal. 149, 152		Northridge, Cal. 134	
			Lawrence, Kan. 87	Madras, Ore. 109	Mobile, Ala. 48	Northrup, Cal. 128	
			Leaf, Cal. 97, 98	Magdalena, Mex. 172	Moble, Cal. 149, 152	Northrup, Cal. 128	
			Lebanon, Ore. 121	Malden, Mo. 69	Moder Point, Ore. 96, 99	Northrup, Cal. 128	
			Ledbetter, Tex. 53	Manhattan Beach, Cal. 170	Mojave, Cal. 152	Northrup, Cal. 128	
			Leggett, Tex. 52	Manor, Tex. 53	Monmouth, Ore. 117	Norman, Cal. 97, 98	
			Leland, Ore. 96, 99	Manfield, Tex. 58	Monolithic, Cal. 152	Normanna, Tex. 57	
			Lemoore, Cal. 154	Manteca, Cal. 152	Monroe, Ore. 124	North Battie Mtn., Nev. 75	
			Lerdo, Cal. 152	Manzanillo, Mex. 172	Monrovia, Cal. 168	North Bend, Ore. 94, 95, 112, 114, 127	
			Lewis Springs, Ariz. 11, 33	Mapleton, Ore. 112, 114	Mont, Tex. 59	North Hollywood, Cal. 170	
			Lewisville, Ark. 69	Marana, Ariz. 11, 18	Montague, Cal. 96, 99, 106	North Platte, Neb. 87	
			Lexington, Ky. 48	Marathon, Tex. 9, 23	Montalvo, Cal. 134	Northridge, Cal. 134	
			Lexington, Tex. 55	Marfa, Tex. 9, 23	Monta Vista, Cal. 136, 140	Northrup, Cal. 128	
			Liberal, Kan. 10, 25	Maricopa, Ariz. 1, 11, 18	Montebello, Cal. 169	Northrup, Cal. 128	
			Liberty, Tex. 8, 24	Marion, Ind. 92	Montello, Nev. 75	Noti, Ore. 112	
			Likely, Cal. 80	Marion, Ore. 96, 99	Monterey, Cal. 13, 15, 132, 133, 134, 143	Novato, Cal. 126	
			Lincolnton, Mex. 172	Marion, Tex. 8, 24	Monterey, Mex. 46	Nuevo Laredo, Mex. 46	
			Lincoln, Cal. 97, 98	Mariopos Big Trees, Cal. 159	Montgomery, Ala. 1, 2, 48	Nursery, Tex. 60	
			Lincoln, Tex. 55	Markham, Tex. 62	Montoya, N. M. 10, 25		
			Lindsay, Tex. 80	Marlin, Tex. 46	Montrose, Que. 92		
			Linn, Tex. 57	Marshall, Tex. 46	Montrose, Cal. 169		
			Lindsay, Ore. 112	Marshfield, Ore. 94, 95, 112, 113, 114, 127	Moorepark, Cal. 134		
			Llssie, Tex. 8, 24	Marines, Cal.	Morada, Mex. 172		
			Litchfield, Ariz. 11, 18	Overland Route. 75, 80	Moravia, Mex. 172		
			Litchfield, Cal. 80	Shasta Route. 75, 80	Morgan City, La. 8, 24		
			Littig, Tex. 53	San Joaquin Valley	Morganhill, Cal. 134		
			Little Rock, Ark. 46	149, 152, 153, 159	Moscow, Tex. 52		
			Live Oak, Cal. 97, 98	Local. 151, 163, 166	Mosquero, N. M. 34		
			Livermore, Cal. 155, 156	Mar Vista, Cal. 170	Moulton, Tex. 55		
			Livingston, Cal. 152	Marysville, Cal. 94, 95, 97, 98	Mountain View, Cal. 136, 138, 164, 165		
			Livingston, Tex. 52	Mason, Nev. 85	Mt. Angel, Ore. 118		
			Llano, Mex. 172	Mastodon, N. M. 11	Mt. Hebron, Cal. 97, 98		
			Lobo, Tex. 9, 23	Mathis, Tex. 57	Mt. Hermon, Cal. 136, 137		
			Lodi, Cal. 152, 163	Maxwell, Cal. 97, 98	Mt. Pleasant, Tex. 69		
			Logan, N. M. 10, 25	Maxama, Ore. 99	Mt. Shasta, Cal.		
			Logansport, Ind. 92	Mazatlan, Mex. 172	97, 98, 105, 124		
			Logansport, La. 52	McAllen, Tex. 45, 57	Mt. Vernon, Tex. 69		
			Loleta, Cal. 126	McCloud, Cal. 105	Muldoo, Tex. 55		
			Loma Linda, Cal. 12, 17	McConnell, Cal. 163	Muncie, Ind. 92		
			Lomita Park, Cal. 164, 165	McCredie Springs, Ore. 96, 99	Muroc, Cal. 162		
			Lompoc, Cal. 145	McCade, Tex. 58	Muskegon, Mich. 92		
			Longs, Tex. 149	McDermitt, Ore. 81	Myrtle Creek, Ore. 96, 99, 124		
			Long Beach, Cal. 169	McFarland, Cal. 152	Myrtle Point, Ore. 112, 113		
			Longfellow, Tex. 9, 23	McGill, Nev. 82			
			Longstreet, La. 52	McGregor, Tex. 71			
			Long Tom, Ore. 112	McIlhenny, La. 56			
			Longvale, Cal. 126	McKees, Tex. 9, 23			
			Longview, Wash. 100	McMinville, Ore. 125			
			Loomis, Cal. 75	McNary, Ore. 9, 23			
			Lordsburg, N. M. 1, 2, 3, 11, 18, 28, 29	McNeil, Ark. 69			
			Los Altos, Cal. 136, 140	McPherson, Kan. 10, 25			
			Los Angeles, Cal.	Mecca, Cal. 12, 17			
			Sunset Route.	Medford, Ore. 94, 95, 96, 99, 108, 124			
			1, 2, 12, 13, 14,	Meeks Bay, Cal. 79			
			15, 16, 17, 48	Memphis, Tenn. 1, 2			
				3, 6, 10, 25, 46, 48, 69			

Table No.	Table No.	Table No.	Table No.	Table No.	Table No.	Table No.	Table No.
Olmos, Tex. 68	Portland, Ore. 24	Rosenfeld, Tex. 9, 23	San Pablo, Cal. 166	Spokane, Wash. 83, 94, 95, 100	Thornton, Tex. 52	Wabaska, Nev. 77, 85	
Omaha, Neb. 73, 74, 87	Shasta Route. 100, 102, 129, 150	Roseta, Mex. 172	San Pedro, Cal. 169	Thurston, N. M. 10, 25	Three Rivers, N. M. 10, 25	Waco, Tex. 44, 55, 57, 64, 69, 71	W
Ontario, Cal. 12, 17, 168	94, 95, 96, 99	Roseville, Cal. 75, 97, 98	San Rafael, Cal. 126, 123	Timber, Ore. 7, 12, 17	Tijuna, Mex. 115	Wadler, Tex. 8, 24	
Orange Grove, Tex. 57	100, 102, 129, 150	Roswell, N. M. 40	San Simon, Ariz. 11, 18	Timpson, Ore. 52	Tipton, Cal. 152	Wafflefield, Tex. 8, 24	
Orange, Tex. 8, 24	Ashland-Dunsmuir. 124	Roy, N. M. 40	San Ysidro, Cal. 7	Standart, Tex. 57, 61	Toledo, Ore. 122	Walla Walla, Wash. 53, 58	
Ord, Cal. 132, 133, 134	Corvallis. 120	Royal Gorge, Colo. 87	Santa Ana, Cal. 162	Stanford University—See Palo Alto, Cal. 111	Toltec, Ariz. 11, 18	Walton, Ore. 52	
Oregon Caves, Ore. 129	Marshallfield. 112, 113, 127	Ruiz, Mex. 172	Santa Ana, Mex. 162	St. Helena, Cal. 111	Tombstone, Ariz. 31	Warren, Tex. 115	
Oregon City, Ore. 96, 99, 124	Mcfinnville. 119, 125	Runge, Tex. 59	Santa Anita, Cal. 168	St. Louis, Mo. 111	Tonichi, Mex. 172	Warrenton, Ore. 115	
Orendain, Mex. 172	Timber-Tillamook. 48	Rutherford, Cal. 111	Santa Barbara, Cal. 168	Sunset Route. 1, 2, 13, 15	Tonopah, Nev. 77	Washington, D. C. 1, 2, 92	
Orick, Cal. 129	Sunset Route. 115		Santa Barbara, Cal. 168	Golden State Rte. 13, 15	Topeka Kan. 3, 6, 10, 25, 87	Watkins, Tex. 9, 23	
Orland, Cal. 97, 98	Overland Route. 89		Santa Barbara, Cal. 168	Shasta Route. 95, 150	Topolobampo, Mex. 172	Watsonville, Cal. 13, 15, 139, 139	
Orleans, Ind. 92	San Joaquin Valley. 152	S	Santa Barbara, Cal. 168	Coast Line. 3, 6, 10, 25	Torbert, Tex. 9, 23	Watsonville Jct., Cal. 13	
Orogrando, N. M. 10, 25	Port Orford, Ore. 127	Sabinal, Tex. 9, 23	Santa Catalina Island. 169	Overland Route. 73, 74, 87, 92	Torney, Cal. 163, 166	West Point, Tex. 55	
Ortiz, Mex. 172	Poth, Tex. 57	Sacramento, Cal. 166	Santa Clara, Cal. 164, 165	Overland Route. 131, 133, 134, 147, 150	Tornillo, Tex. 9, 23	Westwood, Cal. 80, 104	
Oscuro, N. M. 10, 25	Poynor, Tex. 49	Overland Route. 73, 74, 75, 77	Santa Cruz, Cal. 164	Santa Cruz. 139	Toronto, Ont. 92	Westworth (P. E.), Cal. 170	
Otero, Ariz. 37	Prairie View, Tex. 53, 58	73, 74, 75, 77	Santa Clara, Cal. 164	Santa Catalina Island. 169	Torrone, Mex. 46	Wheatland, Cal. 97, 98	
Ososso, Mich. 92	Premont, Tex. 57	78, 79, 87	Santa Clara, Cal. 164	Santa Catalina Island. 169	Towhee, Cal. 75	White Sands National Monument, N. M. 42	
Orndard, Cal. 133, 134, 147	Presidio, Mex. 172	78, 79, 87	Santa Clara, Cal. 164	Santa Catalina Island. 169	Tracy, Cal. 149, 150, 152	Whittier, Cal. 169	
	Preston, La. 52	78, 79, 87	Santa Clara, Cal. 164	Santa Catalina Island. 169	153, 154, 155, 159, 163	Willard, Ore. 112	
	Primeria, Tex. 57	78, 79, 87	Santa Clara, Cal. 164	Santa Catalina Island. 169	153, 154, 155, 159, 163	Willcox, Ariz. 11, 18	
	Primeville, Ore. 109	78, 79, 87	Santa Clara, Cal. 164	Santa Catalina Island. 169	153, 154, 155, 159, 163	Williams, Cal. 97, 98, 107	
	Promontory Point, Utah 75	78, 79, 87	Santa Clara, Cal. 164	Santa Catalina Island. 169	153, 154, 155, 159, 163	Willits, Cal. 126, 128	
	Pueblo, Colo. 10, 25, 87	78, 79, 87	Santa Clara, Cal. 164	Santa Catalina Island. 169	153, 154, 155, 159, 163	Willows, Cal. 97, 98	
	Pumpville, Tex. 9, 23	78, 79, 87	Santa Clara, Cal. 164	Santa Catalina Island. 169	153, 154, 155, 159, 163	Wilmer, Tex. 58	
		78, 79, 87	Santa Clara, Cal. 164	Santa Catalina Island. 169	153, 154, 155, 159, 163	Wilmington, Cal. 169	
P		78, 79, 87	Santa Clara, Cal. 164	Santa Catalina Island. 169	153, 154, 155, 159, 163	Winchester, Tex. 55	
Pacific Grove, Cal. 13, 15, 132, 133	Quebec, Que. 92	78, 79, 87	Santa Clara, Cal. 164	Santa Catalina Island. 169	153, 154, 155, 159, 163	Windsor, Ont. 92	
Pacific House, Cal. 79	Queretaro, Mex. 46	78, 79, 87	Santa Clara, Cal. 164	Santa Catalina Island. 169	153, 154, 155, 159, 163	Winnemucca, Nev. 75, 81	
Pacific Grove, Cal. 13, 15, 132, 133	Quila, Mex. 172	78, 79, 87	Santa Clara, Cal. 164	Santa Catalina Island. 169	153, 154, 155, 159, 163	Wolf Creek, Ore. 96, 99	
Pacific House, Cal. 79		78, 79, 87	Santa Clara, Cal. 164	Santa Catalina Island. 169	153, 154, 155, 159, 163	Woodburn, Ore. 96, 99, 118, 124	
Pacific Grove, Cal. 13, 15, 132, 133		78, 79, 87	Santa Clara, Cal. 164	Santa Catalina Island. 169	153, 154, 155, 159, 163	Woodford, Cal. 152	
Pacific House, Cal. 79		78, 79, 87	Santa Clara, Cal. 164	Santa Catalina Island. 169	153, 154, 155, 159, 163	Woodland, Cal. 97, 98	
Pacific Grove, Cal. 13, 15, 132, 133		78, 79, 87	Santa Clara, Cal. 164	Santa Catalina Island. 169	153, 154, 155, 159, 163	Woodville, Tex. 49	
Pacific House, Cal. 79		78, 79, 87	Santa Clara, Cal. 164	Santa Catalina Island. 169	153, 154, 155, 159, 163	Wortham, Tex. 58	
Pacific Grove, Cal. 13, 15, 132, 133		78, 79, 87	Santa Clara, Cal. 164	Santa Catalina Island. 169	153, 154, 155, 159, 163	Wylie, Tex. 63	
Pacific House, Cal. 79		78, 79, 87	Santa Clara, Cal. 164	Santa Catalina Island. 169	153, 154, 155, 159, 163		
Pacific Grove, Cal. 13, 15, 132, 133		78, 79, 87	Santa Clara, Cal. 164	Santa Catalina Island. 169	153, 154, 155, 159, 163		
Pacific House, Cal. 79		78, 79, 87	Santa Clara, Cal. 164	Santa Catalina Island. 169	153, 154, 155, 159, 163		
Pacific Grove, Cal. 13, 15, 132, 133		78, 79, 87	Santa Clara, Cal. 164	Santa Catalina Island. 169	153, 154, 155, 159, 163		
Pacific House, Cal. 79		78, 79, 87	Santa Clara, Cal. 164	Santa Catalina Island. 169	153, 154, 155, 159, 163		
Pacific Grove, Cal. 13, 15, 132, 133		78, 79, 87	Santa Clara, Cal. 164	Santa Catalina Island. 169	153, 154, 155, 159, 163		
Pacific House, Cal. 79		78, 79, 87	Santa Clara, Cal. 164	Santa Catalina Island. 169	153, 154, 155, 159, 163		
Pacific Grove, Cal. 13, 15, 132, 133		78, 79, 87	Santa Clara, Cal. 164	Santa Catalina Island. 169	153, 154, 155, 159, 163		
Pacific House, Cal. 79		78, 79, 87	Santa Clara, Cal. 164	Santa Catalina Island. 169	153, 154, 155, 159, 163		
Pacific Grove, Cal. 13, 15, 132, 133		78, 79, 87	Santa Clara, Cal. 164	Santa Catalina Island. 169	153, 154, 155, 159, 163		
Pacific House, Cal. 79		78, 79, 87	Santa Clara, Cal. 164	Santa Catalina Island. 169	153, 154, 155, 159, 163		
Pacific Grove, Cal. 13, 15, 132, 133		78, 79, 87	Santa Clara, Cal. 164	Santa Catalina Island. 169	153, 154, 155, 159, 163		
Pacific House, Cal. 79		78, 79, 87	Santa Clara, Cal. 164	Santa Catalina Island. 169	153, 154, 155, 159, 163		
Pacific Grove, Cal. 13, 15, 132, 133		78, 79, 87	Santa Clara, Cal. 164	Santa Catalina Island. 169	153, 154, 155, 159, 163		
Pacific House, Cal. 79		78, 79, 87	Santa Clara, Cal. 164	Santa Catalina Island. 169	153, 154, 155, 159, 163		
Pacific Grove, Cal. 13, 15, 132, 133		78, 79, 87	Santa Clara, Cal. 164	Santa Catalina Island. 169	153, 154, 155, 159, 163		
Pacific House, Cal. 79		78, 79, 87	Santa Clara, Cal. 164	Santa Catalina Island. 169	153, 154, 155, 159, 163		
Pacific Grove, Cal. 13, 15, 132, 133		78, 79, 87	Santa Clara, Cal. 164	Santa Catalina Island. 169	153, 154, 155, 159, 163		
Pacific House, Cal. 79		78, 79, 87	Santa Clara, Cal. 164	Santa Catalina Island. 169	153, 154, 155, 159, 163		
Pacific Grove, Cal. 13, 15, 132, 133		78, 79, 87	Santa Clara, Cal. 164	Santa Catalina Island. 169	153, 154, 155, 159, 163		
Pacific House, Cal. 79		78, 79, 87	Santa Clara, Cal. 164	Santa Catalina Island. 169	153, 154, 155, 159, 163		
Pacific Grove, Cal. 13, 15, 132, 133		78, 79, 87	Santa Clara, Cal. 164	Santa Catalina Island. 169	153, 154, 155, 159, 163		
Pacific House, Cal. 79		78, 79, 87	Santa Clara, Cal. 164	Santa Catalina Island. 169	153, 154, 155, 159, 163		
Pacific Grove, Cal. 13, 15, 132, 133		78, 79, 87	Santa Clara, Cal. 164	Santa Catalina Island. 169	153, 154, 155, 159, 163		
Pacific House, Cal. 79		78, 79, 87	Santa Clara, Cal. 164	Santa Catalina Island. 169	153, 154, 155, 159, 163		
Pacific Grove, Cal. 13, 15, 132, 133		78, 79, 87	Santa Clara, Cal. 164	Santa Catalina Island. 169	153, 154, 155, 159, 163		
Pacific House, Cal. 79		78, 79, 87	Santa Clara, Cal. 164	Santa Catalina Island. 169	153, 154, 155, 159, 163		
Pacific Grove, Cal. 13, 15, 132, 133		78, 79, 87	Santa Clara, Cal. 164	Santa Catalina Island. 169	153, 154, 155, 159, 163		
Pacific House, Cal. 79		78, 79, 87	Santa Clara, Cal. 164	Santa Catalina Island. 169	153, 154, 155, 159, 163		
Pacific Grove, Cal. 13, 15, 132, 133		78, 79, 87	Santa Clara, Cal. 164	Santa Catalina Island. 169	153, 154, 155, 159, 163		
Pacific House, Cal. 79		78, 79, 87	Santa Clara, Cal. 164	Santa Catalina Island. 169	153, 154, 155, 159, 163		
Pacific Grove, Cal. 13, 15, 132, 133		78, 79, 87	Santa Clara, Cal. 164	Santa Catalina Island. 169	153, 154, 155, 159, 163		
Pacific House, Cal. 79		78, 79, 87	Santa Clara, Cal. 164	Santa Catalina Island. 169	153, 154, 155, 159, 163		
Pacific Grove, Cal. 13, 15, 132, 133		78, 79, 87	Santa Clara, Cal. 164	Santa Catalina Island. 169	153, 154, 155, 159, 163		
Pacific House, Cal. 79		78, 79, 87	Santa Clara, Cal. 164	Santa Catalina Island. 169	153, 154, 155, 159, 163		
Pacific Grove, Cal. 13, 15, 132, 133		78, 79, 87	Santa Clara, Cal. 164	Santa Catalina Island. 169	153, 154, 155, 159, 163		
Pacific House, Cal. 79		78, 79, 87	Santa Clara, Cal. 164	Santa Catalina Island. 169	153, 154, 155, 159, 163		
Pacific Grove, Cal. 13, 15, 132, 133		78, 79, 87	Santa Clara, Cal. 164	Santa Catalina Island. 169	153, 154, 155, 159, 163		
Pacific House, Cal. 79		78, 79, 87	Santa Clara, Cal. 164	Santa Catalina Island. 169	153, 154, 155, 159, 163		
Pacific Grove, Cal. 13, 15, 132, 133		78, 79, 87	Santa Clara, Cal. 164	Santa Catalina Island. 169	153, 154, 155, 159, 163		
Pacific House, Cal. 79		78, 79, 87	Santa Clara, Cal. 164	Santa Catalina Island. 169	153, 154, 155, 159, 163		
Pacific Grove, Cal. 13, 15, 132, 133		78, 79, 87	Santa Clara, Cal. 164	Santa Catalina Island. 169	153, 154, 155, 159, 163		
Pacific House, Cal. 79		78, 79, 87	Santa Clara, Cal. 164	Santa Catalina Island. 169	153, 154, 155, 159, 163		
Pacific Grove, Cal. 13, 15, 132, 133		78, 79, 87	Santa Clara, Cal. 164	Santa Catalina Island. 169	153, 154, 155, 159, 163		
Pacific House, Cal. 79		78, 79, 87	Santa Clara, Cal. 164	Santa Catalina Island. 169	153, 154, 155, 159, 163		
Pacific Grove, Cal. 13, 15, 132, 133		78, 79, 87	Santa Clara, Cal. 164	Santa Catalina Island. 169	153, 154, 155, 159, 163		
Pacific House, Cal. 79		78, 79, 87	Santa Clara, Cal. 164	Santa Catalina Island. 169	153, 154, 155, 159, 163		
Pacific Grove, Cal. 13, 15, 132, 133		78, 79, 87	Santa Clara, Cal. 164	Santa Catalina Island. 169	153, 154, 155, 159, 163		
Pacific House, Cal. 79		78, 79, 87	Santa Clara, Cal. 164	Santa Catalina Island. 169	153, 154, 155, 159, 163		
Pacific Grove, Cal. 13, 15, 132, 133		78, 79, 87	Santa Clara, Cal. 164	Santa Catalina Island. 169	153, 154, 155, 159, 163		
Pacific House, Cal. 79		78, 79, 87	Santa Clara, Cal. 164	Santa Catalina Island. 169	153, 154, 155, 159, 163		
Pacific Grove, Cal. 13, 15, 132, 133		78, 79, 87	Santa Clara, Cal. 164	Santa Catalina Island. 169	153, 154, 155, 159, 163		
Pacific House, Cal. 79		78, 79, 87	Santa Clara, Cal. 164	Santa Catalina Island. 169	153, 154, 155, 159, 163		
Pacific Grove, Cal. 13, 15, 132, 133		78, 79, 87	Santa Clara, Cal. 164	Santa Catalina Island. 169	153, 154, 155, 159, 163		
Pacific House, Cal. 79		78, 79, 87	Santa Clara, Cal. 164	Santa Catalina Island. 169	153, 154, 155, 159, 163		
Pacific Grove, Cal. 13, 15, 132, 133		78, 79, 87	Santa Clara, Cal. 164	Santa Catalina Island. 169	153, 154, 155, 159, 163		
Pacific House, Cal. 79		78, 79, 87	Santa Clara, Cal. 164	Santa Catalina Island. 169	153, 154, 155, 159, 163		
Pacific Grove, Cal. 13, 15, 132, 133		78, 79, 87	Santa Clara, Cal. 164	Santa Catalina Island. 169			

GENERAL INFORMATION FOR OUR PATRONS



TAX—The Federal Revenue Tax Act has placed a tax of 15% on cost of transportation including cost of reserved seats and berths in Pullman Sleepers, except that tax will not apply to amounts paid for transportation which do not exceed 35 cents nor amounts paid for commutation tickets for one month or less.



STATION PASSENGER AGENT—Southern Pacific has station passenger agents, in addition to the "Men in Grey," at its more important terminals to answer questions and assist with your transportation problems. Please feel free to avail yourself of their services.



TELEGRAPH SERVICE—For the convenience of our passengers, Western Union Telegraph service is available from many stations. If you wish, you may hand your message to train porter who will see that it is transmitted from the next station at which train stops.



TELEGRAPH RAILROAD TICKETS—Do you know you can arrange transportation for relatives or friends without the necessity of forwarding funds by mail or otherwise? Your nearest Southern Pacific agent will be glad to explain our prepaid order service which enables you to send transportation and a limited amount of cash by telegraph to most points in the United States, without additional cost.



TRAVELERS' CHEQUES—When you purchase your ticket it is possible to protect the funds you carry with you on your journey by changing your cash into American Express Travelers Cheques. The charge for these Cheques is only 75c for each \$100 purchased. If they should be lost or stolen before you have signed them the second time, the American Express refunds the amount involved.



ELECTRIC RAZORS—Razors of 110 voltage may be used on most Southern Pacific trains. Razors of 32 voltage may be used in Tourist and Standard Pullman cars on all trains provided owner has a screw socket plug for attachment to regular electric light outlet.



STOPPING TRAINS ON FLAG—Where trains are scheduled to stop on flag, please give advance notice to agent or conductor so necessary arrangements may be made.



LOST ARTICLES—Articles found on trains or in stations are forwarded to Division Superintendents, to whom application should be made or to any agent, or to the General Baggage Agent at San Francisco, California, or to General Passenger Offices at Portland, Ore., Oakland, Calif., Los Angeles, Calif., Tucson, Ariz., Phoenix, Ariz., El Paso, Texas, Houston, Texas, or New Orleans, La. Articles found in Pullman cars are returned to that Company and report of loss should be made direct to the Pullman Company.



CHILDREN'S FARES—Children under five years of age when accompanied by parent or guardian ride free; five years of age and under twelve, half fare; twelve years of age or over, full fare. Except that all children of any age occupying space to the exclusion of other passengers are required to hold special service tickets on Streamliner City of San Francisco.



LOST TICKETS—If you lose your railroad or Pullman ticket please notify conductor or the nearest ticket agent. Cash fare should be paid on train or another ticket purchased via same route, taking RECEIPT in either case. Receipt and details of the loss of original ticket, including ticket envelope, passenger's check or any item that will serve to identify lost ticket, should be given to agent or forwarded to General Passenger Office of the railroad from which you bought the original ticket. You will be advised promptly regarding refund.



ADJUSTMENT OF FARES—In the event of any misunderstanding with conductor as to proper fare or ticket privileges, please pay fare requested, take receipt and refer matter for investigation to the General Passenger Office of the railroad from which you purchased the ticket. Conductors have no discretionary power in such matters, and are governed by rules which they are not authorized to change.



REDEMPTION OF TICKETS—Unused or partly used tickets of this company's issue will be redeemed to original purchaser at the difference between the amount paid and cost of service performed.



AIR-CONDITIONED TRAINS—Air-conditioned equipment is operated in regular sections of trains as shown herein. However, the right is reserved to use non-air-conditioned cars as may be necessitated by an unusual volume of traffic or emergencies.



TIME—Pacific War Time is used on all Lines of the Southern Pacific except between Yuma, Ariz., El Paso, Texas and Tucumcari, N. M., where Mountain War Time is used and between Ysleta, Texas and New Orleans, La., where Central War Time is used. The State of Arizona has reverted to Standard Mountain Time until April 1, 1945. However, all our trains will continue to operate on Mountain War Time in Arizona. Time from 12:01 midnight to 12:00 noon (A. M. time) is shown in light faced figures; time from 12:01 noon to 12:00 midnight (P. M. time) is shown in dark faced figures.

SET YOUR WATCH—When change in time standards are indicated in station columns watches should be set ahead one hour on eastbound trip and one hour back on westbound trip.

TIME AT STATIONS—CAUTION—When a train is late in arrival at a station, effort is made to leave as quickly as possible, and in such cases the period of stop at a station may be less than is shown in the time table.



SPECIAL NOTICE—Due to necessity we are sometimes required to revise schedules on such short notice as to make it impractical to inform our patrons through new time table folders. The schedules and information shown herein are therefore subject to change without notice. Every reasonable effort is made to insure accuracy in these time tables and to maintain schedules shown. However, no responsibility is assumed for possible errors or for inconvenience or damage resulting from delayed trains or failure to make connections, such matters generally being due to conditions beyond our control.



WHY NOT CHECK YOUR HAND BAGS ON TRAIN?—One or two bags usually are ample to meet all necessary requirements for the average passenger while traveling. Additional luggage may be handled under check in baggage service, without cost, which adds to the convenience and comfort of passengers enroute.



BAGGAGE—Your personal baggage should be checked at least one day in advance of your departure. With passenger travel heavier today than it has been in years, prompt handling of baggage cannot be guaranteed. Therefore, to lessen the chance of disappointment at your destination because of delayed arrival of your baggage, it should be checked one day or more in advance. All baggage should be marked with your name and address.

Special baggage delivery service is operated between the larger cities on our Pacific Lines and between Southern Pacific points and large cities on other lines, under which baggage will be called for at residence, hotel or business house and checked direct to residence, hotel or business house at destination.

Transfer company agents also collect baggage and checks on trains and deliver as you instruct.



On each adult first-class, intermediate-tourist class or Trans-Continental Coach ticket 150 pounds of baggage not exceeding \$100.00 in value may be checked free. On each child's half fare ticket of either class 75 pounds of baggage not exceeding \$50.00 in value may be checked free. No single piece of baggage exceeding 300 pounds in weight or 72 inches in greatest measurement will be checked. Any excess weight or value will be charged for in accordance with tariff regulations.

Storage will be charged on each piece inbound or outbound, checked or not checked, remaining on hand over 24 hours, such baggage being held at owner's risk.

Excess value up to \$2500.00 may be declared on baggage of any one passenger at cost of ten cents per each \$100.00.



RED CAP BAGGAGE—Liability for loss or damage will not exceed \$50.00 per hand trunk, suitcase or traveling bag and contents, nor more than \$10.00 for each box, bundle or package and contents.

HAND BAGGAGE BETWEEN TRAINS—To relieve through passengers of their hand baggage during their stay between trains, arrangements have been made whereby:

At **SAN FRANCISCO** or **OAKLAND PIER** hand baggage to be transferred to outgoing Station may be turned over to Stationmaster at receiving Station, who will ascertain your sleeping car space on outgoing train at crosstown Station and forward baggage by Union Transfer Company to Stationmaster, outgoing Station, for placing in proper outbound space. Transfer Company charge for such service is 25c for each piece.

Passengers using coach accommodations from outgoing Station, upon payment of Transfer Company charge of 25c for each piece, plus 10c parcel checking charge for the first 24 hours, may under this arrangement send their hand baggage to baggage-room of outgoing Station where it may be claimed by presenting parcel claim check received from Stationmaster of incoming Station.



At **NEW ORLEANS** and **CHICAGO** hand baggage may be turned over to the New Orleans Transfer Company (at New Orleans) and the Parmelee Transfer Company (at Chicago) securing their parcel claim check for same. Baggage will then be handled to parcel room at the outbound station where you may later claim baggage by presenting parcel claim check received from the Transfer Company and upon payment of 10c for each piece up to three pieces, then 35c for each additional piece, which includes parcel room charge for the first 24 hours.

Sunset Route—Westbound

New Orleans, Houston, San Antonio, El Paso, Southern Arizona, San Diego, Los Angeles

(A) Train 1—Sunset Limited
New Orleans, El Paso, Los Angeles

Lv New Orleans, La. (C.W.T.) Sou.Pac.	8 45	Mo	Tu	We	Th	Fr	Sa	Su
Lv Houston, Tex.	8 25	Mo	Tu	We	Th	Fr	Sa	Su
Lv San Antonio, Tex. (C.W.T.)	2 00	Tu	We	Th	Fr	Sa	Su	Mo
Ar El Paso, Tex. (M.W.T.)	7 10	Tu	We	Th	Fr	Sa	Su	Mo
Lv El Paso, Tex. (M.W.T.)	7 50	Tu	We	Th	Fr	Sa	Su	Mo
Lv Deming, N. M.	10 01	Tu	We	Th	Fr	Sa	Su	Mo
Lv Lordsburg, N. M.	11 30	Tu	We	Th	Fr	Sa	Su	Mo
Lv Bowie, Ariz.	12 52	We	Th	Fr	Sa	Su	Mo	Tu
Ar Tucson, Ariz.	4 10	We	Th	Fr	Sa	Su	Mo	Tu
Lv Tucson, Ariz.	4 40	We	Th	Fr	Sa	Su	Mo	Tu
Ar Chandler, Ariz.	f 6 51	We	Th	Fr	Sa	Su	Mo	Tu
Ar Mesa, Ariz.	7 12	We	Th	Fr	Sa	Su	Mo	Tu
Ar Phoenix, Ariz.	7 55	We	Th	Fr	Sa	Su	Mo	Tu
Ar Yuma, Ariz. (M.W.T.)	12 35	We	Th	Fr	Sa	Su	Mo	Tu
Lv Yuma, Ariz. (P.W.T.)	11 55	We	Th	Fr	Sa	Su	Mo	Tu
Lv Indio, Cal.	3 10	We	Th	Fr	Sa	Su	Mo	Tu
Lv Colton, Cal.	5 50	We	Th	Fr	Sa	Su	Mo	Tu
Ar Alhambra, Cal. (Pasadena)	7 20	We	Th	Fr	Sa	Su	Mo	Tu
Ar Los Angeles, Cal. (Union Sta.)	7 45	We	Th	Fr	Sa	Su	Mo	Tu

Table 1



(B) Train 5—Argonaut
New Orleans, El Paso, Los Angeles

Lv New Orleans, La. (C.W.T.) S.P.	a 11 00	Mo	Tu	We	Th	Fr	Sa	Su
Lv Houston, Tex.	10 10	Tu	We	Th	Fr	Sa	Su	Mo
Lv San Antonio, Tex. (C.W.T.)	4 10	Tu	We	Th	Fr	Sa	Su	Mo
Ar El Paso, Tex. (M.W.T.)	9 40	We	Th	Fr	Sa	Su	Mo	Tu
Lv St. Louis, Mo. (C.W.T.) Mo.Pac.	5 50	Mo	Tu	We	Th	Fr	Sa	Su
Lv Memphis, Tenn.	9 45	Mo	Tu	We	Th	Fr	Sa	Su
Lv Little Rock, Ark.	2 30	Tu	We	Th	Fr	Sa	Su	Mo
Lv Dallas, Tex.	12 45	Tu	We	Th	Fr	Sa	Su	Mo
Lv Fort Worth, Tex.	2 10	Tu	We	Th	Fr	Sa	Su	Mo
Ar El Paso, Tex. (M.W.T.) T. & P.	8 15	We	Th	Fr	Sa	Su	Mo	Tu
Lv El Paso, Tex. (M.W.T.) Sou.Pac.	10 20	We	Th	Fr	Sa	Su	Mo	Tu
Lv Douglas, Ariz.	4 05	We	Th	Fr	Sa	Su	Mo	Tu
Ar Bisbee Jct., Ariz.	4 54	We	Th	Fr	Sa	Su	Mo	Tu
Ar Bisbee, Ariz.	5 35	We	Th	Fr	Sa	Su	Mo	Tu
Lv Bisbee, Ariz.	4 15	We	Th	Fr	Sa	Su	Mo	Tu
Ar Tucson, Ariz. Sou. Pac.	7 30	We	Th	Fr	Sa	Su	Mo	Tu
Ar Casa Grande, Ariz.	9 45	We	Th	Fr	Sa	Su	Mo	Tu
Ar Maricopa, Ariz.	11 10	We	Th	Fr	Sa	Su	Mo	Tu
Ar Gila, Ariz.	10 17	We	Th	Fr	Sa	Su	Mo	Tu
Ar Sentinel, Ariz.	12 22	Th	Fr	Sa	Su	Mo	Tu	We
Ar Wellton, Ariz.	f 1 45	Th	Fr	Sa	Su	Mo	Tu	We
Ar Yuma, Ariz. (M.W.T.)	2 45	Th	Fr	Sa	Su	Mo	Tu	We
Lv Yuma, Ariz. (P.W.T.)	3 45	Th	Fr	Sa	Su	Mo	Tu	We
Ar San Diego, Cal. S.D.&A.E.	1 20	Th	Fr	Sa	Su	Mo	Tu	We
Lv Yuma, Ariz. (P.W.T.) Sou. Pac.	2 15	Th	Fr	Sa	Su	Mo	Tu	We
Lv Indio, Cal.	5 20	Th	Fr	Sa	Su	Mo	Tu	We
Lv Colton, Cal.	8 02	Th	Fr	Sa	Su	Mo	Tu	We
Ar Alhambra, Cal. (Pasadena)	9 25	Th	Fr	Sa	Su	Mo	Tu	We
Ar Los Angeles, Cal. (Un. Sta.)	9 40	Th	Fr	Sa	Su	Mo	Tu	We

Los Angeles, Santa Barbara, San Francisco

Daily Service	No. 99	♦No. 51	No. 71	♦No. 25	No. 69	♦No. 55	No. 75
Lv Los Angeles (Union Sta.)	8 15	8 00	1 00	5 00	6 30	8 25	9 00
Ar Santa Barbara, Cal.	10 30	♦	4 50	♦	9 40	♦	11 37
Ar San Francisco (3rd St.)	6 00	♦	6 45	♦	8 45	♦	9 00
Ar San Francisco, (Mkt. St.)	9 30	♦	9 20	♦	6 50	9 50	♦

(C) Connections at New Orleans

WESTBOUND	Daily Example	Daily Example	Daily Example
Lv Chicago, Ill. (C.W.T.) I. C.	9 05 Su	3 15 Su	7 45 Su
Lv Memphis, Tenn. (C.W.T.)	11 40 Su	1 20 Mo	9 35 Mo
Ar New Orleans, La. (C.W.T.)	9 55 Mo	9 15 Mo	9 05 Mo
Lv New York, N.Y. (E.W.T.) P. R. R.	4 35 Su	6 55 Sa
Lv Chattanooga, Tenn. (C.W.T.) Sou. Ry.	10 25 Mo	5 20 Su
Ar New Orleans, La. (C.W.T.)	9 30 Mo	8 55 Mo
Lv Cincinnati, O. (E.W.T.) Sou. Ry.	8 45 Su	6 30 Su
Ar New Orleans, La. (C.W.T.)	8 55 Mo	7 15 Mo
Lv Cincinnati, O. (E.W.T.) B. & O.	9 45 Su	6 50 Su
Ar New Orleans, La. (C.W.T.) I. C.	9 55 Mo	9 05 Mo
Lv Cincinnati, O. (E.W.T.) L. & N.	9 00 Su	7 05 Su
Ar New Orleans, La. (C.W.T.)	7 45 Mo	8 00 Mo
Lv Jacksonville, Fla. (E.W.T.) Seab.	9 50 Su	9 20 Su
Ar New Orleans, La. (C.W.T.) L. & N.	7 15 Mo	7 30 Mo
Lv New York, N.Y. (E.W.T.) B. & O.	12 35 Su	6 00 Sa
Lv Philadelphia, Pa. (E.W.T.)	3 17 Su	8 49 Sa
Ar Washington, D. C. (E.W.T.)	6 13 Su	11 37 Sa
Ar New Orleans, La. (C.W.T.) Sou.-L. & N.	9 30 Mo	10 15 Mo

(D) Washington-Sunset Route

NEW YORK, WASHINGTON, ATLANTA, NEW ORLEANS, EL PASO, LOS ANGELES		
Daily Service	No. 33	No. 37
Lv New York, N.Y. (E.W.T.) Penn.	10 00 Sa	b 1 50 Su
Lv Philadelphia (North), Pa.	11 34 Sa	b 3 25 Su
Lv Baltimore, Md.	1 40 Su	b 5 28 Su
Lv Washington, D. C. Sou. Ry.	d 3 00 Su	b 6 25 Su
Lv Danville, Va.	9 05 Su	b 11 55 Su
Lv Greensboro, N. C.	10 25 Su	b 1 10 Mo
Lv Spartanburg, S. C.	2 30 Su	b 4 55 Mo
Lv Atlanta, Ga. (E.W.T.) A. & W. P.	8 00 Su	9 30 Mo
Lv Montgomery, Ala. (C.W.T.) L. & N.	12 05 Mo	1 15 Mo
Ar New Orleans, La. (C.W.T.)	10 15 Mo	9 30 Mo
Daily Service	No. 5	No. 5
Lv New Orleans, La. (C.W.T.) S.P.	a 11 00 Mo	a 11 00 Mo
Ar Houston, Tex.	9 30 Tu	9 30 Tu
Ar San Antonio, Tex. (C.W.T.)	3 35 Tu	3 35 Tu
Ar El Paso, Tex. (M.W.T.)	9 40 We	9 40 We
Ar Los Angeles (Union Sta.) (P.W.T.)	9 40 Th	9 40 Th

(E) Coast to Coast Service

NEW YORK, WASHINGTON, BIRMINGHAM, NEW ORLEANS, EL PASO, LOS ANGELES	
The Southerner (Streamliner-All-Coach)-Daily	No. 47
Lv New York, N.Y. (E.W.T.) The Southerner Penn.	4 35 Su
Lv Philadelphia (North), Pa.	6 05 Su
Lv Baltimore, Md.	7 50 Su
Lv Washington, D. C. Sou. Ry.	8 50 Su
Lv Danville, Va.	1 34 Mo
Lv Greensboro, N. C.	2 34 Mo
Lv Spartanburg, S. C.	6 02 Mo
Lv Atlanta, Ga. (E.W.T.)	10 20 Mo
Lv Birmingham, Ala. (C.W.T.)	1 50 Mo
Ar New Orleans, La. (C.W.T.) The Southerner	9 30 Mo
Daily Service	No. 5
Lv New Orleans, La. (C.W.T.) Argonaut S. P.	11a 00 Mo
Ar Houston, Tex.	9 30 Tu
Ar San Antonio, Tex. (C.W.T.)	3 35 Tu
Ar El Paso, Tex. (M.W.T.)	9 40 We
Ar Los Angeles (Un. Station) (P.W.T.) Argonaut	9 40 Th

Train 1—Sunset Limited

Standard Sleepers: ★New Orleans to Los Angeles (Sections, Drawing-Room, Compartments, Bedrooms).
★San Antonio to Los Angeles (Sections, Drawing-Room, Compartments) (open for occupancy at San Antonio 9:30PM).
Tourist Sleeper: ★New Orleans to Los Angeles.
Dining Car: ★For Meal Service.
Coaches and Chair-Coach: ★New Orleans to Los Angeles.
Tickets Honored: Ask Agents.

Train 5—Argonaut

Standard Sleepers: ★New Orleans to Los Angeles. (Sections, Drawing-Rooms, Compartments).
★New Orleans to El Paso (Sections, Drawing-Room, Compartments).
★St. Louis to Los Angeles via M. P., T. & P., S. P. (Sections, Drawing-Room, Compartments).
★Tucson to Los Angeles (Sections, Drawing-Room).
Tourist Sleepers: ★New Orleans to Los Angeles.
Dining Car: ★For Meal Service.
Reclining Chair Car and Coaches: ★New Orleans to Los Angeles.
★New Orleans to San Diego. (On S.D. & A.E. No. 363 from Yuma.)
Tickets Honored: All classes.

★Regularly assigned cars are air-conditioned.
All PM time in Dark faced figures.
E.W.T.—Eastern War Time. C.W.T.—Central War Time.
M.W.T.—Mountain War Time. P.W.T.—Pacific War Time.
*—Daily.
●—No. 17—Change Birmingham.
♦—Runs via San Joaquin Valley Line, arriving San Francisco (Market St. Station).
○—Train 75-73.
a—Open for occupancy 9:30PM.
b—Coach passengers leave New York 8:30AM, North Philadelphia, 10:00AM, Baltimore 11:47AM, Washington 1:00PM, Greensboro 9:20PM. Ar Atlanta 7:30AM (E.W.T.).
d—Sleeper open for occupancy 10:00PM.
f—Flag stop.

To get \$25 a month starting in 10 years, buy an \$18.75 war bond every month now.

Southern Railway's all-coach streamliner, *The Southerner*, makes connection with Southern Pacific's *Argonaut* at New Orleans for California, providing a Coast-to-Coast service requiring but a few hours longer than non-extra fare service on direct trans-continental routes.

Sunset Route—Eastbound

Los Angeles, San Diego, Southern Arizona, El Paso, San Antonio, Houston, New Orleans

(A) Train 2—Sunset Limited
Los Angeles, El Paso, New Orleans

Lv Los Angeles, Cal. (Un.Sta.)..Sou.Pac.	8 30	Mo	Tu	We	Th	Fr	Sa	Su
Lv Alhambra (Pasadena), Cal.	8 50	Mo	Tu	We	Th	Fr	Sa	Su
Lv Colton, Cal.	10 38	Mo	Tu	We	Th	Fr	Sa	Su
Lv Indio, Cal.	1 15	Mo	Tu	We	Th	Fr	Sa	Su
Ar Yuma, Ariz. (P.W.T.)	4 20	Mo	Tu	We	Th	Fr	Sa	Su
Lv Yuma, Ariz. (M.W.T.)	5 40	Mo	Tu	We	Th	Fr	Sa	Su
Ar Phoenix, Ariz.	9 40	Mo	Tu	We	Th	Fr	Sa	Su
Lv Phoenix, Ariz.	10 05	Mo	Tu	We	Th	Fr	Sa	Su
Ar Tempe, Ariz.	10 24	Mo	Tu	We	Th	Fr	Sa	Su
Ar Mesa, Ariz.	10 42	Mo	Tu	We	Th	Fr	Sa	Su
Ar Chandler, Ariz.	11 00	Mo	Tu	We	Th	Fr	Sa	Su
Ar Tucson, Ariz.	1 15	Tu	We	Th	Fr	Sa	Su	Mo
Lv Tucson, Ariz.	1 35	Tu	We	Th	Fr	Sa	Su	Mo
Ar Bowie, Ariz.	5 05	Tu	We	Th	Fr	Sa	Su	Mo
Ar Lordsburg, N. M.	6 27	Tu	We	Th	Fr	Sa	Su	Mo
Ar Deming, N. M.	7 50	Tu	We	Th	Fr	Sa	Su	Mo
Ar El Paso, Tex. (M.W.T.)	9 40	Tu	We	Th	Fr	Sa	Su	Mo
Lv El Paso, Tex. (M.W.T.)	10 20	Tu	We	Th	Fr	Sa	Su	Mo
Ar San Antonio, Tex. (C.W.T.)	3 35	We	Th	Fr	Sa	Su	Mo	Tu
Ar Houston, Tex.	9 05	We	Th	Fr	Sa	Su	Mo	Tu
Ar New Orleans La. (C.W.T.)	8 45	We	Th	Fr	Sa	Su	Mo	Tu

Table 2



Your Friendly Railroad

(B) Train 6—Argonaut
Los Angeles, El Paso, New Orleans

Lv Los Angeles Cal. (Un.Sta.)..Sou.Pac.	6 45	Mo	Tu	We	Th	Fr	Sa	Su
Lv Alhambra, Cal. (Pasadena)	7 05	Mo	Tu	We	Th	Fr	Sa	Su
Lv Colton, Cal.	8 55	Mo	Tu	We	Th	Fr	Sa	Su
Lv Indio, Cal.	11 35	Mo	Tu	We	Th	Fr	Sa	Su
Ar Yuma, Ariz. (P.W.T.)	3 00	Tu	We	Th	Fr	Sa	Su	Mo
Lv San Diego, Cal. (S. D. & A. E.)	2 45	Mo	Tu	We	Th	Fr	Sa	Su
Ar Yuma, Ariz. (P.W.T.) Sou.Pac.	12 20	Tu	We	Th	Fr	Sa	Su	Mo
Lv Yuma, Ariz. (M.W.T.)..Sou. Pac.	4 30	Tu	We	Th	Fr	Sa	Su	Mo
Lv Gila, Ariz.	8 00	Tu	We	Th	Fr	Sa	Su	Mo
Ar Tucson, Ariz.	11 40	Tu	We	Th	Fr	Sa	Su	Mo
Ar Bowie, Ariz.	3 58	Tu	We	Th	Fr	Sa	Su	Mo
Ar Lordsburg, N. M.	5 20	Tu	We	Th	Fr	Sa	Su	Mo
Ar Deming, N. M.	6 50	Tu	We	Th	Fr	Sa	Su	Mo
Ar El Paso, Tex. (M.W.T.)	8 50	Tu	We	Th	Fr	Sa	Su	Mo
Lv El Paso, Tex. (M.W.T.)..T.&P.	9 25	Tu	We	Th	Fr	Sa	Su	Mo
Ar Fort Worth, Tex.	3 30	We	Th	Fr	Sa	Su	Mo	Tu
Ar Dallas, Tex.	5 05	We	Th	Fr	Sa	Su	Mo	Tu
Ar Little Rock, Ark...Mo. Pac.	2 10	Th	Fr	Sa	Su	Mo	Tu	We
Ar Memphis, Tenn.	6 45	Th	Fr	Sa	Su	Mo	Tu	We
Ar St. Louis, Mo.	11 30	Th	Fr	Sa	Su	Mo	Tu	We
Lv El Paso, Tex. (M.W.T.)..Sou.Pac.	9 30	Tu	We	Th	Fr	Sa	Su	Mo
Ar San Antonio, Tex. (C.W.T.)	4 35	We	Th	Fr	Sa	Su	Mo	Tu
Ar Houston, Tex.	10 45	We	Th	Fr	Sa	Su	Mo	Tu
Ar New Orleans, La. (C.W.T.)	10 30	Th	Fr	Sa	Su	Mo	Tu	We

San Francisco, Santa Barbara, Los Angeles

Daily Service	No. 52	No. 56	No. 98	No. 72	No. 26	No. 70	No. 76
Lv San Francisco (3rd St.)	8 00	8 30	8 15	1 00	5 00	6 30	9 00
Lv San Francisco (Mkt. St.)	8 00	8 30	8 15	1 00	5 00	6 30	9 00
Lv Santa Barbara, Cal.	10 00	6 15	6 00	6 45	9 30	8 35	9 00
Ar Los Angeles (Union Sta.)	10 00	6 15	6 00	6 45	9 30	8 35	9 00

★Argonaut and Sunset Limited are air-conditioned and AIR-COOLED All Year

(C) Connections at New Orleans

EASTBOUND	Daily Example	Daily Example	Daily Example
Lv New Orleans La. (CWT) L.C.	8 50Th	3 15Th	7 30Th
Ar Memphis, Tenn. (C.W.T.)	7 30Th	10 25Th	6 00Fr
Ar Chicago, Ill. (C.W.T.)	9 50Fr	9 15Fr	9 25Fr
Lv New Orleans, La. (CWT) Sou.Ry.	7 45Th	7 45Th	
Ar Chattanooga, Tenn. (C.W.T.)	6 55Th	11 00Fr	
Ar New York, N.Y. (E.W.T.) PRR	1 40Fr	11 30Sa	
Lv New Orleans, La. (CWT) L.&N.	8 30Th	7 55Th	
Ar Cincinnati, O. (E.W.T.)	12 05Fr	9 35Fr	
Lv New Orleans, La. (CWT) Sou.Ry.	8 30Th	7 45Th	
Ar Cincinnati, O. (E.W.T.)	11 45Fr	9 55Fr	
Lv New Orleans, La. (C.W.T.) L.C.	8 50Th	7 30Th	
Ar Cincinnati, O. (E.W.T.) B. & O.	12 30Fr	11 00Fr	
Lv New Orleans, La. (C.W.T.) L&N	8 45Th	10 30Th	
Ar Jacksonville, Fla. (E.W.T.) Seab.	7 15Fr	7 20Fr	
Lv New Orleans, La. (CWT) L&N Sou.	8 30Th	4 45Th	9 30Th
Lv Washington, D.C. (EWT) B.&O.	1 00Sa	6 45Sa	9 00Sa
Ar Philadelphia, Pa. (E.W.T.)	4 03Sa	9 45Sa	10 47Sa
Ar New York, N.Y. (E.W.T.)	7 10Sa	12 30Sa	1 25Sa

(D) Washington-Sunset Route

LOS ANGELES, EL PASO, NEW ORLEANS, ATLANTA, WASHINGTON, NEW YORK

Daily Service	No. 2	No. 6	
Lv Los Angeles (Union Station) S.P.	8 30Mo	6 45Mo	
Lv El Paso, Tex. (M.W.T.)	10 20Tu	9 30Tu	
Lv San Antonio, Tex. (C.W.T.)	4 05We	5 15We	
Lv Houston, Tex.	9 30We	11 15We	
Ar New Orleans, La. (C.W.T.)	8 45We	10 30Th	
Daily Service	No. 38	No. 88-36	No. 34
Lv New Orleans, La. (CWT) L.&N.	10 30We	8 45Th	4 45Th
Ar Montgomery, Ala. (C.W.T.)	7 00Th	6 00Th	2 30Fr
Ar Atlanta, Ga. (E.W.T.) A.&W.P.	1 10Th	12 55Fr	8 30Fr
Ar Spartanburg, S. C.	45 45Th	6 25Fr	1 55Fr
Ar Greensboro, N. C.	49 35Th	11 35Fr	6 20Fr
Ar Danville, Va.	10 45Th	12 45Fr	7 44Fr
Ar Washington, D. C.	6 43Fr	7 30Fr	6 15Sa
Ar Baltimore, Md.	45 37Fr	8 43Fr	e2 59Sa
Ar Philadelphia (North), Pa.	47 39Fr	10 44Fr	e5 12Sa
Ar New York, N. Y. (E.W.T.)	49 15Fr	12 15Sa	e6 55Sa

(E) Coast to Coast Service

LOS ANGELES, EL PASO, NEW ORLEANS, BIRMINGHAM, WASHINGTON, NEW YORK

Daily Service	No. 6	No. 2
Lv Los Angeles (Union Station) S.P.	6 45Mo	8 30Tu
Lv El Paso, Tex. (M.W.T.)	9 30Tu	10 20We
Lv San Antonio, Tex. (C.W.T.)	5 15We	4 05Th
Lv Houston, Tex.	11 15We	9 30Th
Ar New Orleans, La. (C.W.T.)	10 30Th	8 45Th
The Southerner (Streamliner-All-Coach)-Daily	No. 48	
Lv New Orleans, La. (C.W.T.) The Southerner Sou.Ry.	7 45Fr	
Ar Birmingham, Ala. (C.W.T.)	3 00Fr	
Ar Atlanta, Ga. (E.W.T.)	8 05Fr	
Ar Spartanburg, S. C.	12 12Sa	
Ar Greensboro, N. C.	3 45Sa	
Ar Danville, Va.	4 40Sa	
Ar Washington, D. C.	9 30Sa	
Ar Baltimore, Md.	Penn. 10 31Sa	
Ar Philadelphia (North), Pa.	12 11Sa	
Ar New York, N. Y. (E.W.T.) The Southerner	1 40Sa	

Train 2—Sunset Limited

Standard Sleepers: ★Los Angeles to New Orleans (Sections, Drawing-Room, Compartments, Bedrooms).

★Los Angeles to San Antonio (Sections, Drawing-Room, Compartments) (occupancy at San Antonio until 8:00AM).

Dining Car: ★For Meal Service.

Tourist Sleeper: ★Los Angeles to New Orleans.

Coaches and Chair-Coach: ★Los Angeles to New Orleans.

Coach: ★Houston to New Orleans.

Tickets Honored: Ask Agents.

★Regularly assigned cars are air-conditioned.

All PM time in Dark faced figures.

P.W.T.—Pacific War Time. M.W.T.—Mountain War Time.

C.W.T.—Central War Time. E.W.T.—Eastern War Time.

a—Change cars for points beyond Washington.

b—Sleeper may be occupied until 7:30AM.

c—Coach-passengers Lv Washington 2:45AM, Ar New York 7:25AM

d—Coach passengers Lv Atlanta 1:55PM (E.W.T.), Ar Washington

7:10AM, New York 12:10PM.

f—Flag stop.

†—Leaves from San Francisco Market St. Station, operating via San Joaquin Valley Line.

•—No. 18—Change Birmingham.

○—Train 74-76.

Train 6—Argonaut

Standard Sleepers: ★Los Angeles to New Orleans (Sections, Drawing-Rooms, Compartments).

★Los Angeles to St. Louis via S. P., T. & P., M. P. (Sections, Drawing-Room, Compartments).

★El Paso to New Orleans (Sections, Drawing-Room, Compartments).

Tourist Sleepers: ★Los Angeles to New Orleans.

Dining Car: ★For Meal Service.

Reclining Chair Car and Coaches: ★Los Angeles to New Orleans.

★San Diego to New Orleans (On SD&AE No. 362 to Yuma).

Tickets Honored: All classes.

THINK TWICE BEFORE YOU TRAVEL ON THE TRAIN

Space on our trains is needed for military and other essential travel and, frankly, there is no room for people traveling unnecessarily. So, unless your trip is really essential, you'll do your country a service by staying home.

Golden State Route—Westbound

Chicago, St. Louis, Kansas City, El Paso, Southern Arizona, San Diego, Los Angeles

Table 3

(A) Train 3—Golden State Limited
Chicago to El Paso, Los Angeles

Lv Chicago, Ill. (CWT).....	8 00	Mo	Tu	We	Th	Fr	Sa	Su	Mo
Ar Kansas City, Mo.....	7 45	Tu	We	Th	Fr	Sa	Su	Mo	Tu
Lv St. Louis, Mo.....	11 50	Mo	Tu	We	Th	Fr	Sa	Su	Mo
Ar Kansas City, Mo.....	7 30	Tu	We	Th	Fr	Sa	Su	Mo	Tu
Lv Minneapolis, Minn.....	6 00	Mo	Tu	We	Th	Fr	Sa	Su	Mo
Ar St. Paul, Minn.....	6 35	Tu	We	Th	Fr	Sa	Su	Mo	Tu
Ar Kansas City, Mo.....	7 15	Tu	We	Th	Fr	Sa	Su	Mo	Tu
Lv Kansas City, Mo.....	9 00	Mo	Tu	We	Th	Fr	Sa	Su	Mo
Lv Topeka, Kan.....	10 25	Tu	We	Th	Fr	Sa	Su	Mo	Tu
Lv Dalhart, Tex.....	10 10	Tu	We	Th	Fr	Sa	Su	Mo	Tu
Ar Tucumcari, N.M. (CWT) R.I.	12 50	We	Th	Fr	Sa	Su	Mo	Tu	We
Lv Memphis, Tenn.....	9 00	Mo	Tu	We	Th	Fr	Sa	Su	Mo
Lv Little Rock, Ark.....	12 20	Tu	We	Th	Fr	Sa	Su	Mo	Tu
Lv Oklahoma City.....	12 25	Tu	We	Th	Fr	Sa	Su	Mo	Tu
Ar Tucumcari, N.M. (C.W.I) R.I.	1 05	We	Th	Fr	Sa	Su	Mo	Tu	We
Lv Tucumcari, N.M. (MWT) S.P.	12 30	We	Th	Fr	Sa	Su	Mo	Tu	We
Ar El Paso, Tex. (MWT).....	8 55	We	Th	Fr	Sa	Su	Mo	Tu	We
Lv El Paso, Tex. (MWT).....	9 25	Tu	We	Th	Fr	Sa	Su	Mo	Tu
Ar Douglas, Ariz.....	2 30	We	Th	Fr	Sa	Su	Mo	Tu	We
Ar Bisbee Junc., Ariz.....	3 30	We	Th	Fr	Sa	Su	Mo	Tu	We
Ar Bisbee, Ariz.....	4 05	We	Th	Fr	Sa	Su	Mo	Tu	We
Lv Bisbee, Ariz.....	2 45	We	Th	Fr	Sa	Su	Mo	Tu	We
Ar Tucson, Ariz.....	6 05	We	Th	Fr	Sa	Su	Mo	Tu	We
Ar Chandler, Ariz.....	8 47	We	Th	Fr	Sa	Su	Mo	Tu	We
Ar Phoenix, Ariz.....	9 50	We	Th	Fr	Sa	Su	Mo	Tu	We
Ar Yuma, Ariz. (MWT).....	2 00	Th	Fr	Sa	Su	Mo	Tu	We	Th
Lv Yuma, Ariz. (PWT).....	3 45	Th	Fr	Sa	Su	Mo	Tu	We	Th
Ar San Diego, Cal. S.D.&A.E.	1 20	Th	Fr	Sa	Su	Mo	Tu	We	Th
Lv Yuma, Ariz. (PWT).....	1 45	Th	Fr	Sa	Su	Mo	Tu	We	Th
Ar Indio, Cal.....	4 41	Th	Fr	Sa	Su	Mo	Tu	We	Th
Ar Palm Springs, Cal.....	5 54	Th	Fr	Sa	Su	Mo	Tu	We	Th
Ar Alhambra, Cal. (Pasadena)	9 04	Th	Fr	Sa	Su	Mo	Tu	We	Th
Ar Los Angeles, Cal. (Un. Sta.)	9 25	Th	Fr	Sa	Su	Mo	Tu	We	Th

(B) Train 43—Californian
Chicago to El Paso, Los Angeles

Lv Chicago, Ill. (CWT).....	9 00	Mo	Tu	We	Th	Fr	Sa	Su	Mo
Ar Kansas City, Mo.....	9 40	Tu	We	Th	Fr	Sa	Su	Mo	Tu
Lv St. Louis, Mo.....	11 50	Mo	Tu	We	Th	Fr	Sa	Su	Mo
Ar Kansas City, Mo.....	7 30	Tu	We	Th	Fr	Sa	Su	Mo	Tu
Lv Minneapolis, Minn.....	6 00	Mo	Tu	We	Th	Fr	Sa	Su	Mo
Ar St. Paul, Minn.....	6 35	Tu	We	Th	Fr	Sa	Su	Mo	Tu
Ar Kansas City, Mo.....	7 15	Tu	We	Th	Fr	Sa	Su	Mo	Tu
Lv Kansas City, Mo.....	10 30	Tu	We	Th	Fr	Sa	Su	Mo	Tu
Lv Topeka, Kan.....	11 55	Tu	We	Th	Fr	Sa	Su	Mo	Tu
Lv Dalhart, Tex.....	11 40	Tu	We	Th	Fr	Sa	Su	Mo	Tu
Ar Tucumcari, N.M. (CWT) R.I.	2 10	We	Th	Fr	Sa	Su	Mo	Tu	We
Lv Memphis, Tenn.....	9 00	Mo	Tu	We	Th	Fr	Sa	Su	Mo
Lv Little Rock, Ark.....	12 20	Tu	We	Th	Fr	Sa	Su	Mo	Tu
Lv Oklahoma City.....	12 25	Tu	We	Th	Fr	Sa	Su	Mo	Tu
Ar Tucumcari, N.M. (CW) R.I.	1 05	We	Th	Fr	Sa	Su	Mo	Tu	We
Lv Tucumcari, N.M. (C.W.I) S.P.	1 40	We	Th	Fr	Sa	Su	Mo	Tu	We
Ar El Paso, Tex. (M.W.T.).....	11 00	We	Th	Fr	Sa	Su	Mo	Tu	We
Lv Fort Worth, Tex. (CWT) T&P	2 10	Tu	We	Th	Fr	Sa	Su	Mo	Tu
Ar El Paso, Tex. (M.W.T.).....	8 15	We	Th	Fr	Sa	Su	Mo	Tu	We
Lv El Paso, Tex. (MWT).....	11 30	We	Th	Fr	Sa	Su	Mo	Tu	We
Ar Deming, N. M.....	1 45	We	Th	Fr	Sa	Su	Mo	Tu	We
Ar Lordsburg, N. M.....	3 05	We	Th	Fr	Sa	Su	Mo	Tu	We
Ar Bowie, Ariz.....	4 48	We	Th	Fr	Sa	Su	Mo	Tu	We
Ar Benson, Ariz.....	7 01	We	Th	Fr	Sa	Su	Mo	Tu	We
Ar Tucson, Ariz.....	8 20	We	Th	Fr	Sa	Su	Mo	Tu	We
Ar Phoenix, Ariz.....	12 10	Th	Fr	Sa	Su	Mo	Tu	We	Th
Ar Yuma, Ariz. (MWT).....	5 05	Th	Fr	Sa	Su	Mo	Tu	We	Th
Lv Yuma, Ariz. (PWT).....	4 35	Th	Fr	Sa	Su	Mo	Tu	We	Th
Ar Indio, Cal.....	7 20	Th	Fr	Sa	Su	Mo	Tu	We	Th
Ar Palm Springs, Cal.....	8 28	Th	Fr	Sa	Su	Mo	Tu	We	Th
Ar Alhambra, Cal. (Pasadena)	11 59	Th	Fr	Sa	Su	Mo	Tu	We	Th
Ar Los Angeles, Cal. (Un. Sta.)	12 20	Th	Fr	Sa	Su	Mo	Tu	We	Th

Train 3—Golden State Limited

Via R. I. and S. P.

Standard Sleepers:★ Chicago to Los Angeles (Sections, Compartments, Drawing-Rooms, Bedrooms, Roomettes).

★ St. Louis to Los Angeles (Sections, Roomettes, Bedrooms). Mo. Pac. No. 9 to Kansas City. R.I.-S.P. No. 3 to Los Angeles.

★ Memphis to Los Angeles (Sections, Drawing Room, Compartments)—on R. I. Train 111 to Tucumcari.

★ Phoenix to Los Angeles (Sections, Drawing Room).

Tourist Sleepers:★ Chicago to Los Angeles.

★ Chicago to San Diego
(Via SD&AE from Yuma.)

Chair Car:★ Memphis to San Diego.

(Via SD&AE from Yuma.)
★ Chicago to San Diego,
(Via SD&AE from Yuma.)

Dining Car:★ For meal service.

Dining Car:★ Yuma to San Diego. (Serving "Economy" Meals).

Tickets Honored: Ask Agents.

ARMED FORCES AND WAR INDUSTRIES MUST HAVE FIRST CALL

To Our Passengers and Shippers:

With America at war, the armed forces and war industries must have first call upon transportation.

This means not only that troop trains must be given right of way but also that the freight trains carrying materials and supplies must be handled with the same dispatch as the forces themselves, so guns, tanks, ammunition, ships and planes may be available when and where needed.

Knowing that this has caused and will continue to cause delay at times to our civilian passengers and shippers, let me express our regret for the inconvenience you may experience. We shall be doing our best to serve you in the circumstances. We thank you for the understanding cooperation you have shown in the past and feel sure this helpful spirit will continue throughout the present crisis.

A. T. MERCIER
President
Southern Pacific Company

(C) Table 4
NEW YORK—CHICAGO

* 6 00	* 11 30	Lv New York (EWT) (42nd St.) B&O	Ar	12 30	* 2 50
4 25	8 30	Ar Chicago (CWT).....	Ly	9 50	* 3 30
* 11 30	* 4 15	Lv New York (EWT)..... N. Y. C.	Ar	7 20	7 45
4 40	9 15	Ar Chicago (CWT).....	Ly	* 9 50	* 10 50
* 11 40	* 4 05	Lv New York (E.W.T.)..... Penn.	Ar	6 35	7 00
4 40	8 50	Ar Chicago (C.W.T.).....	Ly	* 9 30	* 11 30
* 6 40	* 8 30	Lv New York (E.W.T.)..... Erie	Ar	9 16	7 54
5 55	8 45	Ar Chicago (C.W.T.).....	Ly	* 8 45	* 4 55

(D) Table 5
KANSAS CITY—MINNEAPOLIS

* 11 30	* 5 25	* 9 00	Lv Kansas City, Mo. R.I.	Ar	8 45	7 15	1 45
4 30	11 50	1 01	Ar Des Moines, Ia. ...	Lv	4 55	1 25	7 20
11 40	7 55	5 45	Ar St. Paul, Minn. ...	Lv	11 55	6 35	11 25
12 25	8 35	6 15	Ar Minneapolis, Minn. ...	Lv	* 11 30	* 6 00	* 10 35

★—Regularly assigned cars are air-conditioned.

All PM time in Dark faced figures.

*—Daily.

†—Effective Jan. 14, 1945.

f—Flag stop.

C.W.T.—Central War Time.

P.W.T.—Pacific War Time.

M.W.T.—Mountain War Time.

□—La Salle Street Station (La Salle & Van Buren Sts.)

※—Grand Central Station (Harrison and Wells Sts.)

†—Union Passenger Station (Canal and Adams Sts.)

○—Dearborn Station (Dearborn and Polk Sts.)

Train 43—Californian

Via R. I. and S. P.

Porter service. "Economy" meal service.

Exclusive women's and children's reclining chair car.

Reclining Chair Cars:★ Chicago to Los Angeles. (One car for women and children only)

★ Kansas City—Los Angeles.

★ Memphis to Los Angeles.

★ Ft. Worth—Los Angeles. (T. & P.-S.P.).

Dining Car:★ serving "Economy" meals.

Breakfast, 50c; Dinner, 75c.

Also low priced a la carte items.

Off-tray service throughout train:

Coffee 10c; sandwiches 15c. etc.

Tickets Honored: Ask Agents.

*The WAR BONDS you
buy now will come in
handy when your children
go to college.*

Golden State Route—Eastbound

Los Angeles, San Diego, Southern Arizona, El Paso, Kansas City, St. Louis, Chicago

Table 6

(A) **Train 4—Golden State Limited**
Los Angeles, El Paso to Chicago

Lv Los Angeles, Cal.	Un. Sta.	6 30	Mo	Tu	We	Th	Fr	Sa	Su	Su	Su
Lv Alhambra, Cal. (Pasadena) S.P.		6 50	Mo	Tu	We	Th	Fr	Sa	Su	Su	Su
Lv Palm Springs, Cal.		10 08	Mo	Tu	We	Th	Fr	Sa	Su	Su	Su
Ar Yuma, Ariz. (P.W.T.)		2 15	Tu	We	Th	Fr	Sa	Su	Mo		
Lv San Diego, Cal.	S.D.&A.E.	2 45	Mo	Tu	We	Th	Fr	Sa	Su	Su	Su
Ar Phoenix, Ariz.	(P.W.T.) S.P.	12 20	Tu	We	Th	Fr	Sa	Su	Mo		
Lv Yuma (M.W.T.)	Sou. Pac.	4 00	Tu	We	Th	Fr	Sa	Su	Mo		
Ar Phoenix, Ariz.		8 10	Tu	We	Th	Fr	Sa	Su	Mo		
Lv Phoenix, Ariz.		8 30	Tu	We	Th	Fr	Sa	Su	Mo		
Lv Tucson, Ariz.		12 15	Tu	We	Th	Fr	Sa	Su	Mo		
Ar Bisbee Junction, Ariz.		3 30	Tu	We	Th	Fr	Sa	Su	Mo		
Ar Bisbee, Ariz.	Bus	4 05	Tu	We	Th	Fr	Sa	Su	Mo		
Lv Bisbee, Ariz.		2 45	Tu	We	Th	Fr	Sa	Su	Mo		
Lv Douglas, Ariz.	S.P.	4 25	Tu	We	Th	Fr	Sa	Su	Mo		
Ar El Paso, Tex. (M.W.T.)		9 40	Tu	We	Th	Fr	Sa	Su	Mo		
Lv El Paso, Tex. (MWT) Un.Sta.		10 10	Tu	We	Th	Fr	Sa	Su	Mo		
Ar Tucumcari, N.M. (M.W.T.)		7 30	We	Th	Fr	Sa	Su	Mo	Tu		
Lv Tucumcari, N.M. (CWT) R.I.		9 00	We	Th	Fr	Sa	Su	Mo	Tu		
Ar Oklahoma City		8 08	We	Th	Fr	Sa	Su	Mo	Tu		
Ar Little Rock, Ark.		9 30	Th	Fr	Sa	Su	Mo	Tu	We		
Ar Memphis, Tenn.		1 15	Th	Fr	Sa	Su	Mo	Tu	We		
Lv Tucumcari, N.M. (C.W.T.) R.I.		8 50	We	Th	Fr	Sa	Su	Mo	Tu		
Lv Dalhart, Tex.		10 55	We	Th	Fr	Sa	Su	Mo	Tu		
Ar Topeka, Kan.		9 02	We	Th	Fr	Sa	Su	Mo	Tu		
Ar Kansas City, Mo.		10 35	We	Th	Fr	Sa	Su	Mo	Tu		
Lv Kansas City, Mo.	Mo. Pac.	12 45	Th	Fr	Sa	Su	Mo	Tu	We		
Ar St. Louis, Mo.		8 20	Th	Fr	Sa	Su	Mo	Tu	We		
Lv Kansas City, Mo.	R.I.	11 30	We	Th	Fr	Sa	Su	Mo	Tu		
Ar St. Paul, Minn.		11 40	Th	Fr	Sa	Su	Mo	Tu	We		
Ar Minneapolis, Minn.		12 25	Th	Fr	Sa	Su	Mo	Tu	We		
Lv Kansas City, Mo.	R.I.	11 35	We	Th	Fr	Sa	Su	Mo	Tu		
Ar Chicago, Ill. (C.W.T.)	□ R.I.	11 30	Th	Fr	Sa	Su	Mo	Tu	We		

(B) **Train 44—Californian**
Los Angeles, El Paso to Chicago

Lv Los Angeles, Cal.	(Un.Sta.)	3 30	Mo	Tu	We	Th	Fr	Sa	Su	Su	Su
Lv Alhambra, Cal. (Pasadena) S.P.		3 50	Mo	Tu	We	Th	Fr	Sa	Su	Su	Su
Lv Palm Springs, Cal.		7 04	Mo	Tu	We	Th	Fr	Sa	Su	Su	Su
Ar Yuma, Ariz. (P.W.T.)		10 50	Mo	Tu	We	Th	Fr	Sa	Su	Su	Su
Lv Yuma (M.W.T.)	Sou. Pac.	12 15	Tu	We	Th	Fr	Sa	Su	Mo		
Ar Phoenix, Ariz.		4 25	Tu	We	Th	Fr	Sa	Su	Mo		
Lv Phoenix, Ariz.		4 55	Tu	We	Th	Fr	Sa	Su	Mo		
Lv Tucson, Ariz.		8 35	Tu	We	Th	Fr	Sa	Su	Mo		
Ar Bisbee Junction, Ariz.		11 45	Tu	We	Th	Fr	Sa	Su	Mo		
Ar Bisbee, Ariz.	Bus	12 20	Tu	We	Th	Fr	Sa	Su	Mo		
Lv Douglas, Ariz.	S.P.	12 40	Tu	We	Th	Fr	Sa	Su	Mo		
Ar El Paso, Tex. (M.W.T.)		6 00	Tu	We	Th	Fr	Sa	Su	Mo		
Lv El Paso (M.W.T.)	T.&P.	9 25	Tu	We	Th	Fr	Sa	Su	Mo		
Ar El Paso, Tex. (C.W.T.)		3 30	We	Th	Fr	Sa	Su	Mo	Tu		
Lv El Paso, Tex. (MWT) Un.Sta. S.P.		6 30	Tu	We	Th	Fr	Sa	Su	Mo		
Ar Tucumcari, N.M. (MWT) S.P.		3 30	We	Th	Fr	Sa	Su	Mo	Tu		
Lv Tucumcari, N.M. (CWT) R.I.		9 00	We	Th	Fr	Sa	Su	Mo	Tu		
Ar Oklahoma City		8 08	We	Th	Fr	Sa	Su	Mo	Tu		
Ar Little Rock, Ark.		9 30	Th	Fr	Sa	Su	Mo	Tu	We		
Ar Memphis, Tenn.		1 15	Th	Fr	Sa	Su	Mo	Tu	We		
Lv Tucumcari, N.M. (CWT) R.I.		4 45	We	Th	Fr	Sa	Su	Mo	Tu		
Lv Dalhart, Tex.		7 05	We	Th	Fr	Sa	Su	Mo	Tu		
Ar Topeka, Kan.		5 25	We	Th	Fr	Sa	Su	Mo	Tu		
Ar Kansas City, Mo.		7 00	We	Th	Fr	Sa	Su	Mo	Tu		
Lv Kansas City, Mo.	Mo. Pac.	11 30	We	Th	Fr	Sa	Su	Mo	Tu		
Ar St. Louis, Mo.		7 10	Th	Fr	Sa	Su	Mo	Tu	We		
Lv Kansas City, Mo.	R.I.	11 30	We	Th	Fr	Sa	Su	Mo	Tu		
Ar St. Paul, Minn.		11 40	Th	Fr	Sa	Su	Mo	Tu	We		
Ar Minneapolis, Minn.		12 25	Th	Fr	Sa	Su	Mo	Tu	We		
Lv Kansas City, Mo.	R.I.	7 50	We	Th	Fr	Sa	Su	Mo	Tu		
Ar Chicago, Ill. (C.W.T.)	□ R.I.	8 45	Th	Fr	Sa	Su	Mo	Tu	We		

Train 4—Golden State Limited

Via S. P. and R. I.

Standard Sleepers: ★ Los Angeles to Chicago (Sections, Bedrooms, Drawing-Rooms, Compartments, Roomettes).

★ Los Angeles to St. Louis (Sections, Roomettes, Bedrooms). S. P.-R. I. No. 4 to Kansas City. Mo. Pac. No. 20 to St. Louis.

★ Los Angeles to Memphis (Sections, Drawing Room, Compartments).

★ Los Angeles-Phoenix (Sections, Drawing Room).

Tourist Sleeper: ★ Los Angeles to Chicago.

★ San Diego to Chicago. (Via SD&AE to Yuma.)

Chair Car: ★ San Diego to Chicago.

(Via SD&AE to Yuma.)

★ San Diego to Memphis. (Via SD&AE to Yuma.)

Dining Car: ★ For meal service. Dinner served from Los Angeles.

Dining Car: ★ San Diego to Yuma (Serving "Economy" meals).

Tickets Honored: Ask Agents.

San Diego & Arizona Eastern Ry. Co. San Diego, Tijuana, Carriso Gorge, Yuma

452-358	362-46	(D) Table 7	3-5	357-	
Mixed	4-6	Mls. "San Diego Short Line"	363	451	
			363	Mixed	
\$ 9 30	2 45	Lv San Diego, Calif. S.D. & A.E. Ar	13	1 20	\$ 4 30
10 09	3 24	Ar San Ysidro	100	12 41	3 45
10 19	3 32	Ar Tijuana (Mex.)	11	12 36	3 35
		Ar Agua Caliente (Mex.)	125		
12 14	5 02	Ar Tecate (Mex.)	1690	11 19	1 43
f 1 01	5 33	Ar Campo	2590	10 50	1 01
2 33	6 39	Ar Yacumba	2830	9 45	11 00
	7 03	Ar Carriso Gorge	2380		
4 30	7 58	Ar Coyote Wells	290	7 58	7 58
f 5 02	7 13	Ar Plaster City	94	7 43	7 40
f 5 28	7 29	Ar Seeley	44	7 27	7 20
f 5 53	8 46	Ar El Centro S.D. & A.E. Lv	49	7 10	7 01
† 6 15	9 00	Lv El Centro Sou. Pac. Ar	49	7 00	6 50
† 7 00	9 25	Ar Calexico (U. S.)	2	6 35	6 25
* 9 35	9 40	Lv Calexico I. C. Ar	2	6 20	4 30
* 9 50	10 05	Ar Mexicali (Mex.)	1	6 10	4 25
*11 53	11 45	Ar Algodones	121	4 15	2 15
	11 50	Ar Cantu (U.S.)	125	4 12	
	12 20	Ar Yuma (P.W.T.) Sou. Pac. Lv	142	3 45	

Nos. 362-46—Nos. 3-5-363
Via S.D. & A.E., S.P. and R.I.

Tourist Sleeper: ★ San Diego and Chicago.
Reclining Chair Car: ★ San Diego and Chicago.
★ San Diego and Memphis, Tenn.

Coaches: ★ San Diego and New Orleans (Trains 362-6 and 5-363).
Dining Car: ★ Yuma and Chicago (for Meal Service).
Dining Car: ★ San Diego and Yuma, serving "Economy meals" Breakfast, 50c; Dinner 75c—also low priced a la carte items. Off-tray service throughout train: Coffee 10c; sandwiches 15c, etc.

Tickets Honored: All classes.

Nos. 452-358 and 357-451:
Coaches: San Diego, El Centro, Calexico, Algodones (mixed train).

★ Regularly assigned cars are air-conditioned.
All PM time in Dark faced figures.
C.W.T.—Central War time. M.W.T.—Mountain War time.
P.W.T.—Pacific War time.
*—Daily. †—Daily except Sunday. ‡—Daily except Monday.
‡—Daily except Saturday. —Effective Jan. 14, 1945.
□—La Salle Street Station (La Salle and Van Buren Sts.)
f—Flag stop to entrain or detain passengers.
—Below sea level.

Train 44—Californian
Via S. P. and R. I.

Porter service. "Economy" meal service.
Exclusive women's and children's reclining chair car.

Reclining Chair Cars: ★ Los Angeles to Chicago. (One car for women and children only).

★ Los Angeles to Kansas City.

★ Los Angeles to Memphis.

★ Los Angeles to Ft. Worth. (S.P.-T. & P.)

Dining Car: ★ Serving "Economy" meals.
Breakfast, 50c; Dinner, 75c.

Also low priced a la carte items.

Off-tray service throughout train:
Coffee 10c; sandwiches 15c, etc.

Tickets Honored: Ask Agents.

Dining Car Service Limited to Breakfast and Dinner

But two meals a day are now served in our dining cars. Breakfast is served from early morning until noon. After the breakfast serving is completed the dining car is closed until 4:00 p. m., when it is reopened for dinner. There is no luncheon service.

Your natural reaction to this announcement is to ask "Why?"

Our trains are very crowded. We are short of dining car and commissary workers and short of dining cars, too. Another factor is this—SP serves more meals to men of the armed forces than any other two railroads combined.

We recognize that this arrangement entails some hardship, which we regret. However, since the breakfast serving extends until noon, since many people dispense with lunch while traveling, and since we are providing box lunches on most trains, we believe the elimination of luncheon service is the most practical way to meet our problem and your problem of getting enough to eat while on our trains.

We are sure that you will understand the situation, since most of you have food problems at home, too. Thanks for your cooperation.

Sunset Route

New Orleans, Houston, San Antonio, El Paso

Westbound—Sunset Route

(A) Table 8					(B) Table 9									
Elv.	Mls.	Sunset Limited	Argonaut	Acadian	Elv.	Mls.	Sunset Limited	Argonaut	Elv.	Mls.	Sunset Limited	Argonaut		
		No. 1 Daily	No. 5 Daily	No. 3 Daily			No. 7 Daily	No. 1 Daily			No. 5 Daily	No. 3 Daily	No. 5 Daily	
Lv New Orleans, La. (C.W.T.)	0	8 45	11 00	8 00	661	Lv San Antonio (S.P., S.A.)	573	2 00	4 10	661	Lv San Antonio (S.P., S.A.)	573	2 00	4 10
Union Station, Carroll Ave.					631	" Maedona	590	a	c	631	" Maedona	590	a	c
" New Orleans (Carroll Ave)	2	8 54	11 09	8 12	721	" Lacoate	598	2 51	4 51	721	" Lacoate	598	2 51	4 51
" East Bridge Junction	6	9 03	11 16	8 20	778	" Noonan	605	a	c	778	" Noonan	605	a	c
" Mississippi River Bridge	11	9 20	11 36	8 37	992	" Dunlay	612	3 f	5 12	992	" Dunlay	612	3 f	5 12
" West Bridge Junction	24	d	c		890	" Hondo	622	a	5 35	890	" Hondo	622	a	5 35
" Boutte	32	f 9 45	c		881	" D'Hanis	630	a	5 49	881	" D'Hanis	630	a	5 49
" Des Allemands	40	9 59	c	9 16	1065	" Seco	635	a	c	1065	" Seco	635	a	c
" Raceland Junction	52	d	c		957	" Sabinal	643	4 08	6 08	957	" Sabinal	643	4 08	6 08
" Lafourche	55	10 28	c	9 47	969	" Yucca	648	a	c	969	" Yucca	648	a	c
" Schriever	67	d	c		985	" Knippe	654	a	f 6 27	985	" Knippe	654	a	f 6 27
" Gibson	73	d	c		1005	" Inge	660	a	c	1005	" Inge	660	a	c
" Bouf	80	11 15	f 1 10	10 25	931	" Uvalde	665	4 50	6 50	931	" Uvalde	665	4 50	6 50
" Morgan City	81	11 28	c		939	" Hacienda	671	a	c	939	" Hacienda	671	a	c
" Berwick	87	d	c	f 10 43	1043	" Obi	677	a	c	1043	" Obi	677	a	c
" Patterson	96	a	c		997	" Chine	683	a	f 7 16	997	" Chine	683	a	f 7 16
" Bayou Sale	101	11 57	f 1 54	11 04	1102	" Odlaw	688	a	c	1102	" Odlaw	688	a	c
" Franklin (50)	105	d	c		975	" Anacacho	697	a	c	975	" Anacacho	697	a	c
" Baldwin (50)	114	12 20	f 2 18	11 21	1009	" Spofford (88)	705	5 52	7 55	1009	" Spofford (88)	705	5 52	7 55
" Jeanerette	126	12 49	2 34	11 47	1086	" Standart	723	a	c	1086	" Standart	723	a	c
" New Iberia	133	d	c		1085	" Amanda	728	a	c	1085	" Amanda	728	a	c
" Cade	138	d	c	d	964	Ar Del Rio (88)	742	6 50	8 50	964	Ar Del Rio (88)	742	6 50	8 50
" Broussard	145	1 20	3 10	12 15	964	Lv Del Rio	742	7 10	9 10	964	Lv Del Rio	742	7 10	9 10
Ar Lafayette	145	1 30	3 20	12 30	923	" McKees	751	a	c	923	" McKees	751	a	c
Lv Lafayette	160	1 52	f 4 05	e	955	" Devil's River	757	a	f 9 33	955	" Devil's River	757	a	f 9 33
" Itayne	167	2 05	4 03	1 07	1130	" Bulls	763	a	c	1130	" Bulls	763	a	c
" Crowley	175	a	c		1417	" Cabra	772	a	c	1417	" Cabra	772	a	c
" Midland	180	a	b 4 21		1545	" Comstock	777	a	10 15	1545	" Comstock	777	a	10 15
" Mermentau	185	2 35	4 30	1 40	1626	" Rona	783	a	c	1626	" Rona	783	a	c
" Jennings	191	a	c		1549	" Viaduct	787	a	c	1549	" Viaduct	787	a	c
" Roanoke	195	2 51	f 4 50		1413	" Shuma	795	a	c	1413	" Shuma	795	a	c
" Welsh	207	a	c		1397	" Laugtry	807	a	f 11 15	1397	" Laugtry	807	a	f 11 15
" Iowa	219	3 40	5 37	2 50	1815	" Pumpville	822	a	f 11 43	1815	" Pumpville	822	a	f 11 43
" Lake Charles (51)	229	3 57	5 52		1508	" Lozier	830	a	f 11 56	1508	" Lozier	830	a	f 11 56
" Sulphur	242	4 15	c	3 35	1719	" Watkins	842	a	c	1719	" Watkins	842	a	c
" Vinton, Louisiana	257	4 52	6 45	4 16	1912	" Thurston	847	a	c	1912	" Thurston	847	a	c
" Orange, Texas	279	5 35	7 22	5 05	2106	" Dryden	854	a	f 12 36	2106	" Dryden	854	a	f 12 36
" Beaumont (49)	299	a	c	5 30	2771	Ar Sanderson	876	11 05	1 15	2771	Ar Sanderson	876	11 05	1 15
" Nome	308	a	c	5 47	2771	Lv Sanderson	876	11 20	1 35	2771	Lv Sanderson	876	11 20	1 35
" Devers	321	6 32	f 8 16	6 11	3093	" Emerson	884	a	c	3093	" Emerson	884	a	c
" Liberty	327	a	c	6 23	3368	" Longfield	892	a	f 2 06	3368	" Longfield	892	a	f 2 06
" Dayton	341	a	c	6 45	3663	" Rosenfeld	901	a	c	3663	" Rosenfeld	901	a	c
" Crosby	363	7 45	9 30	7 25	3725	" Tesnus	911	a	f 2 40	3725	" Tesnus	911	a	f 2 40
Ar Houston (Gd. Cen. Sta.)	363	8 25	10 10	11 10	3831	" Haymond	920	a	f 2 52	3831	" Haymond	920	a	f 2 52
Lv Houston (59, 60, 61)	382	a	c	11 42	4043	" Marathon	935	1 08	3 18	4043	" Marathon	935	1 08	3 18
" Missouri City	389	a-k	c-v	11 55	4484	" Alpine	967	2 06	4 14	4484	" Alpine	967	2 06	4 14
" Sugarland	397	a	c	12 10	5074	" Paisano (Summit)	979	a	f 4 43	5074	" Paisano (Summit)	979	a	f 4 43
" Richmond	400	a	11 09	12 23	4634	" Maria	992	3 00	5 10	4634	" Maria	992	3 00	5 10
" Rosenberg (90, 61)	411	a	c	12 42	1432	Ar Valentine	1027	3 55	6 30	1432	Ar Valentine	1027	3 55	6 30
" Taverner	416	a	11 30	12 49	4432	Lv Valentine	1027	4 10	6 40	4432	Lv Valentine	1027	4 10	6 40
" East Bernard	426	a	c	f 1 03	3942	" Lobo	1055	a	f 7 02	3942	" Lobo	1055	a	f 7 02
" Lisse	432	a	c	f 1 18	4231	" Hot Wells	1073	a	f 7 25	4231	" Hot Wells	1073	a	f 7 25
" Eagle Lake	445	a	11 54	f 1 35	4348	" Torbert	1077	a	c	4348	" Torbert	1077	a	c
" Alleyton	448	a	c	12 17	4619	" Sierra Blanca	1097	a	8 00	4619	" Sierra Blanca	1097	a	8 00
" Columbus	463	a	12 38	12 48	4117	" Small	1113	a	f 8 34	4117	" Small	1113	a	f 8 34
" Weimar	471	a	1 15	2 23	3949	" Finlay	1131	a	f 8 40	3949	" Finlay	1131	a	f 8 40
" Schulenburg	484	a	1 30	2 55	3568	" McNary	1131	a	f 9 00	3568	" McNary	1131	a	f 9 00
" Flatonia (65)	495	a	1 39	3 15	3592	" Fort Hancock	1154	a	f 9 10	3592	" Fort Hancock	1154	a	f 9 10
" Waelder	508	a	p 1 39	3 34	3583	" Hornillo	1161	a	f 9 35	3583	" Hornillo	1161	a	f 9 35
" Harwood (67)	517	a	2 04	3 55	3615	" Fabens	1167	a	9 45	3615	" Fabens	1167	a	9 45
" Luling	528	a	c	4 14	3632	" Clint	1176	a	9 56	3632	" Clint	1176	a	9 56
" Kingsbury	538	a	2 35	4 36	3664	" Ysleta (C.W.T.)	1176	a	10 11	3664	" Ysleta (C.W.T.)	1176	a	10 11
" Seguin	549	a	c	5 05										
" Marion	557	a	c	5 28	3719	Ar El Paso, Tex (M.W.T.)	1190	7 10	9 40	3719	Ar El Paso, Tex (M.W.T.)	1190	7 10	9 40
" Schertz	558	b 1 00	3 05	5 40										
" Randolph Field (Airport)	560	a	c	5 50										
" Converse	573	1 30	3 35	6 30										
Ar San Antonio, Tex (S.P., S.A.)														

All PM time in Dark faced figures. *—Daily. C.W.T.—Central War Time. M.W.T.—Mountain War Time. Δ—Air mail dispatch from. †—Does not stop. For information only.

†Effective Jan. 14, 1945.

a-No. 1 will stop on flag at any station New Orleans to Vinton to entrain pay passengers for Houston or beyond; New Orleans to El Paso to detrain from New Orleans or beyond; Vinton to Houston to entrain pay passengers for El Paso or beyond; Houston to El Paso to entrain for stations west of El Paso.
 b-Stops Monday only to detrain revenue passengers.
 c-No. 5 stops on flag at any station New Orleans to Vinton to entrain pay passengers to or beyond San Antonio; Vinton to San Antonio to entrain pay passengers west of San Antonio; Lafayette to El Paso to detrain pay passengers from New

Orleans and points beyond; also Houston to San Antonio to entrain pay passengers for west of San Antonio, to detrain from east of Houston; also between Rosenberg and San Antonio to detrain pay passengers from connecting trains at Houston; also San Antonio to El Paso to detrain or entrain pay passengers from and to any station.

d-Stops on flag to entrain pay passengers to Lafayette or beyond where scheduled to stop, and detrain pay passengers from New Orleans or beyond; also on flag at Donner.

e-Stops on flag to entrain revenue passengers to or beyond stations on the Dallas Division.

f-Flag stop to entrain or detrain revenue passengers.

h-Stops on flag to detrain revenue passengers from east of Houston; also to entrain for El Paso or beyond.

Golden State Route

Chicago, St. Louis,

Kansas City, El Paso

Westbound

(C) Table 10				
Elv.	Mls.	Golden State Limited No. 3 Daily	Californian No. 43 Daily	Elv.
" Englewood, Ill.	6	8 12	9 12	609
" Davenport, Ia.	183	11 58	1 00	606
Ar Kansas City, Mo.	510	7 45	9 40	748
Lv Minneapolis, Minn.	0	6 00	6 00	854
" St. Paul, Minn.	11	6 35	6 35	732
" Des Moines, Ia.	271	1 25	1 25	796
Ar Kansas City, Mo.	501	7 15	7 15	748
Lv St. Louis, Mo.	0	11 50	11 50	480
Ar Kansas City, Mo.	279	7 30	7 30	748
Lv St. Louis, Mo.	0	12 05	12 05	480
Ar Kansas City, Mo.	279	7 30	7 30	748
Lv St. Louis, Mo.	0	12 15	12 15	480
Ar Kansas City, Mo.	279	7 45	7 45	748
Lv Kansas City, Mo.	510	9 00	10 30	892
" Topeka, Kan.	578	10 25	11 55	1340
" Hopekirk, Kan.	661	12 45	2 15	1506
" McPherson, Kan.	707	m	3 15	1541
" Hutchinson, Kan.	736	2 40	4 05	2851
" Liberal, Kan.	923	r	8 45	3130
" Guymon, Okla.	962	r		3497
" Texhoma, Okla.	983	r		3538
" Stevens, Tex.	993	r		3695
" Stratford, Tex.	1003	r		3980
Ar Dalhart, Tex.	1035	10 00	11 30	5183
Lv Denver, Colo.	0		1 00	5984
" Colorado Springs, Colo.	75		2 40	4656
" Pueblo, Colo.	319		3 30	3980
Ar Dalhart, Tex.	1184		10 28	3980
Lv Dalhart, Tex.	1035	16 10	11 40	3980
" Rehm, Tex.	1044			4029
" Middlewater, Tex.	1056		f 12 12	4078
" Romero, Tex.	1068		f 12 29	4116
" Naravisa, N. M.	1080		12 55	4183

Sunset Route—Golden State Route

El Paso, Bowie, Douglas, Tucson, Phoenix, Los Angeles, San Diego, San Francisco

Before boarding train ask Brakeman or Conductor if train stops at station to which you are ticketed. There are stations at which some trains do not stop.

Westbound

Elev	(A) Table 11	Golden State Limited				Sunset Limited No. 1 Daily
		Mls.	No. 3 Daily	No. 5 Daily	No. 43 Daily	
3719	El Paso, Tex. (M.W.T.)	1190	9 25	10 20	11 30	7 50
4211	Afton, N. M.	1226			12 30	
4227	Cambray	1251			1 03	
4334	Deming (87)	1277			1 45	10 01
4489	Gage	1297			2 11	
4503	Separ	1317			2 36	
4244	Lordsburg	1337			3 05	11 20
4244	Lordsburg (28, 29)	1337			3 15	11 30
4347	Steins, N. M.	1357			3 45	
3611	San Simon, Ariz.	1371			4 10	
3761	Bowie (30, 43)	1387			4 48	12 52
3761	Ly Bowie	1387			4 55	
3510	Ly Globe	1511			9 05	
3761	Ly Globe	0			10 50	
3761	Ar Bowie	124			3 05	
3761	Ly Bowie	1387			4 48	12 52
4167	Willcox	1411			5 13	
4225	Cochise	1421			5 38	1 33
4613	Dragoon	1431			5 57	1 49
3580	Benson (31)	1453			7 01	2 45
4064	Mescal	1462			7 26	
3238	Vail	1482			7 51	
3014	Cruz	1495			8 20	
2386	Tucson, Ariz. (37, 43)	1502			8 20	4 10
4103	Ly Mastodon, N. M.	14			11 10	12 10
4057	Colombus	73			11 10	12 10
4511	Hachita	117			1 13	
4119	Rodeo, N. M.	165			2 23	
3970	Ar Douglas, Ariz. (38)	216	2 30	4 05	4 45	
3970	Ly Douglas	216	2 50	4 05	4 54	
4676	Ar Bisbee Jct. (35)	238	3 30	4 45	5 35	
4676	Ly Bisbee Jct. (Bus)	238	3 35	4 50	5 05	
5294	Ar Bisbee	246	4 05	5 35	6 35	
5294	Ly Bisbee (Bus)	0	2 45	4 15	4 45	
4676	Ar Bisbee Jct.	8	3 15	4 45	5 35	
4676	Ly Bisbee Jct.	238	3 30	4 45	5 35	
4580	Naco	242	4 00	5 25	6 02	
4183	Ar Hereford (39)	254	4 00	5 25	6 35	
4183	Ly Hereford (Bus)	254	4 05	5 35	6 35	
4963	Ar Fort Huachuca	279	5 05	6 35	7 30	
4963	Ly Fort Huachuca (Bus)	0	1 30	4 15	5 15	
4183	Ar Hereford	25	2 30	5 15	6 35	
4183	Ly Hereford	254	4 00	5 25	6 35	
4030	Lewis Springs	265			7 30	
3853	Fairbank (31, 32, 33)	275	4 31	5 57	6 57	
2386	Tucson, Ariz. (37)	339	6 05	7 30	8 50	4 40
2386	Ly Tucson, Ariz.	1502	6 35	8 00	9 50	4 40
2152	Ar Cortaro	1514		8 18	9 55	5 45
2057	Rillito	1519		8 26	10 19	6 08
1990	Marana	1524		8 34	11 00	6 51
1945	Naviska	1528	7 12	8 40	11 25	7 12
1864	Red Rock	1535			11 45	7 32
1616	Ar Picacho	1548	7 40	9 10	12 10	7 55
1616	Ly Picacho	0	7 40	9 10	12 10	7 55
1425	Coolidge	19	8 05	9 35	12 40	8 15
1214	Chandler	51	8 47	11 00	1 15	8 54
1229	Mesa	59	9 07	11 25	1 45	9 21
1161	Tempe	66	9 27	12 10	2 15	9 21
1074	Ar Phoenix	75	9 50	12 10	2 45	9 21
1074	Ly Phoenix	75	10 15	12 40	3 15	9 21
971	Litchfield	101	10 41	1 15	4 03	11 35
888	Buckeye	105	11 00	1 42	4 03	11 35
876	Hassayampa	113			4 03	11 35
535	Hyder	158	12 04	1 53	5 05	12 35
255	Ar Wellton	211	1 03	2 45	5 05	12 35
1616	Ly Picacho	1548		9 10	10 19	6 08
1508	Eloy	1553		9 19	11 00	6 51
1508	Toltec	1557			11 25	7 12
1395	Casa Grande	1567		9 45	12 22	
1173	Mariopa	1588		10 17	1 12	
736	Gila (39)	1630		11 30	2 45	
687	Sentinel	1659		12 22	4 03	11 35
494	Aztec	1674		12 42	5 05	12 35
540	Mohawk	1693		1 12		
255	Wellton	1715	1 03	2 45	5 05	12 35
142	Ar Yuma, Ariz. (M.W.T.)	1753	2 00	2 45	5 05	12 35
TRAIN NUMBERS		3	5	43	1	

All PM time in dark faced figures. *-Daily.

P.W.T.—Pacific War Time.

M.W.T.—Mountain War Time

†—Daily except Saturday.

‡—Daily except Sunday.

—Below Sea Level.

△—Air Mail dispatched.

▲—Pacific Greyhound Bus.

*—Arrive Sacramento 9.00 AM.

†—Does not stop. For information only.

a—Stops on flag to detain pay passengers from El Paso or beyond; also to entrain for Colton or beyond.

b—Stops on flag to detain passengers from stations beyond El Paso.

c—Stops to detain passengers from Santa Barbara or beyond.

e—Stops on flag to detain pay passengers from points beyond El Paso.

f—Flag stop to entrain or detain passengers.

h—Stops on signal detain pay passengers from El Paso or beyond; also entrain for San Diego or Colton and beyond.

k—Stops on flag to detain passengers from El Paso or beyond.

m—Stops on flag to detain pay passengers from El Paso or beyond; also to entrain for Phoenix and beyond.

n—Stops on signal to detain revenue passengers from Imperial Valley points or beyond; also to entrain for Alhambra or beyond.

p—Stops to detain passengers from Yuma or beyond.

r—Stops on signal to detain passengers from south of San Jose.

Westbound

Elev	(B) Table 12	Golden State Limited				Sunset Limited No. 1 Daily	No. 357 Daily	Nos. 357-451 Mixed
		Mls.	No. 3 Daily	Argonaut No. 5 Daily	Californian No. 43 Daily			
142	Ly Yuma, Ariz. (P.W.T.)	1753	1 45	2 15	4 35	11 55		
130	Ar Niland (26)	1818	3 20	3 47	6 00	1 25		
142	Ly Yuma, Ariz. (P.W.T.) S.P.	0	3 45	3 45				
= 1	Ar Mexicali, Int. Cal.	60	6 10	6 10			* 4 25	
= 2	Ar Calexico	61	6 20	6 20			4 30	
= 2	Ly Calexico, Sou. Pac.	61	6 35	6 35	4 04	11 14	12 01	
= 16	Ar Heber	65	f	f	4 17	11 27	12 11	
= 49	Ar El Centro (26)	70	7 00	7 00	4 32	11 42	12 30	
= 49	Ly El Centro, S.D. & A.E.	0	7 10	7 10			† 7 01	
2380	Carriso Gorge	47						
2830	Jacumba	55	9 45	9 45			11 00	
125	Agua Caliente	130						
100	Tijuana	132	12 36	12 36			3 35	
13	Ar San Diego, S.D. & A.E.	148	1 20	1 20			4 30	
= 49	Ly El Centro	70			4 34	11 47	12 30	
= 68	Imperial	74			4 48	12 04	12 45	
= 117	Brawley	83			5 12	12 32	1 20	
= 160	Rockwood	88			f	f	1 27	
= 183	Calipatria	94			5 39	12 59	1 36	
= 130	Ar Niland	102			5 55	1 15	1 50	
= 130	Ly Niland	1818	3 20	3 47	6 00	1 25		
= 202	Salton	1848						
= 197	Mecca	1862						
= 127	Thermal	1868						
= 72	Coachella	1872						
= 20	Indio (La Quinta)	1875	4 55	5 20	7 35	3 10		
= 1125	Palm Springs	1903	5 54	6 14	8 28	4 01		
1779	Cabazon	1912						
2318	Banning (43)	1918	6 31	6 50	9 04	4 36		
2559	Beaumont	1924	6 46	7 06	9 22	4 53		
1307	Redlands (41)	1939	7 16	7 36	9 53	5 24		
1071	Loma Linda	1943						
964	Ar Colton (30, 31)	1947	7 33	7 52	10 12	5 45		
1082	Ly Bloomington	1951						
952	Guasti	1962						
980	Ontario (To Upland)	1966	8 12	8 32	10 58	6 28		
855	Pomona	1972	8 23	8 45	11 12	6 38		
320	Puente	1985						
1988	Bassett	1987						
285	El Monte	1991	8 52	9 15	11 44			
409	San Gabriel	1995						
459	Ar Alhambra (Pasadena) (19)	1998	9 04	9 25	11 59	7 20		
293	Ar Los Angeles (Un. Sta.)	2004	9 25	9 40	12 20	7 45		

Los Angeles to San Francisco (Via Coast Line)

Elev	(C) Table 13	Mls.	Morning Daylight No. 99 Daily	S. F. Passenger No. 71 Daily	Coaster No. 69 Daily	Lark No. 75 Daily
			293	Ly Los Angeles (Un. Sta.)	2004	8 15
425	Ly Glendale	2010	8 35	1 20	6 54	9 27
7	Ar Santa Barbara	2107	10 30	4 50	9 40	11 37
239	Ar San Luis Obispo	2226	12 50	9 35	12 56	2 28
43	Ar Salinas	2359	3 38	3 00	5 00	5 42
43	Ly Salinas	2359	3 45	3 10	5 50	6 50
47	Ar Del Monte	2381	4 25	3 50	6 30	7 30
3	Ar Monterey	2382	4 33	3 55	6 33	7 33
4	Ar Pacific Grove	2385	4 50	4 10	6 50	7 50
43	Ly Salinas	2359	3 45			
21	Ar Watsonville Junction	2377		3 24	5 24	6 08
22	Ly Watsonville Junction	2377			6 20	7 00
21	Ar Watsonville	2379	4 32		6 28	7 08
8	Ar Santa Cruz	2397	4 30		7 30	8 10
21	Ly Watsonville Junction	2377		3 39	5 39	6 20
86	Ar San Jose	2427	4 58	4 56	6 51	7 25
25	Ar Palo Alto	2444		5 45	7 44	8 09
8	Ar Burlingame	2457		6 17	8 13	8 29
8	Ar San Francisco (3rd St.)	2474	6 00	6 45	8 45	9 00

Los Angeles to San Francisco (Via San Joaquin Valley Line)

Elev	(D) Table 14	Mls.	S. J. Daylight No. 51 Daily	Owl No. 25 Daily	West Coast No. 59 Daily	Passenger No. 55 Daily
			293	Ly Los Angeles (Un. Sta.)	2004	8 00
425	Ly Glendale	2010	8 21	5 23	5 53	9 01
414	Ly Bakersfield	2174	1 19	11 30	11 59	5 50
219	Ar Fresno	2281	3 39	2 25	3 00	9 45
6	Ar San Francisco (Mkt. St.)	2457				

Sunset Route—Golden State Route

San Francisco, Los Angeles, San Diego, Phoenix, Tucson, Douglas, Bowie, El Paso

Before boarding train ask Brakeman or Conductor if train stops at station to which you are ticketed. There are stations at which some trains do not stop.

Eastbound

Elev	(A) Table 15	Mls.	Morning Daylight No. 38	L.A. Passenger No. 72	Coaster No. 70	Lark No. 76
8	Lv San Francisco (3rd St.) Δ	0	* 8 15	* 1 00	* 6 30	* 9 00
25	Lv Burlingame	16	m 1 25	f 6 55	9 23	
59	Lv Palo Alto	30	n 1 45	f 7 15	9 42	
86	Lv San Jose	47	9 12	2 25	f 7 52	10 12
21	Ar Watsonville Junction	97		3 44	f 8 59	11 17
2	Lv Santa Cruz	0	Δ 8 00		Δ 7 45	Δ 7 45
22	Lv Watsonville	19	Δ 8 00		Δ 8 37	Δ 8 01
21	Ar Watsonville Junction	20	Δ 8 09		Δ 8 45	Δ 8 10
21	Lv Watsonville Junction	97	Δ 8 09		4 01	9 15
43	Ar Salinas	114	Δ 8 50			
45	Lv Pacific Grove	0	Δ 9 10		Δ 3 30	Δ 8 15
9	Lv Monterey	3	Δ 9 30		Δ 3 43	Δ 8 30
27	Lv Del Monte	4	Δ 9 41		Δ 4 02	Δ 8 54
43	Ar Salinas	18	10 16		Δ 4 35	Δ 9 25
48	Lv Salinas	114	10 35		4 45	9 47
239	Lv San Luis Obispo	248	11 20		9 39	5 15
7	Lv Santa Barbara	367	3 40		2 45	5 15
425	Ar Glendale	464	5 40		6 20	8 07
293	Ar Los Angeles (Un. Sta.) Δ	470	6 00		6 45	8 35

Elev	Table 16	Mls.	No. 52	No. 56	No. 26
6	Lv San Francisco (Mt. St.) Δ	0	* 8 00	* 8 30	* 5 00
219	Lv Fresno	206	2 00	5 30	12 15
114	Lv Bakersfield	313	4 32	9 30	3 10
425	Lv Glendale	477	9 40	5 50	9 07
293	Ar Los Angeles (Un. Sta.) Δ	483	10 00	6 15	9 30

Elev	Table 17	Mls.	Sunset Limited No. 2	Calif.-nian No. 44	Golden State Limited No. 4	Argonaut No. 6
293	Lv Los Angeles (Un. Sta.) Δ	470	* 8 00	* 3 30	* 6 30	* 6 45
459	" Alhambra (Pasadena) (19)	476	8 50	3 50	6 50	7 05
409	" San Gabriel	479				
285	" El Monte	483		4 02		7 17
287	" Bassett	485				
320	" Puente	489				
855	" Pomona	502	9 41	4 35	7 38	7 54
980	" Ontario (To Upland)	509	9 54	4 46	7 48	8 10
952	" Guasti	512				
1082	" Bloomington	523				
964	" Colton (20, 21)	527	10 38	5 32	8 35	8 55
1071	" Loma Linda	531				
1307	" Redlands (41)	534	10 51	5 46	8 49	9 07
2559	" Beaumont	550	11 30	6 21	9 25	9 45
2318	" Banning (43)	556	11 42	6 34	9 37	9 57
1125	" Palm Springs	571	12 11	6 04	10 08	10 31
= 20	" Indio (La Quinta)	599	1 15	8 00	11 05	11 35
= 72	" Coachella	603				
= 127	" Thermal	606				
= 197	" Mecca	612				
= 202	" Salton	626				
= 130	Ar Niland, Cal. (26)	656	2 47	9 18	12 35	1 05
= 130	Lv Niland, Cal. (26)	656	2 47	9 18	12 35	1 05
142	Ar Yuma, Ariz. (P.W.T.)	721	4 20	10 50	2 15	3 00
= 130	Lv Niland	656	Δ 2 55	Δ 9 20		* 3 30
= 183	" Calipatria	664	Δ 3 11	Δ 9 36		3 45
= 160	" Rockwood	669				f 3 55
= 117	" Brawley	674	Δ 3 38	10 03		4 20
= 68	" Imperial	684	Δ 4 05	10 27		4 35
= 49	Ar El Centro	688	Δ 4 20	10 41		5 05
13	Lv San Diego... SD&AE Δ	0			2 45	2 45
100	" Tijuana	16			3 32	3 32
125	" Agua Caliente	19				
2830	" Jacumba	93			6 39	6 39
2380	" Carrizo Gorge	101			f 7 03	f 7 03
= 49	Ar El Centro... SD&AE	148			8 46	8 46
= 49	Lv El Centro (26) S.P.	148	Δ 4 22	10 43	9 00	9 00
= 16	" Heber	153	Δ 4 37	10 58	f	f
= 2	Ar Calexico	157	Δ 4 50	11 11	9 25	9 25
= 2	Lv Calexico... Int. Cal.	157			9 40	9 40
= 1	" Mexicali	158			10 05	10 05
142	Ar Yuma, Ariz. (P.W.T.) S.P.	218			12 20	12 20

(C) Table 19 ALHAMBRA, PASADENA

Motor coach to downtown location in Pasadena connecting with S.P. Trains at Alhambra.

Lv Alhambra (12, 17)	* 9 30	* 12 05	* 3 55	* 7 25
Ar Pasadena	9 45	12 20	4 10	7 40
Lv Pasadena	* 8 25	* 11 35	* 3 25	* 6 25
Ar Alhambra (12, 17)	8 40	11 50	3 40	6 40

(D) Table 20 COLTON-RIVERSIDE—Motor Transit (Tables 12, 17)

Lv Colton for Riverside (20 minutes)	* 8.22, * 10.48, * 3.47, * 5.50
Lv Riverside for Colton (20 minutes)	* 9.50, * 11.28, * 5.00, * 7.00

(E) Table 21 COLTON-SAN BERNARDINO—Motor Transit

Lv Colton for San Bernardino (12 minutes)	* 11.58, * 7.25 (Tables 12-17)
Lv San Bernardino for Colton (12 minutes)	* 8.00, * 3.30 (Tables 12-17)

All PM time in Dark faced figures.
 P.W.T.—Pacific War Time.
 M.W.T.—Mountain War Time.
 *—Daily.
 †—Daily except Sunday.
 ‡—Daily except Monday.
 Δ—Air Mail dispatched from.
 †—Stops to entrain passengers destined to Paso Robles or points beyond.
 ▲—Pacific Greyhound Bus.
 ‡—Does not stop. For information only.
 =—Below Sea Level.
 *—Stops on flag to entrain pay passengers for points beyond Wellton, Ariz.
 †—Stops on flag to entrain passengers for Yuma or beyond.
 ‡—Stops on flag to detrain passengers from Colton or beyond; also to entrain for El Paso or beyond.
 †—Stops on flag to entrain pay passengers for Niland or beyond; also to detrain from Alhambra or beyond.
 †—Flag stop to entrain or detrain passengers.
 ‡—Stops on flag to entrain passengers for points beyond El Paso.
 †—Stops on flag to entrain passengers for Phoenix or beyond.
 †—Stops on flag to entrain passengers for Yuma or beyond; also to detrain passengers from Alhambra or beyond.
 †—Stops on flag to detrain pay passengers from Phoenix or beyond.
 †—Stops on flag to entrain revenue passengers for points East of Tucson; also to detrain from Phoenix Line points.
 †—Stops on flag to entrain passengers for points beyond San Jose.
 †—Stops on flag to detrain passengers from San Diego or Colton and beyond; also to entrain for El Paso or beyond.
 †—Stops on flag to detrain passengers from San Diego; also to entrain for points beyond El Paso.

Eastbound

Elev	(B) Table 18	Mls.	Sunset Limited No. 2 Daily	Calif.-nian No. 44 Daily	Golden State Limited No. 4 Daily	Argonaut No. 6 Daily
142	Set watch ahead one hour					
142	Lv Yuma, Ariz. (M.W.T.)	721	5 40	12 15	4 00	4 30
255	" Wellton	758	f 6 37	f 1 15	5 00	5 35
540	" Mohawk	781				f 6 12
494	" Aztec	800				f 6 39
687	" Sentinel	814				f 7 05
736	" Gila (39)	844				8 00
1173	" Maricopa	886				f 9 08
1395	" Casa Grande	907				9 48
1508	" Toltec	917				
1508	" Eloy	921				10 12
1616	Ar Picacho	926				10 20
255	Lv Wellton	758	f 6 37	f 1 15	5 00	
538	" Hyder	810	f 7 43	f 2 23	6 08	
876	" Hassayampa	856				
888	" Buckeye	864	f 8 51	f 3 33	7 18	
971	" Litch field	878	f 9 11	f 3 54	7 39	
1074	Ar Phoenix	894	9 40	4 25	8 10	
1074	Lv Phoenix	894	10 05	4 55	8 30	
1161	" Tempe	903	f 10 24	f 5 14	8 49	
1229	" Mesa	910	10 42	f 5 32	9 07	
1214	" Chandler	918	11 00	f 5 50	9 27	
142	" Coolidge	950	11 45	6 36	10 16	
1616	Ar Picacho	969	12 09	7 00	10 40	
1616	Lv Picacho	0	12 09	7 00	10 40	f 10 20
1864	" Red Rock	14		7 19	10 43	
1945	" Navisita	21		m 7 30	11 05	
1990	" Marana	25			11 03	
2057	" Rillito	29			11 11	
2152	" Cortaro	35			11 20	
2336	Ar Tucson, Ariz. (37, 43)	46	1 15	8 10	11 50	11 40
2386	Lv Tucson, Ariz. Δ	972	1 35	8 35	12 15	12 05
3014	" Esmond	987				
3238	" Vail	991				f 12 42
3547	" Pantano	1001				f 12 59
4364	" Mescal	1012	2 48	9 50	1 30	f 1 20
3853	" Fairbank (37, 38, 39)	1036		10 36	2 14	
4183	Ar Hereford (36)	1057		11 12	2 53	
4183	Lv Hereford (Bus)	1057		11 30	4 05	
4963	Ar Fort Huachuca	1082		12 30	5 05	
4963	Lv Fort Huachuca (Bus)	0		9 50	1 30	
4183	Ar Hereford	25		10 50	2 30	
4183	Lv Hereford	1057		11 12	2 53	
4580	" Naco	1069		11 30	3 16	
4676	Ar Bisbee Jct. (35)	1073		11 45	3 30	
4676	Lv Bisbee Jct. (Bus)	1073		11 50	3 35	
5294	Ar Bisbee	1081		12 20	4 05	
5294	Lv Bisbee (Bus)	0		11 00	2 45	
1676	Ar Bisbee Jct.	8		11 30	3 15	
4676	Lv Bisbee Jct.	1073		11 45	3 30	
3970	Ar Douglas (53)	1095		12 20	4 05	
3970	Lv Douglas, Ariz.	1095		12 40	4 25	
4119	" Rodco, N. M.	1147			5 50	
4511	" Hachita	1194			f 6 50	
4057	" Columbus	1238		f 4 13	7 50	
4103	" Anapra, N. M.	1311		f 5 45	9 25	
3580	Lv Benson (31)	1021	3 13			1 41
4613	" Dragoon	1042				2 31
4225	" Cochise	1052				2 46
4167	" Wilcox	1063	f 4 26			3 04
3761	Ar Bowie (30, 45)	1087	5 05			3 58
3761	Lv Bowie	1087				4 55
3510	Ar Globe	1210				9 05
3510	Lv Globe	0				10 50
3761	Ar Bowie	124				3 05
3761	Lv Bowie	1087	5 05			3 58
3611	" San Simon, Ariz.	1102				4 22
4347	" Steins, N. M.	1117				f 4 51
4244	Ar Lordsburg (28, 29)	1136	6 27			5 20
4244	Lv Lordsburg	1136	6 35			5 30
4503	" Separ	1156				5 58
4489	" Gage	1177				f 6 20
4334	" Deming (27)	1196	7 50			6 50
4227	" Cambray	1222				f 7 21
4211	" Afton, N. M.	1248				f 7 51
3719	Ar El Paso, Tex. (MWT) Δ	1284	9 40	6 00	9 40	8 50

TRAIN NUMBERS

2 44 4 6

Sunset Route

Eastbound—Sunset Route
El Paso, San Antonio, Houston, New Orleans

(A) Table 23				(B) Table 24			
Elev.	Mls.	Sunset Limited No. 2 Daily	Argonaut No. 6 Daily	Elev.	Mls.	Sunset Limited No. 2 Daily	Argonaut No. 6 Daily
3719	Lv El Paso, Tex. (MWT) Δ	1284	10 20	9 30	661	Ly San Antonio, Tex. (S.P.) Δ	1901
3664	" Ysleta (C.T.)	1297	a	f 10 55	712	" Converse	1913
3632	" Clint	1306	a	f 11 07	712	" Randolph Field	1916
3615	" Fabens	1313	a	f 11 17	713	" Schertz	1917
3582	" Tornillo	1319	a	f 11 24	643	" Marion	1925
3592	" Fort Hancock	1337	a	f 11 49	550	" Seguin	1936
3949	" McNary	1342	a	f 11 55	605	" Kingsbury	1945
4117	" Finlay	1355	a	f 12 16	407	" Luling	1957
4519	" Sierra Blanca	1376	f 1 45	1 05	456	" Harwood (87)	1966
4348	" Torbert	1395	a	f 1 32	367	" Waelder	1979
4281	" Hot Wells	1400	a	f 1 32	452	" Flatonia (65)	1990
3942	" Lobo	1418	a	f 2 01	363	" Engle	1996
4432	Ar Valentine	1445	3 15	2 35	345	" Schulenburg	2003
4432	Ar Valentine	1445	3 30	2 50	410	" Weimar	2011
4694	" Marfa	1481	4 22	3 50	202	" Columbus	2026
5074	" Paisano (Summit)	1494	a	f 4 13	189	" Alleyton	2029
4484	" Alpine	1506	5 03	4 35	174	" Eagle Lake	2041
4043	" Marathon	1537	5 50	5 32	156	" Lissie	2048
3881	" Haymond	1553	f 6 00	5 32	126	" East Bernard	2058
3725	" Tesnus	1561	a	f 6 15	117	" Tavenner	2063
3663	" Rosenfeld	1572	a	f 6 30	107	" Rosenberg (60, 61)	2074
3368	" Longfellow	1581	a	f 6 45	90	" Richmond	2077
3093	" Emerson	1589	a	f 7 00	82	" Sugarland	2085
2771	Ar Sanderson	1597	7 20	7 20	84	" Missouri City	2092
2771	Ar Sanderson	1597	7 35	7 40	47	Ar Houston (69, 80, 61) Δ	2111
2106	" Dryden	1619	a	f 8 16	51	" Crosby	2132
1912	" Thurston	1626	a	f 8 30	85	" Dayton	2147
1719	" Watkins	1632	a	f 8 45	34	" Liberty	2153
1508	" Lozier	1643	a	f 9 06	60	" Devers	2165
1815	" Pumpville	1651	a	f 9 20	45	" Nome	2175
1397	" Langtry	1667	a	f 9 36	22	" Beaumont (49)	2195
1413	" Shulma	1679	a	f 9 50	10	" Orange, Texas	2217
1549	" Viaduct	1686	a	f 10 05	16	" Vinton, Louisiana	2232
1626	" Rona	1691	a	f 10 20	19	" Sulphur	2245
1545	" Comstock	1697	a	f 10 35	16	" Lake Charles (51)	2255
1417	" Calbra	1701	a	f 10 50	24	" Iowa	2267
1130	" Bullis	1711	a	f 11 10	23	" Welsh	2278
955	" Devil's River	1717	a	f 11 25	29	" Roanoke	2283
923	" McKees	1722	a	f 11 40	16	" Jennings	2288
964	Ar Del Rio (68)	1731	11 15	11 40	23	" Mernmentau	2293
964	Ar Del Rio	1731	11 30	11 58	18	" Midland	2299
1009	" Spofford (68)	1768	12 24	12 55	35	" Crowley	2307
975	" Anacacho	1776	a	f 12 10	39	" Rayne	2313
1102	" Oullaw	1785	a	f 12 25	33	" Lafayette	2329
997	" Chine	1790	a	f 12 40	38	Ar Lafayette	2329
1102	" Obi	1796	a	f 12 55	34	" Broussard	2335
939	" Hacienda	1802	a	f 1 10	21	" Cade	2341
931	" Uvalde	1809	1 22	2 01	19	" New Iberia	2348
1005	" Inge	1814	a	f 1 15	13	" Jeanerette	2359
985	" Kuippa	1820	a	f 1 30	10	" Baldwin (60)	2368
969	" Yuca	1826	a	f 1 45	9	" Franklin (50)	2372
957	" Sabinal	1830	a	f 2 00	12	" Bayou Sale	2378
1065	" Seco	1838	a	f 2 15	15	" Patterson	2387
881	" D'Hanis	1843	a	f 2 30	8	" Berwick	2392
890	" Hondo	1851	f 2 17	3 18	13	" Morgan City	2393
992	" Dunlay	1861	a	f 3 00	11	" Boeuf	2401
778	" Noonan	1869	a	f 3 15	17	" Gibson	2408
721	" Lacoste	1876	a	f 3 30	25	" Schriever	2419
631	" Macdonia	1883	a	f 3 45	15	" Lafourche	2422
661	Ar San Antonio, Tex. (S.P. station)	1901	3 35	4 35	8	" Raceland Junction	2434
					8	" Des Allemands	2442
					10	" Boutte	2450
					8	" West Bridge Junction	2463
					10	" Mississippi River Bridge	2469
					12	" East Bridge Junction	2472
					12	Ar New Orleans (Carrollton Ave.)	2472
					12	Ar New Orleans, La. (C.W.T.)	2472
					8	(Union Station) Δ	2474

Golden State Route

El Paso, Kansas City, St. Louis, Chicago

Eastbound				
(C) Table 25				
Elev.	Mls.	Californian No. 44 Daily	Golden State Limited No. 4 Daily	
3719	Ar El Paso, Tex. (MWT) Δ	0	6 30	10 10
3889	" Fort Bliss, Tex.	4		
3990	" Newman, N. M.	21		10 49
4170	" Orogrande	48		11 24
4323	" Alamogordo (40)	87	8 37	12 20
4444	" Tularosa	100		12 41
4562	" Three Rivers	115		1 07
5019	" Oscura	127	f 9 34	
5439	Ar Carrizozo	144	10 00	1 50
5439	Ar Carrizozo	144	10 10	2 00
6115	" Ancho	166		f 2 40
6666	" Corona	194		3 23
6268	" Duran	213		f 3 58
5942	" Vaughn	229	12 24	4 25
5287	" Pastura	250		f 4 58
4600	" Santa Rosa	272	1 32	5 43
4834	" Cuervo	289		6 20
4553	" Newkirk	298		f 6 34
4319	" Montoya	310		f 6 54
4075	Ar Tucumcari, N.M. (MWT) (34)	331	3 30	7 30
4075	Ar Tucumcari, N.M. (CWT) CRISP	0	9 00	9 00
3666	" Ar Amarillo, Tex.	113	11 55	11 55
1327	" El Reno, Okla.	360	6 55	6 55
1199	" Oklahoma City, Okla.	386	8 08	8 08
266	" Little Rock, Ark.	740	9 30	9 30
262	" Ar Memphis, Tenn.	873	1 15	1 15
4075	Ar Tucumcari, N.M. (CWT)	331	4 45	8 50
3813	" Logan, N. M.	354	5 15	11 55
4130	" Obar, N. M.	371	f 5 36	
4183	" Naravisa, N. M.	379	5 50	
4116	" Romero, Tex.	391	f 6 06	
4078	" Middlewater, Tex.	403	f 6 20	
4023	" Rehm, Tex.	415	f 6 32	
3980	Ar Dalhart, Tex.	423	6 55	10 45
3980	Ar Dalhart, Tex.	423	12 16	12 16
4656	" Ar Pueblo, Colo.	265	7 25	7 25
5984	" Colorado Spgs., Colo.	309	8 40	8 40
5183	Ar Denver, Colo.	384	10 40	10 40
3980	Ar Dalhart, Tex. (CWT) C.R.I.&P.	423	7 05	10 55
3695	" Stratford, Tex.	454		
3538	" Stevens, Tex.	464		
3497	" Texhoma, Okla.	474		
3130	" Guymon, Okla.	495		
2851	" Liberal, Kan.	535	9 30	1 20
1541	" Hutchinson, Kan.	724	1 15	5 15
1506	" McPherson, Kan.	751	2 01	5 15
1340	" Herington, Kan.	787	3 30	7 15
892	" Topeka, Kan.	881	5 25	9 02
748	Ar Kansas City, Mo.	949	7 00	10 35
748	Ar Kansas City, Mo.	949	11 30	12 45
480	Ar St. Louis, Mo.	279	7 10	8 20
748	Ar Kansas City, Mo.	949	11 20	11 20
480	Ar St. Louis, Mo.	279	7 33	7 33
748	Ar Kansas City, Mo.	949	11 55	11 55
480	Ar St. Louis, Mo.	279	7 30	7 30
748	Ar Kansas City, Mo.	949	11 30	11 30
732	" Ar Des Moines, Ia.	230	4 30	4 30
854	" St. Paul, Minn.	490	11 40	11 40
854	" Ar Minneapolis, Minn.	501	12 25	12 25
748	Ar Kansas City, Mo.	949	7 50	11 35
606	Ar Davenport, Ia.	1284	4 10	7 10
609	Ar Englewood, Ill.	1453	8 30	11 18
590	Ar Chicago, Ill.	1459	8 45	11 30

HOUSTON TO NEW ORLEANS

8 00

9 02

10 08

10 47

1 28

2 10

2 25

2 58

3 34

4 58

5 20

6 12

6 30

6 38

All PM time in Dark faced figures.
C.W.T.—Central War Time. M.W.T.—Mountain War Time.
Δ—Air Mail dispatched. †—Does not stop. For information only.
†—Effective Jan. 14, 1945.
a—No. 2 Stops on flag to entrain pay passengers for points New Orleans or beyond; also to detrain revenue passengers from West of El Paso.
b—No. 2 Stops on flag to entrain pay passengers for New Orleans or beyond; also detrain from Houston and beyond.
c—No. 6 Will stop on flag to detrain revenue passengers from West of San Antonio; also to entrain for schedule stops east of Houston and for schedule stops for connecting trains at Houston.

d—Stops detrain pay passengers from San Antonio or beyond.
e—Stops on flag detrain pay passengers from points beyond Houston; also to entrain pay passengers for New Orleans or beyond.
f—Flag stop to entrain or detrain revenue passengers.
g—Stops detrain pay passengers from Houston or beyond.
h—Will stop on flag to detrain revenue passengers from El Paso and beyond; also to entrain passengers for east of Houston.
j—Stops to entrain Pullman passengers for Kansas City or beyond.
k—Stops to discharge revenue passengers from west of San Antonio destined to Palacios.
p—Stops to detrain revenue passengers from West of San Antonio.

r—Stops to detrain revenue passengers from West thereof and to entrain revenue passengers for Houston or beyond.
s—Stops on flag to detrain revenue passengers from San Antonio and West, and to entrain passengers to Houston or beyond.
o—Stops to entrain revenue passengers for schedule stops east of Houston and to entrain for schedule stops for connecting trains at Houston; also to detrain passengers from west of El Paso.
w—Stops to entrain Pullman passengers for Kansas City or beyond; also to detrain Pullman passengers from Tucumcari or beyond.
x—Stops on flag to entrain revenue passengers for New Orleans and beyond.

Sunset Route—Golden State Route

Connections in California, Arizona, New Mexico

(A) Table 26 NILAND, EL CENTRO, CALEXICO, YUMA

	358	452-358	362	Pacific Greyhound Bus	Pacific Greyhound Bus	Pacific Greyhound Bus
Lv Niland 12, 17	*3 30			*6 05	*2 55	*9 20
Lv Calipatria	3 45			6 21	3 11	9 36
Lv Brawley	4 20			6 48	3 38	10 03
Lv Imperial	4 35			7 12	4 05	10 27
Lv El Centro 12, 17	5 05	16 15	9 25	7 28	4 22	10 43
Ar Calexico	5 30	7 00	9 00	7 56	4 50	11 11
Lv Calexico	9 35	*9 35	9 40			
Ar Algodones	11 53	11 53	11 45			
Ar Yuma			12 20			

	357	363	357-451	Pacific Greyhound Bus	Pacific Greyhound Bus	Pacific Greyhound Bus
Lv Yuma	*3 45					
Lv Algodones	*2 15	4 15	*2 15			
Ar Calexico	4 30	6 20	4 30			
Lv Calexico	12 01	6 30	86 25	*4 04	11*14	*7 14
Lv El Centro 12 17	12 30	7 00	6 50	4 34	11 47	7 44
Lv Imperial	12 45			4 48	12 04	7 58
Lv Brawley	1 20			5 12	12 32	8 22
Lv Calipatria	1 36			5 39	12 59	8 43
Ar Niland 12, 17	1 50			5 55	1 15	9 05

(B) Table 27 DEMING—SILVER CITY (Parrish Stages)

* 7 05	*12 01	0	Lv Deming (11, 18)	Ar	9 45	4 30
8 10	1 05	40	Ar Hurley	"	8 40	3 25
8 28	1 23	46	Ar Ft. Bayard	"	8 22	3 07
8 50	1 45	56	Ar Silver City	Lv	8 00	* 2 45

(C) Table 28 LORDSBURG—HOT SPRINGS (Parrish Stages)

* 6 10	Lv Lordsburg (11, 18)	Ar	5 45
7 30	Ar Silver City	"	4 25
8 07	Ar Ft. Bayard	Lv	3 48
10 05	Ar Hillsboro	Lv	1 50
11 10	Ar Hot Springs, N. M.	Lv	*12 45

(D) Table 29 LORDSBURG, CLIFTON

952	Mis.		953	
† 8 30	0	Lv Lordsburg (11, 18)	Ar	4 35
10 06	38	" Duncan	"	3 04
12 05	70	Ar Clifton, Ariz.	Lv	† 1 05

(E) BOWIE, FORT THOMAS, GLOBE, MIAMI

	*382	Mis.	Table 30	*381	
*	4 55	0	Lv Bowie (11, 18)	Ar	3 05
	5 52	35	" Solomon	Lv	1 57
	6 05	40	" Safford	"	1 45
	6 15	43	" Thatcher	"	1 33
	6 26	48	" Pima	"	1 23
	6 54	61	" Fort Thomas	"	12 58
	7 03	66	" Geronimo	"	†12 48
	8 15	103	" San Carlos	"	11 35
	9 05	124	" Globe	Lv	*10 50
0	Lv Globe		† Daily Bus every 30 minutes from 6:30 to 11:00 each way.		

(F) Table 31 BENSON, FAIRBANK, TOMBSTONE

e11 00	c 8 00	0	Lv Benson, Ariz.	Ar	4 05	*5 25
11 45	c 8 45	7	Lv Curtiss	Ar	3 35	4 55
e12 30	c 9 30	20	Ar Fairbank	Lv	2 40	†4 00
n 1 10		20	Lv Fairbank	Ar	2 30	
n 1 40		29	Ar Tombstone	Lv	2 00	

(G) Table 32 FAIRBANK, PATAGONIA

.....	c10 00	0	Lv Fairbank (11, 18)	Ar	c 3 30
.....	f10 40	11	" Campstone	"	f 2 50
.....	c12 30	44	Ar Patagonia	Lv	c 1 01

Table 33 FAIRBANK, FORT HUACHUCA

a 1 20	0	Lv Fairbank (11, 18)	Ar	a 4 20
1 40	11	Ar Lewis Springs	Lv	3 45
a 2 25	24	Ar Fort Huachuca	Lv	a 2 40

(H) Table 34 EL PASO, TUCUMCARI, DAWSON

6*30	0	Lv El Paso, Tex.	Ar	8 55
3 30	332	Ar Tucumcari, (10, 25)	Lv	*12 30
h 6 10	332	Lv Tucumcari, N. M.	Ar	5 00	
8 45	382	" Mosquero	"	1 45	
f 9 05	390	" Solana	"	†1 23	
†10 30	400	Ar Roy	Ar	12 25	
†10 30	411	" Mills	"	12 01	
†11 05	420	" Abbott	"	11 10	
†11 40	434	" Taylor	"	10 25	
12 10	445	Ar French	Lv	9 40	
12 30	445	Lv French	Ar	9 20	
f 1 10	458	" Colfax	"	†8 50	
1 30	4c4	Ar Dawson, N. M.	Lv	†8 30	

(J) BISBEE JUNC. AND BISBEE

Mis.	Table 35	BUS CONNECTION
0	Lv Bisbee Junc. (11, 18)	*11 50 * 3 35 * 5 05
8	Ar Bisbee, Ariz.	12 20 4 05 5 35
0	Lv Bisbee, Ariz.	*11 00 * 2 45 * 4 15
8	Ar Bisbee Junc.	11 30 3 15 4 45

(M) Table 36 HEREFORD AND FORT HUACHUCA BUS AND TRUCK

5*35	*4 05	11*30	Lv Hereford 11, 18	Ar	10 50	2 30	5 15
6 15	4 45	12 10	Ar Garden Canon	Ar	10 10	1 50	4 35
6 35	5 05	12 30	Ar Fort Huachuca	Lv	*9 50	*1 30	*4 15

(N) Table 37 TUCSON, NOGALES

† 9 30	0	Lv Tucson (11, 18)	Sou. Pac.	Ar	4 35
†10 07	19	" Sahuarita	"	f 3 58	
10 41	37	" Amado	"	3 25	
†11 04	50	" Otero	"	f 3 01	
11 35	66	Ar Nogales (To Mexico)	Lv	† 2 30	

(P) Table 38 DOUGLAS, NACAZARI Nacozari Ry.

Note: Taxi connection between Douglas and Agua Prieta.

m2 40	n 2 00	Lv Douglas, Ariz. (11, 18)	Ar	1 59	1 30
6 00	6 55	Ar Agua Prieta, Mex.	Lv	*4 00	†2 30

(Q) Table 39 GILA, AJO Tucson, Cornelia & Gila Bend R. R. Co.

†11 15	*†8 10	0	Lv Gila (11, 18)	Ar	6 59	10 35
1 25	9 55	44	Ar Ajo	Lv	*5 15	† 8 30

(R) Table 40 ALAMOGORDO, CLOUDCROFT (Bus)

Lv Alamogordo (10, 25)	No service during Winter Months
Ar Cloudcroft	

(S) ALAMOGORDO, ROSWELL Motor Coach—Daily

*5 20	11*30	12*25	Lv Alamogordo 10, 25	Ar	7 22	4 12	11 25
8 52	3 05	3 55	Ar Roswell	Lv	*4 00	†2 30	*8 00

(T) Table 41 REDLANDS MOTOR BUS SERVICE (Tables 12, 17)

Auto Bus will meet all passenger trains for passengers between Redlands, Second Street station and main line Redlands station, in each direction. Baggage service, daily except Sunday.

(U) Table 42 CARLSBAD CAVERNS

Side trip is made by comfortable motor coach from El Paso. Round Trip Transportation..... \$7.50 Plus 15% Federal Tax..... 1.13 Total..... \$8.63

Charges at the Caverns to be paid by visitors: Entrance fee, \$1.80; Lunch in Caverns lunch room, 50c; Elevator fee, 25c each way used. Ask any railroad agent for information.

Daily Schedule—CARLSBAD CAVERN COACHES

Leave El Paso (Bus Station)	7 30AM
Arrive Carlsbad Caverns	11 45AM
Leave Carlsbad Caverns	4 00PM
Arrive El Paso (Bus Station)	10 00PM

(V) WHITE SANDS NATIONAL MONUMENT SERVICE HAS BEEN SUSPENDED FOR THE DURATION

(W) APACHE TRAIL TOURS SERVICE HAS BEEN SUSPENDED FOR THE DURATION.

(X) Table 43 TUCSON-NOGALES Citizen Auto Stage Co.

Lv Tucson (11, 18)	*8 00	10 30	10 50	*12 00	*3 45	*4 20	*5 10	*6 20	*8 30
Ar Nogales	10 00	10 30	12 50	3 00	4 00	5 45	6 20	7 10	8 20
Lv Nogales	*7 00	*8 30	10 15	12 01	*1 30	*3 00	*3 45	*4 30	*6 20
Ar Tucson	8 50	10 30	12 15	1 50	3 30	5 00	5 35	6 30	8 20

(Y) 29 PALMS STAGES

.....	2 30	Lv Banning (12, 17)	Ar	8 00
.....	4 30	Ar 29 Palms	Lv	6 00

All P. M. Time in Dark faced figures. *—Daily. †—Daily except Sunday. ‡—Daily except Monday. §—Daily except Saturday. ||—Meals. ¶—Motor train. Ⓜ—Tuesday and Friday. Ⓝ—Monday and Thursday. Ⓞ—Tuesday, Wednesday, Friday, Saturday. Ⓟ—Flag stop to train or detrain passengers. Ⓠ—Monday, Tuesday, Thursday, Friday. Ⓡ—Monday, Wednesday, Friday, Saturday. Ⓢ—Tuesday, Thursday, Sunday. Ⓣ—Wednesday, Saturday. Ⓤ—Tuesday, Thursday, Saturday. Ⓥ—Motor Bus.

Did you know that—

- In freight and passenger volume, Southern Pacific is the third largest railroad in America. Only the Pennsylvania and New York Central are carrying a bigger load than Southern Pacific.
- Southern Pacific crosses innumerable mountain ranges, and has to climb more major summits than any other U. S. railroad. It takes more locomotives to pull trains up steep mountain grades.
- Southern Pacific serves more military and naval establishments than any other railroad in the U. S. From New Orleans to Portland an endless chain of air bases and encampments adjoins our line.

Sunset Route

Texas and Louisiana Lines

Train 3—ACADIAN—Daily—New Orleans—Houston

Standard Sleepers: ★New Orleans to Houston (Sections, Drawing-Room, Compartments).
Sleepers may be occupied at Houston until 8 a. m.
★New Orleans to Lake Charles (Sections, Drawing-Rooms). (Occupancy until 8:00 AM).
Chair Car and Coaches: ★New Orleans to Houston.

Train 8—ACADIAN—Daily—Houston—New Orleans

Standard Sleepers: ★Houston to New Orleans (Sections, Drawing-Rooms, Compartments).
★Lake Charles to New Orleans (Sections, Drawing-Rooms), (open for occupancy 9:30 p. m.)
★Chair Car: Houston to New Orleans.
★Coaches: Houston to New Orleans.

Train 7—ALAMO—Daily—Houston—San Antonio

Standard Sleepers: ★Houston to San Antonio (Sections, Drawing-Room).
(Sleepers open 9:30 p. m.—Occupancy at San Antonio until 8:00 a. m.)
★Chair Car: Houston to San Antonio. (Open at Houston 10:30 p. m.)
★Coach: Houston to San Antonio. (Open at Houston 10:30 p. m.)

Train 8—ALAMO—Daily—San Antonio—Houston

Standard Sleepers: ★San Antonio to Houston (Sections, Drawing-Room).
(Sleepers open 9:30 p. m.—Occupancy at Houston until 8:00 a. m.)
★Chair Car: San Antonio to Houston. (Open at San Antonio 10:30 p. m.)
★Coach: San Antonio to Houston. (Open at San Antonio 10:30 p. m.)

Train 13—Streamlined SUNBEAM—Train 14—Daily

★Chair Cars: Houston and Dallas.
★Parlor Car: Houston and Dallas (operated by Southern Pacific).
★Diner-Lounge-Observation Car: Houston and Dallas.
All Seats in Parlor Car on the SUNBEAM must be reserved in Advance.

Train 15—HUSTLER—Train 16—Daily With STREAMLINED Equipment

★Chair Cars: Houston and Dallas.
★Diner-Lounge-Observation Car: Houston and Dallas.
All Seats in Lounge-Observation Car on the HUSTLER must be reserved in advance (operated by Southern Pacific).

Train 17—OWL—Daily

STANDARD SLEEPERS:
Bedroom Pullman Standard Sleeper: ★Galveston to Dallas (8-Sec., 5-Bedrooms) On S. P.
No. 172 Galveston to Houston (occupancy at Dallas until 8:00 a. m.)
★Houston to Dallas (Sections, Drawing-Room). Occupancy at Dallas until 8:00 a. m.
Sleepers open for occupancy at Houston 9:30 p. m.
Coaches: ★Houston to Dallas. (Open at Houston 10:30PM).
Chair Car: ★Houston to Dallas. (Open at Houston 10:30PM).

Train 18—OWL—Daily

STANDARD SLEEPERS:
Bedroom Pullman Standard Sleeper: ★Dallas to Galveston (8-Secs., 5-Bedrooms). On S. P.
No. 171 Houston to Galveston.
★Dallas to Houston (Sections, Drawing-Room). Occupancy at Houston until 8:00 a. m.
Sleepers open for occupancy at 9:30 p. m.
Coaches: ★Dallas to Houston.
Chair Car: ★Dallas to Houston.

Train 45—Daily

Standard Sleeper: ★Houston to Austin (Sections and Drawing-Room). (Sleeper open at Houston 9:30 p. m.—Occupancy at Austin until 8:00 a. m.)
Coaches: ★Houston to Austin.

Train 46—Daily

Standard Sleeper: Austin to Houston (Sections, Drawing-Room). (Sleeper open at Austin 9:30 p. m.—Occupancy at Houston until 8:00 a. m.)
Coaches: ★Austin to Houston.

Train 27—Daily—Train 28

Standard Sleeper: ★Shreveport and Houston (Sections, Drawing-Room). (Sleeper open at Shreveport 9:00 p. m. and at Houston 9:30 p. m.)—(Occupancy at Houston and Shreveport until 8:00 a. m.)
Coaches: ★Shreveport and Houston.

Train 301—MOTOR—302—Daily

Coach: ★Houston and San Antonio, (via Cuero and Victoria).

Train 303—BORDER LIMITED—304—Daily

Standard Sleeper: ★Houston and Corpus Christi. Sections, Drawing-Room. (Occupancy at Corpus Christi 8:00 a. m. and 9:30 p. m., also occupancy at Houston until 8:00 a. m.)
Coaches: ★Houston and Corpus Christi. (Open at Corpus Christi 10:30 p. m.)

Trains 303-313—BORDER LIMITED 314-304—Daily

Standard Sleeper: ★Houston and Brownsville, Tex. (Sections, Drawing-Room). (Sleeper occupancy at Houston until 8:00 a. m.)
Chair Car: ★Houston and Brownsville.

Trains 313-303 and 304-314—BORDER LIMITED—Daily

Coach: ★San Antonio and Brownsville.
Coach: San Antonio to Corpus Christi.

All PM time in dark faced figures.

*—Daily. a—Daily Bus between Bremend and Waco. b—Texas Bus Lines, Inc. between Houston and Galveston. c—Daily Motor Train. ★Regularly assigned cars are air-conditioned.

(A)

Table 44

NEW ORLEANS, BEAUMONT, HOUSTON, DALLAS, FORT WORTH AND DENVER

WESTBOUND					EASTBOUND					
	5-13	1-17 85	3-15	Mls.	STATIONS					
.....	11*00	*8 45	*8 00	0	Lv New Orleans.....	Ar	10 30	7 00	8 45	10 30
.....	7 22	5 35	5 05	279	Lv Beaumont.....	Ar	1 25	10 08	11 30	1 25
.....	9 30	7 45	7 25	363	Ar Houston.....	Lv	11*15	*8 00	*9 30	11*15
.....	4 45	11 00	8 00	363	Lv Houston.....	Ar	2 05	2 05	6 30	9 25
.....	9 10	6 55	1 50	627	Ar Dallas.....	Lv	*8 10	*8 10	11 00	5 00
.....	10*40	8 00	649	Ar Fort Worth.....	Lv	9 45
.....	10 40	1462	Ar Denver (C.&S.).....	Lv	*7 00

*Leave F. W. D. C.-C. & S.

(B)

NEW ORLEANS—HOUSTON—AUSTIN AND WACO

3-43 -15	5	1- 17-65	1-45	Mls.	STATIONS				16-42 6	16-42 8	46-2	66-18- 2
*8 00	*11 00	*8 45	*8 45	0	Lv New Orleans.....	Ar	10 30	7 00	8 45	8 45	8 45	8 45
5 05	7 22	5 35	5 35	279	Lv Beaumont.....	Ar	1 25	10 08	11 30	11 30	11 30	11 30
7 25	9 30	7 45	7 45	363	Ar Houston.....	Lv	*11 15	*8 00	*9 30	*9 30	*9 30	*9 30
8 05	11 05	0	Lv Houston.....	Ar	6 45	6 45	5 15	5 15	5 15	5 15
12 45	5 15	166	Ar Austin.....	Lv	2 05	2 05	11 30	11 30	11 30	11 30
8 00	11 00	0	Lv Houston.....	Ar	2 05	2 05	6 30	6 30
*12 55	6 30	188	Ar Waco.....	Lv	*9a00	*5a00	*9 00	*9 00

(C)

NEW ORLEANS, BEAUMONT, HOUSTON, SAN ANTONIO, GALVESTON

5	3-171	1	7	STATIONS				172-6	172-8	2	8
*11 00	*8 00	*8 45	Lv New Orleans.....	Ar	10 30	7 00	8 45	8 45	8 45	8 45
7 22	4 46	6 35	Ar Beaumont.....	Lv	1 25	10 08	11 30	11 30	11 30	11 30
9 30	7 25	7 45	Ar Houston.....	Lv	*11 15	*8 00	*9 30	*9 30	*9 30	*9 30
10 10	8 25	*11 10	Lv Houston.....	Ar	10 45	9 05	9 05	9 05	9 05
3 35	1 30	6 30	Ar San Antonio.....	Lv	*5 15	*4 05	*4 05	*4 05	*4 05
610 20	8 00	5 7 55	Lv Houston.....	Ar	7 25	7 25	8 55	8 55	8 55	8 55
12 20	9 55	10 05	Ar Galveston.....	Lv	*6 30	*5 30	6 30	6 30	6 30	6 30

(D)

Table 45 HOUSTON—VICTORIA—SAN ANTONIO

No.	* 7 35	Lv Houston..... <th>Ar <th>4 20</th> <th>No.</th> <th>.....</th> </th>	Ar <th>4 20</th> <th>No.</th> <th>.....</th>	4 20	No.
*301	11 40	Ar Victoria.....	Lv	12 25	*302
	3 45	Ar San Antonio.....	Lv	*8 30	

(E)

NEW ORLEANS AND HOUSTON AND SHREVEPORT

	1-28	3-26	Mls.	STATIONS				25-6	25-8	27-2
.....	*8 45	*8 00	0	Lv New Orleans.....	Ar	10 30	7 00	8 45	8 45	8 45
.....	7 45	7 25	363	Ar Houston.....	Lv	*11 15	*8 00	*9 30	*9 30	*9 30
.....	*11 00	9 15	0	Lv Houston.....	Ar	4 05	4 05	7 00	7 00	7 00
.....	6 40	4 25	232	Ar Shreveport.....	Lv	9 00	9 00	*11 30	*11 30	*11 30

(F)

NEW ORLEANS—CORPUS CHRISTI—McALLEN—HARLINGEN—BROWNSVILLE

1-303 313	VIA HOUSTON	314 304-2	5-313 303	VIA SAN ANTONIO	314- 304-6		
*8 45	Lv New Orleans, La.....	Ar	8 45	*11 00	Lv New Orleans, La.....	Ar	10 30
7 45	Ar Houston, Tex.....	Lv	9 30	3 35	Ar San Antonio, Tex.....	Lv	5 15
10 20	Lv Houston, Tex.....	Ar	7 30	10 20	Lv San Antonio, Tex.....	Ar	6 30
5 45	Ar Corpus Christi.....	Lv	11 50	5 45	Ar Corpus Christi.....	Lv	11 50
7 50	Ar McAllen.....	Lv	9 30	7 50	Ar McAllen.....	Lv	9 30
9 20	Ar Harlingen.....	Lv	7 52	9 20	Ar Harlingen.....	Lv	7 52
10 15	Ar Brownsville, Tex.....	Lv	*7 00	10 15	Ar Brownsville, Tex.....	Lv	*7 00

CORPUS CHRISTI-RIO GRANDE VALLEY-HOUSTON-DALLAS

304-314 13	304-314 15	STATIONS	16 303-313	14 303-317	
*11 50	*11 50	Lv Corpus Christi.....	Ar	5 45	5 45
*7 00	*7 00	Lv Brownsville.....	Ar	10 15	10 15
7 52	7 52	Lv Harlingen.....	Ar	9 20	9 20
9 30	9 30	Lv McAllen.....	Ar	7 50	7 50
9 45	9 45	Lv Edinburg.....	Ar	7 30	7 30
7 30	7 30	Ar Houston.....	Lv	10 00	10 00
4 45	8 00	Lv Houston.....	Ar	2 05	9 25
9 10	1 50	Ar Dallas.....	Lv	*8 10	*5 00

(G) BROWNSVILLE-MEXICO CITY PAN-AMERICAN AIR SERVICE

Lv Brownsville.....	*9 30
Ar Tampico.....	10 10
Ar Mexico City.....	11 55
Lv Mexico City.....	*12 05
Lv Tampico.....	1 50
Ar Brownsville.....	4 30

Sunset Route

Texas and Louisiana Lines

(A) Table 46 LOS ANGELES, PHOENIX, EL PASO, MEXICO CITY
Via Southern Pacific-National Rys of Mexico

Nos. 2-8		Nos. 7-5
Mo* 8 30	Lv Los Angeles (P.W.T.)..... Sou. Pac. Ar	9 40 We
Mo 10 05	Lv Phoenix..... " Ar	6 Tu
Tu 1 35	Lv Tucson..... " Ar	7 30 Tu
Tu 9 40	Ar El Paso (M.W.T.)..... " Lv	10 20 Tu
Tu 2 05	Lv El Paso (M.T.)..... Nat. Rys. Ar	7 15 Tu
Th 12 40	Ar Mexico City (C.T.)..... " Lv	*11 57 Su

(B) NEW ORLEANS, SAN ANTONIO AND MEXICO CITY, VIA LAREDO

*11 00	8 45	Lv New Orleans..... Sou. Pac. Ar	8 45	10 30
3 35	1 30	Ar San Antonio..... Sou. Pac. Lv	4 05	5 15
7 25	8 30	Lv San Antonio, Tex..... Mo. Pac. Ar	6 25	7 05
11 30	12 45	Ar Laredo, Tex. (C.W.T.)..... Mo. Pac. Lv	2 10	2 55
2 30	2 15	Lv Nuevo Laredo (C.T.)..... Nat. Rys. Ar	1 50	
8 35	7 45	Ar Monterrey..... " Lv	8 20	
9 35	8 55	Ar Mexico City, Mex..... " Lv	* 8 10	

(C) HOUSTON—MEXICO CITY

*10 10	*11 10	Lv Houston..... Sou. Pac. Ar	10 45	6 15
3 35	6 30	Ar San Antonio..... " Lv	5 15	11 00
7 25	8 30	Lv San Antonio..... Mo. Pac. Ar	7 05	6 25
11 30	12 45	Ar Laredo..... " Lv	2 55	2 10
8 35	7 45	Ar Monterrey..... Nat. Rys. Lv	8 20	
9 35	8 55	Ar Mexico City..... " Lv	* 8 10	

(D) NATIONAL RAILWAYS OF MEXICO EL PASO, TORREON, MEXICO CITY

No. 8	Mo.	Lv El Paso, Tex. (M.T.)	No. 7	Mo.
*2 05	Mo	Lv El Paso, Tex. (M.T.)..... Ar	7 15	We
3 05	Mo	Lv El Paso, Tex. (C.T.)..... Ar	8 15	We
4 20	Mo	Lv Ciudad Juarez, Mex. (C.T.)..... Ar	7 15	We
11 46	Mo	Lv Chihuahua..... Lv	12 05	We
4 50	Tu	Lv Jimenez..... Lv	7 00	Tu
9 40	Tu	Lv Torreon..... Lv	1 45	Tu
10 10	Tu	Lv Aguascalientes..... Lv	2 15	Tu
3 50	We	Lv Irapuato..... Lv	9 00	Mo
6 26	We	Lv Queretaro..... Lv	6 18	Mo
12 40	We	Ar Mexico City, Mex..... Lv	*11 57	Mo

(E) NATIONAL RYS. OF MEXICO—PIEDRAS NEGRAS, SALTILLO, MEXICO CITY

Daily	Mls.	Lv Piedras Negras (C.T.)	Nat. Rys. Ar	Daily
8 30	0	Lv Piedras Negras (C.T.)..... Nat. Rys. Ar	6 20	
5 01	238	Ar Paredon..... Lv	10 10	
10 23	238	Lv Paredon..... Ar	4 45	
8 53	415	Ar Torreon..... Lv	5 40	
5 15	238	Lv Paredon..... Ar	9 57	
7 30	233	Ar Saltillo..... Lv	8 20	
8 55	969	Ar Mexico City..... Lv	8 10	

(G) EL PASO, DALLAS, ST. LOUIS Texas and Pacific Ry. Missouri Pacific

16 Daily	6 Daily	Lv El Paso, Tex. (M.W.T.)	Ar	8 15 Daily	6 30 Daily
9 25	11 30	Lv El Paso, Tex. (M.W.T.)..... Ar	8 15	6 30	
10 25	12 30	Lv El Paso, Tex. (C.W.T.) T. & P. Ar	9 15	7 30	
7 30	10 35	Lv Big Spring..... " Ar	10 45	8 05	
9 10	1 15	Lv Sweetwater..... " Ar	8 45	6 00	
10 25	2 25	Lv Abilene..... " Ar	7 40	4 40	
12 08	4 03	Lv Cisco..... " Ar	5 50	2 55	
3 30	7 25	Ar Fort Worth..... " Lv	2 10	11 20	
5 05	9 00	Ar Dallas..... " Lv	12 45	9 40	
8 55	2 15	Ar Marshall..... " Lv	8 50	4 45	
10 45		Ar Texarkana, Tex..... T. & P. Ar	6 20	3 00	
10 55		Lv Texarkana, Tex..... Mo. Pac. Ar	6 05	2 50	
2 10		Lv Little Rock, Ark..... " Ar	2 30	11 25	
6 45		Ar Memphis, Tenn..... " Lv	9 45	8 10	
11 30		Ar St. Louis, Mo..... " Lv	5 50	11 59	

Table 47 (H) HOUSTON AND SAN ANTONIO AND CORPUS CHRISTI

313-	303	Mls.	304	304-	314
.....	*10 00	0 Lv Houston..... Ar	7 30	
.....	5 45	240 Ar Corpus Christi, Lv	*11 50	
*10 20	0 Lv San Antonio..... Ar	6 30	
5 45	151 Ar Corpus Christi, Lv	*11 50	

↗ By car-to-car transfer, southbound at Beville for Corpus Christi, and northbound at Skidmore for San Antonio—See Beville—Corpus Christi schedules.

DALLAS AND GALVESTON

14	16	171	Mls.	172-	15	13
*5 00	*8 11	*11 00	0 Lv Dallas..... Ar	6 55	1 50	9 10
12 50	4 35	9 55	321 Ar Galveston Lv	5 30	4 40	*14 5

(K) NEW ORLEANS—HOUSTON—DALLAS—FT. WORTH

5-13	1-17-	3-15	86-18-	16-8	14-6
*11 00	*8 45	*8 00	Lv New Orleans Ar	8 45	7 00
9 30	7 45	7 25	Ar Houston..... Lv	9 30	8 00
4 45	11 00	8 00	Lv Houston..... Ar	6 30	2 05
9 10	6 55	1 50	Ar Dallas..... Lv	11 00	*8 10
.....	8 00	Ar Ft. Worth..... Lv	9 45

HOUSTON—DALLAS—DENVER

13	18		
*4 45	Lv Houston..... S. P. Ar	6 30	
9 10	Ar Dallas..... " Lv	11 00	
.....	9 15	Lv Dallas, FWDC-CS, Ar	10 10
.....	8 40	Ar Colorado Spgs. " Lv	9 05
.....	10 40	Ar Denver..... " Lv	* 7 00

(M) HOUSTON, DALLAS, FT. WORTH Train 13—SUNBEAM (Streamlined)—Train 14

*4 45	Lv Houston..... Ar	9 25
9 10	Ar Dallas..... Lv	* 6 00

Train 15—HUSTLER (Streamlined)—Train 16

*8 00	Lv Houston..... Ar	2 05
1 50	Ar Dallas..... Lv	* 8 10

Train 17—OWL—Train 18

*11 00	Lv Houston..... Ar	6 30
6 55	Ar Dallas..... Lv	11 00
8 00	Ar Fort Worth*..... Lv	* 9 45

*Motor 85 & 86 between Ennis and Ft. Worth.

BROWNSVILLE AND ST. LOUIS Via San Antonio and Dallas.

314-2		1-313
*7 00	Lv Brownsville..... Sou. Pac. Ar	10 15
6 30	Ar San Antonio..... " Lv	10 20
7 25	Lv San Antonio (M.-K.-T.)..... Ar	7 40
2 55	Lv Dallas (M.-K.-T.-Frisco Lines)..... Ar	11 45
8 30	Ar St. Louis..... " Lv	* 6 00

(N) CHICAGO—HOUSTON

3-5	Mls.	8-4	
*7 45	0	Lv Chicago (I.C.)..... Ar	9 50
9 05	921	Ar New Orleans (I.C.)..... Lv	8 50
11 00	921	Lv New Orleans (S.P.)..... Ar	7 00
9 30	1283	Ar Houston..... Lv	* 8 00

Table 48 (P) CHICAGO—NEW ORLEANS—LOS ANGELES

	3-5	Mls.	6-54
*7 45	0	Lv Chicago (C.W.T.) (I.C.)..... Ar	9 15
9 35	527	Lv Memphis (C.W.T.) (I.C.)..... Ar	10 25
9 05	921	Ar New Orleans (C.W.T.) (I.C.)..... Lv	3 15
11 00	921	Lv New Orleans (C.W.T.) (S.P.)..... Ar	10 30
9 30	1283	Ar Houston (C.W.T.) (S.P.)..... Lv	11 15
3 35	1494	Ar San Antonio (C.W.T.) (S.P.)..... Lv	5 15
9 40	2111	Ar El Paso (M.W.T.) (S.P.)..... Lv	9 30
9 40	2925	Ar Los Angeles (P.W.T.) (S.P.)..... Lv	* 6 45

(R) NEW ORLEANS, LOS ANGELES, SACRAMENTO, PORTLAND

	5 59-16	15-60 6	
Mo*	11 00	Lv New Orleans (C.W.T.)..... Ar	10 30 Sa
We	9 40	Ar El Paso (M.W.T.)..... Lv	9 30 Th
We	10 20	Lv El Paso (M.W.T.)..... Ar	8 50 Th
Th	9 40	Ar Los Angeles..... Lv	6 45 We
Th	5 30	Lv Los Angeles..... Ar	9 55 We
Fr	3 20	Lv Fresno..... Lv	12 55 We
Fr	10 20	Lv Sacramento..... Lv	7 15 Tu
Fr	5 45	Ar Klamath Falls..... Lv	6 05 Tu
Sa	5 55	Ar Eugene..... Lv	11 00 Mo
Sa	10 05	Ar Portland..... Lv	* 7 00 Mo

Illinois Central R. R. NEW ORLEANS, LOUISVILLE AND CINCINNATI

2-102 58	4-104 54	3-51-101-1 155	63-103-3			
*7 30	*3 15	*8 50	Lv New Orleans, La. I. C. Ar	9 55	9 15	9 05
11 45	6 17	1 30	Ar Jackson, Miss. " Lv	5 15	5 38	3 55
3 05	8 24	4 35	Ar Grenada, Miss. " Lv	1 55	3 15	12 15
6 00	10 25	7 30	Lv Memphis, Tenn. " Lv	11 40	1 20	9 35
9 30	12 55	10 45	Ar Fulton, Ky. " Lv	8 25	10 50	5 55
10 49	12 25	Ar Paducah, Ky. " Lv	7 00	4 23
5 40	7 45	Ar Louisville, Ky. " Lv	12 05	9 40
11 00	12 30	Ar Cincinnati, O. (E.W.T.) B. & O. Lv	* 9 45	* 6 50

NEW ORLEANS, NASHVILLE, CHICAGO, LOUISVILLE AND CINCINNATI

98 Daily	4 Daily	38-2 Daily	99 Daily	1 Daily	37 Daily
8 30	8 30	10 30	Lv New Orleans, La. L. & N. Ar	7 15	7 30
12 15	12 35	2 15	Ar Mobile, Ala. " Lv	3 35	3 30
5 10	6 00	7 00	Ar Montgomery, Ala. " Lv	10 48	10 35
7 30	9 05	11 30	Ar Birmingham, Ala. " Lv	8 55	7 45
12 10	7 15	7 20	Ar Nashville, Tenn. " Lv	3 55	2 25
.....	2 30	7 40	Lv Nashville, Tenn. " Ar	9 40	12 30
.....	7 00	12 30	Ar Evansville, Ind. L. & N. Lv	5 10	7 45
.....	2 35	7 30	Ar Chicago, Ill. C. & E.I. Lv	10 05	1 00
4 45	7 15	2 25	Ar Louisville, Ky. L. & N. Lv	11 30	9 40
9 15	12 05	8 00	Ar Cincinnati, O. (E.W.T.) " Lv	9 00	7 05

NEW ORLEANS, BIRMINGHAM, CHATTANOOGA, CINCINNATI

42-4 Daily	44 Daily	Mls.	3-41 Daily	43 Daily
7 45	8 30	0	Lv New Orleans, La. Sou. Ry. Sys. Ar	8 55
2 25	3 10	202	Lv Meridian, Miss. " Ar	2 30
5 10	6 17	239	Lv Tuscaloosa, Ala. " Ar	11 38
7 30	8 45	355	Lv Birmingham, Ala. " Ar	9 15
12 01	1 00	492	Lv Chattanooga, Tenn. " Ar	4 15
7 05	8 40	754	Lv Lexington, Ky. (C.W.T.) " Ar	9 35
9 55	11 45	836	Ar Cincinnati, O. (E.W.T.) " Lv	8 45

All PM time in dark faced figures.
P.W.T.—Pacific War Time. *—Daily.
M.W.T.—Mountain War Time. —Texas Bus Line bet. Houston and Galveston.
C.W.T.—Central War Time. E.W.T.—Eastern War Time. —Operates via Gila.
M.T.—Mountain Time. —Panama Limited—All Pullman.
C.T.—Central Time.

Sunset Route

Texas and Louisiana Lines—Local Service

(A) BEAUMONT, JACKSONVILLE, DALLAS

155 Mixed	Mls.	Table 49	156 Mixed
* 8 00	0	Lv Beaumont, Tex., 8, 24,	Ar 8 35
f 8 19	9	" Voth	f 8 07
* 8 53	24	" Kountze	f 7 35
f 9 11	34	" Longs	f 7 17
f 9 23	39	" Hyatt	f 7 04
f 9 29	42	" Warren	f 6 58
f 9 39	46	" Hillister	f 6 48
f 9 57	54	" Woodville	f 6 28
10 05	57	" Doucette	f 6 20
10 19	63	" Colmesneil	f 6 04
10 38	73	" Rockland	f 5 40
11 05	84	" Zavalla	f 5 10
11 33	96	" Huntington	f 4 39
12 28	121	Ar Nacogdoches 52	Lv 3 45
12 50	121	Lv Nacogdoches	Ar 3 10
f 1 30	133	" Caro	f 3 10
f 1 45	141	" Trawick	f 2 38
2 10	146	" Cushing	f 2 25
2 25	152	" Sacul	f 2 10
2 40	157	" Reklaw	f 1 55
2 50	162	" Ponta	f 1 40
3 00	165	" Gallatin	f 1 30
3 20	171	Ar Jacksonville	Lv 1 22
f 3 35	171	Lv Jacksonville	Ar 1 10
f 3 56	181	" Cuney	f 12 55
4 10	187	" Frankston	f 12 15
4 25	193	" Poynor	f 12 02
4 40	199	" La Rue	f 11 50
f 4 55	205	" Baxter	f 11 37
5 10	212	" Athens	f 11 20
5 40	225	" Eustace	f 10 45
5 55	231	" Mabank	f 10 28
6 15	241	" Kemp	f 10 05
6 32	247	" Jiba	f 9 52
6 42	252	" Kaufman	f 9 40
7 17	263	" Crandall	f 9 12
f 7 33	268	" Seagoville	f 8 49
f 7 45	273	" Kleberg	f 8 00
8 45	291	Ar Dallas, Tex. (Union Sta.) Δ ..	Lv 8 00

(B) FRANKLIN, CYPREMTOR

405 Mixed	Mls.	Table 50	406 Mixed
* 8 00	0	Lv Franklin, La., 8, 24,	Ar 2 15
8 15	4	Ar Baldwin 8, 24,	Lv 2 00
8 45	4	Lv Baldwin	Ar 1 45
9 00	6	" Choupique	f 1 28
f 9 55	7	" F & A Junction	f 1 24
f 10 15	8	" Caneland	f 1 24
9 20	11	" Home Place	f 1 15
f 9 35	16	" Glencoe	f 1 06
10 10	19	Ar Cypremont, La.	Lv *1 00

(C) LAKE CHARLES, DE RIDDER

931 Mixed	Mls.	Table 51	932 Mixed
* 6 00	0	Lv Lake Charles, La., 8, 24,	Ar 12 01
f 6 13	3	" Bridge Junction	f 11 42
f 6 19	5	" Ararat	f 11 36
f 6 31	11	" Gillis	f 11 24
f 6 41	15	" Gaytime	f 11 14
6 52	20	" Fulton	f 11 03
7 10	27	" Longville	f 10 45
f 7 28	34	" Bannister	f 10 27
f 7 45	42	" Bon Ami	f 10 10
8 00	45	Ar De Ridder, La.	Lv *10 00

(D) HOUSTON, NACOGDOCHES, SHREVEPORT

28 Daily	26 Daily	Mls.	Table 52	25 Daily	27 Daily
11 00	9 15	0	Lv Houston, Tex., 8, 24,	Ar 4 05	f 7 00
11 32	9 44	18	" Humble	f 3 20	f 6 14
f 11 51	10 04	29	" Porter	f 3 01	f 5 53
12 16	10 28	44	" New Caney	f 2 36	f 5 29
12 40	10 50	56	" Splendora	f 2 13	f 5 05
f 12 55	11 05	64	" Urbana	f 2 05	f 4 52
1 12	11 23	72	" Goodrich	f 1 58	f 4 38
f 1 25	11 34	78	" Livingston	f 1 45	f 4 25
f 1 30	11 39	80	" New Willard	f 1 35	f 4 20
f 1 45	11 53	88	" Leggett	f 1 28	f 4 06
1 57	12 04	94	" Bering	f 1 16	f 3 54
2 23	12 26	107	" Moscow	f 1 03	f 3 40
2 31	12 33	111	" Corriean	f 1 03	f 3 22
2 50	12 50	119	" Wakefield	f 12 40	f 3 29
3 00	12 50	119	" Diboll	f 12 33	f 3 22
3 45	1 28	139	Ar Burke	Lv 12 22	f 3 10
4 04	1 44	148	" Lufkin	Ar 12 22	f 3 00
4 23	2 02	159	" Lufkin	Ar 12 22	f 2 24
4 39	2 17	168	" Nacogdoches 49	f 11 29	f 2 02
4 56	2 35	177	" Appleby	f 11 10	f 1 42
5 18	2 54	189	" Garrison	f 10 56	f 1 28
5 25	3 03	192	" Timpon	f 10 39	f 1 12
5 41	3 20	201	" Tempah	f 10 30	f 1 00
5 50	3 31	208	" Paxton	f 10 19	f 12 52
f 6 08	3 49	219	" Joaquin	f 10 15	f 12 48
6 40	4 25	232	" Haslam, Tex.	f 10 12	f 12 45
			" Logansport, La.	f 10 01	f 12 45
			" Funston	f 9 55	f 12 29
			" Longstreet	f 9 45	f 12 18
			" Keachie	f 9 36	f 12 08
			" Preston	f 9 26	f 11 56
			" Keithville	f 9 00	f 11 30
			Ar Shreveport, La. (KCS Sta.) ..	Lv 9 00	

(E) HOUSTON, HEMPSTEAD, AUSTIN

45 Daily	43 Daily	Mls.	Table 53	42 Daily	46 Daily
11 05	8 05	0	Lv Houston, Tex., 8, 24,	Ar 6 45	5 15
f 11 27	f 8 24	13	" Fairbanks	f 6 23	f 4 51
f 11 46	f 8 41	26	" Satsuma	f 6 06	f 4 32
f 11 59	8 53	36	" Cypress	f 5 55	f 4 20
f 12 07	9 00	41	" Hoekley	f 5 47	f 4 13
12 35	9 06	45	" Waller	f 5 40	f 4 06
1 00	9 40	62	" Prairie View	f 5 30	f 3 55
1 22	9 58	72	" Hempstead	f 5 05	f 3 22
1 55	10 19	85	" Chapel Hill	f 4 47	f 3 00
2 15	10 30	91	" Brenham	f 4 35	f 2 28
2 33	10 40	97	" Mill Creek	f 4 25	f 2 15
2 55	10 58	107	" Burton	f 4 15	f 2 00
f 3 21	f 11 07	113	" Ledbetter	f 4 04	f 2 00
3 43	11 31	128	" Giddings	f 3 50	f 1 40
f 4 05	f 11 39	133	" Hills	f 3 38	f 1 15
f 4 16	f 11 59	144	" Paige	f 3 30	f 1 15
4 30	12 10	151	" McDade	f 3 20	f 12 54
f 4 43	f 12 17	156	" Butler	f 3 04	f 12 33
5 15	12 45	166	Ar Elgin	Lv 2 55	f 12 21
			" Littig	f 2 45	f 12 21
			" Manor	f 2 34	f 12 07
			" Daftan	f 2 25	f 11 56
			Ar Austin, Tex. (S.P.Sta.) Δ ..	Lv 2 05	f 11 30

(G) WACO, GIDDINGS, FLATONIA, YOAKUM

#1 Daily	Mls.	Table 55	#52 Daily
8 15	0	Lv Waco, Tex. (Un.Sta.) Δ ..	Ar 10 30
f 8 34	8	" Downs	f 10 09
f 8 45	11	" Asa	f 9 57
8 50	14	" Gurley	f 9 57
9 02	16	" Perch	f 9 53
9 15	22	" Satin	f 9 41
9 25	28	" Chilton	f 9 28
9 35	38	" Rosebud	f 9 17
9 43	42	" Travis	f 9 08
9 50	45	" Burlingot	f 9 08
10 08	53	" Ben Arnold	f 8 50
10 25	60	" Cameron	f 8 33
10 41	68	" Rockdale	f 8 14
f 10 58	76	" Hicks	f 7 58
11 04	80	" Tanglewood	f 7 40
11 17	86	" Lexington	f 7 34
11 37	96	" Lincoln	f 7 20
11 55	104	" Giddings	f 6 40
f 12 05	110	" Northrup	f 6 22
f 12 16	117	" Winchester	f 6 11
f 12 25	122	" West Point	f 6 02
f 12 44	132	" Muldoon	f 5 46
f 12 51	136	" Kerr	f 5 38
f 1 00	142	Ar Flatonia, 8, 24,	Lv 5 30
1 20	142	Lv Flatonia, 8, 24,	Ar 5 30
1 37	150	" Moulton	f 5 10
1 54	160	" Shiner	f 4 53
2 15	171	Ar Yoakum, Tex.	Lv 4 30

(H) NEW IBERIA, SALT MINE

521 Mixed	519 Mixed	Mls.	Table 56	520 Mixed	522 Mixed
f 12 30	f 8 00	0	Lv New Iberia, La., 8, 24,	Ar 10 20	f 2 30
f 12 45	f 8 15	4.7	" Davids	f 10 05	f 2 05
f 12 48	f 8 20	5	" I. & V. Junction	f 10 00	f 2 00
		9	" Mellhenny		
		9.5	" Avery		
1 15	8 45	10	Ar Salt Mine, La.	Lv 9 45	f 1 45

All PM time in Dark faced figures.
 Δ—Air Mail Dispatch.
 —Daily.
 —Daily except Sunday.
 —Daily except Monday.
 —Motor Train.
 f—Flag stop to entrain or detrain passengers.
 —Flag stop to entrain or detrain pay passengers.
 †—Connects with No. 5 for San Antonio and West.
 ‡—Grand Central Station.

MARK YOUR BAGGAGE FOR YOUR PROTECTION

Identify your baggage by placing your name and address on either the inside or outside.

The enormous amount of baggage being handled these days causes tags to tear off occasionally. Your name and address on your luggage will make quick and positive identification possible at all times.

✓
**CHECK
 YOUR
 LUGGAGE**

With full length lounge cars discontinued on most trains and lounging space consequently reduced, you will be more comfortable sitting in your Pullman space if you don't have a lot of baggage piled around you.

Therefore, it's more important than ever that you check all baggage not needed on your train journey. Wise travelers put the things needed on the train in one bag and check the rest. Checking privileges are liberal, so in most cases there is no added cost. Your personal baggage should be checked at least one day in advance of your departure.

Sunset Route

Texas and Louisiana Lines—Local Service and Connections

ST. LOUIS MO. and BROWNSVILLE TEX. via DALLAS and SAN ANTONIO

1-313 Daily (A)	Table 57	314-2 Daily
6 00	Lv St. Louis, Mo. Frisco Ar	8 30
11 45	Ar Dallas, Tex. M.K.&T. Lv	9 55
11 55	Lv Dallas, Tex. Δ Ar	7 45
2 33	Lv Waco, Tex. Δ Ar	12 10
5 25	Lv Austin, Tex. Ar	7 25
7 40	Ar San Antonio, Tex. Lv	9 25
10 20	Lv San Antonio, Tex. S.P. Ar	6 30
10 15	Ar Brownsville, Tex. Lv	7 00

HOUSTON, SAN ANTONIO, BROWNSVILLE CORPUS CHRISTI

303-301	Mls. (B)	314-304	302-304
7 35	0	7 30	4 20
8 07	0	7 40	4 30
8 10	0	7 37	4 27
8 25	0	7 15	4 15
8 38	0	6 26	3 26
8 45	0	6 26	3 26
8 58	0	6 26	3 26
9 06	0	6 26	3 26
9 15	0	6 26	3 26
9 35	0	6 26	3 26
9 45	0	6 26	3 26
9 53	0	6 26	3 26
10 05	0	6 26	3 26
10 14	0	6 26	3 26
10 23	0	6 26	3 26
10 32	0	6 26	3 26
10 42	0	6 26	3 26
11 01	0	6 26	3 26
11 10	0	6 26	3 26
11 20	0	6 26	3 26
11 23	0	6 26	3 26
11 40	0	6 26	3 26
12 01	0	6 26	3 26
12 10	0	6 26	3 26
12 20	0	6 26	3 26
12 30	0	6 26	3 26
12 40	0	6 26	3 26
12 50	0	6 26	3 26
1 00	0	6 26	3 26
1 10	0	6 26	3 26
1 20	0	6 26	3 26
1 30	0	6 26	3 26
1 40	0	6 26	3 26
1 50	0	6 26	3 26
2 00	0	6 26	3 26
2 10	0	6 26	3 26
2 20	0	6 26	3 26
2 30	0	6 26	3 26
2 40	0	6 26	3 26
2 50	0	6 26	3 26
3 00	0	6 26	3 26
3 10	0	6 26	3 26
3 20	0	6 26	3 26
3 30	0	6 26	3 26
3 40	0	6 26	3 26
3 50	0	6 26	3 26
4 00	0	6 26	3 26
4 10	0	6 26	3 26
4 20	0	6 26	3 26
4 30	0	6 26	3 26
4 40	0	6 26	3 26
4 50	0	6 26	3 26
5 00	0	6 26	3 26
5 10	0	6 26	3 26
5 20	0	6 26	3 26
5 30	0	6 26	3 26
5 40	0	6 26	3 26
5 50	0	6 26	3 26
6 00	0	6 26	3 26
6 10	0	6 26	3 26
6 20	0	6 26	3 26
6 30	0	6 26	3 26
6 40	0	6 26	3 26
6 50	0	6 26	3 26
7 00	0	6 26	3 26
7 10	0	6 26	3 26
7 20	0	6 26	3 26
7 30	0	6 26	3 26
7 40	0	6 26	3 26
7 50	0	6 26	3 26
8 00	0	6 26	3 26
8 10	0	6 26	3 26
8 20	0	6 26	3 26
8 30	0	6 26	3 26
8 40	0	6 26	3 26
8 50	0	6 26	3 26
9 00	0	6 26	3 26
9 10	0	6 26	3 26
9 20	0	6 26	3 26
9 30	0	6 26	3 26
9 40	0	6 26	3 26
9 50	0	6 26	3 26
10 00	0	6 26	3 26
10 10	0	6 26	3 26
10 20	0	6 26	3 26
10 30	0	6 26	3 26
10 40	0	6 26	3 26
10 50	0	6 26	3 26
11 00	0	6 26	3 26
11 10	0	6 26	3 26
11 20	0	6 26	3 26
11 30	0	6 26	3 26
11 40	0	6 26	3 26
11 50	0	6 26	3 26
12 00	0	6 26	3 26
12 10	0	6 26	3 26
12 20	0	6 26	3 26
12 30	0	6 26	3 26
12 40	0	6 26	3 26
12 50	0	6 26	3 26
1 00	0	6 26	3 26
1 10	0	6 26	3 26
1 20	0	6 26	3 26
1 30	0	6 26	3 26
1 40	0	6 26	3 26
1 50	0	6 26	3 26
2 00	0	6 26	3 26
2 10	0	6 26	3 26
2 20	0	6 26	3 26
2 30	0	6 26	3 26
2 40	0	6 26	3 26
2 50	0	6 26	3 26
3 00	0	6 26	3 26
3 10	0	6 26	3 26
3 20	0	6 26	3 26
3 30	0	6 26	3 26
3 40	0	6 26	3 26
3 50	0	6 26	3 26
4 00	0	6 26	3 26
4 10	0	6 26	3 26
4 20	0	6 26	3 26
4 30	0	6 26	3 26
4 40	0	6 26	3 26
4 50	0	6 26	3 26
5 00	0	6 26	3 26
5 10	0	6 26	3 26
5 20	0	6 26	3 26
5 30	0	6 26	3 26
5 40	0	6 26	3 26
5 50	0	6 26	3 26
6 00	0	6 26	3 26
6 10	0	6 26	3 26
6 20	0	6 26	3 26
6 30	0	6 26	3 26
6 40	0	6 26	3 26
6 50	0	6 26	3 26
7 00	0	6 26	3 26
7 10	0	6 26	3 26
7 20	0	6 26	3 26
7 30	0	6 26	3 26
7 40	0	6 26	3 26
7 50	0	6 26	3 26
8 00	0	6 26	3 26
8 10	0	6 26	3 26
8 20	0	6 26	3 26
8 30	0	6 26	3 26
8 40	0	6 26	3 26
8 50	0	6 26	3 26
9 00	0	6 26	3 26
9 10	0	6 26	3 26
9 20	0	6 26	3 26
9 30	0	6 26	3 26
9 40	0	6 26	3 26
9 50	0	6 26	3 26
10 00	0	6 26	3 26
10 10	0	6 26	3 26
10 20	0	6 26	3 26
10 30	0	6 26	3 26
10 40	0	6 26	3 26
10 50	0	6 26	3 26
11 00	0	6 26	3 26
11 10	0	6 26	3 26
11 20	0	6 26	3 26
11 30	0	6 26	3 26
11 40	0	6 26	3 26
11 50	0	6 26	3 26
12 00	0	6 26	3 26
12 10	0	6 26	3 26
12 20	0	6 26	3 26
12 30	0	6 26	3 26
12 40	0	6 26	3 26
12 50	0	6 26	3 26
1 00	0	6 26	3 26
1 10	0	6 26	3 26
1 20	0	6 26	3 26
1 30	0	6 26	3 26
1 40	0	6 26	3 26
1 50	0	6 26	3 26
2 00	0	6 26	3 26
2 10	0	6 26	3 26
2 20	0	6 26	3 26
2 30	0	6 26	3 26
2 40	0	6 26	3 26
2 50	0	6 26	3 26
3 00	0	6 26	3 26
3 10	0	6 26	3 26
3 20	0	6 26	3 26
3 30	0	6 26	3 26
3 40	0	6 26	3 26
3 50	0	6 26	3 26
4 00	0	6 26	3 26
4 10	0	6 26	3 26
4 20	0	6 26	3 26
4 30	0	6 26	3 26
4 40	0	6 26	3 26
4 50	0	6 26	3 26
5 00	0	6 26	3 26
5 10	0	6 26	3 26
5 20	0	6 26	3 26
5 30	0	6 26	3 26
5 40	0	6 26	3 26
5 50	0	6 26	3 26
6 00	0	6 26	3 26
6 10	0	6 26	3 26
6 20	0	6 26	3 26
6 30	0	6 26	3 26
6 40	0	6 26	3 26
6 50	0	6 26	3 26
7 00	0	6 26	3 26
7 10	0	6 26	3 26
7 20	0	6 26	3 26
7 30	0	6 26	3 26
7 40	0	6 26	3 26
7 50	0	6 26	3 26
8 00	0	6 26	3 26
8 10	0	6 26	3 26
8 20	0	6 26	3 26
8 30	0	6 26	3 26
8 40	0	6 26	3 26
8 50	0	6 26	3 26
9 00	0	6 26	3 26
9 10	0	6 26	3 26
9 20	0	6 26	3 26
9 30	0	6 26	3 26
9 40	0	6 26	3 26
9 50	0	6 26	3 26
10 00	0	6 26	3 26
10 10	0	6 26	3 26
10 20	0	6 26	3 26
10 30	0	6 26	3 26
10 40	0	6 26	3 26
10 50	0	6 26	3 26
11 00	0	6 26	3 26
11 10	0	6 26	3 26
11 20	0	6 26	3 26
11 30	0	6 26	3 26
11 40	0	6 26	3 26
11 50	0	6 26	3 26
12 00	0	6 26	3 26
12 10	0	6 26	3 26
12 20	0	6 26	3 26
12 30	0	6 26	3 26
12 40	0	6 26	3 26
12 50	0	6 26	3 26
1 00	0	6 26	3 26
1 10	0	6 26	3 26
1 20	0	6 26	3 26
1 30	0	6 26	3 26
1 40	0	6 26	3 26
1 50	0	6 26	3 26
2 00	0	6 26	3 26
2 10	0	6 26	3 26
2 20	0	6 26	3 26
2 30	0	6 26	3 26
2 40	0	6 26	3 26
2 50	0	6 26	3 26
3 00	0	6 26	3 26
3 10	0	6 26	3 26
3 20	0	6 26	3 26
3 30	0	6 26	3 26
3 40	0	6 26	3 26
3 50	0	6 26	3 26
4 00	0	6 26	3 26
4 10	0	6 26	3 26
4 20	0	6 26	3 26
4 30	0	6 26	3 26
4 40	0	6 26	3 26
4 50	0	6 26	3 26
5 00	0	6 26	3 26
5 10	0	6 26	3 26
5 20	0	6 26	3 26
5 30	0	6 26	3 26
5 40	0	6 26	3 26
5 50	0	6 26	3 26
6 00	0	6 26	3 26
6 10	0	6 26	3 26
6 20	0	6 26	3 26
6 30	0	6 26	3 26
6 40	0	6 26	3 26
6 50	0	6 26	3 26
7 00	0	6 26	3 26
7 10	0	6 26	3 26
7 20	0	6 26	3 26
7 30	0	6 26	3 26
7 40	0	6 26	3 26
7 50	0	6 26	3 26
8 00	0	6 26	3 26
8 10	0	6 26	3 26
8 20	0	6 26	3 26
8 30	0	6 26	3 26
8 40	0	6 26	3 26
8 50	0	6 26	3 26
9 00	0	6 26	3 26
9 10	0	6 26	3 26
9 20	0	6 26	3 26
9 30	0	6 26	3 26
9 40	0	6 26	3 26
9 50	0	6 26	3 26
10 00	0	6 26	3 26
10 10	0	6 26	3 26
10 20	0	6 26	3 26
10 30	0	6 26	3 26
10 40	0	6 26	3 26
10 50	0	6 26	3 26
11 00	0	6 26	3 26
11 10			

Sunset Route

Texas and Louisiana Lines

(A) SAN ANTONIO, VICTORIA, HOUSTON

#302 Daily		Mls.		Table 60		#301 D.-ily	
8 30	0	Lv	San Antonio, Tex. (S.P. Sta.)	Ar	3 45	8 30	0
f 9 03	17	"	Adkins	Lv	3 45	f 9 03	17
9 15	26	"	Lavernia	"	3 45	9 15	26
f 9 27	32	"	Sutherland Springs	"	3 45	f 9 27	32
9 40	39	"	Stockdale	"	3 45	9 40	39
f 9 52	47	"	Pandora	"	3 45	f 9 52	47
10 02	51	"	Nixon	"	3 45	10 02	51
10 17	59	"	Smiley	"	3 45	10 17	59
10 37	72	"	Westhoff	"	3 45	10 37	72
f 10 51	81	"	Lindenau	"	3 45	f 10 51	81
11 06	86	"	Cuero	"	3 45	11 06	86
f 11 21	97	"	Thomaston	"	3 45	f 11 21	97
11 30	103	"	Nursery	"	3 45	11 30	103
12 01	114	Ar	Victoria	Lv	3 45	12 01	114
12 25	114	Lv	Victoria	Ar	3 45	12 25	114
2 20	180	"	Wharton	"	3 45	2 20	180
3 10	206	"	Rosenberg	"	3 45	3 10	206
4 20	243	Ar	Houston, Tex.	Lv	3 45	4 20	243

(B) HOUSTON, ROSENBERG, VICTORIA

#303 Daily		#301 Daily		Mls.		Table 61		#304 Daily		#302 Daily	
10 00	7 35	0	Lv	Houston, Tex.	Ar	7 30	4 20	10 00	7 35	0	Lv
a 10 32	f 8 07	20	"	Missouri City	Lv	6 55	f 3 40	a 10 32	f 8 07	20	"
10 34	f 8 10	21	"	Stafford	"	6 53	f 3 40	10 34	f 8 10	21	"
d 10 40	8 25	26	"	Sugarland	"	6 45	3 27	d 10 40	8 25	26	"
c 10 50	8 38	34	"	Richmond	"	6 31	3 15	c 10 50	8 38	34	"
10 57	8 45	37	"	Richmond 57	"	6 26	3 10	10 57	8 45	37	"
11 43	9 35	63	"	Wharton	"	5 42	2 20	11 43	9 35	63	"
1 25	11 40	129	Ar	Victoria, Tex.	Lv	4 00	12 25	1 25	11 40	129	Ar

(C) HOUSTON, WHARTON, BAY CITY, PALACIOS

#301-317 Daily		Mls.		Table 62		#318-302 Daily	
7 35	0	Lv	Houston, Tex.	Ar	4 20	7 35	0
9 35	63	Ar	Wharton	Lv	2 20	9 35	63
9 35	0	Lv	Wharton	Ar	2 05	9 35	0
f 9 48	7	"	Burr	Lv	f 1 4	f 9 48	7
f 9 53	10	"	Jago	"	f 1 33	f 9 53	10
f 9 56	11	"	Boling	"	f 1 35	f 9 56	11
f 10 01	14	"	Newgulf	"	f 1 30	f 10 01	14
f 10 08	18	"	Pledger	"	f 1 23	f 10 08	18
f 10 19	25	"	Ashwood	"	f 1 12	f 10 19	25
f 10 29	32	"	Van Vleck	"	f 1 01	f 10 29	32
10 40	37	"	Bay City	"	f 12 52	10 40	37
f 10 52	44	"	Markham	"	f 12 40	f 10 52	44
f 11 06	53	"	Midfield	"	f 12 26	f 11 06	53
f 11 20	57	"	Blessing	"	f 12 14	f 11 20	57
11 45	69	"	Palacios (Camp Hulen)	Lv	11 55	11 45	69

From San Antonio, El Paso and points west, Train 2—Sunset Limited—also Train 8 from San Antonio, makes connection at Rosenberg with Trains 301-317 for Wharton and Palacios.

(E) HOUSTON, BREMOND, WACO

#15-Bus		#17-065		Mls.		Table 64		Bus-16		#66-18	
* 8 00	* 11 00	0	Lv	Houston, Tex.	Ar	2 05	6 30	* 8 00	* 11 00	0	Lv
11 00	3 12	141	Ar	Bremont	Lv	11 00	2 40	11 00	3 12	141	Ar
11 05	3 20	0	Lv	Bremont	Ar	10 51	11 50	11 05	3 20	0	Lv
11 22	f 3 45	9	"	Reagan	"	10 33	f 11 25	11 22	f 3 45	9	"
11 41	4 35	18	"	Marlin	"	10 10	10 50	11 41	4 35	18	"
11 58	f 5 00	26	"	Perry	"	9 57	f 9 56	11 58	f 5 00	26	"
12 07	f 5 15	30	"	Riesel	"	9 48	f 9 44	12 07	f 5 15	30	"
12 22	f 5 35	36	"	Harrison	"	9 33	f 9 26	12 22	f 5 35	36	"
		38	"	Neale	"					38	"
12 55	6 30	44	Ar	Waco, Tex. (Union Sta.)	Lv	9 00	9 00	12 55	6 30	44	Ar

(F) HOUSTON, LA PORTE, GALVESTON

#171 Daily		Mls.		Table 65		#172 Daily	
8 00	0	Lv	Houston, Tex.	Ar	7 25	8 00	0
8 32	12	"	Pasadena	Lv	6 47	8 32	12
8 51	24	"	La Porte	"	6 27	8 51	24
f 9 01	31	"	Seabrook	"	f 6 15	f 9 01	31
f 9 13	32	"	Kemah	"	f 6 03	f 9 13	32
f 9 30	39	"	San Leon	"	f 6 03	f 9 30	39
9 30	47	"	Texas City Jct.	"	5 52	9 30	47
9 55	57	Ar	Galveston, Tex. (Un. Sta.)	Lv	5 30	9 55	57

(G) Table 66 HOUSTON, GALVESTON

(All rail tickets optionally honored on any rail line)

Southbound		S. P. Daily		Sta. Fe Daily		Mo. Pac. Daily		Sta. Fe Daily	
Lv Houston, Tex.	8 00	7 55	3 40	6 00	Lv Houston, Tex.	9 35	9 25	5 25	7 40
Ar Galveston, Tex.					Ar Galveston, Tex.				

Northbound		S. P. Daily		Sta. Fe Daily		Mo. Pac. Daily		Sta. Fe Daily	
Lv Galveston, Tex.	5 30	7 00	8 45	6 30	Lv Galveston, Tex.	7 25	8 35	10 30	7 55
Ar Houston, Tex.					Ar Houston, Tex.				

TEXAS BUS LINES, INC. Between Houston and Galveston
Running time 2 hours.

Southbound—Leave Houston c5.30AM, 5.40AM, c6.40AM, 8.05AM, c9.10AM, 10.20AM, c12.01PM, 12.45PM, 1.45PM, c2.25PM, 3.15PM, 4.30PM, c5.10PM, 5.40PM, 6.45PM, c7.55PM, 9.10PM, c10.30PM, 11.25PM, 1.05AM.

Northbound—Leave Galveston c5.30AM, 5.40AM, c6.30AM, 7.55AM, c9.25AM, 10.20AM, c11.55AM, 12.35PM, 1.45PM, c2.35PM, 3.15PM, 4.20PM, c5.20PM, 5.30PM, 6.45PM, c7.55PM, 9.00PM, c10.30PM, 11.25PM, 1.00AM.

Tickets reading over Southern Pacific Lines between Houston and Galveston, except Houston-Galveston local tickets, will be honored between those points by The Texas Bus Lines, Inc.

(H) HARWOOD, GONZALES

#219 Mixed		#217 Mixed		Mls.		Table 67		#216 Mixed		#218 Mixed	
5 15	1 50	0	Lv	Harwood, Tex.	Ar	1 35	5 00	5 15	1 50	0	Lv
5 45	2 20	12	Ar	Gonzales, Tex.	Lv	1 05	4 30	5 45	2 20	12	Ar

(I) SPOFFORD, EAGLE PASS

#227 Mixed		Mls.		Table 68		#228 Mixed	
* 5 55	0	Lv	Spoifford, Tex.	Ar	1 15	* 5 55	0
f 6 10	6	"	Nora	Lv	f 12 53	f 6 10	6
f 6 25	12	"	Darling	"	f 12 38	f 6 25	12
f 6 41	20	"	Paloma	"	f 12 20	f 6 41	20
f 6 57	28	"	Olmos	"	f 11 55	f 6 57	28
7 25	33	Ar	Eagle Pass, Tex.	Lv	* 11 48	7 25	33

(J) DEL RIO, EAGLE PASS (Border Bus)

(Rail Tickets not Honored)

* 7 45	* 11 00	0	Lv	Del Rio, Tex.	Ar	9 45	6 35
9 20	12 35	56	Ar	Eagle Pass, Tex.	Lv	8 10	5 00

COTTON BELT ROUTE

(K) DALLAS, WACO, SHREVEPORT—MEMPHIS, ST. LOUIS

#2 Daily		#6 Daily		Mls.		Table 69		#5 Daily		#1 Daily	
5 00	7 30	0	Lv	Dallas, Tex.	Ar	11 25	12 19	5 00	7 30	0	Lv
5 23	13	"	Addison	"	Ar	11 25	12 19	5 23	13	"	Ar
5 51	32	"	Wylie	"	f 10 24	f 11 07	5 51	32	"	f 10 24	f 11 07
6 40	9 13	60	"	Greenville	"	9 51	10 12	6 40	9 13	60	"
7 03	9 38	75	"	Commerce	"	9 03	9 43	7 03	9 38	75	"
7 25	10 02	94	"	Sulphur Springs	"	8 53	9 11	7 25	10 02	94	"
7 58	10 35	116	"	Mt. Vernon	"	7 58	8 39	7 58	10 35	116	"
8 25	11 00	132	Ar	Mt. Pleasant, Tex.	Lv	7 30	8 10	8 25	11 00	132	Ar
2 00	4 10	0	Lv	Waco, Tex.	Ar	1 55	2 15	2 00	4 10	0	Lv
3 45	6 05	56	"	Corciana	"	12 10	12 23	3 45	6 05	56	"
8 10	10 40	197	Ar	Mt. Pleasant, Tex.	Lv	7 30	8 15	8 10	10 40	197	Ar
8 40	11 10	132	Lv	Mt. Pleasant, Tex.	Ar	7 20	8 01	8 40	11 10	132	Lv
9 08	11 38	150	"	Naples	"	6 48	7 30	9 08	11 38	150	"
10 25	1 01	193	"	Texarkana	"	6 45	6 30	10 25	1 01	193	"
11 24	f 1 53	223	Ar	Lewisville, Ark.	Lv	4 25	5 10	11 24	f 1 53	223	Ar
8 50	0	Lv	Shreveport, La.	Ar	5 20	7 20	8 50	0	Lv	Shreveport, La.	Ar
9 54	30	"	Plain Dealing	"	6 14	6 14	9 54	30	"	Plain Dealing	"
10 17	43	"	Bradley, Ark.	"	5 50	5 50	10 17	43	"	Bradley, Ark.	"
10 55	62	"	Ar Lewisville, Ark.	Lv	5 15	5 15	10 55	62	"	Ar Lewisville, Ark.	Lv
11 24	f 1 53	223	Lv	Lewisville, Ark.	Ar	4 25	5 10	11 24	f 1 53	223	Lv
11 59	2 25	244	"	McNeil	"	3 44	4 23	11 59	2 25	244	"
12 48	3 10	275	"	Camden	"	2 56	3 31	12 48	3 10	275	"
1 36	3 58	305	"	Fordyce	"	2 02	2 40	1 36	3 58	305	"
2 37	5 05	345	"	Pine Bluff	"	12 57	1 37	2 37	5 05	345	"
3 31	6 11	378	"	Stuttgart	"	11 25	12 30	3 31	6 11	378	"
4 09	6 59	398	"	Clarendon	"	10 35	11 49	4 09	6 59	398	"
4 36	7 40	413	"	Brinkley	"	10 15	11 30	4 36	7 40	413	"
6 45	10 00	482	Ar	Memphis, Tenn.	Lv	8 30	9 55	6 45	10 00	482	Ar
	7 59	413	Lv	Brinkley, Ark.	Ar	9 35	9 35		7 59	413	Lv
	10 35	487	"	Jonesboro	"	7 00	7 00		10 35	487	"
	11 12	508	"	Paragould	"	5 57	5 57		11 12	508	"
	12 40	554	"	Malden, Mo.	"	4 09	4 09		12 40	554	"
	2 34	605	"	Delta	"	2 34	2 34		2 34	605	"
	3 15	618	"	Illmo.	"	2 12	2 12		3 15	618	"
	7 28	746	Ar	St. Louis, Mo.	Lv	10 32	10 32		7 28	746	Ar

(M) FORT WORTH, ADDISON

#24 Mixed		Mls.		Table 70		#23 Mixed	
f 4 00	0	Lv	Hodge	Ar	2 05	f 4 00	0
4 40	17	"	Grapevine	"	1 28	4 40	17
f 4 50	22	"	Coppell	"	f 1 10	f 4 50	22
5 05	28	"	Carrollton	"	12 55	5 05	28
6 15	33	Ar	Addison, Tex.	Lv	12 40	6 15	33

(N) GATESVILLE, WACO

#604 Daily		#602 Daily		Mls.		Table 71		#603 Daily		#601 Daily	
11 00	0	Lv	Gatesville, Tex.	Ar	8 20	11 00	0	11 00	0	Lv	G

Note: Coach reservations required for most trains on SP's—Pacific Lines—Consult your agent

Overland Route—Westbound

Chicago, Omaha, Salt Lake City, Ogden, Reno, San Francisco-St. Louis, Kansas City, Denver

Table 73

Train 101—Streamliner City of San Francisco—Extra Fare Chicago, Omaha to San Francisco

THE STREAMLINER	Sailing Dates Each Month—See Note (b)											
	101	2	5	8	11	14	17	20	23	26	29	31
Lv Chicago (C.W.T.) O. C.&N.W.	6 00	2	5	8	11	14	17	20	23	26	29	31
Lv Omaha U.P.	2 10	3	6	9	12	15	18	21	24	27	30	
Lv Cheyenne "	9 10	3	6	9	12	15	18	21	24	27	30	
Lv Ogden (M.W.T.) "	6 25	3	6	9	12	15	18	21	24	27	30	
Lv Ogden (P.W.T.) S.P.	5 36	3	6	9	12	15	18	21	24	27	30	
Lv Reno "	2 46	4	7	10	13	16	19	22	25	28	31	
Lv Sacramento "	7 20	4	7	10	13	16	19	22	25	28	31	
Lv Berkeley "	8 58	4	7	10	13	16	19	22	25	28	31	
Lv Oakland (16th St.) "	9 08	4	7	10	13	16	19	22	25	28	31	
Lv Oakland Pier "	9 15	4	7	10	13	16	19	22	25	28	31	
Lv San Francisco (Market St.) "	9 50	4	7	10	13	16	19	22	25	28	31	

Train 101—Streamliner City of San Francisco—Extra Fare Via C. & N. W.—U. P.—S. P.

Radio, Valet, Shower Bath.
Observation-Sleeper:★Chicago to San Francisco. (Operates from Chicago on 2nd, 8th, 14th, 20th, and 26th of each month).
Club-Dormitory Car:★Chicago to San Francisco. (Operates from Chicago on 5th, 11th, 17th, 23rd, and 29th of each month).
Standard Sleepers:★Chicago to San Francisco. (Sections, Roomettes, Bedrooms, Duplex Single Rooms, Compartments, Drawing-Rooms).
Chair Car:★Chicago to San Francisco. (All seats reserved).
Dining Car:★Chicago to San Francisco. Breakfast from 60c up; Luncheon from \$1.20 up; Dinner from \$1.45 up. Also a la carte items.
Coffee Shop:★Chicago to San Francisco. Breakfast from 55c up; Luncheon 75c; Dinner \$1.10. Also a la carte items.
 Tickets Honored: Ask Agents.

Train 27—San Francisco Overland Limited Chicago, Omaha, St. Louis, Kansas City, Denver to San Francisco

Lv Chicago (C.W.T.) O. C.&N.W.	8 15	Mo	Tu	We	Th	Fr	Sa	Su	Mo
Lv Omaha U.P.	8 30	Tu	We	Th	Fr	Sa	Su	Mo	Tu
Lv Cheyenne "	6 45	Tu	We	Th	Fr	Sa	Su	Mo	Tu
Lv St. Louis No. 9 Wab.	3 50	Mo	Tu	We	Th	Fr	Sa	Su	Mo
Lv Kansas City No. 37 U.P.	11 30	Mo	Tu	We	Th	Fr	Sa	Su	Mo
Lv Denver (M.W.T.) "	5 05	Tu	We	Th	Fr	Sa	Su	Mo	Tu
Lv Ogden (M.W.T.) No. 37 U.P.	7 40	We	Th	Fr	Sa	Su	Mo	Tu	We
Lv Cheyenne "	7 15	Th	Fr	Sa	Su	Mo	Tu	We	Th
Lv Ogden (M.W.T.) "	7 30	We	Th	Fr	Sa	Su	Mo	Tu	We
Lv Salt Lake City No. 31 U.P.	8 00	We	Th	Fr	Sa	Su	Mo	Tu	We
Lv Ogden (M.W.T.) "	9 20	We	Th	Fr	Sa	Su	Mo	Tu	We
Lv Ogden (P.W.T.) S.P.	9 00	We	Th	Fr	Sa	Su	Mo	Tu	We
Lv Reno "	10 10	We	Th	Fr	Sa	Su	Mo	Tu	We
Lv Sacramento "	5 20	Th	Fr	Sa	Su	Mo	Tu	We	Th
Lv Berkeley "	8 10	Th	Fr	Sa	Su	Mo	Tu	We	Th
Lv Oakland (16th St.) "	8 21	Th	Fr	Sa	Su	Mo	Tu	We	Th
Lv Oakland Pier "	8 35	Th	Fr	Sa	Su	Mo	Tu	We	Th
Lv San Francisco (Mkt. St.) "	9 20	Th	Fr	Sa	Su	Mo	Tu	We	Th

Train 87—San Francisco Challenger Chicago, Omaha, St. Louis, Kansas City, Denver to San Francisco

Lv Chicago (C.W.T.) O. C.&N.W.	8 45	Mo	Tu	We	Th	Fr	Sa	Su	Mo
Lv Omaha U.P.	9 00	Tu	We	Th	Fr	Sa	Su	Mo	Tu
Lv Cheyenne "	8 45	Tu	We	Th	Fr	Sa	Su	Mo	Tu
Lv St. Louis No. 9 Wab.	3 50	Mo	Tu	We	Th	Fr	Sa	Su	Mo
Lv Kansas City No. 37 U.P.	11 30	Mo	Tu	We	Th	Fr	Sa	Su	Mo
Lv Denver (M.W.T.) "	5 05	Tu	We	Th	Fr	Sa	Su	Mo	Tu
Lv Ogden (M.W.T.) No. 37 U.P.	7 40	We	Th	Fr	Sa	Su	Mo	Tu	We
Lv Cheyenne "	9 25	Th	Fr	Sa	Su	Mo	Tu	We	Th
Lv Ogden (M.W.T.) "	10 20	We	Th	Fr	Sa	Su	Mo	Tu	We
Lv Salt Lake City No. 1 & 2 U.P.	8 40	We	Th	Fr	Sa	Su	Mo	Tu	We
Lv Ogden (M.W.T.) "	9 45	We	Th	Fr	Sa	Su	Mo	Tu	We
Lv Salt Lake City No. 24 U.P.	9 45	We	Th	Fr	Sa	Su	Mo	Tu	We
Lv Ogden (M.W.T.) "	11 00	We	Th	Fr	Sa	Su	Mo	Tu	We
Lv Ogden (P.W.T.) S.P.	10 35	We	Th	Fr	Sa	Su	Mo	Tu	We
Lv Reno "	12 40	Th	Fr	Sa	Su	Mo	Tu	We	Th
Lv Sacramento "	7 05	Th	Fr	Sa	Su	Mo	Tu	We	Th
Lv Berkeley "	9 54	Th	Fr	Sa	Su	Mo	Tu	We	Th
Lv Oakland (16th St.) "	10 03	Th	Fr	Sa	Su	Mo	Tu	We	Th
Lv Oakland Pier "	10 15	Th	Fr	Sa	Su	Mo	Tu	We	Th
Lv San Francisco (Mkt. St.) "	10 50	Th	Fr	Sa	Su	Mo	Tu	We	Th

Train 21—Pacific Limited Chicago, Omaha, St. Louis, Kansas City, Denver to San Francisco

Lv Chicago (C.W.T.) O. C.&N.W.	10 00	Mo	Tu	We	Th	Fr	Sa	Su	Mo
Lv Omaha U.P.	11 20	Mo	Tu	We	Th	Fr	Sa	Su	Mo
Lv Cheyenne "	11 55	Tu	We	Th	Fr	Sa	Su	Mo	Tu
Lv St. Louis No. 3 Wab.	9 30	Mo	Tu	We	Th	Fr	Sa	Su	Mo
Lv Kansas City No. 23 U.P.	6 30	Mo	Tu	We	Th	Fr	Sa	Su	Mo
Lv Denver (M.W.T.) "	8 45	Th	Fr	Sa	Su	Mo	Tu	We	Th
Lv Cheyenne No. 23 "	11 45	We	Th	Fr	Sa	Su	Mo	Tu	We
Lv Cheyenne "	1 05	Tu	We	Th	Fr	Sa	Su	Mo	Tu
Lv Ogden (M.W.T.) "	2 35	We	Th	Fr	Sa	Su	Mo	Tu	We
Lv Salt Lake City No. 33 "	11 05	Tu	We	Th	Fr	Sa	Su	Mo	Tu
Lv Ogden (M.W.T.) "	12 20	We	Th	Fr	Sa	Su	Mo	Tu	We
Lv Ogden (P.W.T.) S.P.	4 00	We	Th	Fr	Sa	Su	Mo	Tu	We
Lv Reno "	7 25	We	Th	Fr	Sa	Su	Mo	Tu	We
Lv Sacramento "	2 20	Th	Fr	Sa	Su	Mo	Tu	We	Th
Lv Berkeley "	5 38	Th	Fr	Sa	Su	Mo	Tu	We	Th
Lv Oakland (16th St.) "	5 56	Th	Fr	Sa	Su	Mo	Tu	We	Th
Lv Oakland Pier "	6 05	Th	Fr	Sa	Su	Mo	Tu	We	Th
Lv San Francisco (Mkt. St.) "	6 50	Th	Fr	Sa	Su	Mo	Tu	We	Th

Train 27—San Francisco Overland Limited Via C. & N. W.—U. P.—S. P.

Club-Dormitory Car:★Chicago to San Francisco (Barber, Valet, Shower Bath, Radio).
Observation-Sleeper:★Chicago to San Francisco (Sections).
Standard Sleepers:★Chicago to San Francisco (Drawing-Rooms, Compartments, Bedrooms, Roomettes, Sections).
Standard Sleeper:★St. Louis to San Francisco (Bedrooms, Roomettes, Sections), Wabash No. 9 to Kansas City, U. P. No. 37 to Ogden, thence No. 27.
Standard Sleeper:★Salt Lake City to San Francisco (Drawing-Room, Compartments, Sections) via U. P., S. P.
Standard Sleeper:★Reno to San Francisco (Sections, Drawing-Room) via S. P. (Ready for occupancy upon arrival Train No. 27).
Dining Car:★For meal service.
 Tickets Honored: Ask Agents.

Train 87—San Francisco Challenger Via C. & N. W.—U. P.—S. P.

Porter Service. Radio.
 Exclusive Women's and Children's reclining chair car.
 Economy Meal Service.
Full Lounge Car:★For tourist car passengers—Chicago to San Francisco.
Tourist Sleepers:★Chicago to San Francisco.
 ★Omaha to San Francisco.
 ★St. Louis to San Francisco via Wabash No. 9 to Kansas City, U. P. No. 37 to Ogden, thence No. 87.
 ★Kansas City to San Francisco via U. P. No. 37 to Ogden, thence No. 87.
Coach:★Denver to San Francisco via U. P. No. 37 to Ogden, thence No. 87.
Reclining Chair Cars:★Chicago to San Francisco. (One car for women and children only)
Dining Car:★Chicago to San Francisco. (Does not serve dinner from Chicago). Serving "Economy" meals. Breakfast 50c; Dinner 75c. Also low priced a la carte items. Off-tray Service in Coaches: Coffee 10c; sandwiches 15c and 25c.
 Tickets Honored: Ask Agents.

Train 21—Pacific Limited Via C. & N. W.—U. P.—S. P.

Standard Sleeper:★Chicago to San Francisco (Sections, Drawing-Room).
Standard Sleeper:★Salt Lake City to San Francisco (Sections, Drawing-Room, Compartments). Via U. P., S. P.
Tourist Sleeper:★Chicago to San Francisco.
Reclining Chair Cars or Coaches:★Chicago to San Francisco.
Reclining Chair Cars:★Kansas City to San Francisco, U. P. No. 23 to Cheyenne, thence No. 21.
Dining Car:★For meal service.
 Tickets Honored: All Classes.

All PM time in Dark faced figures.

*Regularly assigned cars are air-conditioned.

—C.&N.W. Passenger Station (Madison, Canal & Clinton Sts.).

—W.T.—Central War Time.

—M.W.T.—Mountain War Time.

—P.W.T.—Pacific War Time.

—Months of 30 days arrive first day of following month.

—SAILING EXCEPTION: Leave Chicago Feb. 28, 1945, instead Feb. 29, Arrive San Francisco March 2, 1945.

—EXCEPTION: Leaves Feb. 28, 1945, instead Feb. 29.

—Cars parked for occupancy until 7:30 AM.

STREAMLINER

"CITY OF SAN FRANCISCO"

Leaves San Francisco and Chicago on these days each month.

2	5	8	11	14
17	20	23	26	c29

RENO TO SAN FRANCISCO (Daily)

	No. 9	No. 27
Lv Reno	10 10	10 20
Lv Truckee	11 10	11 45
Ar Sacramento	3 25	5 20
Ar Berkeley	6 20	8 10
Ar Oakland (16th St.)	6 35	8 21
Ar Oakland Pier	6 45	8 35
Ar San Francisco (Market St.)	7 20	9 20

Reno Standard Sleeper: ★(Sections, Drawing-Room), ready for occupancy upon arrival Train No. 27 (returns on Train No. 10 daily).

Coach: On Train No. 9 daily.

Overland Route

San Francisco, Sacramento, Reno, Ogden, Salt Lake City, Omaha, Chicago

Before boarding train ask Brakeman or Conductor if train stops at station to which you are ticketed. There are stations at which some trains do not stop.

Westbound

(A) Table 75	Pacific Limited No. 21 Daily	San Francisco Overland Limited No. 27 Daily	City of San Francisco No. 101 b	San Francisco Challenger No. 87 Daily	Passenger No. 10 Daily
Lv Chicago (C.W.T.) C. & N.W.	0 10 00	8 15	6 00	8 45	
Ar Ogden (M.W.T.) Un. Pac.	1478 2 35	7 30	6 26	10 20	
Lv Salt Lake City...D&RGW	0 0			8 40	
Lv Salt Lake City...Un. Pac.	0 11 05	8 00		8 00	
Ar Ogden (M.W.T.)	36 12 20	9 20		9 20	
Lv Ogden, Ut. (P.W.T.) S.P.Δ	0 4 00	9 00	5 36	10 35	
Promontory Point	24 4	j		11 11	
Lakeside	47 6	j		12 09	
Lucin, Utah	113 j 6 50	j		1 16	
Tecoma, Nevada	115 j 7 10	j			
Montello	131 7 30	11 59	7 42		
Cobre	176 8 15	j		1 55	
Wells (81, 82)	180 9 23	j		2 33	
Alazon	199 j 9 30	j		3 53	
Deeth	199 j 9 43	j		4 10	
Halleck	211 f 10 04	j		4 45	
Elko	233 10 35	2 35		5 25	
Carlin	254 11 15	3 15	10 06	6 07	
Palisade	263 f 11 31	j		6 40	
Beowawe	280 f 11 57	j		6 47	
Battle Mountain (s)	310 12 40	4 30		7 42	
Iron Point	338 1	j		7 58	
Golconda	350 f j 33	j		8 09	
Weso	362 j 3 50	j 5 29		8 41	
Winnemucca (81)	366 2 06	5 39		8 49	
Mill City	394 2 45			9 00	
Imlay	399 3 04	6 25	12 23	9 51	Fast Mall No. 9 Daily
Lovelock	439 4 05	7 13		11 03	
Hazen (77, 86)	495 5 26	8 18		11 21	
Fernley	507 5 51	j		12 33	9 45
Sparks (Pass. Station)	538 7 13		2 46	12 40	9 55
Ar Reno	540 7 45	10 10	2 46	12 55	10 10
Lv Reno (83)	551 h 7 45	10 40	2 46	1 12	
Verdi, Nevada	551 h 7 45	10 40	2 46	1 29	
Floriston, Cal.	561 h 8 11	11 00		1 29	
Boca	567 h 8 55	11 45	3 39	2 05	11 10
Ar Truckee (78)	575 8 55	11 45	3 39	2 05	11 10
Lv Truckee	0 0				
Ar Lake Tahoe	0 15				7 15
Lv Lake Tahoe (78)	0 5 10				7 55
Ar Truckee	0 5 10				7 55
Lv Truckee	575 8 55	11 45	3 39	2 05	11 10
Norden (Sugar Bowl)	591 9 45	12 40		3 12	
Soda Springs	593 f 10 11	1 03		3 30	
Cisco	603 f 10 30	1 21		3 58	
Emigrant Gap	617 f 10 50	2 45		4 12	
Blue Canon	625 h 1 56	k		4 45	1 28
Towle	626 h 2 15	k		5 06	
Alta	628 f 2 45	k		5 18	
Dutch Flat	630 h 3 10	k		5 30	
Gold Run	641 11 50	k		5 43	
Colfax (84)	646 f 12 03	k		5 50	
New England Mills (Weimar)	649 h 3 10	k		5 57	
Clipper Gap	652 h 3 30	k		6 05	
Bowman	654 h 3 40	k		6 30	2 50
Auburn (R. R. St.) (84)	658 12 40	3 40		7 05	3 25
Newcastle	662 12 55	3 53		7 25	
Penryn	666 f 1 03	k		7 35	
Loomis	669 1 13	4 10		7 55	
Rocklin	672 h 1 45	k		8 45	
Roseville	676 1 45	4 45		9 45	
Ar Sacramento	694 2 20	5 20	7 20	10 20	
Lv Sacramento	0 8 45	8 45	8 45	10 20	8 45
Ar Stockton	48 10 20	10 20	10 20	1 50	
Ar Fresno	170 1 50	1 50	1 50	2 22	
Ar Bakersfield	278 4 22	4 22	4 22	4 22	
Ar Los Angeles (Un. Sta.)	448 10 00	10 00	10 00	10 00	
Lv Sacramento	694 2 55	5 50	7 25	7 35	3 55
Davis	707 f 3 20	6 12		8 05	
Dixon	715 c 3 32	u 6 23		8 55	
Suisun-Fairfield	734 c 4 00	u 6 50		8 27	
Martinez (To Benicia)	751 c 4 32	u 7 15		8 54	
Crockett	757 f 4 50	u 7 30		9 14	5 17
Richmond	771 c 5 20	u 7 55		9 40	5 47
Berkeley (Univ. Ave.)	777 5 38	8 10	8 58	9 54	6 20
Ar Oakland (16th St.)	780 5 56	8 21	9 08	10 03	6 35
Ar Oakland Pier	782 d 6 05	8 35	9 15	10 15	6 45
Lv Oakland Pier (Ferry)	782 c 6 30	9 00	9 30	10 30	7 00
Ar San Francisco/Mkt. St.	786 6 50	9 20	9 50	10 50	7 20

▲-Ar Mall dispatched.
 ▲-To or from Weimar.
 ▲-Dispatcher's Office.
 ▲-Pac. Greyhound Bus.
 †-Does not stop. For information only.

a-No. 102 leaves San Francisco on 2, 5, 8, 11, 14, 17, 20, 23, 26 and 29 of each month; arrives Chicago on 4, 7, 10, 13, 16, 19, 22, 25, 28 and 31 (or 1st) of each month. Exception: Lv San Francisco Feb. 28, 1945 instead Feb. 29.

b-No. 101 leaves Chicago on 2, 5, 8, 11, 14, 17, 20, 23, 26 and 29 of each month; arrives San Francisco on 4, 7, 10, 13, 16, 19, 22, 25, 28 and 31 (or 1st) of each month. Exception: Lv Chicago Feb. 28, 1945, instead Feb. 29.

c-Stops to detrain pay passengers from Ogden or East.

d-Cars may be occupied until 7:30 AM.

e-Stops on signal to detrain from Ogden or beyond; also en-train for Reno or beyond.

f-Flag stop to entrain or detrain passengers.

g-Stops on signal detrain pay passengers from Sparks or beyond.

h-Stops to detrain from Cheyenne or beyond.

k-Stops to detrain from Reno or beyond; also to entrain for Sacramento or beyond.

m-Stops to detrain passengers from Sparks or beyond; also to entrain for Ogden or beyond.

n-Stops to detrain from Colfax or beyond; also to entrain for points beyond Ogden.

p-Stops to entrain pay passengers for Roseville or beyond; also to detrain from any station.

q-Stops on signal to detrain pay passengers from Berkeley or beyond; also to entrain for Sparks or beyond.

r-Stops on signal to entrain pay passengers for Sparks or beyond.

s-Between Battle Mountain and North Battle Mountain motor vehicles provided by S.P. for connection only from train No. 88.

t-Stops on signal to entrain pay passengers for Reno or beyond.

u-Stops on signal to detrain from Reno, Nev. or beyond.

Eastbound

(B) Table 75	Pacific Limited No. 22 Daily	City of San Francisco No. 102 a	San Francisco Overland Limited No. 28 Daily (See Note 2)	Furlough-Challenger No. 88 Daily	San Francisco Challenger No. 88 Daily	Passenger No. 10 Daily
Lv SAN FRANCISCO Mkt. St. Δ	0 9 00	4 30	7 00	6 30	7 30	8 30
Ar Oakland Pier, J Ferry...Δ	4 9 20	4 50	7 20	6 50	7 50	8 50
Ar Oakland Pier...Δ	4 9 35	5 02	7 45	7 30	8 10	9 10
Ar Oakland (16th St.)...Δ	6 9 47	5 10	8 00	7 45	8 25	9 25
" Berkeley (Un. Av.)...Δ	9 10 00	5 20	8 15	8 00	8 41	9 37
" Richmond...Δ	15 10 15		8 30	8 15	8 55	9 50
" Crockett...Δ	29 10 43		8 58	8 43	9 30	10 22
" Martinez (To Benicia)...Δ	35 10 57		9 13	8 58	9 47	10 43
" Suisun-Fairfield...Δ	52 11 23		9 36	9 21	10 10	11 10
" Dixon...Δ	71 11 49		9 58	9 43	10 32	11 36
" Davis...Δ	79 12 05		10 11	9 56	10 45	11 50
Ar Sacramento Δ	92 12 25	6 50	10 35	10 20	11 05	12 10
Lv Los Angeles (Un. Sta.)	0 5 30		8 00	8 00	8 00	8 00
Ar Bakersfield	170 11 59		1 19	1 19	1 19	1 19
Lv Fresno	277 3 20		3 40	3 40	3 40	3 40
Ar Stockton	399 7 20		7 10	7 10	7 10	7 10
Ar Sacramento	448 9 00		9 10	9 10	9 10	9 10
Ar Sacramento Δ	92 12 55	6 55	11 05	11 15	11 35	12 40
Roseville	110 1 40		11 50	11 59	12 20	1 25
Rocklin	114 2 00					1 35
Penryn	120 2 10					
Newcastle	124 f 2 08		e 12 15	e 12 25	r	2 00
Auburn (Nev. St.) (84)	128 f 2 20		e 12 22	e 12 32	e 12 53	2 25
Bowman	132 2 30					
Clipper Gap	134 2 40					
East Applegate	137 2 50					
New England Mills (M)	140 f 2 47					f
Colfax (84)	145 3 10		1 00	1 10	1 35	3 25
Gold Run	156 3 20					3 54
Dutch Flat	158 3 30					f
Alta	160 3 40					
Towle	161 3 50					f 4 06
Blue Canon	169 4 00					
Emigrant Gap	174 f 4 25					f 4 50
Cisco	183 f 4 46					f 5 14
Soda Springs	193 f 4 07					f 5 41
Norden (Sugar Bowl)	195 4 15					
Ar Truckee (78)	211 5 55	10 32	3 50	4 00	4 25	6 40
Lv Truckee	0 15					7 15
Ar Lake Tahoe	0 15					7 55
Lv Lake Tahoe (78)	0 5 10					7 55
Ar Truckee	0 5 10					7 55
Lv Truckee	211 5 55	10 32	3 50	4 00	4 25	6 40
Boca	219 6 05					
Floriston, Cal.	225 6 15					4 49
Verdi, Nevada	235 6 25					5 00
Ar Reno (83) Δ	246 7 00	11 30	5 00	5 05	5 25	7 25
Ar Reno	246 7 15	11 30	5 05	5 15	5 40	8 55
Sparks (Pass. Station)	248 7 25					5 50
Fernley	279 f 8 35					6 35
Hazen (77, 86)	291 8 57		6 35	6 45	7 25	7 45
Lovelock	347 10 05		7 40	7 50	8 26	8 26
Imlay	387 11 15	1 55	8 40	8 50	9 25	9 25
Mill City	392 11 25					f 9 35
Winnemucca (81)	420 12 13		9 19	9 29	10 23	10 23
Weso	424 12 20		9 25	n 9 35	10 30	10 30
Golconda	436 12 41					11 02
Red House	450 12 59					11 33
Nor. Battle Mtn. (s)	476 f 1 31		10 26	10 36	11 13	11 33
Beowawe	506 f 2 14					f 12 30
Palisade	523 f 3 03					f 12 34
Carlin	532 3 40	4 20	11 45	11 55	12 56	1 28
Elko	553 4 40		12 17	12 27	1 28	1 28
Halleck	575 f 4 15					n
Deeth	587 f 4 30					n
Alazon	606 4 40	5 33	1 20	n 1 30	m 2 35	2 47
Wells (81, 82)	610 5 08		1 31	1 41	2 47	f 3 51
Cobre	648 5 24					n
Montello	665 6 42		3 08	3 18	4 24	n
Tecoma, Nevada	671 6 58					f 4 47
Lucin, Utah	683 7 14					n
Lakeside	738 7 30					n
Promontory Point	762 7 46					m
Ogden (P.W.T.) S.P.Δ	786 10 00	9 00	6 00	6 10	7 35	
Lv Ogden, Ut. (M.W.T.) UP	786 12 45	10 10	8 00	9 15	9 15	
Ar Chicago (C.W.T.) C&N.W	590 2 30	12 15	8 30	9 20	9 20	
Lv Ogden, Ut. (M.W.T.)	0 2 00					9 00
Ar Salt Lake City Un. Pac.	36 3 15					10 15
Ar Salt Lake City D. & R.G.W.	37 3 30		10 05	10 05	10 05	10 05

Overland Route

Miscellaneous Service in California and Nevada

SAN FRANCISCO, SACRAMENTO, RENO, HAZEN, MINA, TONOPAH, GOLDFIELD

(A) Table 77		605-9	27
10	22-606 Mts.		
*8 30	*9 00	Lv San Francisco (Mkt. St.)	Ar 7 20 9 20
9 10	9 35	Lv Oakland Pier	Ar 6 45 8 35
12 40	12 55	Lv Sacramento	Ar 3 25 5 20
7 55	7 00	Ar Reno	Lv 10 10 10 20
17 25	245	Lv Reno	Ar 18 25
9 20	291	Ar Hazen	Lv 6 25
9 50	291	Lv Hazen (75)	Ar 6 07
10 04	295	" Bango	" 7 53
11 16	319	" Churchill	" 7 43
12 15	331	" Wabuska (85)	" 4 10
1 35	357	" Schurz	" 2 42
3 30	387	" Thorne(Hawthorne)	" 1 20
4 42	411	" Luning	" 11 55
5 49	420	Ar Mina(S.P.)	Lv 11 30
6 15	429	Lv Mina(T&G)	Ar 11 10
7 35	454	Lv Tonopah Jet	Ar 7 20 9 20
9 20	486	Ar Blair Junction	Lv 7 35
10 45	486	Lv Tonopah	Ar 6 25
12 00	517	Ar Goldfield	Lv 15 10

SAN FRANCISCO, SACRAMENTO—LAKE TAHOE

(B) Table 78		(Via Truckee)		21	9	27
22	10			Daily	Daily	Daily
Daily	Daily			Daily	Daily	Daily
9 00	8 30	Lv San Francisco (Mkt. St.)	Ar 6 50	7 20	9 20	3 25
9 35	9 10	Lv Oakland Pier	Ar 6 05	6 45	8 35	5 20
9 47	9 22	Lv Oakland (16th St.)	Ar 5 56	6 35	8 21	6 10
10 00	9 37	Lv Berkeley (Univ. Ave.)	Ar 5 39	6 20	8 10	5 20
12 25	12 10	Ar Sacramento	Lv 2 55	3 55	5 50	6 10
12 55	12 40	Lv Sacramento	Ar 2 20	3 25	5 20	6 10
6 55	6 40	Ar Truckee (75)	Lv 8 55	11 10	11 45	5 20

TRUCKEE—LAKE TAHOE

Pacific Greyhound Lines (Rail Tickets Honored)

* 7 15	Lv Truckee	Ar 6 50
7 50	Ar Lake Tahoe	Lv 6 15
7 55	Ar Tahoe City 79	Lv 6 10

(C) Table 79 Pacific Greyhound Lines

SACRAMENTO, FOLSOM, PLACERVILLE, LAKE TAHOE RESORTS

(Rail Tickets Honored between Sacramento and Placerville)

* 5 45	*10 35	Lv Sacramento (PGLSta.)	Ar 9 10	4 50
6 40	11 22	" Folsom	Ar 8 15	4 03
A	12 13	" El Dorado	Ar 7 24	3 12
A	12 19	" Diamond Springs	Ar 7 18	3 06
7 55	12 40	Ar Placerville	Lv 7 00	* 2 45
NO SERVICE DURING WINTER		Lv Placerville	Ar	NO SERVICE DURING WINTER
NO SERVICE DURING WINTER		Lv Pacific House	Ar	NO SERVICE DURING WINTER
NO SERVICE DURING WINTER		Lv Kyburz	Ar	NO SERVICE DURING WINTER
NO SERVICE DURING WINTER		Lv Strawberry	Ar	NO SERVICE DURING WINTER
NO SERVICE DURING WINTER		Lv Camp Sacramento	Ar	NO SERVICE DURING WINTER
NO SERVICE DURING WINTER		Ar Meyers	Lv	NO SERVICE DURING WINTER
NO SERVICE DURING WINTER		Ar Tahoe Valley	Lv	NO SERVICE DURING WINTER
NO SERVICE DURING WINTER		Lv Tahoe Valley	Ar	NO SERVICE DURING WINTER
NO SERVICE DURING WINTER		Ar Camp Richardson	Lv	NO SERVICE DURING WINTER
NO SERVICE DURING WINTER		Ar Emerald Bay Jct.	Lv	NO SERVICE DURING WINTER
NO SERVICE DURING WINTER		Ar Meeks Bay	Lv	NO SERVICE DURING WINTER
NO SERVICE DURING WINTER		Ar Pomins	Lv	NO SERVICE DURING WINTER
NO SERVICE DURING WINTER		Ar Chambers Lodge	Lv	NO SERVICE DURING WINTER
NO SERVICE DURING WINTER		Ar Homewood	Lv	NO SERVICE DURING WINTER
NO SERVICE DURING WINTER		Ar Lake Tahoe(Tavern) 78	Lv	NO SERVICE DURING WINTER
NO SERVICE DURING WINTER		Ar Tahoe City 78	Lv	NO SERVICE DURING WINTER
NO SERVICE DURING WINTER		Lv Tahoe City 78	Ar	NO SERVICE DURING WINTER
NO SERVICE DURING WINTER		Ar Brockway	Lv	NO SERVICE DURING WINTER
NO SERVICE DURING WINTER		Ar Cal-Neva	Lv	NO SERVICE DURING WINTER
NO SERVICE DURING WINTER		Ar Crystal Bay	Lv	NO SERVICE DURING WINTER
NO SERVICE DURING WINTER		Lv Camp Richardson	Ar	NO SERVICE DURING WINTER
NO SERVICE DURING WINTER		Ar Fallen Leaf Lodge	Lv	NO SERVICE DURING WINTER
NO SERVICE DURING WINTER		Lv Tahoe Valley	Ar	NO SERVICE DURING WINTER
NO SERVICE DURING WINTER		Ar Bijou	Lv	NO SERVICE DURING WINTER
NO SERVICE DURING WINTER		Ar Lakeside	Lv	NO SERVICE DURING WINTER
NO SERVICE DURING WINTER		Ar Glenbrook Inn	Lv	NO SERVICE DURING WINTER
NO SERVICE DURING WINTER		Ar Reno	Lv	NO SERVICE DURING WINTER

SAN FRANCISCO, SACRAMENTO, RENO, LITCHFIELD, ALTURAS, LAKEVIEW, KLAMATH FALLS

(D) Table 80		27	9
428			Daily
Daily			Daily
* 7 00	Lv San Francisco (Mkt. St.)	Ar 9 20	7 20
7 45	Lv Oakland Pier	Ar 8 35	6 45
8 00	Lv Oakland (16th Street)	Ar 8 21	6 35
8 15	Lv Berkeley (Univ. Ave.)	Ar 8 10	6 20
8 30	Lv Richmond	Ar 7 55	5 47
9 13	Lv Martines	Ar 7 15	5 47
10 35	Ar Sacramento	Lv 5 50	3 55
11 05	Lv Sacramento	Ar 5 20	3 25
4 50	Ar Reno	Lv 10 20	10 10
* 7 45	Lv Reno (S.P. Station)	Ar 7 30	7 30
f 11 20	Lv Litchfield	Ar 3 45	3 45
f 11 59	Lv Secret Ranch	Ar 3 05	3 05
12 50	Lv Ravendale	Ar 2 30	2 30
f 1 03	Lv Termo	Ar 2 10	2 10
f 1 17	Lv Brockman	Ar 1 55	1 55
f 1 31	Lv Madeline	Ar 1 40	1 40
f 1 55	Lv Likely	Ar 1 10	1 10
f 2 30	Lv Paola	Ar 12 35	12 35
2 35	Ar Alturas	Lv 11 59	11 59
* 3 00	Lv Alturas	Ar 11 59	11 59
3 35	Ar Canby	Lv 11 20	11 20
6 18	Ar Tule Lake	Lv 9 30	9 30
6 38	Ar Merrill	Lv 9 07	9 07
6 15	Ar Klamath Falls	Lv 8 30	8 30

ALTURAS, LAKEVIEW Redding-Alturas-Lakeview Stages

* 2 45	Lv Alturas	Ar 10 15	Rail Tickets
4 50	Ar Lakeview	Lv 8 00	Not Honored

LAKEVIEW, KLAMATH FALLS

Red Ball Stage Line Rail Tickets Not Honored

* 2 30	* 8 30	Lv Lakeview	Ar 12 00	11 00
5 30	11 30	Ar Klamath Falls	Lv 9 00	* 8 00

RENO, SUSANVILLE, WESTWOOD

Mt. Lassen Transit Co. (Bus) Rail Tickets Honored

* 2 15	* 8 15	Lv Reno (SP Sta.) (75)	Ar 4 15	10 10
4 05	10 00	Ar Herlong	Lv 8 15	8 15
6 45	11 00	Ar Susanville	Lv 1 40	* 6 30
12 00	Ar Westwood	Lv 12 30	Ar	12 30

(E) Table 81 RENO, FALLON, ELY

Hiskey Stages

† 4 30	† 8 00	Lv Reno (75)	Ar 11 50	6 00
6 40	9 50	Ar Fallon	Lv 19 45	4 05
10 00	Lv Fallon	Ar 4 05	4 05	4 05
1 20	Ar Austin	Lv 12 40	Ar	12 40
3 35	Ar Eureka	Lv 10 25	Ar	10 25
6 00	Ar Ely	Lv 8 00	Ar	† 8 00

BOISE—WINNEMUCCA STAGES

* 9 15	*10 30	Lv Winnemucca (75)	Ar 4 30	5 00
11 20	12 35	Ar McDermitt	Lv 2 25	2 55
2 15	3 55	Ar Jordan Valley	Lv 11 25	11 55
5 05	7 00	Ar Caldwell	Lv 10 00	10 30
5 35	7 25	Ar Nampa	Lv 9 35	10 05
6 15	8 00	Ar Boise	Lv 9 00	* 9 30

TWIN FALLS—WELLS STAGE LINE

* 3 45	* 3 00	Lv Wells (P. T.) (75)	Ar 1 15	12 30
8 10	7 30	Ar Twin Falls (M. T.)	Lv 10 30	*10 15

All PM time in Dark faced figures.
 ★—Regularly assigned cars are air-conditioned.
 *—Daily.
 †—Daily except Monday.

†—Daily except Sunday.
 †—Train 28 carries Pullmans only. Coach passengers use Train 88, Lv San Francisco 7.30PM, Lv Oakland 16th St. 8.25PM, Ar Reno 5.25AM.
 ▲—Pacific Greyhound Bus.
 §—One block from SP Station.
 b—Cars may be occupied at Oakland Pier until 7.30AM.
 d—Mixed train or stage—Daily except Sunday.
 f—Flag stop to entrain or detrain passengers.
 h—"On Call" service.
 j—Will hold departure until 8.45AM for passengers from Train 10 when notified by conductor.
 p—Stops on flag to detrain pay passengers from Sacramento or beyond.
 t—Will hold for passengers off Trains 28 and 88.

(F) Table 82 WELLS, ELY Nevada Northern R. R. Stages

* 3 45	Lv Wells (75)	Ar 1 15
5 32	Ar Currie	Lv 11 28
7 30	Ar McGill	Lv 9 33
8 00	Ar Ely	Lv * 9 00

(G) Table 83 RENO, CARSON, YERINGTON Virginia-Truckee Transit Co. (Stages)

Lv Reno (S.P.Sta.) (75)	Ar 7 30	* 8 35	† 4 20
Ar Carson City	Lv 8 50	9 35	5 20

Overland Route

SAN FRANCISCO, DENVER, KANSAS CITY, ST. LOUIS, OMAHA, CHICAGO, ST. PAUL, MINNEAPOLIS.

Read Down				(A) Table 87				Read Up			
88 Daily	See Note	28 Daily	102	22 Daily	Mls.	21 Daily	27 Daily	101	87 Daily		
7 30	6 30	7 00	4 30	9 00	0	Lv San Francisco (Market St.)	S. P.	6 50	9 20	9 50	10 50
8 25	8 10	8 00	5 10	9 47	6	Lv Oakland (16th St.)	"	5 56	8 21	9 08	10 03
11 35	11 15	11 05	8 55	12 55	92	Lv Sacramento	"	2 20	5 20	7 20	7 05
7 35	6 10	6 00	9 00	10 00	786	Ar (P.W.T.) Ogden, Ut. (P.W.T.)	"	4 00	9 00	5 36	10 35
9 15	9 15	8 00	10 10	10 10	786	Lv (M.W.T.) Ogden, Ut. (M.W.T.) UP	Ar	2 35	7 30	6 26	10 20
11 20	11 20	10 00	11 50	12 40	862	Evanson, Wyo.	"	12 25	5 25	4 45	8 20
2 10	2 10	12 45	1 43	6 00	962	Green River, Wyo.	"	9 35	3 00	2 55	5 50
5 20	5 20	3 40	4 01	9 40	1096	Rawlins	"	6 00	11 50	12 31	2 15
8 10	8 10	6 40	6 01	12 50	1213	Laramie, Wyo.	"	2 55	9 00	10 35	11 20
9 50	9 50	8 20	7 20	2 30	1269	Ar Cheyenne, Wyo.	Lv	1 05	7 15	9 10	9 25
11 00	11 00	10 30		5 00	1269	Lv Cheyenne, Wyo.	"	11 45	k	k	5 05
2 00	2 00	10 30		7 10	1375	Ar Denver, Colo.	"	8 45	5 05	3 35	5 05
3 40	3 40	3 40		2 20	1712	Lv Denver, Colo.	"	7 35	3 35	7 20	3 35
11 00	11 00	11 00		2 20	1712	Ar Ellis, Kan. (M.W.T.)	"	12 20	7 20	7 20	7 20
12 10	12 10	12 10		3 35	1712	Lv Ellis, Kan. (C.W.T.)	"	1 10	8 05	8 05	8 05
4 30	4 30	4 30		7 35	1875	Ar Junction City	"	9 50	3 25	3 25	3 25
6 15	6 15	6 15		9 25	1947	Topeka	"	8 00	1 10	1 10	1 10
6 55	6 55	6 55		10 00	1975	Lawrence	"	7 25	12 30	12 30	12 30
7 55	7 55	7 55		11 00	2015	Ar Kansas City, Mo.	"	6 30	11 30	11 30	11 30
8 45	8 45	8 45		11 55	2015	Lv Kansas City, Mo.	Wabash	4 40	9 15	9 15	7 30
10 05	3 00	3 00		7 30	2293	Ar St. Louis, Mo.	"	9 30	3 50	3 50	*12 05
9 00	9 00	9 00			786	Lv (M.W.T.) Ogden (M.W.T.) DRGW	Ar		9 45	9 45	9 45
3 49	3 49	3 49			1402	Royal Gorge, Colo.	"		1 26	1 26	1 26
6 25	6 25	6 25			1449	Pueblo	"		11 40	11 40	11 40
6 30	6 30	6 30			1493	Colorado Springs	"		10 33	10 33	10 33
8 45	8 45	8 45			1568	Ar Denver	"		8 40	8 40	8 40
10 25	10 25	8 45	7 30	3 30	1269	Lv Cheyenne, Wyo.	Un.Pac.	11 55	6 45	9 00	8 45
1 10	1 10	11 30		7 12	1413	Lv Julesburg, Colo.	"	8 01	3 11	4 35	4 35
2 45	2 45	1 05	10 49	9 25	1495	Ar North Platte, Neb. (M.W.T.)	"	5 45	1 35	5 24	5 24
3 53	3 53	2 13	11 54	10 35	1495	Lv North Platte, Neb. (C.W.T.)	"	6 35	2 25	6 20	3 35
6 39	6 39	4 14		12 55	1590	Kearney, Neb.	"	4 13	12 34	1 30	1 30
6 48	6 48	4 30	1 50	2 25	1632	Grand Island, Neb.	"	3 05	11 40	4 21	12 30
9 50	9 50	8 40	4 05	6 45	1776	Ar Omaha, Neb.	Un.Pac.	11 20	8 30	2 10	9 00
10 20	10 20	9 30	4 15	7 30	1776	Lv Omaha, Neb.	C.&N.W.	10 30	7 45	2 00	8 15
9 20	9 20	8 30	12 15	7 30	2264	Ar Chicago, Ill. (C.W.T.)	"	10 00	8 15	6 00	8 45
		8 45		8 45	0	Lv Omaha, Neb.	Wabash		8 30		8 30
		8 23		8 23	414	Ar St. Louis, Mo.	"		8 00		8 00
		10 45		10 45	0	Lv Omaha, Neb.	C.&N.W.		8 00	8 05	8 05
		9 00		9 00	368	Ar St. Paul, Minn.	"		9 25	9 25	9 25
		9 35		9 35	377	Ar Minneapolis, Minn.	"		8 40	8 45	8 45
		9 30		9 30	0	Lv Omaha, Neb.	C.G.W.		8 00	7 20	7 20
		7 45		7 45	348	Ar St. Paul, Minn.	"		8 45	8 45	8 45
		8 20		8 20	357	Ar Minneapolis, Minn.	"		8 00	8 00	8 00

(E) Table 91 Chicago-New York (Connections at Chicago)

NEW YORK CENTRAL SYSTEM													
EASTBOUND	No. 44	No. 14	No. 6	No. 8	○No. 66	◆No. 2	○No. 68	◆No. 26	No. 268	No. 10	No. 22	No. 40	No. 90
Lv Chicago (N.Y.C.) (C.W.T.)		* 9 50 Mo	*10 50 Mo			* 1 30 Mo	*2 00 Mo	*2 30 Mo	*3 30 Mo	*4 30 Mo	*6 00 Mo	*11 30 Mo	
Lv Chicago (M.C.) (C.W.T.)	* 8 45 Mo			12 01 Mo									
Ar New York (N.Y.C.) (E.W.T.)	7 20 Tu	7 20 Tu	7 45 Tu	8 45 Tu	6 30 Tu	9 00 Tu	9 30 Tu	9 30 Tu	11 00 Tu	12 10 Tu	3 15 Tu	6 00 Tu	8 20 Tu

of each month. SAILING EXCEPTION: Leave Chicago Feb. 28, 1945 instead Feb. 29. Arrive San Francisco March 2, 1945.

c—Passengers for Denver, Kansas City transfer to UP Train 24 at Ogden leaving 12:33PM (M.W.T.)

d—Barlay Street. e—Chambers Street.

f—Flag stop to entrain or detain passengers.

h—Sleeping cars for Denver, Kansas City and St. Louis are carried in UP Train 38 from Ogden, leaving 7:50PM (M.W.T.)

(B) Table 88 OGDEN, SALT LAKE CITY Union Pacific—Daily

0 Lv Salt Lake City	8 00	9 45	6 00	7 00	8 00	11 05
36 Ar Ogden (M.W.T.)	9 20	11 00	7 05	8 10	9 20	12 20
0 Lv Ogden (M.W.T.)	4 15	8 10	8 25	10 10	10 10	15
36 Ar Salt Lake City	5 25	9 25	9 30	11 15	15 11	30

OGDEN, BOISE, HUNTINGTON, SPOKANE, PORTLAND Union Pacific

(C) Table 89

29-25	33-17	26-32	18-34
Su 10 05 Mo 5 55 Mo 7 19 Mo 10 15 Mo 11 00	Mo 12 55 Mo 11 00 Mo 12 20 Mo 5 50 Mo 6 35	Ar Ogden (M.W.T.) U.P. Ar Lv Pocatello. Ar Lv Minidoka. Ar Lv Twin Falls. Ar Lv Buhl.	Ar 1 40 Tu 9 10 Tu 7 43 Tu 9 50 Mo 9 10 Mo 5 50 Mo 9 10 Mo 9 50 Mo 9 10 Mo
Mo 8 50 Mo 1 10 Mo 1 55 Mo 4 20 Mo 3 40 Mo 10 35 Tu 6 30 Tu	Mo 1 20 Ar Shoshone. Lv Lv Boise. Lv Lv Nampa. Mo 7 15 Ar Huntington (M.W.T.). Mo 6 35 Lv Huntington (P.W.T.). Mo 7 30 Lv La Grande. Mo 1 05 Ar Pendleton.	Lv 6 25 Tu 2 40 Tu 1 45 Tu 11 20 Mo 1 45 Tu 10 05 Mo 6 15 Mo 3 35 Mo	Ar 9 55 Mo 5 15 Mo 3 45 Mo 9 50 Mo 9 10 Mo 2 30 Mo 7 55 Mo 6 30 Mo 3 20 Mo 5 15 Su
Tu 9 15 Tu 9 15 Ar Spokane. Tu 6 30 Tu 7 30 Ar Portland.		Lv *9 00 Mo	*6 30 Su

OGDEN, POCATELLO, BUTTE Union Pacific

(D) Table 90

33	29	7	30	34
Su 12 55 Su 4 50 Mo 7 05 Mo	Su 19 05 Mo 2 15 Mo 8 05 Ar Butte.	Lv Ogden (M.W.T.) Ar Pocatello. Ar Idaho Falls. Ar Armistead.	Ar 7 50 Mo 4 00 Mo 2 05 Mo 10 55 Su	Ar 9 55 Su 6 00 Su *5 15 Su
	Mo 1 30		Lv *7 45 Su	

MORE THAN **★16,500** Southern Pacific men are serving with the armed forces.

Transfer between Trains ... IN CHICAGO

Parmelee transfer coupon, part of your through ticket, entitles you to transportation in limousine coaches between stations... or from incoming station to any downtown hotel, club or store. If you wish to visit between trains, for a nominal charge Parmelee Agent will deliver and check your hand baggage at parcel room of outgoing station, where it may be obtained on presentation of claim check.

Ask any Ticket Agent about **PARMELEE SERVICE**

□—La Salle St. Station (La Salle and Van Buren Streets).
 □—Forty-second St. Station.
 ○—Grand Central Station (Harrison and Wells Streets).
 ○—Dearborn Station (Dearborn and Polk Sts.).
 ○—Central Station (12th St. and Lake Front).

k—Passengers for Ogden and west use UP Train 37 to Ogden, thence standard passengers use SP Train No. 27 and Tourist and Coach passengers use SP Train No. 87.
 m—Furloughe Challenger. Only for Furloughe and members of their families traveling with them.
 All PM time in Dark faced figures. *—Daily.
 ◆—Reserved seat coaches only. ○—Pullman cars only.
 —Service charge.
 P.W.T.—Pacific War Time. C.W.T.—Central War Time.
 M.W.T.—Mountain War Time. E.W.T.—Eastern War Time.

Eastbound Connections at Chicago

Table 92

(A) PENNSYLVANIA RAILROAD

CHICAGO, WASHINGTON, NEW YORK

Union Station	The New Yorker	Manhattan	The Statesman	The Admiral	The General	1st. Liberty	2nd. Liberty	Broadway	The Trail	The Pennsylvania	The Rain-bow	Pennsylvania	Gotham	The Golden Triangle	Chicago (C.W.T.)	Logansport	Richmond	Cincinnati (E.W.T.)	
Chicago (C.W.T.)	12 15	1 58	1 58	4 00	5 00	5 10	5 41	5 52	6 10	7 05	7 57	8 10	8 23	8 35	9 45	12 17	3 10	5 45	6 30
Pittsburgh (E.W.T.)	Ar 8 35	9 30	9 30	11 25	12 10	12 29	1 01	1 29	2 28	3 32	4 32	5 50	6 50	8 00	9 00	11 59	3 15	5 40	6 30

(E) ILLINOIS CENTRAL R. R.

CHICAGO-ST. LOUIS

Chicago (C.W.T.)	Logansport	Richmond	Cincinnati (E.W.T.)	
Chicago (C.W.T.)	Ar 12 17	3 10	5 45	6 30
Logansport	Ar 12 17	3 10	5 45	6 30
Richmond	Ar 12 17	3 10	5 45	6 30
Cincinnati (E.W.T.)	Ar 12 17	3 10	5 45	6 30

(F) PERE MARQUETTE R. R.

CHICAGO-GRAND RAPIDS

Chicago (C.W.T.)	Logansport	Richmond	Cincinnati (E.W.T.)	
Chicago (C.W.T.)	Ar 12 17	3 10	5 45	6 30
Logansport	Ar 12 17	3 10	5 45	6 30
Richmond	Ar 12 17	3 10	5 45	6 30
Cincinnati (E.W.T.)	Ar 12 17	3 10	5 45	6 30

(B) NEW YORK CENTRAL SYSTEM

CHICAGO, ALBANY, NEW YORK, BOSTON

La Salle Street Station	Inter-state Express	Fifth Avenue Special	Wolverine	New England	Advance Commodore Vanderbilt	The Pacemaker	The Paul Revere	Commodore Vanderbilt	Two-century	Water Level	Lake Shore	North Shore	The Forest City	Chicago (C.W.T.)	Cleveland (E.W.T.)	Buffalo	Syracuse	Albany	New York (E.W.T.)	Boston (B.&A.)
Chicago (C.W.T.)	Ar 9 50	10 50	12 01	1 30	1 30	2 00	2 58	3 30	4 30	5 30	6 30	7 30	8 30	9 45	12 17	3 10	5 45	6 30	7 20	7 45
Cleveland (E.W.T.)	Ar 5 30	6 45	8 00	9 15	10 30	11 45	1 05	1 35	2 35	3 35	4 35	5 35	6 35	7 45	8 55	10 10	11 25	12 40	1 55	2 10

(G) WABASH RY. O.

CHICAGO-ST. LOUIS

Chicago (C.W.T.)	Decatur	St. Louis (C.W.T.)	
Chicago (C.W.T.)	Ar 11 20	1 10	2 10
Decatur	Ar 11 20	1 10	2 10
St. Louis (C.W.T.)	Ar 11 20	1 10	2 10

(H) GRAND TRUNK-CANADIAN NATIONAL RYS. O.

CHICAGO, TORONTO, MONTREAL

Chicago (C.W.T.)	Hamilton (E.W.T.)	Toronto	Montreal (E.W.T.)
Chicago (C.W.T.)	Ar 9 40	8 00	11 00
Hamilton (E.W.T.)	Ar 9 40	8 00	11 00
Toronto	Ar 9 40	8 00	11 00
Montreal (E.W.T.)	Ar 9 40	8 00	11 00

(C) BALTIMORE & OHIO R. R.

CHICAGO, WASHINGTON, NEW YORK

Grand Central Station	New York Express	The Capitol	The Columbian	The Shenandoah
Chicago (C.W.T.)	Ar 9 50	10 50	12 01	1 30
Pittsburgh (E.W.T.)	Ar 8 50	9 50	11 00	12 10
Washington	Ar 6 25	7 25	8 25	9 25

(D) THE ALTON R. R.

CHICAGO-ST. LOUIS

Union Station	Chicago (C.W.T.)	Joliet	Bloomington	Springfield	Alton	St. Louis (C.W.T.)
Chicago (C.W.T.)	Ar 8 15	8 30	11 25	4 50	6 30	7 15
Joliet	Ar 8 15	8 30	11 25	4 50	6 30	7 15
Bloomington	Ar 8 15	8 30	11 25	4 50	6 30	7 15
Springfield	Ar 8 15	8 30	11 25	4 50	6 30	7 15
Alton	Ar 8 15	8 30	11 25	4 50	6 30	7 15
St. Louis (C.W.T.)	Ar 8 15	8 30	11 25	4 50	6 30	7 15

(I) CHICAGO & EASTERN ILLINOIS RAILROAD O.

CHICAGO-ST. LOUIS

Chicago (C.W.T.)	Villa Grove	Pana	St. Louis (C.W.T.)
Chicago (C.W.T.)	Ar 11 00	11 55	1 10
Villa Grove	Ar 11 00	11 55	1 10
Pana	Ar 11 00	11 55	1 10
St. Louis (C.W.T.)	Ar 11 00	11 55	1 10

(J) MONON ROUTE (G.I.&L.) O.

CHICAGO-INDIANAPOLIS

Chicago (C.W.T.)	Delphi	Frankfort	Indianapolis (C.W.T.)
Chicago (C.W.T.)	Ar 7 35	8 08	3 00
Delphi	Ar 7 35	8 08	3 00
Frankfort	Ar 7 35	8 08	3 00
Indianapolis (C.W.T.)	Ar 7 35	8 08	3 00

(N) NICKEL PLATE ROAD

CHICAGO, CLEVELAND, NEW YORK

La Salle Street Station	Chicago (C.W.T.)	Hammond	Fort Wayne	Cleveland (E.W.T.)	Buffalo	New York DL&W (E.W.T.)
Chicago (C.W.T.)	Ar 9 30	11 20	11 59	12 40	1 15	1 55
Hammond	Ar 9 30	11 20	11 59	12 40	1 15	1 55
Fort Wayne	Ar 9 30	11 20	11 59	12 40	1 15	1 55
Cleveland (E.W.T.)	Ar 9 30	11 20	11 59	12 40	1 15	1 55
Buffalo	Ar 9 30	11 20	11 59	12 40	1 15	1 55
New York DL&W (E.W.T.)	Ar 9 30	11 20	11 59	12 40	1 15	1 55

(O) CHESAPEAKE & OHIO LINES

CHICAGO-CINCINNATI-WASHINGTON

Dearborn Station	Chicago (C.W.T.)	Peru	Marion	Muncie	Richmond	Cincinnati (E.W.T.)
Chicago (C.W.T.)	Ar 18 00	11 20	12 30	1 25	2 40	5 40
Peru	Ar 18 00	11 20	12 30	1 25	2 40	5 40
Marion	Ar 18 00	11 20	12 30	1 25	2 40	5 40
Muncie	Ar 18 00	11 20	12 30	1 25	2 40	5 40
Richmond	Ar 18 00	11 20	12 30	1 25	2 40	5 40
Cincinnati (E.W.T.)	Ar 18 00	11 20	12 30	1 25	2 40	5 40

(P) CHICAGO-JACKSON-BAY CITY

CHICAGO-NEW YORK

Dearborn Station	Chicago (C.W.T.)	Huntington	Akron (E.W.T.)	Youngstown	Binghamton	New York (E.W.T.)
Chicago (C.W.T.)	Ar 8 05	11 23	5 07	6 30	3 22	9 16
Huntington	Ar 8 05	11 23	5 07	6 30	3 22	9 16
Akron (E.W.T.)	Ar 8 05	11 23	5 07	6 30	3 22	9 16
Youngstown	Ar 8 05	11 23	5 07	6 30	3 22	9 16
Binghamton	Ar 8 05	11 23	5 07	6 30	3 22	9 16
New York (E.W.T.)	Ar 8 05	11 23	5 07	6 30	3 22	9 16

(Q) CHICAGO-EVANSVILLE

CHICAGO-LOUISVILLE

Chicago (C.W.T.)	Danville	Terra Haute	Evansville (C.W.T.)
Chicago (C.W.T.)	Ar 8 30	12 10	2 01
Danville	Ar 8 30	12 10	2 01
Terra Haute	Ar 8 30	12 10	2 01
Evansville (C.W.T.)	Ar 8 30	12 10	2 01

(R) CHICAGO & GRAND TRUNK RAILROAD O.

CHICAGO-ST. LOUIS

Union Station	Chicago (C.W.T.)	Joliet	Bloomington	Springfield	Alton	St. Louis (C.W.T.)
Chicago (C.W.T.)	Ar 19 11	1 3	5 6	7 9	11 30	11 59
Joliet	Ar 19 11	1 3	5 6	7 9	11 30	11 59
Bloomington	Ar 19 11	1 3	5 6	7 9	11 30	11 59
Springfield	Ar 19 11	1 3	5 6	7 9	11 30	11 59
Alton	Ar 19 11	1 3	5 6	7 9	11 30	11 59
St. Louis (C.W.T.)	Ar 19 11	1 3	5 6	7 9	11 30	11 59

(S) CHICAGO & GRAND TRUNK RAILROAD O.

CHICAGO-ST. LOUIS

Union Station	Chicago (C.W.T.)	Joliet	Bloomington	Springfield	Alton	St. Louis (C.W.T.)
Chicago (C.W.T.)	Ar 19 11	1 3	5 6	7 9	11 30	11 59
Joliet	Ar 19 11	1 3	5 6	7 9	11 30	11 59
Bloomington	Ar 19 11	1 3	5 6	7 9	11 30	11 59
Springfield	Ar 19 11	1 3	5 6	7 9	11 30	11 59
Alton	Ar 19 11	1 3	5 6	7 9	11 30	11 59
St. Louis (C.W.T.)	Ar 19 11	1 3	5 6	7 9	11 30	11 59

(T) CHICAGO & GRAND TRUNK RAILROAD O.

CHICAGO-ST. LOUIS

Union Station	Chicago (C.W.T.)	Joliet	Bloomington	Springfield	Alton	St. Louis (C.W.T.)
Chicago (C.W.T.)	Ar 19 11	1 3	5 6	7 9	11 30	11 59
Joliet	Ar 19 11	1 3	5 6	7 9	11 30	11 59
Bloomington	Ar 19 11	1 3	5 6	7 9	11 30	11 59
Springfield	Ar 19 11	1 3	5 6	7 9	11 30	11 59
Alton	Ar 19 11	1 3	5 6	7 9	11 30	11 59
St. Louis (C.W.T.)	Ar 19 11	1 3	5 6	7 9	11 30	11 59

(U) CHICAGO & GRAND TRUNK RAILROAD O.

CHICAGO-ST. LOUIS

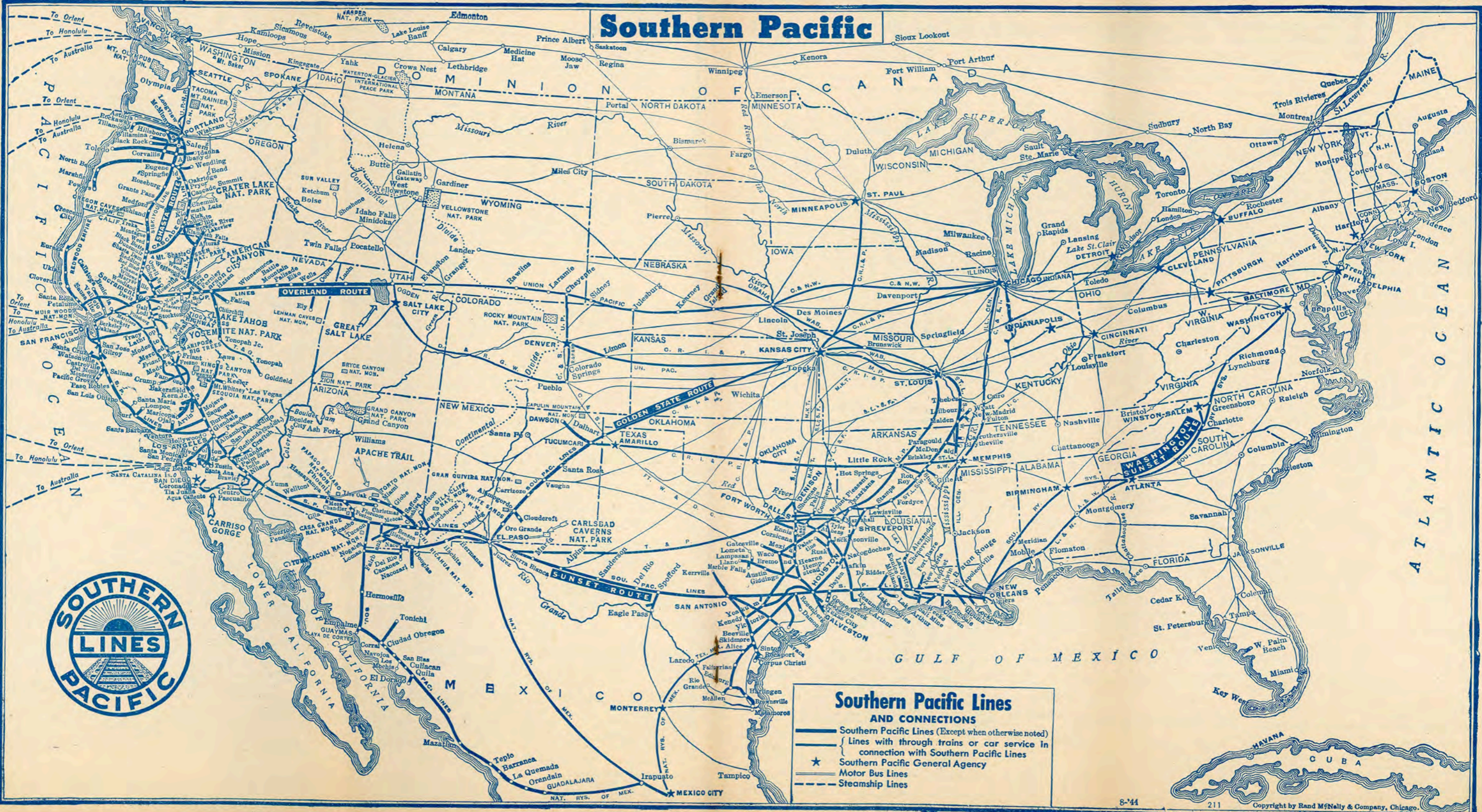
Union Station	Chicago (C.W.T.)	Joliet	Bloomington	Springfield	Alton	St. Louis (C.W.T.)
Chicago (C.W.T.)	Ar 19 11	1 3	5 6	7 9	11 30	11 59
Joliet	Ar 19 11	1 3	5 6	7 9	11 30	11 59
Bloomington	Ar 19 11	1 3	5 6	7 9	11 30	11 59
Springfield	Ar 19 11	1 3	5 6	7 9	11 30	11 59
Alton	Ar 19 11	1 3	5 6	7 9	11 30	11 59
St. Louis (C.W.T.)	Ar 19 11	1 3	5 6	7 9	11 30	11 59

†—Union Station. Canal & Adams Sts. (Phone Franklin 6700)
 □—La Salle Street Station. La Salle & Van Buren Sts. (Phone Washab 4200)
 ●—Central Station. 12th St. & Lake Front (Phone Washab 4811)
 #—Grand Central Station. Harrison & Wells Sts. (Phone Harrison 0815)
 ○—Dearborn Station. Dearborn & Polk Sts. (Phone Harrison 9830)

STOPPING AT CHICAGO? Passengers holding through tickets and wishing to visit in Chicago between trains, may, on arrival in Chicago, deliver their hand baggage to Parmelee Company's Agent and secure claim check for it. The baggage will be transferred to parcel room of station from which departure will be made and should be claimed on presentation of claim check.
 Charges for this service, on presentation of transfer coupon, are only 10c for each piece up to three and 35c for each additional piece, which includes parcel room fee for first 24 hours.

All PM time in Dark faced figures.
 (C.W.T.)—Central War Time. (E.W.T.)—Eastern War Time.
 *—Daily.
 †—Streamlined Chair Car Train—Departs every 3rd day—Advance reservations required.
 ‡—Daily except Sunday.
 §—Reserved seat coaches only.
 ¶—To detain passengers.
 b—Leaves from Central Station.
 c—All Pullman Train.
 d—Service Charge.

Southern Pacific



Southern Pacific Lines AND CONNECTIONS

- Southern Pacific Lines (Except when otherwise noted)
- Lines with through trains or car service in connection with Southern Pacific Lines
- ★ Southern Pacific General Agency
- Motor Bus Lines
- - - Steamship Lines

Shasta Route—southbound

Seattle, Tacoma, Spokane, Portland, Sacramento, San Francisco Portland, Fresno, Bakersfield, Los Angeles

Table 94

Train 23—Cascade										Train 23—Beaver										Train 17—Oregonian									
Lv Spokane (NP-SP&S) No. 5-3	7 00	Mo	Tu	We	Th	Fr	Sa	Su		Lv Spokane (N.P.-S.P.&S.) No. 5-3	7 00	Mo	Tu	We	Th	Fr	Sa	Su		Lv Spokane (NP-SP&S) No. 5-3	7 00	Mo	Tu	We	Th	Fr	Sa	Su	
Ar Portland.....	5 08	Mo	Tu	We	Th	Fr	Sa	Su		Ar Portland.....	5 08	Mo	Tu	We	Th	Fr	Sa	Su		Ar Portland.....	5 08	Mo	Tu	We	Th	Fr	Sa	Su	
Lv Seattle (King St.) No. 408	12 30	Mo	Tu	We	Th	Fr	Sa	Su		Lv Seattle (King St.) No. 408	12 30	Mo	Tu	We	Th	Fr	Sa	Su		Lv Vancouver, B. C. (G. N.)	9 00	Mo	Tu	We	Th	Fr	Sa	Su	
Lv Tacoma.....	1 24	Mo	Tu	We	Th	Fr	Sa	Su		Lv Tacoma.....	1 24	Mo	Tu	We	Th	Fr	Sa	Su		Ar Seattle.....	2 30	Mo	Tu	We	Th	Fr	Sa	Su	
Ar Portland..... No. 408	5 05	Mo	Tu	We	Th	Fr	Sa	Su		Ar Portland..... No. 408	5 05	Mo	Tu	We	Th	Fr	Sa	Su		Lv Seattle (Union Sta.) No. 458	4 30	Mo	Tu	We	Th	Fr	Sa	Su	
Lv Portland..... No. 23 S.P.	5 20	Mo	Tu	We	Th	Fr	Sa	Su		Lv Portland..... No. 23 S.P.	5 20	Mo	Tu	We	Th	Fr	Sa	Su		Lv Tacoma.....	5 45	Mo	Tu	We	Th	Fr	Sa	Su	
Lv Salem.....	6 57	Mo	Tu	We	Th	Fr	Sa	Su		Lv Salem.....	6 57	Mo	Tu	We	Th	Fr	Sa	Su		Ar Portland..... No. 458	9 40	Mo	Tu	We	Th	Fr	Sa	Su	
Lv Albany.....	7 40	Mo	Tu	We	Th	Fr	Sa	Su		Lv Albany.....	7 40	Mo	Tu	We	Th	Fr	Sa	Su		Lv Portland..... No. 17 S.P.	10 00	Mo	Tu	We	Th	Fr	Sa	Su	
Lv Eugene.....	8 48	Mo	Tu	We	Th	Fr	Sa	Su		Lv Eugene.....	8 48	Mo	Tu	We	Th	Fr	Sa	Su		Lv Salem.....	11 49	Mo	Tu	We	Th	Fr	Sa	Su	
Lv Klamath Falls.....	3 05	Tu	We	Th	Fr	Sa	Su	Mo		Lv Klamath Falls.....	3 05	Tu	We	Th	Fr	Sa	Su	Mo		Lv Albany.....	12 45	Tu	We	Th	Fr	Sa	Su	Mo	
Lv Dunsuir.....	6 30	Tu	We	Th	Fr	Sa	Su	Mo		Lv Dunsuir.....	6 30	Tu	We	Th	Fr	Sa	Su	Mo		Lv Eugene.....	1 55	Tu	We	Th	Fr	Sa	Su	Mo	
Lv Gerber.....	9 45	Tu	We	Th	Fr	Sa	Su	Mo		Lv Gerber.....	9 45	Tu	We	Th	Fr	Sa	Su	Mo		Lv Klamath Falls.....	8 40	Tu	We	Th	Fr	Sa	Su	Mo	
Ar Davis.....	12 10	Tu	We	Th	Fr	Sa	Su	Mo		Ar Davis.....	12 10	Tu	We	Th	Fr	Sa	Su	Mo		Lv Dunsuir.....	12 20	Tu	We	Th	Fr	Sa	Su	Mo	
Ar Berkeley.....	1 52	Tu	We	Th	Fr	Sa	Su	Mo		Ar Berkeley.....	1 52	Tu	We	Th	Fr	Sa	Su	Mo		Ar Gerber.....	4 00	Tu	We	Th	Fr	Sa	Su	Mo	
Ar Oakland (16th St.).....	2 08	Tu	We	Th	Fr	Sa	Su	Mo		Ar Oakland (16th St.).....	2 08	Tu	We	Th	Fr	Sa	Su	Mo		Ar Davis.....	7 15	Tu	We	Th	Fr	Sa	Su	Mo	
Ar Oakland Pier.....	2 15	Tu	We	Th	Fr	Sa	Su	Mo		Ar Oakland Pier.....	2 15	Tu	We	Th	Fr	Sa	Su	Mo		Ar Berkeley.....	9 17	Tu	We	Th	Fr	Sa	Su	Mo	
Ar San Francisco (Market St.)	2 50	Tu	We	Th	Fr	Sa	Su	Mo		Ar San Francisco (Market St.)	2 50	Tu	We	Th	Fr	Sa	Su	Mo		Ar Oakland (16th St.).....	9 32	Tu	We	Th	Fr	Sa	Su	Mo	
																				Ar Oakland Pier.....	9 40	Tu	We	Th	Fr	Sa	Su	Mo	
																				Ar San Francisco (Market St.)	10 20	Tu	We	Th	Fr	Sa	Su	Mo	

Train 19—Klamath

Lv Spokane..... U. P. No. 11	9 00	Mo	Tu	We	Th	Fr	Sa	Su	Mo
Ar Portland.....	7 35	Tu	We	Th	Fr	Sa	Su	Mo	
Lv Spokane..... (SP&S) No. 1	9 45	Mo	Tu	We	Th	Fr	Sa	Su	Mo
Ar Portland.....	7 35	Tu	We	Th	Fr	Sa	Su	Mo	
Lv Vancouver, B. C. (G. N.)	4 15	Mo	Tu	We	Th	Fr	Sa	Su	Mo
Ar Seattle.....	9 35	Mo	Tu	We	Th	Fr	Sa	Su	Mo
Lv Seattle (King St.) No. 42	11 30	Mo	Tu	We	Th	Fr	Sa	Su	Mo
Lv Tacoma.....	1 00	Tu	We	Th	Fr	Sa	Su	Mo	
Ar Portland..... No. 402	6 45	Tu	We	Th	Fr	Sa	Su	Mo	
Lv Portland..... No. 19 S.P.	8 00	Tu	We	Th	Fr	Sa	Su	Mo	
Lv Salem.....	9 55	Tu	We	Th	Fr	Sa	Su	Mo	
Lv Albany.....	10 44	Tu	We	Th	Fr	Sa	Su	Mo	
Lv Eugene.....	12 15	Tu	We	Th	Fr	Sa	Su	Mo	
Lv Klamath Falls.....	7 40	Tu	We	Th	Fr	Sa	Su	Mo	
▲ Lv Grants Pass... P.G.L. Bus	5 40	Tu	We	Th	Fr	Sa	Su	Mo	
Lv Medford.....	6 30	Tu	We	Th	Fr	Sa	Su	Mo	
Lv Ashland.....	7 24	Tu	We	Th	Fr	Sa	Su	Mo	
▲ Ar Dunsuir... P. G. L. Bus	10 35	Tu	We	Th	Fr	Sa	Su	Mo	
Lv Dunsuir..... S.P.	12 05	We	Th	Fr	Sa	Su	Mo	Tu	
Ar Davis.....	7 30	We	Th	Fr	Sa	Su	Mo	Tu	
Lv Davis..... (No. 262)	7 05	We	Th	Fr	Sa	Su	Mo	Tu	
Ar Sacramento.....	8 45	We	Th	Fr	Sa	Su	Mo	Tu	
Ar Martinez.....	8 50	We	Th	Fr	Sa	Su	Mo	Tu	
Lv Martinez..... (No. 52)	9 44	We	Th	Fr	Sa	Su	Mo	Tu	
Ar Fresno.....	1 50	We	Th	Fr	Sa	Su	Mo	Tu	
Ar Bakersfield.....	4 22	We	Th	Fr	Sa	Su	Mo	Tu	
Ar Los Angeles (No. 52)	10 00	We	Th	Fr	Sa	Su	Mo	Tu	
Ar Berkeley.....	9 47	We	Th	Fr	Sa	Su	Mo	Tu	
Ar Oakland (16th St.).....	10 02	We	Th	Fr	Sa	Su	Mo	Tu	
Ar Oakland Pier.....	10 10	We	Th	Fr	Sa	Su	Mo	Tu	
Ar San Francisco (Market St.)	10 50	We	Th	Fr	Sa	Su	Mo	Tu	

Train 15—West Coast—(15-60)

Lv Spokane (NP-SP&S) No. 5-3	7 00	Mo	Tu	We	Th	Fr	Sa	Su	
Ar Portland.....	5 08	Mo	Tu	We	Th	Fr	Sa	Su	
Lv Seattle (King St.) No. 408	12 30	Mo	Tu	We	Th	Fr	Sa	Su	
Lv Tacoma.....	1 24	Mo	Tu	We	Th	Fr	Sa	Su	
Ar Portland..... No. 408	5 05	Mo	Tu	We	Th	Fr	Sa	Su	
Lv Portland..... No. 15 S.P.	7 00	Mo	Tu	We	Th	Fr	Sa	Su	
Lv Salem.....	8 50	Mo	Tu	We	Th	Fr	Sa	Su	
Lv Albany.....	9 45	Mo	Tu	We	Th	Fr	Sa	Su	
Lv Eugene.....	11 00	Mo	Tu	We	Th	Fr	Sa	Su	
Lv Klamath Falls.....	6 05	Tu	We	Th	Fr	Sa	Su	Mo	
▲ Lv Grants Pass... P.G.L. Bus	4 55	Tu	We	Th	Fr	Sa	Su	Mo	
Lv Medford.....	6 05	Tu	We	Th	Fr	Sa	Su	Mo	
Lv Ashland.....	6 39	Tu	We	Th	Fr	Sa	Su	Mo	
▲ Ar Dunsuir... P.G.L. Bus	9 50	Tu	We	Th	Fr	Sa	Su	Mo	
Lv Dunsuir..... S.P.	10 15	Tu	We	Th	Fr	Sa	Su	Mo	
Ar Davis.....	5 35	Tu	We	Th	Fr	Sa	Su	Mo	
Ar Sacramento.....	6 00	Tu	We	Th	Fr	Sa	Su	Mo	
Lv Sacramento..... Nos. 15-60	7 15	Tu	We	Th	Fr	Sa	Su	Mo	
Ar Stockton.....	8 42	Tu	We	Th	Fr	Sa	Su	Mo	
Ar Fresno.....	12 35	We	Th	Fr	Sa	Su	Mo	Tu	
Ar Bakersfield.....	3 30	We	Th	Fr	Sa	Su	Mo	Tu	
Ar Los Angeles.....	9 55	We	Th	Fr	Sa	Su	Mo	Tu	

San Francisco connection from Train 15 at Sacramento.

Lv Sacramento... No. 241 S.P.	7 40	Tu	We	Th	Fr	Sa	Su	Mo	
Ar Berkeley.....	10 05	Tu	We	Th	Fr	Sa	Su	Mo	
Ar Oakland (16th St.).....	10 18	Tu	We	Th	Fr	Sa	Su	Mo	
Ar San Francisco (Market St.)	10 50	Tu	We	Th	Fr	Sa	Su	Mo	

Train 329—Rogue River

Lv Portland..... No. 329 S. P.	7 15	Mo	Tu	We	Th	Fr	Sa	Su	
Lv Salem.....	9 30	Mo	Tu	We	Th	Fr	Sa	Su	
Lv Albany.....	10 35	Mo	Tu	We	Th	Fr	Sa	Su	
Lv Eugene.....	12 05	Tu	We	Th	Fr	Sa	Su	Mo	
Lv Grants Pass.....	7 34	Tu	We	Th	Fr	Sa	Su	Mo	
Lv Medford.....	8 55	Tu	We	Th	Fr	Sa	Su	Mo	
Ar Ashland..... No. 329 "	9 25	Tu	We	Th	Fr	Sa	Su	Mo	

Train 329-334 Portland—Marshfield

Lv Portland.....	7 15	Mo	Tu	We	Th	Fr	Sa	Su	Mo
Ar North Bend.....	6 35	Tu	We	Th	Fr	Sa	Su	Mo	Tu
Ar Marshfield.....	7 00	Tu	We	Th	Fr	Sa	Su	Mo	Tu

Train 23—Cascade

Standard Sleepers: ★Seattle to San Francisco (Sections, Bedrooms, Compartments, Drawing-Rooms).

★Portland to San Francisco (Sections, Bedrooms, Compartments, Drawing-Rooms).

Dining Car: ★For Meal Service.

Tickets Honored: Ask Agents.

Train 19—Klamath

Standard Sleepers: ★Seattle to San Francisco (Sections, Drawing-Room, Compartments).

★Portland to San Francisco (Sections, Drawing-Room)

★Dunsuir to San Francisco (Sections, Drawing-Room) (Open for occupancy at Dunsuir 9:00 PM.)

Tourist Sleepers: ★Seattle to San Francisco.

★Portland to San Francisco.

Reclining Chair Car and Coach: ★Portland to San Francisco.

★Dunsuir to San Francisco.

Dining Car: ★For Meal Service.

Tickets Honored: All classes.

Train 23—Beaver

Tourist Sleepers: ★Portland to San Francisco.

Streamlined Reclining Chair Cars: *(All seats in chair cars must be reserved in advance.)*

★Portland to San Francisco.

Dining Car: ★Serving "Economy" meals. Breakfast 50c to 75c; Dinner 75c to \$1.00. Also low priced a la carte items.

Tickets Honored: All classes.

Train 15—West Coast—(15-60)

Standard Sleepers: ★Portland to Los Angeles via Sacramento. (Sections, Drawing-Rooms, Compartments).

★Sacramento to Los Angeles (Sections, Bedrooms, Drawing-Room).

Tourist Sleepers: ★Portland to Los Angeles.

★Sacramento to Los Angeles.

Reclining Chair Cars: ★Portland to Los Angeles.

Dining Car: ★ For Meal Service.

Tickets Honored: All classes.

Train 17—Oregonian

Standard Sleepers: ★Seattle and Portland to San Francisco (Sections, Drawing-Rooms, Compartments).

Tourist Sleeper: ★Portland to San Francisco.

Portland Sleepers ready for occupancy at 8:45 PM.

Reclining Chair Car: ★Portland to San Francisco.

Dining Car: ★For Meal Service.

Tickets Honored: All classes.

Trains 329-334

Standard Sleepers: ★Portland to Ashland. (Sections, Drawing-Rooms).

Tourist Sleeper: Portland to Eugene (enroute to Marshfield—occupancy at Marshfield until 8:00 AM.)

Coaches: ★Portland to Ashland.

Portland to Marshfield.

Lunch Car: ★Portland to Ashland.

Train 201-241—Gerber—Marysville—Sacramento—San Francisco

Lv Gerber.....	No. 201	2 55
Lv Chico.....	"	3 54
Lv Marysville.....	"	5 20
Ar Sacramento.....	No. 201	6 55
Lv Sacramento.....	No. 241	7 40
Ar San Francisco (Market Street)	No. 241	10 50

Train 201-241

Coaches: ★Gerber to San Francisco.

Tickets Honored: All classes.

All PM time in Dark faced figures.

▲—Regularly assigned cars are air-conditioned.

▲—Pacific Greyhound Bus.

*—Daily.

□—Pacific Greyhound Bus from Grants Pass, Ore. arrives Dunsuir 9:50 AM.

All PM time in Dark faced figures.

▲—Regularly assigned cars are air-conditioned.

▲—Pacific Greyhound Bus.

*—Daily.

□—Pacific Greyhound Bus from Grants Pass, Ore. arrives Dunsuir 9:50 AM.

All PM time in Dark faced figures.

▲—Regularly assigned cars are air-conditioned.

▲—Pacific Greyhound Bus.

*—Daily.

□—Pacific Greyhound Bus from Grants Pass, Ore. arrives Dunsuir 9:50 AM.

Shasta Route—Northbound

San Francisco, Sacramento, Portland, Spokane, Tacoma, Seattle
Los Angeles, Bakersfield, Fresno, Portland

Table 95

Train 24—Cascade

Lv San Francisco (Market St.)	4 00	Mo	Tu	We	Th	Fr	Sa	Su
Lv Oakland Pier..... S.P.	4 35	Mo	Tu	We	Th	Fr	Sa	Su
Lv Oakland (16th Street)	4 44	Mo	Tu	We	Th	Fr	Sa	Su
Lv Berkeley..... "	4 55	Mo	Tu	We	Th	Fr	Sa	Su
Ar Davis..... "	6 25	Mo	Tu	We	Th	Fr	Sa	Su
Lv Sacramento..... No. 223	5 10	Mo	Tu	We	Th	Fr	Sa	Su
Ar Davis..... "	5 27	Mo	Tu	We	Th	Fr	Sa	Su
Lv Davis..... S.P.	6 35	Mo	Tu	We	Th	Fr	Sa	Su
Lv Dunsmuir..... "	12 50	Tu	We	Th	Fr	Sa	Su	Mo
Ar Klamath Falls..... "	4 00	Tu	We	Th	Fr	Sa	Su	Mo
Ar Eugene..... "	9 38	Tu	We	Th	Fr	Sa	Su	Mo
Ar Albany..... "	10 64	Tu	We	Th	Fr	Sa	Su	Mo
Ar Salem..... "	11 27	Tu	We	Th	Fr	Sa	Su	Mo
Ar Portland..... No. 24	1 05	Tu	We	Th	Fr	Sa	Su	Mo
Lv Portland..... No. 407	1 30	Tu	We	Th	Fr	Sa	Su	Mo
Ar Tacoma..... "	4 48	Tu	We	Th	Fr	Sa	Su	Mo
Ar Seattle (King St.) No. 407	5 50	Tu	We	Th	Fr	Sa	Su	Mo
Lv Seattle..... G. N. No. 358	6 00	Tu	We	Th	Fr	Sa	Su	Mo
Ar Vancouver, B. C..... "	11 15	Tu	We	Th	Fr	Sa	Su	Mo

Train 18—Oregonian

Lv San Francisco (Market St.)	6 50	Mo	Tu	We	Th	Fr	Sa	Su
Lv Oakland Pier..... S.P.	7 15	Mo	Tu	We	Th	Fr	Sa	Su
Lv Oakland (16th Street)	7 30	Mo	Tu	We	Th	Fr	Sa	Su
Lv Berkeley..... "	7 45	Mo	Tu	We	Th	Fr	Sa	Su
Ar Davis..... "	9 50	Mo	Tu	We	Th	Fr	Sa	Su
Lv Sacramento No. 241	7 40	Mo	Tu	We	Th	Fr	Sa	Su
Ar Davis..... "	8 00	Mo	Tu	We	Th	Fr	Sa	Su
Lv Dunsmuir..... "	10 00	Mo	Tu	We	Th	Fr	Sa	Su
Ar Dunsmuir..... "	11 15	Mo	Tu	We	Th	Fr	Sa	Su
Lv Dunsmuir, P. G. L. Bus	7 30	Tu	We	Th	Fr	Sa	Su	Mo
Ar Ashland..... "	10 37	Tu	We	Th	Fr	Sa	Su	Mo
Ar Medford..... "	11 13	Tu	We	Th	Fr	Sa	Su	Mo
Ar Grants Pass, P.G.L. Bus	12 25	Tu	We	Th	Fr	Sa	Su	Mo
Lv Dunsmuir..... S.P.	4 30	Tu	We	Th	Fr	Sa	Su	Mo
Ar Klamath Falls..... "	7 40	Tu	We	Th	Fr	Sa	Su	Mo
Ar Eugene..... "	1 48	Tu	We	Th	Fr	Sa	Su	Mo
Ar Albany..... "	3 10	Tu	We	Th	Fr	Sa	Su	Mo
Ar Salem..... "	3 55	Tu	We	Th	Fr	Sa	Su	Mo
Ar Portland..... No. 18	5 45	Tu	We	Th	Fr	Sa	Su	Mo
Lv Portland..... No. 401	11 30	Tu	We	Th	Fr	Sa	Su	Mo
Ar Tacoma..... "	6 00	We	Th	Fr	Sa	Su	Mo	Tu
Ar Seattle (King St.) No. 401	6 45	We	Th	Fr	Sa	Su	Mo	Tu
Lv Portland..... U. P. No. 12	8 00	Tu	We	Th	Fr	Sa	Su	Mo
Ar Spokane..... "	6 40	We	Th	Fr	Sa	Su	Mo	Tu
Lv Portland..... S.P.&S. No. 2	8 00	Tu	We	Th	Fr	Sa	Su	Mo
Ar Spokane..... "	6 50	We	Th	Fr	Sa	Su	Mo	Tu

Train 24—Cascade

Standard Sleepers: ★San Francisco to Seattle (Sections, Bedrooms, Compartments, Drawing-Rooms).
★San Francisco to Portland (Sections, Bedrooms, Compartments, Drawing-Rooms).
Dining Car: ★For Meal Service. (Dinner served from San Francisco).
Tickets Honored: Ask Agents.

Train 18—Oregonian

Standard Sleepers: ★San Francisco to Seattle (Sections, Drawing-Room, Compartments).
★San Francisco to Portland (Sections, Drawing-Room).
★San Francisco to Dunsmuir (Sections, Drawing-Room) (Occupancy at Dunsmuir until 8:00AM).
Tourist Sleepers: ★San Francisco to Seattle.
★San Francisco to Portland.
Reclining Chair Cars: ★San Francisco to Portland.
Coach: ★San Francisco to Dunsmuir.
Dining Car: ★For Meal Service—(Dinner served from San Francisco).
Tickets Honored: All classes.

All PM time in dark faced figures.

- ★ Regularly assigned cars are air-conditioned.
- *—Daily.
- ▲—Pacific Greyhound Bus.
- a—Standard sleeper parked until departure Siskiyou Line Bus 7:30AM.
- b—Stops on flag to detain pay passengers from Davis or beyond.
- c—Connection with Pacific Greyhound Bus for Grants Pass, Ore.
- d—Connection with Pacific Greyhound Bus for Medford, Ore.
- f—Flag stop to entrain or detain passengers.

Train 24—Beaver

Lv San Francisco (Market St.)	4 00	Mo	Tu	We	Th	Fr	Sa	Su
Lv Oakland Pier..... S.P.	4 35	Mo	Tu	We	Th	Fr	Sa	Su
Lv Oakland (16th Street)	4 44	Mo	Tu	We	Th	Fr	Sa	Su
Lv Berkeley..... "	4 55	Mo	Tu	We	Th	Fr	Sa	Su
Ar Davis..... "	6 25	Mo	Tu	We	Th	Fr	Sa	Su
Lv Sacramento No. 223	5 10	Mo	Tu	We	Th	Fr	Sa	Su
Ar Davis..... "	5 27	Mo	Tu	We	Th	Fr	Sa	Su
Lv Davis..... S.P.	6 35	Mo	Tu	We	Th	Fr	Sa	Su
Lv Dunsmuir..... "	12 50	Tu	We	Th	Fr	Sa	Su	Mo
Ar Klamath Falls..... "	4 00	Tu	We	Th	Fr	Sa	Su	Mo
Ar Eugene..... "	9 38	Tu	We	Th	Fr	Sa	Su	Mo
Ar Albany..... "	10 64	Tu	We	Th	Fr	Sa	Su	Mo
Ar Salem..... "	11 27	Tu	We	Th	Fr	Sa	Su	Mo
Ar Portland..... No. 24	1 05	Tu	We	Th	Fr	Sa	Su	Mo
Lv Portland..... No. 407	1 30	Tu	We	Th	Fr	Sa	Su	Mo
Ar Tacoma..... "	4 48	Tu	We	Th	Fr	Sa	Su	Mo
Ar Seattle (King St.) No. 407	5 50	Tu	We	Th	Fr	Sa	Su	Mo
Lv Seattle..... G. N. No. 358	6 00	Tu	We	Th	Fr	Sa	Su	Mo
Ar Vancouver, B. C..... "	11 15	Tu	We	Th	Fr	Sa	Su	Mo

Train 16—West Coast—(59-16)

Lv San Francisco (MktSt)	7 30	Tu	We	Th	Fr	Sa	Su	Mo
Lv Oakland Pier..... No. 224	7 56	Tu	We	Th	Fr	Sa	Su	Mo
Lv Oakland (16th St.)	8 02	Tu	We	Th	Fr	Sa	Su	Mo
Lv Berkeley..... "	8 11	Tu	We	Th	Fr	Sa	Su	Mo
Ar Sacramento..... "	9 50	Tu	We	Th	Fr	Sa	Su	Mo
Lv Los Angeles No. 59 S.P.	5 30	Mo	Tu	We	Th	Fr	Sa	Su
Lv Bakersfield..... "	11 59	Mo	Tu	We	Th	Fr	Sa	Su
Lv Fresno..... "	3 20	Tu	We	Th	Fr	Sa	Su	Mo
Lv Stockton..... "	7 20	Tu	We	Th	Fr	Sa	Su	Mo
Ar Sacramento..... Nos. 59-16	9 00	Tu	We	Th	Fr	Sa	Su	Mo
Lv Sacramento..... "	10 20	Tu	We	Th	Fr	Sa	Su	Mo
Lv Davis..... "	10 45	Tu	We	Th	Fr	Sa	Su	Mo
Lv Gerber..... "	2 15	Tu	We	Th	Fr	Sa	Su	Mo
Ar Dunsmuir..... "	6 30	Tu	We	Th	Fr	Sa	Su	Mo
Ar Klamath Falls..... "	10 50	Tu	We	Th	Fr	Sa	Su	Mo
Ar Eugene..... "	5 55	We	Th	Fr	Sa	Su	Mo	Tu
Ar Albany..... "	7 18	We	Th	Fr	Sa	Su	Mo	Tu
Ar Salem..... "	8 05	We	Th	Fr	Sa	Su	Mo	Tu
Ar Portland..... No. 16 S.P.	10 05	We	Th	Fr	Sa	Su	Mo	Tu
Lv Portland..... No. 407	1 30	We	Th	Fr	Sa	Su	Mo	Tu
Ar Tacoma..... "	4 48	We	Th	Fr	Sa	Su	Mo	Tu
Ar Seattle (King St.) No. 407	5 50	We	Th	Fr	Sa	Su	Mo	Tu
Lv Seattle..... G. N. No. 358	6 00	We	Th	Fr	Sa	Su	Mo	Tu
Ar Vancouver, B. C..... "	11 15	We	Th	Fr	Sa	Su	Mo	Tu

Train 24—Beaver

Tourist Sleepers: ★San Francisco to Portland.
Streamlined Reclining Chair Cars: (All seats in chair cars must be reserved in advance).
★San Francisco to Portland.
Dining Car: ★Serving "Economy" Meals. Breakfast 50c to 75c; Dinner 75c to \$1.00. Also low priced a la carte items. (Dinner served from San Francisco).
Tickets Honored: All classes.

Train 16—West Coast—(59-16)

Standard Sleeper: ★Los Angeles to Portland via Sacramento (Sections, Drawing-Rooms, Compartments).
★Los Angeles to Sacramento (Sections, Bedrooms).
Tourist Sleepers: ★Los Angeles to Portland.
Reclining Chair Cars: ★Los Angeles to Portland.
Dining Car: ★For Meal Service. (Dinner served from Los Angeles).
Coaches and Cafe-Lounge: San Francisco to Sacramento (on Train No. 224).
Tickets Honored: All classes.

San Francisco to Ashland—Medford—Grants Pass

Daily Service	No. 16	No. 18	No. 20
Lv San Francisco (Mkt. St.) S.P.	* 7 30 Mo	* 6 39 Mo	* 8 09 Mo
Lv Oakland (16th St.)	" 8 02 Mo	" 7 39 Mo	" 8 55 Mo
Lv Berkeley	" 8 13 Mo	" 7 45 Mo	" 9 10 Mo
Ar Dunsmuir..... S.P.	6 30 Mo	4 15 Tu	7 45 Tu
Lv Dunsmuir..... P.G.L. Bus	7 09 Mo	7 30 Tu	8 15 Tu
Ar Ashland..... "	10 07 Mo	10 37 Tu	11 22 Tu
Ar Medford..... "	10 30 Mo	11 13 Tu	11 58 Tu
Ar Grants Pass..... P.G.L. Bus	11 50 Mo	12 25 Tu

Train 20—Klamath

Lv San Francisco (Market St.)	8 00	Mo	Tu	We	Th	Fr	Sa	Su
Lv Oakland Pier..... S.P.	8 40	Mo	Tu	We	Th	Fr	Sa	Su
Lv Oakland (16th St.)	8 55	Mo	Tu	We	Th	Fr	Sa	Su
Lv Berkeley..... "	9 10	Mo	Tu	We	Th	Fr	Sa	Su
Lv Martinez..... "	10 10	Mo	Tu	We	Th	Fr	Sa	Su
Ar Davis..... "	11 15	Mo	Tu	We	Th	Fr	Sa	Su
Lv Sacramento No. 261	10 30	Mo	Tu	We	Th	Fr	Sa	Su
Ar Davis..... "	10 50	Mo	Tu	We	Th	Fr	Sa	Su
Lv Davis..... "	11 45	Mo	Tu	We	Th	Fr	Sa	Su
Ar Dunsmuir..... "	d 7 45	Tu	We	Th	Fr	Sa	Su	Mo
Ar Klamath Falls..... "	11 50	Tu	We	Th	Fr	Sa	Su	Mo
Ar Eugene..... "	6 28	Tu	We	Th	Fr	Sa	Su	Mo
Ar Albany..... "	8 05	Tu	We	Th	Fr	Sa	Su	Mo
Ar Salem..... "	8 59	Tu	We	Th	Fr	Sa	Su	Mo
Ar Portland..... No. 20	10 50	Tu	We	Th	Fr	Sa	Su	Mo
Lv Portland..... No. 401	11 30	Tu	We	Th	Fr	Sa	Su	Mo
Ar Tacoma..... "	5 00	We	Th	Fr	Sa	Su	Mo	Tu
Ar Seattle (King St.) No. 401	6 45	We	Th	Fr	Sa	Su	Mo	Tu
Lv Seattle..... G. N. No. 360	8 30	We	Th	Fr	Sa	Su	Mo	Tu
Ar Vancouver, B. C..... "	2 15	We	Th	Fr	Sa	Su	Mo	Tu

Train 330—Rogue River

Lv Ashland..... No. 330	6 30	Mo	Tu	We	Th	Fr	Sa	Su
Lv Medford..... "	7 15	Mo	Tu	We	Th	Fr	Sa	Su
Lv Grants Pass..... "	8 15	Mo	Tu	We	Th	Fr	Sa	Su
Lv Eugene..... "	3 30	Tu	We	Th	Fr	Sa	Su	Mo
Lv Albany..... "	4 50	Tu	We	Th	Fr	Sa	Su	Mo
Lv Salem..... "	5 50	Tu	We	Th	Fr	Sa	Su	Mo
Ar Portland..... No. 330	7 55	Tu	We	Th	Fr	Sa	Su	Mo

Train 333-330—Marshfield—Portland

Lv Marshfield.....	7 00	Mo	Tu	We	Th	Fr	Sa	Su
Lv North Bend.....	7 12	Mo	Tu	We	Th	Fr	Sa	Su
Ar Portland.....	7 55	Tu	We	Th	Fr	Sa	Su	Mo

Los Angeles—Oakland Pier—Portland

Lv Los Angeles..... No. 99	8 15	Mo	Tu	We	Th	Fr	Sa	Su
Lv Santa Barbara.....	10 35	Mo	Tu	We	Th	Fr	Sa	Su
Ar San Jose.....	4 58	Mo	Tu	We	Th	Fr	Sa	Su
Lv San Jose..... No. 255	5 08	Mo	Tu	We	Th	Fr	Sa	Su
Ar Oakland Pier.....	6 35	Mo	Tu	We	Th	Fr	Sa	Su
Oregonian								
Lv Oakland Pier..... No. 18	7 15	Mo	Tu	We	Th	Fr	Sa	Su
Ar Portland.....	5 45	Tu	We	Th	Fr	Sa	Su	Mo

Train 20—Klamath

Standard Sleeper: ★San Francisco to Portland (Sections, Drawing-Room).
Tourist Sleeper: ★San Francisco to Portland.
Reclining Chair Car and Coach: ★San Francisco to Portland.
Dining Car: ★For Meal Service—(Does not serve dinner from San Francisco).
Tickets Honored: All classes.

Train 333-330

Standard Sleepers: ★Ashland to Portland (Sections, Drawing-Rooms). (Request Pullman Space from Agent Medford).
Tourist Sleeper: Eugene to Portland (enroute from Marshfield).
Coaches: ★Ashland to Portland.
Marshfield to Portland.
Lunch Car: ★Ashland to Portland.
Tickets Honored: All classes.

Train 202

Coaches: ★Sacramento to Gerber.
Tickets Honored: All classes.

Train 202—Sacramento—Marysville—Gerber

Lv San Francisco (Market Street)	(Senator) No. 224	* 7 30
Ar Sacramento.....	No. 224	9 50
Train No. 202		
Lv Sacramento.....	No. 202	* 10 00
Lv Marysville.....	"	11 35
Lv Chico.....	"	12 55
Ar Gerber.....	No. 202	1 55

Shasta Route—Northbound

San Francisco, Los Angeles, Sacramento to Portland

Before boarding train ask Brakeman or Conductor if train stops at station to which you are ticketed. There are stations at which some trains do not stop.

Northbound San Francisco, Los Angeles, Klamath Falls

Elev (A)	Table 98	West Coast				Ore-gonian No. 24 Daily	Klamath No. 20 Daily	224- 202 Daily	204 Daily
		Mis.	224-16 Daily	Cascade No. 24 Daily	Beaver No. 24 Daily				
6	Lv San Francisco, Mkt. St.		7 30	4 00	6 30	8 00			
14	Lv Oakland Pier Ferry	4	7 50	4 20	6 50	8 20			
14	Lv Oakland Pier	4	7 56	4 35	7 00	8 30			
10	Lv Oakland (16th St.)	6	8 02	4 44	7 15	8 45			
18	Lv Berkeley (Univ. Av.)	9	8 11	4 55	7 45	9 15			
41	Richmond	15			8 00	9 25			
14	Lv Crockett (to Vallejo)	29			8 30	9 54			
10	Lv Martinez (to Benicia)	35			8 50	10 10			
293	Lv Los Angeles No. 51	0			8 00	8 00			
414	Lv Bakersfield	170			1 19	1 19			
290	Lv Fresno	277			1 40	1 40			
10	Lv Martinez No. 51	448			7 35	7 35			
10	Lv Martinez	35			8 50	10 10		7 13	
12	Lv Suisun-Fairfield	52			9 13	10 35		7 50	
67	Lv Dixon	71			9 37	11 02		8 27	
52	Lv Davis	79	9 33	6 25	9 54	11 15		8 50	
39	Lv Sacramento	92	9 50		9 50	11 15		9 15	
253	Lv Los Angeles	0	5 30			8 00			
425	Lv Glendale	6	5 53			8 21			
414	Lv Bakersfield	170	11 59			1 19			
290	Lv Fresno	277	3 20			3 40			
171	Lv Merced	332	5 00			4 50			
24	Lv Stockton	339	7 20			7 10			
35	Lv Sacramento	448	9 00			9 10			
162	Lv Sacramento	0	18			10 00			
167	Lv Roseville	8	10			10 35			
116	Lv Lincoln	28	28			10 51			
90	Lv Sheridan	36	36			11 04			
72	Lv Wheatland	53	53			11 09			
87	Lv Marysville	62	62			11 35			
80	Lv Live Oak	69	69			11 52			
98	Lv Gridley	79	79			12 01			
112	Lv Biggs	83	83			12 10			
125	Lv Richvale	89	89			12 20			
164	Lv Nelson	89	89			12 35			
193	Lv Durham	95	95			12 55			
211	Lv Chico	114	114			1 25			
227	Lv Vina	121	121			1 37			
223	Lv Tehama	123	123			1 45			
35	Lv Sacramento	0	10 20	5 10	7 40	10 30			
52	Lv Davis	13	10 45	5 27	8 00	10 50			
52	Lv Davis	79	10 45	6 35	10 10	11 45			
62	Lv Woodland	88	11 05		10 17	12 05			
78	Lv Yolo	93			10 17	12 05			
51	Lv Zamora	99			10 17	12 05			
68	Lv Dunnigan	106			10 17	12 05			
139	Lv Arbuckle	117	11 45		10 17	12 05			
84	Lv Williams (Colusa) (107)	127	12 01		10 17	12 05			
95	Lv Maxwell	136			10 17	12 05			
95	Lv Delavan	141			10 17	12 05			
97	Lv Norman	145			10 17	12 05			
137	Lv Willows	152	12 40		11 40	1 50			
170	Lv Artois	160			12 05	2 15			
259	Lv Orland	168	1 05		12 23	2 37			
226	Lv Kirkwood	176			12 23	2 37			
277	Lv Corning	182	1 27		12 23	2 37			
276	Lv Richfield	185			12 23	2 37			
223	Lv Tehama	190	1 40	8 50	12 35	2 50			
223	Lv Tehama	190	1 40	8 50	12 35	2 50			
246	Lv Gerber	191	1 50	9 00	12 45	3 00			
246	Lv Gerber	191	2 15	9 20	1 00	3 00			
309	Lv Red Bluff	201	2 35	9 40	1 18	3 15			
423	Lv Cottonwood	218	2 59	10 24	2 15	3 30			
434	Lv Anderson	225	3 29		2 15	3 30			
557	Lv Redding to Shasta	236	5 50		2 15	3 30			
844	Lv Central Valley (Dam)	244	4 10		2 15	3 30			
1137	Lv Delta (105)	267	5 00		2 15	3 30			
1947	Lv Castella	286			2 15	3 30			
2290	Lv Dunsuir	293	6 30	12 35	4 15	7 45			
2290	Lv Dunsuir	293	6 50	12 50	4 30	8 10			
2556	Lv Shasta Springs	296			4 30	8 10			
3553	Lv Mt. Shasta, (105)	307	7 40		4 30	8 10			
3903	Lv Black Butte	316	8 01	11 40	4 40	9 15			
3903	Lv Black Butte	316	8 01	11 40	4 40	9 15			
5063	Lv Grass Lake	339	8 50		4 40	9 15			
4674	Lv Leaf	351	9 10		4 40	9 15			
4647	Lv Bray	352			4 40	9 15			
4262	Lv Mt. Hebron	364			4 40	9 15			
4264	Lv Macdoel	377	9 50		4 40	9 15			
4243	Lv Dorris, California	367	10 05		4 40	9 15			
4105	Lv Klamath Falls	400	10 50	4 00	7 40	11 50			

515 PM time in Dark faced figures.
*Daily.
†Oregon Motor Stages.
‡Does not stop. For information only.
Δ—Air Mail dispatched.
▲—Pacific Greyhound daily Bus makes connection with trains at Dunsuir, Calif.
†Dunsuir standard sleeper on train No. 18 will be open for occupancy until departure Siskiyou Line Bus.
†Stops detain pay passengers from Klamath Falls or beyond.
†Stops on signal to entrain pay passengers for Woodland or beyond.
†Stops on signal to entrain for Eugene or beyond; also to detrain from Gerber or beyond.
†Stops entrain for Klamath Falls or beyond; also detrain from Sacramento or beyond.
†Stops on signal to entrain for Eugene or beyond; also to detrain from Klamath Falls or beyond.
†Flag stop to entrain or detrain passengers.
†Stops on signal to entrain pay passengers for Klamath Falls or beyond; also detrain from Davis or beyond.
†Stops on signal to entrain pay passengers for Woodland or beyond; also on Friday, Saturday and Sunday to detrain from Berkeley or beyond.
†Stops on flag to detrain passengers from Crescent Lake or beyond; also to entrain for Eugene or beyond.
†Stops on signal Sunday and Holidays only.
†Stops on flag May 15 to and including Sept. 30 only to entrain for Klamath Falls or beyond; also detrain from Gerber or beyond.
†Stops on flag to entrain for Klamath Falls or beyond; also detrain from Gerber or beyond.
†Stops on signal to detrain pay passengers from Davis or beyond.
†Stops on signal to detrain passengers from Berkeley or beyond; also entrain passengers for Eugene or beyond.
†Stops to detrain pay passengers from Davis or beyond; also entrain for Eugene or beyond.
†Stops on flag to detrain pay passengers from Eugene or beyond, also entrain for Portland or beyond.

Northbound Klamath Falls, Eugene, Portland

Elev (B)	Table 99	West Coast				Ore-gonian No. 18 Daily	Klamath No. 20 Daily
		Mis.	224-16 Daily	Cascade No. 24 Daily	Beaver No. 24 Daily		
4105	Lv Klamath Falls	400	11 10	4 15	4 15	7 55	12 10
4155	Lv Algoma	409	11 32			8 33	12 27
4154	Lv Modoc Point	416	11 45			8 33	12 40
4190	Lv Chiloquin	427	12 05			8 52	1 00
4533	Lv Kirk	441	12 31			9 11	1 25
4602	Lv Mazama	459				9 31	1 53
4657	Lv Yamsay	463				9 51	2 21
4761	Lv Chemult	474	1 27	6 08	6 08	10 05	2 51
4775	Lv Uml	494				10 25	3 21
4779	Lv Crescent Lake	499	2 15	6 45	6 45	10 50	3 30
4844	Lv Odell Lake	503				11 10	3 40
4840	Lv Cascade Summit	507	2 35			11 30	3 50
2076	Lv McCredie Springs	540				11 45	4 48
1206	Lv Oakridge	551	4 40			12 05	5 15
1108	Lv Westfir	553	4 42			12 25	5 45
741	Lv Lowell	574				12 45	6 15
457	Lv Springfield	590				1 05	6 45
426	Lv Eugene (118)	594	5 55	9 38	9 38	1 48	6 28
3903	Lv Black Butte, Cal.	0				8 11	8 56
3466	Lv Weed	7	7 41			8 36	9 21
2953	Lv Edgewood	19				8 36	9 21
2760	Lv Gazelle	6	8 06			8 36	9 21
2561	Lv Grenada	25				8 36	9 21
2542	Lv Yreka (To Montague)	32	8 43			8 36	9 21
2335	Lv Ager	42				8 36	9 21
2156	Lv Hornbrook	49	9 09			8 36	9 21
2905	Lv Hilt, California	58				8 36	9 21
4113	Lv Siskiyou Ore.	68				8 36	9 21
1874	Lv Ashland	85	10 05			8 36	9 21
1874	Lv Ashland	85	10 07			8 36	9 21
1629	Lv Talent	91				8 36	9 21
1370	Lv Medford (124)	98	10 30			8 36	9 21
1370	Lv Medford	98	10 30			8 36	9 21
1371	Lv Central Point	102	10 59			8 36	9 21
1081	Lv Gold Hill	113	11 17			8 36	9 21
907	Lv Rogue River	121	11 32			8 36	9 21
935	Lv Grants Pass (124)	130	11 50			8 36	9 21
935	Lv Grants Pass	130				8 36	9 21
1190	Lv Leland	150				8 36	9 21
1291	Lv Wolf Creek	158				8 36	9 21
1413	Lv Glendale	164				8 36	9 21
1009	Lv West Fork	178				8 36	9 21
705	Lv Riddle	200				8 36	9 21
609	Lv Myrtle Creek	206				8 36	9 21
528	Lv Dillard	218				8 36	9 21
459	Lv Roseburg (113)	229				8 36	9 21
518	Lv Sutherlin	242				8 36	9 21
426	Lv Oakland	245				8 36	9 21
356	Lv Yoncalla	260				8 36	9 21
296	Lv Drain	265				8 36	9 21
643	Lv Cottage Grove	283				8 36	9 21
541	Lv Creswell	292				8 36	9 21
499	Lv Goshen	297				8 36	9 21
426	Lv Eugene (118)	303				8 36	9 21
426	Lv Eugene	303				8 36	9 21
326	Lv Junction City	326				8 36	9 21
309	Lv Halseburg	326				8 36	9 21
282	Lv Halsey	326				8 36	9 21
262	Lv Shedd	326				8 36	9 21
245	Lv Tangent	331				8 36	9 21
213	Lv Albany (120, 121)	338				8 36	9 21
213	Lv Albany	338				8 36	9 21
227	Lv Corvallis	338				8 36	9 21
227	Lv Corvallis	338				8 36	9 21
213	Lv Albany	338				8 36	9 21
213							

Shasta Route

Connections in California, Oregon, Washington

(A) PORTLAND, TACOMA, SEATTLE
Table 100
 Pooled trains operated jointly by the Great Northern, Northern Pacific and Union Pacific.
Portland to Seattle

STATIONS	Mls.	U.P. 457	N.P. 407	G.N. 459	G.N. 401
Lv Portland, Ore.....	0	*8 45	*1 30	*4 00	11*30
Lv Vancouver, Wash.....	9	9 15	1 52	4 25	12 05
Lv Kelso-Longview.....	47	10 21	2 38	5 13	1 30
Lv Chehalis.....	87	11 37	3 54	6 06	2 45
Ar Centralia.....	91	11 46	3 55	6 16	2 55
Ar Tacoma, Wash.....	145	1 30	4 48	7 40	5 00
Ar Seattle (Union Sta.).....	183	2 55			
Ar Seattle (King St. Sta.).....	183		5 50	9 00	6 45

Seattle to Portland

STATIONS	Mls.	G.N. 460	N.P. 408	U.P. 458	G.N. 402
Lv Seattle (King St. Sta.)..	0	*8 20	12*30		11*30
Lv Seattle (Union Sta.).....	0			*4 30	
Lv Tacoma, Wash.....	40	9 40	1 24	5 45	1 00
Lv Centralia.....	89	11 15	2 43	7 06	2 53
Lv Chehalis.....	93	11 26	3 42	8 12	4 35
Lv Kelso-Longview.....	133	12 36	4 42	9 06	6 10
Ar Vancouver, Wash.....	172	1 45	4 38	9 06	6 10
Ar Portland, Ore.....	183	2 20	5 05	9 40	6 45

(B) PORTLAND, SPOKANE

U.P. 12	SP & S	SP&S-NP-4	Mls.	STATIONS	NP-SP 1	SP&S 1	U.P. 11
*8 00	* 8 00	* 9 00	0	Lv Portland.....	5 08	* 7 35	7 35
6 40	6 50	8 20	377	Ar Spokane.....	7 00	* 9 45	*9 00

(C) PORTLAND, ASTORIA, SEASIDE

* 8 00	0	Lv Portland (S. P. & S. Ry.) <th>Ar <th>7 05</th> </th>	Ar <th>7 05</th>	7 05
12 10	10 00	Ar Astoria.....	Lv	3 15
1 00	1 18	Ar Seaside.....	Lv	*2 15

(D) SEATTLE, VICTORIA, VANCOUVER
Table 101

Mls.	P. S. N.	G. N.	C. P. S. S.
0	Lv Seattle.....	11*45 8*30	6*00 7*20
96	Ar Bellingham.....	11 56 9 10	
81	Ar Victoria.....	8 45	12 35
81	Lv Victoria.....		1 20 12*00
164	Ar Vancouver.....	2 15 11 15	6 40 7 00

P. S. N.	G. N.	C. P. S. S.	
0	Lv Vancouver.....	9*00 4*15 10*30 12*00	
83	Ar Victoria.....		3 45 7 00
83	Lv Victoria.....	9*45	4 30
164	Ar Bellingham.....	11 27 6 37	
164	Ar Seattle.....	6 00 2 30 9 35 9 50	

(E) PORTLAND, HUNTINGTON
Table 102

18	26	Mls.	(Union Pacific)	25	17
* 6 30	* 9 00	0	Lv Portland.....	Ar	6 30 7 30
8 09	10 53	63	Ar Hood River.....	Lv	4 20 5 30
8 45	11 35	84	Ar The Dalles.....	Lv	3 40 4 50
12 05	3 15	216	Ar Pendleton.....	Lv	11 20 1 35
3 10	6 00	290	Ar La Grande.....	Lv	7 30 10 00
4 56	8 07	342	Ar Baker.....	Lv	5 30 8 07
6 30	10 05	390	Ar Huntington (P.T.).....	Lv	* 3 40 * 6 35

(F) ALTURAS, KLAMATH FALLS
Table 103

* 3 00	Lv Alturas.....	O. C. N. Stages.....	Ar	11 59	Rail Tickets
5 18	Ar Tule Lake.....		Lv	9 30	Honored
6 15	Ar Klamath Falls.....		Lv	8 30	

LAKEVIEW, KLAMATH FALLS
 Red Ball Stage Line Rail Tickets Not Honored

* 2 30	* 8 30	Lv Lakeview.....	Ar	11 59	11 00
5 30	11 30	Ar Klamath Falls.....	Lv	* 9 00	* 8 00

(G) RENO, SUSANVILLE, WESTWOOD
 Mt. Lassen Transit Co. (Bus) Rail Tickets Honored
Table 104

*2 15	*8 15	Lv Reno (32) (SP. Sta.).....	Ar	4 15	10 10
5 45	10 00	Ar Susanville.....	Lv	1 40	*6 30
11 00	11 00	Ar Westwood.....	Lv	12*30	

(H) REDDING—SHASTA DAM
 Humboldt Motor Stages—Daily Service
Table 105

Stations	Mls.	Redding to Shasta Dam	
Lv Redding (97, 98)	0	6 40	9 25
Ar Government City.....	9	9 02	9 47
Ar Shasta Dam.....	12	7 17	9 59

Stations	Mls.	Shasta Dam to Redding	
Lv Shasta Dam.....	0	8 20	10 15
Lv Government City.....	3	8 33	10 28
Ar Redding (97, 98).....	12	8 54	10 48

REDDING, WEAVERVILLE, EUREKA
 Humboldt Motor Stages—Daily Except Sunday.

† 8 00	Lv Redding (97, 98).....	Ar	4 00
10 12	Ar Weaverville.....	Lv	2 00
10 40	Lv Weaverville.....	Ar	1 30
4 35	Ar Eureka (186).....	Lv	† 7 30

(I) MOUNT SHASTA—MC CLOUD
 McCloud River R. R. Co. (Bus)

Lv Mt. Shasta (97, 98).....	Ar	*9 05	11*35	10*55
Ar McCloud.....	Ar	9 35	12 05	11 25
Lv McCloud.....	Ar	10*45	*5 40	10*90
Ar Mt. Shasta (97, 98).....	Ar	11 15	6 10	10 30

(J) YREKA WESTERN R. R. (BUS)
Table 106

Lv Yreka.....	Ar	*11 00	* 5 40
Ar Montague.....	Ar	8 11	20 00
Lv Montague..... <th>Ar</th> <th>*11 25</th> <th>* 6 20</th>	Ar	*11 25	* 6 20
Ar Yreka..... <th>Ar</th> <th>*9 59</th> <th>* 6 00</th>	Ar	*9 59	* 6 00

(K) PIONEER AUTO STAGE
Table 107

Lv Williams 97, 98.....	Ar	*6 15	*6 00	11*10	*1 00
Ar Colusa.....	Ar	6 40	6 25 <td>11 35</td> <td>1 25</td>	11 35	1 25
Lv Colusa.....	Ar	*5 20	*5 00	10*12	10*90
Ar Williams 97, 98.....	Ar	5 50	5 30	10 42	10 30

(N) MEDFORD—KLAMATH FALLS
Table 108

*10 30	*1 30	Lv Medford (98, 99).....	Ar	9 45	9 45
10 55	1 55	Lv Ashland.....	Ar	9 20	9 20
12 55	4 05	Ar Klamath Falls.....	Lv	*7 00	* 7 00

WEED—KLAMATH FALLS—PGL BUS

*6 40	10*37	*3 52	Lv Weed (98, 99).....	Ar	10 01	8 46	2 00
8 46	12 43	5 58	Ar Klamath Falls.....	Lv	*7 55	6 40	11*55

(P) GRATER LAKE NATIONAL PARK
 GRATER LAKE STAGES—Service Suspended

KLAMATH FALLS—BEND—MADRAS
 (Pacific Trailways)

*1 10	*7 50	Lv Klamath Falls (S.F.Sta.).....	Ar	6 50	11 50
1 20	8 00	Lv Klamath Falls (Bus.Ter.).....	Ar	6 35 <td>11 35</td>	11 35
3 42	10 22	Lv Chemult.....	Ar	4 18	9 18
5 40	12 20	Ar Bend.....	Lv	2 20	7 20
6 15	1 15	Lv Bend.....	Ar	1 55	6 55
7 45	2 30	Ar Prineville.....	Lv	12 30	5 40
6 50	1 50	Lv Redmond.....	Lv	1 25	6 25
7 45	2 45	Ar Madras.....	Lv	12*25	5*25

(R) SAN FRANCISCO, NAPA VALLEY—SONOMA VALLEY, GLEN ELLEN, SANTA ROSA
Table 110

248 Daily	52 Daily	Mls.	19 Daily	223 Daily	
5 00	8 00	0	Lv San Francisco (Mkt. St.) (S.P.).....	Ar	10 50 7 50
5 27	8 30	4	Ar Oakland Pier.....	Ar	10 10 7 24
5 34	8 38	6	Ar Oakland (16th St.).....	Ar	10 02 7 17
5 43	8 49	9	Ar Berkeley (University Ave.).....	Ar	9 47 7 05
6 11	9 26	15	Ar Richmond.....	Ar	9 32 6 53
6 16	9 40	29	Ar Crockett.....	Lv	9 05 6 29
6 28	9 53	35	Lv Crockett.....	Ar	*8 50 *6 05
6 31	9 56	35	Ar Vallejo (401 York St.).....	Lv	8 30 5 52
f	f	35	Lv Vallejo (401 York St.).....	Ar	8 25 5 50
f	f	41	Ar Napa Junction Road.....	Ar	f f
f	f	44	Ar Napa Wye.....	Lv	8 04 5 19
f	f	44	Lv Napa Wye.....	Ar	8 04 5 19
f	f	48	Ar Imola (Napa State Hospital).....	Ar	f f
f	f	49	Ar Napa.....	Lv	7 50 5 05
f	f	49	Lv Napa.....	Ar	7 40 4 55
f	f	59	Ar Vineburg.....	Lv	7 16 4 41
f	f	62	Ar Sonoma.....	Ar	7 10 4 25
f	f	64	Ar El Verano.....	Ar	6 58 4 16
f	f	64	Ar Verano.....	Ar	f f
f	f	65	Ar Boyes Springs.....	Ar	6 54 4 12
f	f	66	Ar Agua Caliente.....	Ar	6 47 4 05
f	f	69	Ar Eldridge (Sonoma State Home).....	Ar	*6 40 *3 58
f	f	70	Ar Glen Ellen.....	Ar	6 35 3 53
f	f	72	Ar Kenwood.....	Ar	*6 25 *3 43
f	f	77	Ar Cal. Pythian Home (Kearns).....	Ar	f f
8 40	12 25	85	Ar Santa Rosa (5th & B Sts.).....	Lv	6 00 3 20

(S) SAN FRANCISCO, ST. HELENA, CALISTOGA
Table 111

248 Daily	52 Daily	Mls.	19 Daily	223 Daily	
5 00	8 00	0	Lv San Francisco (Market Street).....	Ar	10 50 7 50
5 27	8 30	4	Ar Oakland Pier.....	Ar	10 10 7 24
5 34	8 38	6	Ar Oakland (16th St.).....	Ar	10 02 7 17
5 43	8 49	9	Ar Berkeley (University Ave.).....	Ar	9 47 7 05
6 11	9 26	15	Ar Richmond.....	Ar	9 32 6 53
6 16	9 40	29	Ar Crockett.....	Lv	9 05 6 29
6 28	9 53	35	Lv Crockett.....	Ar	*8 50 *6 05
6 31	9 56	35	Ar Vallejo (401 York St.).....	Lv	8 30 5 52
f	f	35	Lv Vallejo (401 York St.).....	Ar	8 20 5 50
f	f	44	Ar Napa Wye.....	Lv	7 59 5 19
f	f	44	Lv Napa Wye.....	Ar	7 59 5 19
f	f	50	Ar Napa.....	Lv	7 45 5 05
f	f	50	Lv Napa.....	Ar	7 35 4 55
f	f	59	Ar Yountville.....	Ar	7 08 4 28
f	f	62	Ar Oakville.....	Ar	7 02 4 22
f	f	68	Ar Rutherford.....	Ar	6 57 4 17
f	f	68	Ar St. Helena.....	Ar	6 46 4 06
8 40	12 25	78	Ar Calistoga.....	Lv	*6 25 *3 45

ALL PM time in Dark faced figures.
 *—Daily. †—Sunday only. ‡—Daily except Sunday.
 †—Daily except Sunday and New Year's, Washington's Birthday, Decoration Day, Fourth of July, Labor Day, Thanksgiving Day and Christmas. ▲—Pacific Greyhound Bus.
 ■—Motor Bus via Pendleton f—Flag stop to receive or discharge passengers.
 r—On call only.

DON'T BE A "NO SHOW" ON THE BEAVER

Passengers traveling on our Beaver are required to reserve their seats in advance. There is no charge for reservations.

Unfortunately, many people reserve their seats and then simply fail to show up at train time. Result is that seats go out empty and other travelers who might have used those seats are disappointed. So if you're planning a trip on the Beaver we'll appreciate it if you'll do two things:

1. Buy your ticket and reserve your seat well in advance.
2. If you decide not to make the trip, please let us know immediately so we can release your space for other travelers. Thank you.

(A) COO
 Tourist S
 (Nos. 329-33)
 Sleeper ma

PGL Bus Daily	329 Daily	334 Daily
5 10	7 14	1 01
	1 02	1 13
	1 30	1 41
	1 31	1 42
	1 32	1 43
	1 33	1 44
	1 34	1 45
	1 35	1 46
	1 36	1 47
	1 37	1 48
	1 38	1 49
	1 39	1 50
	1 40	1 51
	1 41	1 52
	1 42	1 53
	1 43	1 54
	1 44	1 55
	1 45	1 56
	1 46	1 57
	1 47	1 58
	1 48	1 59
	1 49	2 00
	1 50	2 01
	1 51	2 02
	1 52	2 03
	1 53	2 04
	1 54	2 05
	1 55	2 06
	1 56	2 07
	1 57	2 08
	1 58	2 09
	1 59	2 10
	2 00	2 11
	2 01	2 12
	2 02	2 13
	2 03	2 14
	2 04	2 15
	2 05	2 16
	2 06	2 17
	2 07	2 18
	2 08	2 19
	2 09	2 20
	2 10	2 21
	2 11	2 22
	2 12	2 23
	2 13	2 24
	2 14	2 25
	2 15	2 26
	2 16	2 27
	2 17	2 28
	2 18	2 29
	2 19	2 30
	2 20	

Shasta Route

Local Service in Oregon

(A) COOS BAY—EUGENE—MARSHFIELD
Tourist Sleeper: (Sections) Portland and Marshfield
(Nos. 329-334 and 333-330).
Sleeper may be occupied at Marshfield until 8.00 AM.

	Pgl. Bus Daily	329-334 Daily	Mls.	Table 112	333-330 Daily
VIA DRAIN LV. 6 39 A. M.		7 15	0	Lv Portland (Union Sta.) Ar	7 55
		11 42	124	Ar Eugene (96, 99) Lv	3 30
		1 00	0	Lv Eugene Ar	12 01
		1 20	13	" Veneta " Ar	11 27
		f	15	" Long Tom " " f	26
		f	30	" Noti " " f	11 16
		f	30	" Vaughn " " f	11 19
		f	1 55	" Walton " " f	10 52
		f	f	" Globe " " f	26
		f	f	" Astoria " " f	26
		f	2 14	" Linslaw " " f	10 34
		f	2 17	" Richardson " " f	10 32
		f	2 40	" Nekoma " " f	10 14
		f	2 50	" Swisshome " " f	10 06
		f	3 58	" Rainrock " " f	58
		f	3 10	" Mapleton " " f	49
		f	3 21	" Beck " " f	56
		f	3 32	" Wendison " " f	26
		f	3 47	" Cushman (Florence) " " f	22
		f	4 00	" Siboco " " f	05
		f	4 10	" Canary " " f	05
		f	4 20	" Siltoos (Westlake) " " f	55
		f	4 30	" Ada " " f	49
		f	4 35	" Booth " " f	47
		f	4 47	" Kroll " " f	36
		f	4 55	" Brenham " " f	30
		f	5 05	" Gardiner (a) " " f	22
		f	5 20	" Reedsport " " f	15
		f	f	" School " " f	96
		f	5 30	" Tharp " " f	59
		f	91	" Willard " " f	42
		f	5 55	" Lakeside " " f	42
		f	6 10	" Hauser " " f	28
	f	f	" Rogers " " f	115	
	f	6 20	" Coos " " f	7 21	
	9 06	6 35	" North Bend " " f	7 12	
	9 15	7 03	Ar Marshfield (115) Lv	7 00	
10▲25	▲9 45	122	Lv Marshfield Ar	▲5 35▲7 38	
11▲05	▲10 25	141	Lv Coquille Ar	▲4 55▲6 58	
11▲36	152	Ar Myrtle Point Lv	▲4 30		

(B) COOS BAY, ROSEBURG, MARSHFIELD
(Rail Tickets Honored Except to and from Bandon)

No. 19	Pgl. Bus	Mls.	Table 113	No. 20
* 8 00	▲6 30	0	Lv Portland S.P. Ar	10 50
11 55	11 03	124	Ar Eugene S.P. Lv	* 6 43
3▲50	11 35	124	Lv Eugene Ar	▲4 44
6 14	1 53	198	Ar Roseburg Lv	2 26
	2 15	0	Lv Roseburg (96, 99) Ar	1 40
	2 29	8	Lv Coos Junction Ar	1 26
	4 30	61	Lv Myrtle Point Lv	11 36
	4 50	70	Ar Coquille Lv	11 05
	▲5 35	89	Ar Marshfield Lv	10▲25
10▲28	▲6 00	0	Lv Coquille Ar	* 7 08
11▲01	6 35	18	Ar Bandon (127) Lv	▲6 35

(C) EUGENE-BANDON (Rail Tickets not Honored)

OMS	Mls.	Table 114	OMS
* 2 55	0	Lv Eugene (96, 99) Ar	12 55
4 18	39	" Triangle Lake Lv	11 32
4 56	57	" Swisshome " " Ar	10 49
5 13	65	" Mapleton " " Ar	10 32
5 36	76	" Cushman " " Ar	10 09
5 45	80	" Florence " " Lv	10 00
▲5 57	80	Lv Florence Ar	▲9 53
6 35	100	" Reedsport " " Lv	9 12
7 29	127	" North Bend " " Ar	8 14
▲7 38	131	Ar Marshfield " " Ar	8 05
150	150	" Coquille " " Ar	7 11
168	168	Ar Bandon (127) Lv	▲6*35

(D) Table 115 PORTLAND, SEASIDE, WARRENTON, ASTORIA
Oregon Motor Stages

Lv Portland	* 8 45	* 11 15	* 1 15	* 5 15	* 7 30	* 12 30
Ar Seaside	12 00	2 25	4 20	8 35	10 40	3 30
Ar Warrenton	12 37	3 02	4 57	9 12	11 17	4 07
Ar Astoria	1 05	3 30	5 25	9 40	11 45	4 35
Lv Astoria	* 7 30	* 9 30	* 11 35	* 1 35	* 4 00	* 7 10
Lv Warrenton	7 58	9 58	12 03	12 03	4 28	7 38
Lv Seaside	8 35	10 35	12 40	2 40	5 05	8 15
Ar Portland	11 55	1 35	3 50	5 45	8 15	11 15

(E) PORTLAND—TIMBER (O.M.S.)

* 5 15	* 8 45	0	Lv Portland Ar	11 55	8 15
6 20	9 45	23	" Forest Grove " " Ar	10 55	7 20
7 06	10 31	43	Ar Timber Lv	* 10 06	* 6 31

(F) Table 116 SALEM—MILL CITY—DETROIT
Hamman Bus Lines—Rail Tickets honored.

* 5 00	10*00	0	Lv Salem (96, 99) Ar	9 00	4 50
5 40	10 35	"	" Aumsville " " Ar	8 20	4 14
5 55	10 50	"	" Stayton " " Ar	8 00	4 00
6 50	11 40	"	" Mill City " " Ar	* 7 10	3 20
12 40	Ar	Detour	Lv	* 2 25	

(G) Table 117 SALEM—MONMOUTH
Oregon Motor Stages

* 3 55	* 2 09	20	0	Lv Salem (96, 99) Ar	8 25	5 13	7 23
4 50	2 50	9 45	10	" Rickreall " " Ar	8 02	4 25	7 00
5 05	3 03	9 58	15	Ar Monmouth Lv	* 7 47	* 4 12	* 6 22

(H) Table 118 PORTLAND, WOODBURN, MT. ANGEL, SILVERTON

Rail Tickets Honored						
Lv Portland	(S.P.)					
Ar Woodburn	(S.P.)					
Lv Woodburn (City)	(Sng)	* 9 20		* 6 55		
" Woodburn Highway	(Sng)	10 30	* 4 25	7 25		
" Mt. Angel	(Sng)	10 47	4 42	7 42		
Ar Silverton	(Sng)	11 00	4 55	7 55		
Lv Silverton	(Sng)	* 8 40	* 3 50	* 6 15		
" Mt. Angel	(Sng)	8 53	4 03	6 28		
" Woodburn Highway	(Sng)	9 10	4 20	6 45		
Ar Woodburn City	(Sng)	9 15		6 50		
Lv Woodburn	(S.P.)			9 28		
Ar Portland	(S.P.)			10 50		

(I) Table 119 PORTLAND, BEAVERTON, HILLSBORO, FOREST GROVE (O.M.S.)

Mls. (Rail Tickets Honored)	63	69	71	73	75	409	81	83	85	89	91	93	97	101	109	115	121	125	427	
0	Lv Portland	6 45	7 45	8 15	9 45	10 15	11 15	11 45	12 15	12 45	1 45	2 15	3 15	3 45	4 15	5 15	6 15	9 30	11 30	12 30
7	" Beaverton	7 04	8 04	8 34	10 04	10 34	11 34	12 04	12 34	1 04	2 08	2 34	3 34	4 04	4 34	5 38	6 38	9 49	11 53	12 49
17	" Hillsboro	7 25	8 25	8 55	10 25	10 55	11 55	12 25	12 55	1 25	2 28	2 55	3 55	4 25	4 55	5 58	6 58	10 10	12 13	1 10
23	Ar Forest Grove	7 40	8 40	9 10	10 40	11 10	12 10	12 40	1 10	2 45	3 10	4 10	4 40	5 10	6 15	7 15	10 25	12 30	1 25	
Mls.		62	68	70	74	78	80	82	88	92	94	96	98	100	104	108	114	122	126	128
0	Lv Forest Grove	5 40	6 40	7 10	7 45	8 45	9 15	9 45	11 45	12 25	1 15	1 45	2 15	3 15	3 45	4 15	5 15	6 35	8 30	10 30
6	" Hillsboro	5 55	6 57	7 27	8 00	9 00	9 30	10 02	12 00	12 42	1 30	2 00	2 30	3 30	4 00	4 30	5 30	6 52	8 45	10 46
16	" Beaverton	6 14	7 18	7 48	8 19	9 19	9 49	10 23	12 19	1 03	1 53	2 19	2 49	3 49	4 19	4 49	5 49	7 11	9 04	11 04
23	Ar Portland	6 35	7 40	8 10	8 40	9 40	10 10	10 45	12 40	1 25	2 15	2 40	3 40	4 10	4 40	5 10	6 10	7 35	9 25	11 25

All PM time in Dark faced figures.
*—Daily.
†—Daily except Sunday.
—Bus depot, 987 Pearl St., Taxi fare 25c.
▲—Pacific Greyhound Bus.

(K) Table 120 PORTLAND—ALBANY—CORVALLIS
(Rail Tickets Honored)

Lv Portland	S.P.	* 8 00	* 5 20	* 7 00	* 7 15
Ar Albany (96, 99)	S.P.	10 44	7 40	9 45	10 35
Lv Albany	O.M.S.	10 45	8 05	10 10	10 35
Ar Corvallis	O.M.S.	11 15	8 35	11 05	11 05
Lv Corvallis	O.M.S.	* 6 35	* 9 55	* 2 25	* 6 50
Ar Albany	O.M.S.	7 15	10 35	3 05	7 30
Lv Albany (96, 99)	S.P.	7 18	10 44	3 10	8 05
Ar Portland	S.P.	10 05	1 05	5 45	10 50

(M) Table 121 ALBANY—LEBANON—SWEET HOME
(Valley Motor Stages) (Rail Tickets Honored, except to & from Sweet Home)

† 1 30	* 6 15	* 9 15	* 15*07	05	Lv Albany (Terminal) Ar	9 20	5 45	8 35	2 45
1 32	6 17	9 17	7 07	07	Lv Albany (S.P. Sta.) Ar	8 50	5 15	7 55	2 10
2 02	6 45	9 45	7 35	35	Ar Lebanon Lv	8 50	5 15	7 55	2 10
	7 15	10 20	8 05	05	Ar Sweet Home Lv	* 8 15	* 4 40	* 7 25	

(N) Table 122 CORVALLIS—NEWPORT
Bus—Rail tickets honored (except to and from Newport)

	25 Bus		Mls.	(Table 96, 99)		20 Bus	44 Bus
	5	5		20	44		
* 6 01	* 11 01	0	Lv Corvallis (S.P.) O.M.S. Ar	9 29	5 14		
6 00	11 00	0	" Corvallis (Terminal) " Ar	9 30	5 15		
6 15	11 15	6	" Philomath " " Ar	9 15	5 00		
7 09	12 09	33	" Eddyville " " Ar	8 21	4 06		
7 50	12 50	50	" Toledo " " Ar	7 45	3 30		
8 10	1 10	58	Ar Newport (PGL Sta.) Lv	* 7 20	* 3 05		

(P) Table 123 SALEM—DALLAS—FALLS CITY (O.M.S.)
(Rail Tickets Honored except to Black Rock)

Mls.		275	277	279	281	285	27	287	43
0	Lv Salem (96, 99)	* 7 35	* 9 20	10*20	12*10	* 3 55	* 4 35	* 5 45	* 9 50
10	" Rickreall	8 02	9 45	10 45	12 42	4 20	5 00	6 10	10 15
15	Ar Dallas	8 12	9 55	10 55	12 52	4 30	5 10	6 20	10 25
15	Lv Dallas		10 00				5 15		10 25
25	Ar Falls City		e10 25				5 40		10 50
29	Ar Black Rock		e10 50						

FALLS CITY—DALLAS—SALEM (O. M. S.)
(Rail Tickets Honored except from Black Rock)

Mls.		16	276	24	280	34	280	284	48
0	Lv Black Rock								
4	" Falls City	* 7 20		11*00					* 7 00
14	Ar Dallas	7 45		11 25					7 25
14	Lv Dallas	7 50	* 9 33	11 35					

Shasta Route

Pacific Greyhound Bus Service

(A) Southbound—Portland, Salem, Albany, Eugene, Roseburg, Medford, Ashland, Dunsmuir

Mls.	Table 124	▲313	▲301	▲79	▲47	▲49	▲87	▲53	▲309	▲91	▲57	▲61	▲63	▲67	▲317	▲69 Ex. Su. & Hol.	▲73 Sun. & Hol.	▲307
0	Ly Portland (509 SW Taylor)	6 30	8 00	9 00	10 00	11 00	12 01	1 00	1 30	2 00	3 00	4 00	5 00	6 00	7 15	9 00	9 00	11 30
14	" Oregon City (211-7th St.)	6 59	8 28	9 33	10 33	11 33	12 33	1 33	1 59	2 33	3 33	4 33	5 33	6 33	7 44	9 33	9 33	11 59
22	" Canby (Kozy Korner Conf'y.)	f 7 15	f 8 44	9 49	10 49	11 49	12 49	1 49	f 2 15	f 2 49	f 3 49	f 4 49	f 5 49	f 6 49	f 8 00	9 49	9 49	f 12 15
34	" Woodburn (1111 Young St.)	f 7 39	f 9 06	10 14	11 14	12 14	1 14	2 14	f 2 39	f 3 14	f 4 14	f 5 14	f 6 14	f 7 14	f 8 24	10 14	10 14	f 12 39
37	" Gervais (Bonn's Service St'n.)	f 7 44	f 9 11	10 19	11 19	12 19	f 1 19	f 2 19	f 2 44	f 3 19	f 4 19	f 5 19	f 6 19	f 7 19	f 8 29	10 19	10 19	f 12 44
43	" Brooks (Ramp's Store)	f 7 54	f 9 20	10 29	11 29	12 29	f 1 29	f 2 29	f 2 54	f 3 29	f 4 29	f 5 29	f 6 29	f 7 29	f 8 39	10 29	10 29	f 12 54
52	" Salem (Hotel Senator)	a 8 26	a 9 51	a 11 01	a 1 01	1 01	1 50	3 01	a 3 26	a 3 50	a 5 01	a 6 01	a 6 50	a 8 01	a 9 11	a 10 50	a 11 01	a 1 26
59	" Jefferson (2d & Church)	9 00	10 25	11 35		1 35		3 35	4 00		5 35	6 35	7 35	8 35	9 45	11 35	11 35	2 00
62	" Albany (216 W. 2nd St.)	9 21	10 45	11 56		1 56		3 56	4 21		5 56	6 56	7 56	8 56	10 06	11 56	11 56	2 21
77	" Corvallis (Central Bus Term.)	9 46		12 21		2 21		4 21	4 46		6 16	7 21		9 21	10 31		11 56	2 46
88	" Monroe (Utterback's Conf'y.)	f 10 18		12 53		2 53		f 4 53	f 5 18		f 7 53		f 9 53	f 11 03				3 18
114	" Junction City (Motor Coach Ter.)	10 33	11 40	1 08		3 08		5 08	5 33		8 08		10 08	11 18				3 33
129	" Eugene (918 Pearl St.)	11 35	12 08	1 38		3 50		6 00	6 30		8 35		10 35	12 10				4 15
141	" Creswell (Wyatt's Store)	11 59				4 15		6 24	6 54					12 34				4 39
150	" Cottage Grove (802 Main St.)	12 16				4 33		6 41	7 11									4 56
158	" Drain (Casper's Conf'y.)	12 51				5 10		7 16	7 46						1 26			5 31
174	" Yoncalla (Roberts)	12 58				5 19		7 23	7 53						1 33			5 38
183	" Oakland (Oakland Service St'n.)	1 24				5 44		7 49	8 19						1 59			5 44
192	" Sutherlin (Ben's Cafe)	1 29				5 50		7 54	8 24						2 04			5 49
205	" Roseburg (Valley Hotel)	f 2 04				6 45		8 18	8 54	▲329					▲331			6 09
226	" Myrtle Creek (M. C. Drug Co.)	f 2 41				7 22			9 36						▲319			6 24
284	" Grants Pass (Bus Depot)	f 5 00				9 25			11 35	5 40					4 55			7 41
294	" Rogue River (Bridge Cafe)	f 5 18				9 43			11 53	5 58					5 13			8 05
302	" Gold Hill (Gold Hill Garage)	f 5 33				9 58			12 08	6 13	▲77	▲89			5 28			8 13
311	" Central Point (Ross & Ross)	f 5 51				10 16			12 26	6 31					5 46			8 31
315	" Medford (Hotel Jackson)	f 6 15				10 25			▲657	6 50	1 30	10 30			6 05			8 39
328	" Ashland (101 Main St.)	f 6 36						▲657	▲657	7 24	1 53	10 53			6 26			8 51
356	" Hornbrook (Hornbrook St. St'n.)	f 7 38						7 18	8 37						7 26			9 11
372	" Yreka (117 No. Main St.)	f 8 03						7 43	9 05						7 52			9 25
402	" Weed (Weed Hotel)	f 9 07						8 37	9 59						8 57			10 05
412	" Mt. Shasta (Walnut & Alma Sts.)	f 9 28						9 08	10 17						9 14			10 17
422	" Dunsmuir (Weed Hotel)	f 9 48						10 35	11 44						10 38			11 44

(Rail Tickets Honored)

Reference Notes

Note.—Stops shown are Bus Terminals unless otherwise noted.

Southern Pacific rail tickets are good on Buses operating on schedules shown.

All PM time in dark faced figures.

*—Daily.

†—Daily except Sundays.

▲—Rest stop.

♠—Oregon Motor Stages.

f—Flag stop to entrain or detrain passengers.

▲—Pacific Greyhound.

||—Meal stop.

Northbound—Dunsmuir, Ashland, Medford, Roseburg, Eugene, Albany, Salem, Portland

Mls.	Table 124	▲64	▲326	▲330	▲300	▲76	▲658	▲70	▲52	▲54	▲320	▲338	▲56	▲340	▲304	▲306	▲324
0	Ly Dunsmuir (Weed Hotel)			7 30	8 15						3 00	8 15		7 00	6 35		9 45
10	" Mt. Shasta (Walnut & Alma Sts.)			7 48	8 35						3 20	8 33		7 18	6 55		10 05
20	" Weed (Weed Hotel)			8 11	9 07						3 52	8 56		7 41	7 27		10 30
50	" Yreka (117 No. Main St.)			9 13	10 00						4 45	9 58		8 43	8 29		11 30
66	" Hornbrook (Hornbrook Svc. St'n.)			9 39	10 25						5 08	10 24		9 09	8 43		11 33
94	" Ashland (101 Main St.)			10 37	11 15	9 23	† 5 05				6 00	11 22		10 07	9 35		12 45
107	" Medford (Hotel Jackson)	7 30		11 25	11 50	9 45	5 30				7 00	11 58		10 55	10 10		12 45
112	" Central Point (Ross & Ross)	f 7 39		11 34	11 59						7 09			10 59	10 19		1 44
121	" Gold Hill (Gold Hill Garage)	f 7 57		11 52	12 15						7 27			11 17	10 37		2 02
130	" Rogue River (Bridge Cafe)	f 8 12		12 07	12 29						7 42			11 32	10 52		2 17
140	" Grants Pass (Bus Depot)	f 8 41		12 25	12 57						8 11			11 50	11 10		2 46
198	" Myrtle Creek (M. C. Drug Co.)	10 29			2 53						9 59				1 38		4 34
219	" Roseburg (Valley Hotel)	11 16			3 31				8 15	10 47				2 26	2 50		6 05
232	" Sutherlin (Ben's Cafe)	11 40			3 55				8 39	11 11				2 50	3 21		6 10
235	" Oakland (Oakland Service St'n.)	11 45			4 00				8 44	11 16				2 55	3 29		6 16
250	" Yoncalla (Roberts)	12 11			4 26				9 10	11 42				3 21	3 52		6 36
255	" Drain (Casper's Conf'y.)	12 19			4 34				9 18	11 50				3 29	4 03		6 44
273	" Cottage Grove (802 Main St.)	12 53			5 08		▲44		9 52	12 24				4 03	4 29		7 18
282	" Creswell (Wyatt's Store)	1 10			5 25				10 09	12 41				4 29	5 05		7 35
294	" Eugene (918 Pearl St.)	1 50	2 45		5 25				11 09	12 41				5 15	5 45	7 20	8 15
308	" Junction City (Motor Coach Ter.)	2 17	3 13	▲40	6 42				11 22	12 41				5 42	6 18	7 48	8 42
318	" Monroe (Utterback's Conf'y.)	2 32	3 27		7 40				11 42	12 42				6 42	7 18	8 02	8 57
335	" Corvallis (Bus Terminal)	3 09	4 04	6 20					12 42	12 42				7 18	7 54	8 39	9 34
345	" Albany (216 W. 2nd St.)	3 32	4 27	6 43	7 40	▲42	▲88		12 49	12 49			▲60	8 42	9 18	9 57	10 15
355	" Jefferson (2d & Church)	3 50	4 45	7 01	7 58				1 00	1 45				9 19	9 55	10 20	10 15
372	" Salem (Bus Term.)	4 35	5 30	7 45	8 45	▲45	▲88	10 45	1 45	2 45	4 30	5 15	5 45	6 45	7 45	8 45	9 45
381	" Brooks (Ramp's)	4 56	5 50	8 05	9 05	▲45	▲88	10 05	1 05	2 05	4 48	5 35	6 05	7 05	8 05	9 05	10 05
386	" Gervais (Bonn's Service St'n.)	5 06	6 59	8 14	9 16	▲45	▲88	11 04	1 14	2 14	5 05	5 44	6 14	7 14	8 14	9 14	10 14
389	" Woodburn (1111 Young St.)	5 11	7 04	8 20	9 21	▲45	▲88	10 20	1 20	2 20	5 05	5 50	6 20	7 20	8 20	9 20	10 20
411	" Canby (Kozy Korner Conf'y.)	5 35	7 26	8 44	9 45	▲45	▲88	11 44	1 44	2 44	5 05	5 50	6 20	7 20	8 20	9 20	10 20
419	" Oregon City (211-7th St.)	5 53	7 43	9 04	10 03	▲45	▲88	11 04	1 04	2 04	5 05	5 50	6 20	7 20	8 20	9 20	10 20
424	" Portland (509 SW Taylor)	6 20	8 10	9 35	10 35	▲45	▲88	11 35	1 35	2 35	5 05	5 50	6 20	7 20	8 20	9 20	10 20

Safeguard Your Cash Buy Travelers Cheques

When you purchase your ticket, arrange for the safeguarding of the funds you must carry with you. American Express Travelers Cheques cost only 75c for each \$100 purchased. They are cashable everywhere and if lost or stolen, prompt refund is made. Ask any Southern Pacific agent.

(B) Portland, Newberg, Lafayette, Dayton, McMinnville—Bus (Rail Tickets Honored)

Mls.	Table 125	6 b	409	13 b	15 b	19 b	407	21 b	23 b	25 b	411	29 b	33 b	37 b	41 b	47 b	49 b
0	Ly PORTLAND (509 SW Taylor)	7 30	8 45	9 30	10 30	12 01	12 01	1 30	2 30	3 00	4 30	4 45	5 45	6 45	9 30	11 30	
10	" Newberg.....	8 27	9 28	10 27	11 27	12 57	12 44	1 27									

Northwestern Pacific Railroad

San Francisco, San Rafael, Petaluma, Santa Rosa, Ukiah, Willits, Eureka

4 Daily Miles		(A) Table 126	Elev	3 Daily
▲7a10	0	Lv San Francisco (Sansome & Sac'to Sts.)	P.G.L. Bus Ar	6 ▲8a45
▲7 50	18	Ar San Rafael	P.G.L. Bus Lv	5 ▲8 05
8 00	0	Lv San Rafael	N.W.P.R.R. Ar	5 7 55
f 7	7	" DeWitt	" " "	" 12 7 33
8 33	11	" Novato	" " "	" 9 7 12
9 10	22	" Petaluma	" " "	" 150 6 32
9 40	37	Ar Santa Rosa	Lv " "	150 6 22
9 50	37	Lv Santa Rosa	Ar " "	132 6 13
10 00	42	" Fulton	" " "	101 5 51
10 24	51	" Healdsburg	" " "	206 5 30
10 37	59	" Geyserville	" " "	315 4 10
10 52	68	" Cloverdale	" " "	488 4 25
11 31	83	" Hopland	" " "	610 3 51
12 16	97	" Ukiah	" " "	1365 2 20
1 28	123	Ar Willits (128)	Lv " "	1365 2 03
1 43	123	Lv Willits	Ar " "	1164 1 29
f 2 17	136	" Longvale	" " "	924 12 48
2 56	150	" Dos Rios	" " "	341 10 35
5 01	192	" Alderpoint	" " "	169 9 07
6 19	220	" South Fork	" " "	101 8 20
7 08	239	" Scotia	" " "	53 7 48
7 35	249	" Fortuna	" " "	35 7 40
7 44	252	" Fernbridge	" " "	56 7 33
f 7 51	254	" Loleta	" " "	9 7 00
8 25	267	Ar Eureka, Calif.	N.W.P.R.R. Lv	

TRAINS 3 AND 4

Standard Sleeper: San Rafael and Eureka (Sections, Compartments, Drawing-Room).
Reclining Chair Car: San Rafael and Eureka.
Tickets honored: All classes.

(B) Table 127		Eureka, Crescent City, Marshfield, Portland	
▲	Mis.	Pacific Greyhound Bus (Rail Tickets not Honored)	Elev
*10 30	0	Lv Eureka, Calif. (128)	P.G.L. Bus Ar 9 6 53
1 50	0	Lv Crescent City, Calif.	" Ar 9 3 52
4 17	66	" Gold Beach, Ore.	" " 20 1 36
5 22	99	" Port Orford	" " 30 12 01
6 22	126	" Bandon	" " 9 11 03
6 58	144	" Coquille	" " 24 10 28
7 38	163	Ar Marshfield	P.G.L. Bus Lv 7 * 9 45
333-			
330			
Southern Pacific			
* 7 00	0	Lv Marshfield	S.P. Rail Ar 7 7 00
7 12	4	" North Bend	" Ar 7 6 35
12 01	121	Ar Eugene	" Lv 426 1 00
3 30	121	Lv Eugene	" Ar 426 11 42
7 55	245	Ar Portland, Ore.	S.P. Rail Lv 30 * 7 15

(C) Table 128		WILLITS AND FORT BRAGG	
Via California Western R. R. & Navigation Co. (Daily Motor Car)			
*2 05	0	Lv Willits, Calif. (188) <th>Ar 1365 12 01</th>	Ar 1365 12 01
f 2 50	16	" Irmulco	Lv 408 11 05
3 00	19	" Northspur	" " 322 10 55
f 3 04	20	" Olde Camp Seven	" " 300 10 52
3 05	21	" Camp Marwedel	" " 295 10 51
4 00	40	Ar Fort Bragg, Calif.	Lv 80 *10 00

(D) Table 129
Via Redwood Empire - by rail and motor coach - between
Portland - Grants Pass - Eureka - San Francisco
Side trip is available on most through tickets over Southern Pacific's
Shasta Route between Portland, Ore., and San Francisco for \$5.35
(Federal Tax Extra) additional fare. Trip may be made either south-
bound or northbound.

Northbound		Daily Service		Southbound	
▲7a10	0	Lv San Francisco, Calif.	P.G.L. Bus Ar	▲8a45	
▲7 50	18	Ar San Rafael	P.G.L. Bus Lv	▲8 05	
8 00	0	Lv San Rafael	N.W.P.R.R. Ar	7 55	
8 25	267	Ar Eureka	N.W.P.R.R. Lv	7 00	
10▲30	0	Lv Eureka	P.G.L. Bus Ar	▲6 53	
10 45	8	" Arcata	" " "	6 38	
11 14	24	" Trinidad	" " "	6 09	
12 06	48	" Orick	" " "	6 28	
1 20	84	Ar Crescent City	" " Lv	4 03	
1 50	84	Lv Crescent City, Calif.	" " Ar	1 05	
2 45	111	" Patrieks Creek Tavern, Ore.	" " "	12 10	
3 45	142	Ar Oregon Caves Junction	P.G.L. Bus Lv	11 10	
♦	0	Ar Oregon Caves	Ore. Caves Stages Lv	♦	
♦	0	Lv Oregon Caves	Ore. Caves Stages Ar	♦	
3 55	142	Lv Oregon Caves Junction	P.G.L. Bus Ar	11 00	
▲4 55	174	Ar Grants Pass	P.G.L. Bus Lv	10▲00	
No.330	Mis.			No.329	
8 15	0	Lv Grants Pass	S.P. Rail Ar	7 34	
3 05	173	Ar Eugene	" Lv	12 05	
7 55	295	Ar Portland, Ore.	S.P. Rail Lv	* 7 15	

Train 330—Rogue River—Train 329

Standard Sleepers: ★Ashland, Grants Pass and Portland (Sections, Drawing-Rooms).
(Request Pullman space from and to Marshfield).
Tourist Sleeper: Eugene and Portland (en route from and to Marshfield).
Coaches: ★Ashland, Grants Pass and Portland. Lunch Car: ★Ashland and Portland.
Marshfield and Eugene. Tickets Honored: All Classes.

—Northwestern Pacific Railroad Co. operates only between San Rafael and Eureka. Passengers will be carried on Pacific Greyhound Bus between San Francisco (Bus Terminal, Sansome and Sacramento Sts.) and San Rafael, where connection is made with N. W. P. R. R.
All PM time in dark faced figures.
▲—Pacific Greyhound Bus.
*—Daily.
†—Daily Exc. Saturday. †—Saturday only. b—Friday only

★—Regularly assigned cars are air-conditioned.
f—Flag stop to entrain or detrain passengers.
♦—Service suspended.



To any woman who has ever wanted to help a wounded soldier:

U. S. Army Hospitals need 22,000 Wacs to serve as medical technicians!

High school graduates — trained and untrained — go to your nearest U. S. Army Recruiting Station. Get full information about this important service today!

Serve as a MEDICAL TECHNICIAN in the WAC

CHECK YOUR BAGGAGE A DAY IN ADVANCE

Your personal baggage should be checked AT LEAST one day in advance of your departure. With passenger travel heavier today than it has been in years, prompt handling of baggage cannot be guaranteed. Therefore, to lessen the chance of disappointment at your destination because of delayed arrival of your baggage, it should be checked one day or more in advance. Mark each piece of baggage with your name and address.

Coast Line

San Francisco, Santa Barbara, Los Angeles, Del Monte, Monterey, Pacific Grove

(A) Table 131

ADVANCE RESERVATIONS REQUIRED ON THE DAYLIGHT

All seats are reserved on the Morning Daylight (Trains 98 and 99). Please reserve your seat in advance.

NORTHBOUND	99	71	69	75	75-73	37
Lv Los Angeles..(Un. Sta.)	* 8 15	* 1 00	* 6 30	* 9 00	* 9 00	
Lv Glendale (k)	8 35	1 20	6 54	9 27	9 27	
Lv Ventura		3 40	8 50	10 56	10 56	
Lv Santa Barbara	10 35	5 10	9 50	11 44	11 44	
Lv San Luis Obispo	12 55	9 55	1 10	2 40	2 40	*10 30
Lv Salinas	3 38	3 00	5 00	5 42	5 42	2 30
Lv Watsonville Junction		3 39	5 39	6 20	6 20	3 00
Ar San Jose	4 58	4 56	6 51	7 25	7 25	4 15
Lv San Jose	5 08			7 47	7 47	5 08
Ar Fruitvale	6 16		8 50	8 50	8 50	6 16
Ar Oakland (1st St.)	6 27		9 05	9 05	9 05	6 27
Ar Oakland Pier	6 35		9 20	9 20	9 20	6 35
Ar San Francisco (Mkt. St.)	7 20		9 50	9 50	9 50	7 20
Lv San Jose	5 03	5 20	7 15	7 45	7 45	4 25
Ar Palo Alto		5 45	7 44	8 09	8 09	4 46
Ar Burlingame		6 17	8 13	8 29	8 29	5 08
Ar San Francisco (3rd St.)	6 00	6 45	8 45	9 00	9 00	5 35
Lv San Diego (Santa Fe Ry.)	* 7 45	* 11 30	* 11 45	* 4 00	* 7 00	
Ar Los Angeles (Un. Sta.)	10 30	2 15	4 00	6 45	9 45	

SOUTHBOUND	98	72	70	76	74-76	38
Lv San Francisco (3rd St.)	* 8 15	* 1 00	* 6 30	* 9 00		* 7 05
Lv Burlingame	m 1 25	p 6 55	p 9 23			7 29
Lv Palo Alto	m 4 50	p 7 15	p 9 42			7 53
Ar San Jose	9 08	2 10	7 40	10 03		8 20
Lv San Francisco (Mkt. St.)	7 00					* 8 00
Lv Oakland Pier	7 25					8 28
Lv Oakland (1st St.)	7 41					8 45
Lv Fruitvale	7 48					8 52
Ar San Jose	8 45					9 50
Lv San Jose	9 12	2 25	7 52	10 12	10 12	8 30
Lv Watsonville Junction	4 01	9 15	11 25	11 25	11 25	9 50
Lv Salinas	10 35	4 45	9 47	11 55	11 55	10 34
Lv San Luis Obispo	1 20	9 35	1 38	3 11	3 11	3 10
Ar Santa Barbara	3 35	3 48	5 05	5 58	5 58	
Ar Ventura	2 25	5 05	6 56	8 42	8 42	
Ar Glendale (k)	6 40	6 20	8 07	9 00	9 00	
Ar Los Angeles..(Un. Sta.)	6 00	6 45	8 35	9 00	9 00	
Lv Los Angeles (Santa Fe Ry.)	* 12 30	* 7 45	* 12 15	* 3 15	* 8 00	
Ar San Diego	5 15	10 30	3 00	6 00	10 45	

No. 99—Morning Daylight. Daily.

Streamlined Air-Conditioned Train. All seats must be reserved in advance. Passenger Agent, Porter and Maid service. Radio, Chair Cars, Coffee Shop Cars, Parlor Observation Car. Meal Service in Coffee Shop Cars—Breakfast 50c to 75c; Luncheon 75c to \$1.00; also a la carte service throughout the day. Tickets Honored: Ask Agents.

No. 71—Daily

Coaches and ★Dining Car: Los Angeles to San Francisco.

Meal Service in Dining Car—Breakfast 50c to 75c; Dinner 75c to \$1.00; also a la carte service. Tickets Honored: All Classes.

No. 37—Daily

Coaches: San Luis Obispo to San Francisco.

Tickets Honored: All Classes.

No. 69—Coaster. Daily.

Tourist Sleepers: ★Los Angeles to San Francisco.

Reclining Chair Cars: Los Angeles to San Francisco (Exclusive Women's and Children's Coach).

Dining Car Service: ★Economy meals—50c to 75c Breakfast; 75c to \$1.00 Dinner, also a la carte service. Tickets Honored: Ask Agents.

No. 75—Lark (Streamlined) Daily.

Full Lounge Car: ★Los Angeles to San Francisco (Radio)

Standard Sleepers: ★Los Angeles to San Francisco. (Drawing-Rooms, Compartments, Bedrooms, Roomettes, Sections).

Dining Car: ★(For Dinner and Breakfast).

Tickets Honored: Ask Agents.

No. 75-73—Oakland Lark (Streamlined) Daily.

Standard Sleeper: ★Los Angeles to Oakland. (Sections, Bedrooms, Roomettes, Drawing-Room, Compartment).

Cafe-Lounge Sleeper: ★Los Angeles to Oakland. (Dinner and Breakfast Service).

Full Lounge Car: ★Los Angeles to San Francisco. (Radio)

Dining Car: ★(Dinner only).

Coach: San Jose to San Francisco (via Oakland Pier).

Tickets Honored: Ask Agents.

No. 98—Morning Daylight. Daily.

Streamlined Air-Conditioned Train. All seats must be reserved in advance. Passenger Agent, Porter and Maid service. Radio, Chair Cars, Coffee Shop Cars, Parlor Observation Car. Meal Service in Coffee Shop Cars—Breakfast 50c to 75c; Luncheon 75c to \$1.00; also a la carte service throughout the day. Tickets Honored: Ask Agents.

No. 72—Daily

No local passengers carried between San Francisco and San Jose.

Coaches and ★Dining Car: San Francisco to Los Angeles.

Meal Service in Dining Car—Breakfast 50c to 75c; Dinner 75c to \$1.00; also a la carte service. Tickets Honored: All Classes.

No. 38—Daily

Coaches: San Francisco to San Luis Obispo.

Tickets Honored: All Classes.

No. 70—Coaster. Daily.

Local tickets to points North of Paso Robles NOT honored.

Tourist Sleepers: ★San Francisco to Los Angeles.

Reclining Chair Cars: San Francisco to Los Angeles (Exclusive Women's and Children's Coach).

Dining Car Service: ★Economy meals—50c to 75c Breakfast; 75c to \$1.00 Dinner. Also a la carte service. Tickets Honored: Ask Agents.

No. 76—Lark (Streamlined) Daily.

Full Lounge Car: ★San Francisco to Los Angeles. (Radio)

Standard Sleepers: ★San Francisco to Los Angeles. (Drawing-Rooms, Compartments, Bedrooms, Roomettes, Sections).

Dining Car: ★(For Dinner and Breakfast).

Tickets Honored: Ask Agents.

No. 74-76—Oakland Lark (Streamlined) Daily.

Standard Sleeper: ★Oakland to Los Angeles. (Sections, Bedrooms, Roomettes, Drawing-Room, Compartment).

Full Lounge Car: ★San Francisco to Los Angeles. (Radio)

Cafe-Lounge Sleeper: ★(Dinner and Breakfast Service): Oakland to Los Angeles.

Dining Car: ★(Breakfast only).

Coach: San Francisco to San Jose (via Oakland Pier).

Tickets Honored: Ask Agents.

San Francisco, San Jose, Del Monte, Pacific Grove

No. 36 Coaches and Smoker: ★Parlor-Buffer Observation Car: Nos. 35.

READ DOWN					READ UP				
38-	Del Monte	72-	98-	Daylight	Del Monte	Bus-	37-	Daylight	Bus-
* 7 05	* 4 00	* 1 00	* 8 15	0	* 11 30	* 5 35	6 00		
7 29	4 17	m 1 25		16	11 05	5 08			
7 53	4 37	m 1 45		30	10 44	4 46			
8 30	5 10	2 25	9 12	47	10 20	4 15	4 58		
9 50	6 20	4 01		97	9 13	3 00			
	6 35	4 17		107	8 53				
	▲ 6 38	4 17		107	▲ 8 48				
10 34	▲ 6 55	4 45	10 35	114	▲ 8 28	2 30	3 38		
10 40		▲ 4 50	10 40	114	▲ 8 20	▲ 2 20	▲ 3 20		
	f 6 57	z	116		f 8 28	z	▲ 3 20		
11 20	7 15	▲ 5 30	11 25	121	8 15	▲ 1 40	▲ 2 45		
11 23	7 18	▲ 5 33	11 28	122	8 10	▲ 1 33	▲ 2 38		
11 40	7 55	▲ 5 50	11 45	124	* 7 45	▲ 1 15	▲ 2 20		

All PM time in dark face figures.

★—Regularly assigned cars are air-conditioned.

*—Daily.

↓—No local passengers carried between San Francisco and San Jose.

▲—Pacific Greyhound Bus. †—Sunday and Holidays see (a).

◆—Entrain passengers destined to Paso Robles or points beyond.

◆—New Year's Day, Washington's Birthday, Decoration Day, Fourth of July, Labor Day, Thanksgiving, Christmas.

◆—Stops on signal to detrain from Santa Barbara or beyond.

◆—Stops on signal to detrain from Watsonville Jct., or beyond.

◆—Stops on signal to detrain from Salinas or beyond.

◆—Stops on signal to detrain for Salinas or beyond.

f—Flag stop to entrain or detrain passengers.

Los Angeles, Santa Barbara, Del Monte, Monterey, Pacific Grove

READ DOWN					READ UP					
75-	69-	71-	98-	Daylight	75-	69-	71-	98-	Daylight	
* 9 00	* 6 30	* 1 00	* 8 15		Lv Los Angeles	Ar	* 6 00	* 6 45	* 8 35	9 00
9 27	6 54	1 20	8 35		Lv Glendale (k)	Ar	5 40	6 20	8 07	8 42
	8 25	3 15			Lv Oxnard	Ar		4 12	6 25	
10 56	8 50	3 40			Lv Ventura	Ar		3 48	6 05	6 56
11 44	9 50	5 10	10 35		Lv Santa Barbara	Ar	3 35	2 25	5 05	5 58
2 40	1 10	9 55	12 55		Lv San Luis Obispo	Lv	1 20	9 35	1 38	3 11
	5 42	5 00	3 00	3 38	Lv Paso Robles	Lv		7 50	11 57	
▲ 5 50	▲ 5 50	▲ 3 10	▲ 3 45		Lv Salinas	Lv	10 35	4 45	9 47	11 55
					Ar Ord (Fort Ord)	Lv	▲ 10 16	▲ 4 35	▲ 9 25	▲ 11 25
					Lv Del Monte	Lv	▲ 9 41	▲ 4 02	▲ 8 54	▲ 10 54
▲ 6 30	▲ 6 30	▲ 3 50	▲ 4 30		Ar Monterey	Lv	▲ 9 30	▲ 3 48	▲ 8 30	▲ 10 43
▲ 6 50	▲ 6 50	▲ 4 10	▲ 4 50		Ar Pacific Grove	Lv	▲ 9 10	▲ 3 30	▲ 8 15	▲ 10 25

◆—Stops on signal to entrain for Gilroy or beyond.

◆—Gateway to Hollywood, Beverly Hills, Santa Monica and Pasadena. Taxi service available.

m—Stops on signal to entrain for points beyond San Jose.

n—Stops on signal to detrain from south of San Jose.

p—Stops to entrain Pullman passengers.

◆—Frequent Pacific Greyhound Bus Service between Salinas, (P.O.L. Station) Monterey and Fort Ord.

Coast Line

San Francisco, Oakland, San Jose, Salinas, Santa Barbara, Ventura, Los Angeles

Southbound

Table 134 (A)		MILE S	Morning Daylight	L.A. Passenger	Coaster	Oakland Lark	S. F. Lark	Passenger	Del Monte
	No. 98 Daily	No. 72 Daily	No. 70 Daily	No. 74 Daily	No. 76 Daily	No. 38 Daily	No. 36 Daily		
8 Lv San Francisco (3rd St.) Δ	0 8 15	1 00	e 6 30		9 00	7 05	4 00		
25 " Burlingame	16	u 1 25	e 6 55		k 9 23	7 29	4 17		
22 " San Mateo	18	u 1 28				7 34			
59 " Redwood City	25	u 1 36				7 45			
9 " Palo Alto	30	u 1 45	e 7 15		k 9 42	7 53	b 4 37		
86 Ar San Jose	47	9 08	e 7 40		10 03	8 20	4 59		
No. 250		No. 74		No. 76		No. 38		No. 36	
6 Lv San Francisco (Market St.) Δ	0	* 7 00			* 8 00				
14 " Oakland Pier Δ	4	7 25			8 00				
14 " Oakland (First St.) Δ	7	7 41			8 00				
34 " Fruitvale	10	7 48			8 00				
86 Ar San Jose	47	8 45			9 50				
No. 98		No. 72		No. 76		No. 38		No. 36	
86 Lv San Jose	47	2 25	e 7 52		10 12	10 12	8 30	5 10	
243 " Morganhill	67	2 52							
283 " San Martin	71	m 2 56							
192 " Gilroy (138)	77	3 12	e 8 30				9 08	5 46	
136 " Sargent	83	m 3 22							
91 " Aromas	91	f 3 35							
24 Ar Watsonville Junction	97	3 44	e 8 59		11 17	11 17	9 36	5 25	
21 Ar Watsonville Junction	97	4 01	e 9 15		11 25	11 25	9 50	5 25	
18 Ar Castroville (132, 133)	107	4 17							
18 Lv Castroville	107	4 17							
43 Lv Salinas (132, 133)	114	10 35	4 45	e 9 47	11 55	11 55	10 34	5 55	
102 " Chualar	125	1 51	5 01						
126 " Gonzales	131	1 51	5 12						
182 " Soledad	140	1 51	5 28						
233 " Metz	148	1 51	5 40						
333 " King City	160	1 51	5 56						
398 " San Lucas	169	1 51	6 10						
454 " San Ardo	179	1 51	6 25						
539 " Bradley	192	1 51	6 41						
585 " Camp Roberts	199	1 51	6 57						
616 " San Miguel	203	1 51	7 02						
722 " Paso Robles	212	1 51	7 17						
774 " Templeton	218	1 51	7 33						
832 " Atascadero	223	1 51	7 48						
995 " Santa Margarita	232	1 51	8 03						
239 Ar San Luis Obispo	248	1 15	8 19		3 02	3 02	3 10		
239 Lv San Luis Obispo	259	1 20	8 35		3 11	3 11			
36 " Pismo	262	10 05	8 50						
19 " Oceano	273	10 40	9 05						
80 " Guadalupe (144)	284	11 00	f 2 55						
283 " Casimla	293	m 11 19	f 3 05						
210 " Tangair	299	11 45	f 3 25						
49 " Surf (145)	307	f 12 01							
203 " Arlight	321	f 12 42							
108 " Concepcion	336	f 1 12							
34 " Gaviota	351	f 1 40							
34 " Naples	359	f 1 56							
37 " Goleta	367	3 35	2 25		5 05	5 05	5 58		
7 Ar Santa Barbara	367	3 40	2 45	e 5 15	6 10	6 10			
7 Lv Santa Barbara	377	3 40	3 06						
7 " Carpinteria	394	3 48	3 48	e 6 05	6 56	6 56			
43 " Ventura (146, 147)	397								
90 " Montalvo	399								
45 " Oxnard	404	4 12	6 25						
140 " Camarillo	413	4 30	m 6 37						
508 " Moorpark	423	f 4 54							
963 " Santa Susana	434	f 5 13							
1119 " Hasson	437								
952 " Chatsworth	442	f 5 32							
808 " Northridge	446	f 5 42							
455 " Burbank	459	f 6 04							
528 " Glendale (p)	464	5 40	6 20	8 07	8 42	8 42			
293 Ar Los Angeles (Un.Sta.) Δ	470	6 00	6 45	8 35	9 00	9 00			
Train Numbers		98	72	70	74-76	76			

Northbound

Table 134 (B)		MILE S	Morning Daylight	S. F. Passenger	Coaster	S. F. Lark	Oakland Lark		
	No. 99 Daily	No. 71 Daily	No. 69 Daily	No. 75 Daily	No. 73 Daily	75-73 Daily			
Lv Los Angeles (Un. Sta.)	0 8 15	1 00	6 30	9 00	9 00				
" Glendale (p)	11 8 35	1 20	6 54	9 27	9 27				
" Burbank	16	f 1 29							
" Northridge	24	f 1 49							
" Chatsworth	28	f 1 59							
" Hasson	33	f 2 07							
" Santa Susana	36	f 2 13							
" Moorpark	47	f 2 28							
" Camarillo	57	f 2 47							
" Oxnard	66	f 3 15	8 25						
" Montalvo	71	f 3 22							
" Ventura (146, 147)	76	f 3 40	8 50	10 56	10 56				
" Carpinteria	93	4 29							
Ar Santa Barbara Δ	103	4 50	9 40	11 37	11 37				
Lv Santa Barbara	103	10 35	9 50	11 44	11 44				
" Goleta	111	f 5 55							
" Naples	119	f 5 58							
" Gaviota	135	f 6 00							
" Concepcion	149	f 6 26							
" Arlight	163	f 6 52							
" Surf (145)	171	7 30							
" Tangair	177		11 26						
" Casimla	186	7 59	f 11 38						
" Guadalupe (144)	197	8 36	12 20						
" Oceano	208	8 57	12 30						
" Pismo	211	9 04	12 40						
Ar San Luis Obispo	222	12 50	12 56	2 28	2 40				
Lv San Luis Obispo	222	12 50	1 10	2 40	2 40				
" Santa Margarita	238	1 02	2 00						
" Atascadero	247	11 02							
" Templeton	252	11 16							
" Paso Robles	262	12 05	2 40						
" San Miguel	267	12 12	2 55						
" Camp Roberts	271	12 26	3 01						
" Bradley	281	12 46							
" San Ardo	302	1 14							
" San Lucas	310	1 31	3 53						
" King City	322	1 44							
" Metz	330	1 59							
" Soledad	339	2 14							
" Chualar	345	2 25							
" Salinas (132, 133)	356	3 38	5 00	5 42	5 42				
Ar Castroville (132, 133)	364	f 3 10							
Lv Castroville	364	f 3 10							
Ar Watsonville Junction	374	3 24	5 24	6 08	6 08				
Lv Watsonville Junction	374	3 39	5 39	6 20	6 20				
" Aromas	380	f 3 46							
" Sargent	387	4 02							
" Gilroy (138)	393	4 15	6 12						
" San Martin	399	4 24							
" Morganhill	403	4 30							
Ar San Jose	423	4 58	4 56	6 51	7 25				
Lv San Jose	423	5 03	5 20	7 15	7 45				
" Palo Alto	440	5 45	7 44	8 09					
" Redwood City	445	5 53							
" San Mateo	452	6 12							
" Burlingame	454	6 17	8 13	8 29					
Ar San Francisco (3rd St.)	470	6 00	6 45	8 45	9 00				
Train Numbers		99	71	69	75	75-73	37	35	

PLEASE DON'T BE A "NO SHOW" ON THE DAYLIGHT
 Passengers traveling on our Morning Daylight are required to reserve their seats in advance. There is no charge for reservations in the chair cars.
 Unfortunately, many people reserve their seats and then simply fail to show up at train time. Result is that seats go out empty, and other travelers who might have used those seats are disappointed.
 So if you're planning a trip on the streamlined Daylight we'll appreciate it if you do two things:
 1. Buy your ticket and reserve your seat in advance.
 2. If you decide not to make the trip, please let us know immediately so we can release your space for other travelers.
 Many thanks.

OAKLAND CONNECTIONS

	No. 255	No. 73	No. 73	No. 255
Lv San Jose	0* 5 08	* 7 47	* 7 47*	5 08
" Fruitvale	37 6 16	8 50	8 50	6 16
" Oakland (First St.) Δ	40 6 27	9 05	9 05	6 27
Ar Oakland Pier Δ	43 6 35	9 20	9 20	6 35
Ar San Francisco (MkLSt.) Δ	47 7 20	9 50	9 50	7 20

Bus and Street Car service available between Southern Pacific Ferry Station and Third Street Station, San Francisco

LOS ANGELES TO SAN DIEGO—A. T. & S. F. Ry.

293 Lv Los Angeles (Un. Sta.)	0* 12 30*	7 45*	12 15*	3 15*	8 00
14 Ar San Diego	126	5 15	10 30	3 00	6 10 10 45

(C) Table 135

SAN DIEGO TO LOS ANGELES—A. T. & S. F. Ry.

Lv San Diego	0* 7 45*	11 30*	11 45*	4 00*	7 00
Ar Los Angeles (Un. Sta.)	126	10 30	2 15	4 00	6 45 9 45

- All PM time in dark faced figures.
- *—Daily. Δ—Air Mail dispatched from.
- No local passengers carried between San Francisco and San Jose.
- ▲—Pacific Greyhound Bus.
- Stops on signal to entrain for Watsonville Jet, or beyond.
- Stops on signal to detrain from Santa Barbara or beyond.
- Stops on signal to entrain passengers for Salinas or beyond.

- Stops on signal to detrain passengers from Salinas or beyond.
- f—Flag stop to entrain or detrain passengers.
- Stops on signal to detrain pay passengers from Los Angeles or beyond.
- Stops on signal to detrain passengers from south of San Jose.
- Stops to entrain Standard Sleeping Car passengers.
- Stops on signal to entrain pay passengers for Los Angeles or beyond.

- Stops on signal to entrain for Gilroy or beyond.
- Gateway to Hollywood, Beverly Hills, Santa Monica and Pasadena. Taxi service available.
- Stops on signal

Coast LineSan Francisco, Los Gatos, Santa Cruz
Santa Cruz, Santa Barbara, Los Angeles**(A) San Francisco, San Jose, Los Gatos—
Boulder Creek, Santa Cruz**

READ DOWN				READ UP						
132 Daily Ex Sat. & (a)	Train No. 36 & Bus Daily (See ★)	168 Sat. Only (See ★)	Train No. 114 & Bus Daily	Train No. 112 & Bus Daily	Mis.	127 Daily Ex Sat. & (a)	Bus & Train No. 133 Ex Sun. & (a)	Bus & Train No. 135 Ex Sun. & (a)	Bus & Train No. 37 Daily	Bus & Train No. 155 Daily
5 17	4 00	1 05	8 20	7 00	0	8 20	9 30	9 55	5 35	11 15
6 00	4 59	1 31	8 53	7 33	16		8 56	9 24	5 08	10 38
		1 35	8 57	7 37	18		8 56	9 24	5 08	10 38
		1 45	9 10	7 51	25	7 41	8 37	9 04	4 54	10 18
5 56		1 56	9 19	8 02	30		8 27	9 04	4 46	10 09
6 00		2 00	9 24	8 07	32	7 30	8 23	8 59	4 46	10 04
			9 31	8 14	36		8 17	8 52		9 57
			9 50	8 35	47		8 00	8 38	4 25	9 40
					0					
					0					
					4					
					7					
					4					
					7					
					10					
					17					
					47					
					0					
					4					
					7					
					4					
					7					
					10					
					17					
					47					
					0					
					4					
					7					
					4					
					7					
					10					
					17					
					47					
					0					
					4					
					7					
					4					
					7					
					10					
					17					
					47					
					0					
					4					
					7					
					4					
					7					
					10					
					17					
					47					
					0					
					4					
					7					
					4					
					7					
					10					
					17					
					47					
					0					
					4					
					7					
					4					
					7					
					10					
					17					
					47					
					0					
					4					
					7					
					4					
					7					
					10					
					17					
					47					
					0					
					4					
					7					
					4					
					7					
					10					
					17					
					47					
					0					
					4					
					7					
					4					
					7					
					10					
					17					
					47					
					0					
					4					
					7					
					4					
					7					
					10					
					17					
					47					
					0					
					4					
					7					
					4					
					7					
					10					
					17					
					47					
					0					
					4					
					7					
					4					
					7					
					10					
					17					
					47					
					0					
					4					
					7					
					4					
					7					
					10					
					17					
					47					
					0					
					4					
					7					
					4					
					7					
					10					
					17					
					47					
					0					
					4					
					7					
					4					
					7					
					10					
					17					
					47					
					0					
					4					
					7					
					4					
					7					
					10					
					17					
					47					
					0					
					4					
					7					
					4					
					7					
					10					
					17					
					47					
					0					
					4					
					7					
					4					
					7					
					10					
					17					
					47					
					0					
					4					
					7					
					4					
					7					
					10					
					17					
					47					
					0					
					4					
					7					
					4					
					7					
					10					
					17					
					47					
					0					
					4					

Coast Line

Miscellaneous Schedules

(A) Table 141 SAN FRANCISCO, OAKLAND, FRUITVALE, SAN JOSE

74 Daily	250 Daily	Mis.	(Via Newark)	73 Daily	255 Daily
8 00	7 00	0	Lv San Francisco (Market St.)	Ar 9 50	7 20
8 28	7 25	4	Lv Oakland Pier (Ferry)	Ar 9 20	6 35
8 45	7 41	7	Lv Oakland (1st St.)	Ar 9 05	6 27
8 52	7 48	10	" Fruitvale	Ar 8 50	6 16
		13	" Elmhurst	"	"
	8 18	31	" Newark	"	"
		39	" Alviso	Ar 8 01	"
		42	" Agnew	Ar 7 57	"
9 38	8 45	47	Ar San Jose	Lv 7 47	5 08

f-Flag stop to entrain or detrain passengers.

(B) Table 142 SANTA CRUZ, DAVENPORT
Pacific Greyhound Bus—Daily

Lv Santa Cruz (186 to 189)	0	6 40	7 10	3 10	11 10
Ar Davenport	11	7 20	7 50	3 50	11 50
Lv Davenport	0	8 15	4 15	12 15	
Ar Santa Cruz (186 to 189)	11	8 45	4 45	12 45	

(C) Table 143 MONTEREY, CARMEL
The Bay Rapid Transit Company

Daily Bus—15 minute running time—(Tables 132, 133)

Lv Monterey for Carmel	6.40, 7.15, 8.05, 9.00, 9.40, 10.35, 11.35
Ar Monterey	12.10, 12.45, 1.35, 2.10, 3.00, 3.40, 4.35, 5.10, 5.50, 6.40, 7.30, 8.10, 9.00, 10.00, 11.00, 12.05.
Lv Carmel for Monterey	7.00, 7.45, 8.40, 9.20, 10.15, 11.10, 11.55.
Ar Carmel	12.30, 1.15, 1.55, 2.45, 3.20, 4.15, 4.55, 5.30, 6.25, 7.00, 7.50, 8.40, 9.30, 10.40, 11.40, 12.20.

(D) Table 144 GUADALUPE, SANTA MARIA
Bill's Taxi (Daily Bus)—Rail tickets not honored.

Lv Guadalupe (134)	0	12 40	2 50	8 45	11 23
Ar Santa Maria	9	1 00	3 10	9 05	11 43
Lv Santa Maria	0	2 10	8 05	10 45	11 45
Ar Guadalupe (134)	9	2 30	8 25	11 05	12 05

(E) Table 145 SURF, LOMPOC
Pacific Motor Transport Co. (Daily Bus)

Lv Surf (134)	0	3 35	7 55	11 40
Ar Lompoc	10	4 05	8 25	12 15
Lv Lompoc	0	2 40	6 35	10 45
Ar Surf (134)	10	3 05	7 05	11 15

(F) Table 146 VENTURA—OJAI
Citizens Transit Lines. Ventura Office—522 E. Santa Clara
(Purchase tickets to Ventura only)

35 minute running time—(Table 134)

Lv Ventura for Ojai	*7.15, *7.35, *9.10, *11.00, *1.15, *3.00, *5.15, *6.30, *10.00, *11.20.
Lv Ojai for Ventura	*6.50, *8.15, *9.50, *11.50, *2.00, *4.10, *6.15, *7.30, *10.40.


(G) Table 147
SANTA BARBARA, VENTURA, SAUGUS, LOS ANGELES
Pacific Greyhound Bus—Daily

4 05	4 25	Lv Santa Barbara (PGL Station)	Ar 9 58	11 30
		Lv Ventura (S. P. Station)	Ar 9 02	10 36
5 30	6 50	Lv Ventura P.G.L., 134	Ar 8 41	10 17
	7 15	" Oxnard	"	9 42
6 13	7 48	" Santa Paula	"	9 16
6 34	8 14	" Fillmore	"	8 22
7 29	9 08	" Saugus	"	7 52
7 58	9 38	" San Fernando	"	7 45
9 05	10 45	Ar Los Angeles	Lv 6 15	

The WAR BONDS
you buy now will help
pay for a new home
after the war.

All PM time in Dark faced figures.
*—Daily.
♦—Sunday and Holidays only.
†—Daily except Sunday and Holidays.
‡—Saturdays, Sundays and Holidays only.


THE WHOLESALE TERMINAL — LOS ANGELES UNION TERMINAL, INC.



Over 21 acres of land with modern, reinforced concrete buildings, with an aggregate floor area of approximately two million square feet. Units available in varying areas under favorable lease terms, suitable for storage or manufacturing purposes. Here is located the largest certificated warehouse in Los Angeles—Southern Pacific's Union Terminal Warehouse in the heart of Los Angeles' wholesale district, providing 370,000 square feet of floor area.

To Shippers, these features are of interest: Concrete Class "A" construction, Sprinkler system, Insurance rates as low as 11.8c. Complete warehouse and distribution service. United States Customs Bonded Warehouse No. 7. Telegraph offices and branch bank within the buildings. Freight service tracks of Southern Pacific Company are located on the property and pick-up and delivery service is afforded by Southern Pacific Motor Transport Service.

For detailed information, write Mr. Walter E. Teague, Vice President and General Manager, Los Angeles Union Terminal, Inc., 746 South Central Avenue, Los Angeles, California.



When America's first express service started, the locomotives burned wood and the railway's length was 45 miles. In 1944, from border to border and coast to coast, Railway Express delivers America's shipments, at passenger train speed, via 230,000 miles of track. You can help us do our war job and serve you, too, by packing all shipments securely — addressing them clearly — sending them early.

RAILWAY EXPRESS

AGENCY INC.



NATION-WIDE SERVICE

San Joaquin Valley Line

San Francisco, Oakland, Berkeley, Fresno, Bakersfield, Los Angeles
Portland, Dunsmuir, Los Angeles

NORTHBOUND	(A) Table 149				SOUTHBOUND				
	51 Daily	25 Daily	59-16 Daily	55 Daily	52 Daily	56 Daily	26 Daily	15-60 Daily	
Lv Los Angeles (Un. Sta.)	8 00	5 00	5 30	8 25	Lv San Francisco (Mkt. St.)	8 00	8 30	5 00	
Lv Glendale (e)	8 21	5 23	5 53	8 30	Lv Oakland Pier	8 30	9 05	5 35	
Lv Bakersfield	1 19	11 30	11 59	9 01	Lv Oakland (16th St.)	8 38	9 13	5 50	
Lv Tulare	2 28	11 42	12 11	9 50	Lv Berkeley (Univ. Ave.)	8 49	9 24	6 05	
Lv Fresno	3 40	2 45	3 20	10 58	Lv Richmond	9 00	9 36	6 20	
Lv Madera	4 09	b	4 03	10 53	Lv Martinez	9 44	10 27	7 08	
Lv Merced	4 50	b	5 00	11 55	Ar Tracy	10 55	12 03	8 42	
Lv Modesto	5 45	b	5 10	1 40	Lv Tracy	11 00	12 23	8 50	
Lv Lathrop	6 27	b	6 09	2 27	Lv Lathrop	11 47	12 45	b	
Ar Tracy	6 27	5 45	6 09	2 27	Lv Modesto	11 47	1 40	b	
Lv Tracy	6 33	5 55	6 33	2 07	Lv Merced	12 37	3 20	b	
Ar Martinez	7 35	7 18	7 35	4 46	Lv Madera	1 18	4 26	b	
Ar Richmond	8 21	8 06	8 34	5 55	Ar Fresno	1 50	5 00	11 55	
Ar Berkeley (Univ. Ave.)	8 34	8 20	8 34	6 08	Ar Tulare	3 03	6 45	1 10	
Ar Oakland (16th St.)	8 48	8 35	8 55	6 15	Ar Bakersfield	4 22	9 00	2 55	
Ar Oakland Pier	8 55	8 45	9 05	6 50	Ar Glendale (e)	9 40	5 50	9 07	
Ar San Francisco (Mkt. St.)	9 30	9 20	9 30	7 00	Ar Los Angeles (Un. Sta.)	10 00	6 15	9 30	
Lv San Diego (Santa Fe)	* 7 45	* 11 30	* 11 45	* 4 00	* 7 00	Lv Los Angeles (Santa Fe)	* 12 30	* 7 45	* 12 15
Ar Los Angeles (Un. Sta.)	10 30	2 15	4 00	6 45	9 45	Ar San Diego	5 15	10 30	3 00

ADVANCE RESERVATIONS REQUIRED ON THE SAN JOAQUIN DAYLIGHT

All seats are reserved on the San Joaquin Daylight (Trains 51 and 52.) Please reserve your seat in advance.

Bus and Street Car Service available between Southern Pacific Ferry Station and Third Street Station, San Francisco.

(B) Table 150				Los Angeles—Portland			
LOS ANGELES TO PORTLAND				PORTLAND TO LOS ANGELES			
Via Martinez	51-18	Via Coast Line and Oakland Pier	99-255	Via Sacramento	59-16	Via San Francisco and Coast Line	23-70
Lv Los Angeles	* 8 00	Lv Los Angeles	* 8 15	Lv Los Angeles	* 5 30	Lv Portland	* 5 20
Lv Fresno	3 40	Lv Santa Barbara	10 35	Lv Fresno	3 20	Lv Dunsmuir	6 30
Lv Tracy	6 33	Ar San Jose	4 58	Lv Lathrop	6 45	Ar Oakland Pier	2 15
Ar Martinez	7 35	Lv San Jose	5 08	Lv Stockton	7 20	Ar San Francisco (Ferry)	2 50
Lv Martinez	8 50	Ar Oakland Pier	6 35	Ar Sacramento	9 00	Lv San Francisco 3rd St.	6 30
Lv Davis	10 00	Lv Oakland Pier	7 15	Ar Fresno	10 55	Lv San Jose	7 52
Ar Dunsmuir	4 15	Ar Dunsmuir	4 15	Ar Bakersfield	1 50	Ar Santa Barbara	5 05
Ar Portland	6 45	Ar Portland	5 45	Ar Los Angeles	10 00	Ar Los Angeles	8 35

For your own comfort check your "not needed" bags in baggage cars to destination.

No. 51—San Joaquin Daylight. Daily.
Streamlined Air-Conditioned Train. Seats must be reserved in advance. Passenger Agent, Porter and Maid Service. Radio Chair Cars, Coffee Shop Cars.
Meal Service in Coffee Shop Cars—Breakfast 50c to 75c; Luncheon and Dinner 75c to \$1.00; also a la carte items.
Tickets Honored: Ask Agents.

No. 25—Owl. Daily.
Bedroom Lounge Sleeper: ★ Los Angeles to San Francisco. (Single and Double Bedrooms)
Standard Sleeping Cars: ★ Los Angeles to San Francisco. (Section, Drawing-Rooms, Compts.)
Diner: ★ (dinner and breakfast).
Tourist Sleeper: ★ Los Angeles to San Francisco.
Reclining Chair Car and Coach: Los Angeles to San Francisco.
Tickets Honored: Ask Agents.

No. 59-16—West Coast. Daily.
Standard Sleeping Cars: ★ Los Angeles to Portland. (Sections, Drawing-Rooms, Compartments.)
★ Los Angeles to Sacramento. (Sections, Bedrooms.)
Tourist Sleepers: ★ Los Angeles to Portland.
Dining Car: ★ For Meal Service.
Reclining Chair Cars: ★ Los Angeles to Portland.
Tickets Honored: Ask Agents.

No. 55—Daily.
Standard Sleeping Car: ★ Los Angeles—to Fresno. (Sections, Drawing-Room.)
Coaches: Los Angeles to San Francisco. (News Agent: Box Lunches, Sandwiches, etc.)
Tickets Honored: All Classes.

No. 52—San Joaquin Daylight. Daily.
Streamlined Air-Conditioned Train. Seats must be reserved in advance. Passenger Agent, Porter and Maid Service. Radio. Chair Cars, Coffee Shop Cars.
Meal Service in Coffee Shop Cars—Breakfast 50c to 75c; Luncheon and Dinner 75c to \$1.00; also a la carte items.
Tickets Honored: Ask Agents.

No. 26—Owl. Daily.
Bedroom Lounge Sleeper: ★ San Francisco to Los Angeles. (Single and Double Bedrooms.)
Standard Sleeping Cars: ★ San Francisco to Los Angeles. (Sections, Drawing-Rooms, Compartments)
★ Fresno to Los Angeles. (Ready for occupancy at 9:00 PM.) (Sections, Drawing-Room.)
Diner: ★ (dinner and breakfast).
Tourist Sleeper: ★ San Francisco to Los Angeles.
Reclining Chair Car and Coach: San Francisco to Los Angeles.
Tickets Honored: Ask Agents.

No. 15-60—West Coast. Daily.
Standard Sleeping Cars: ★ Portland to Los Angeles. (Sections, Drawing-Rooms, Compartments.)
★ Sacramento to Los Angeles. (Sections, Bedrooms, Drawing-Room.)
Tourist Sleepers: ★ Portland to Los Angeles. ★ Sacramento to Los Angeles.
Dining Car: ★ For meal service.
Reclining Chair Cars: ★ Portland to Los Angeles.
Tickets Honored: Ask Agents.

No. 56. Daily.
Coaches: San Francisco to Los Angeles. (News Agent: Box Lunches, Sandwiches, etc.)
Tickets Honored: All Classes.

Crockett-Vallejo (Pacific Greyhound Bus)

Lv Crockett	* 5 15	* 7 45	* 7 45	* 9 40	† 4 20	‡ 4 35	* 6 16	* 7 10	* 8 35	* 9 35
Ar Vallejo (401 York St.)	5 30	7 58	8 02	9 57	4 37	4 52	6 33	7 23	8 48	9 48
Lv Vallejo (401 York St.)	* 6 32	* 7 05	* 8 33	† 3 42	‡ 3 57	* 5 48	* 6 00	* 8 00	* 9 00	
Ar Crockett	6 50	7 25	8 50	4 00	4 15	6 05	6 20	8 13	9 13	

All PM time in Dark faced figures.
★ Regularly assigned cars are air-conditioned.
*—Daily. †—Daily Exc. Sunday. ‡—Sunday only.
‡—Does not stop. For information only.

(C) Table 151 Martinez-Benicia

Ferry service is operated between Martinez and Benicia. Ferry slip is located about five blocks from Southern Pacific Station at Martinez.

— Via Los Banos.
— Gateway to Hollywood, Beverly Hills, Santa Monica and Pasadena. Taxi service available.
j—Stops to detrain pay passengers from Los Angeles or beyond and entrain for Stockton or beyond.
r—Pacific Greyhound Station.

If S. P. schedules do not entirely meet your travel requirements, S. P. tickets will be honored on Pacific Greyhound Buses between certain points in San Joaquin Valley. Ask any Southern Pacific Agent

San Joaquin Valley Line

YOSEMITE VALLEY ROUTE

San Francisco, Sacramento, Stockton, Merced, Fresno, Bakersfield, Los Angeles

Southbound

(A) Table 152		San Joaquin Valley Line			
Elev	Mis.	San Joaquin Daylight No. 52 Daily	Passenger No. 56 Daily	Owl No. 26 Daily	West Coast No. 15-60 Daily
6	0	8 00	8 30	5 00	
14	0	8 30	9 05	5 35	
10	0	8 30	9 13	5 43	
18	0	8 30	9 24	5 50	
41	0	8 30	9 36	6 02	
14	0	8 30	10 08	6 22	
10	0	8 30	10 27	6 38	
14	0	8 30	10 34	6 45	
12	0	10 05	11 40	7 41	
31	0	10 05	11 13	7 14	
49	0	11 33	11 33	8 08	
82	0	11 33	11 38	8 08	
35	0	11 33	11 38	8 08	
64	0	11 33	12 03	8 42	
64	0	11 33	12 03	8 42	
24	0	11 33	12 03	8 42	
64	0	11 00	12 23	8 50	
26	0	11 00	12 43	8 50	
30	0	8 00	8 00	7 00	
52	646	7 45	7 45	6 40	
35	659	8 05	8 05	6 00	
35	0	8 05	8 05	7 15	
56	36	10 00	10 00	8 24	
24	48	10 35	12 10	9 00	
24	48	10 35	12 20	9 00	
26	58	10 35	12 47	9 12	
26	58	11 00	12 45	9 12	
40	97	11 00	12 55	9 12	
72	103	11 10	1 06	9 29	
74	106	11 18	1 13	9 33	
91	113	11 47	1 40	9 50	
93	117	12 05	2 03	9 57	
107	126	12 05	2 21	10 13	
121	132	12 05	2 29	10 20	
137	136	12 05	2 39	10 30	
153	143	12 05	2 48	10 40	
171	151	12 37	3 27	11 05	
249	168	1 18	3 55	11 26	
278	184	1 50	4 26	11 59	
290	206	2 00	4 50	12 15	
290	206	2 00	5 10	12 53	
309	215	2 00	5 30	1 15	
310	221	2 00	5 57	1 16	
301	226	2 00	6 06	1 16	
289	231	2 00	6 15	1 16	
279	239	3 03	6 25	1 10	
282	250	3 03	6 45	1 03	
266	260	7 20	7 20	2 03	
268	267	7 20	7 30	2 03	
279	272	7 40	7 40	2 45	
312	281	7 40	7 50	2 45	
349	287	7 40	7 50	2 45	
416	293	7 40	7 50	2 45	
413	301	7 40	7 50	2 45	
414	313	4 22	8 30	3 30	
414	313	4 32	8 30	3 40	
1291	349	10 20	10 20	3 40	
2709	361	11 09	11 09	3 40	
3367	365	6 15	6 15	5 00	
3947	381	6 57	6 57	6 15	
2751	406	7 26	7 26	6 52	
2354	414	7 26	7 26	6 52	
1165	451	2 05	2 05	8 26	
1269	453	4 47	4 47	8 55	
1063	462	4 47	4 47	8 55	
555	472	9 40	9 40	9 32	
425	477	9 40	9 40	9 32	
293	483	10 00	10 00	9 30	

(B) Table 152		San Joaquin Valley Line			
Mis.	San Joaquin Daylight No. 51 Daily	No. 51-261-20 Daily	Owl No. 25 Daily	Passenger No. 55 Daily	West Coast No. 59-16 Daily
0	8 00	8 00	5 00	8 25	5 30
6	8 21	8 21	5 23	9 01	5 53
11			5 30	9 10	
21			5 46	9 35	6 16
30			6 10	9 55	6 40
32			6 10	10 20	
63			7 34	11 55	
102	10 25	10 25	7 50	12 30	8 17
118	10 59	10 59	8 38	1 55	9 08
122			9 33	2 35	
134	11 34	11 34	9 33	2 55	10 00
148			9 33	3 30	
170	1 09	1 09	11 20	5 50	11 49
170	1 19	1 19	11 30	6 12	11 59
182			11 30	6 23	
190			11 30	6 35	
156			11 27	6 50	12 49
202			11 17	7 08	
210			11 17	7 18	
216			11 17	7 28	
222			11 17	7 58	6 142
232	2 28	2 28	1 10	8 31	
244			1 10	8 46	
252			1 10	9 00	
257			1 54	9 10	
262			1 54	9 25	
268			1 54	9 45	
277	3 30	3 30	2 25	9 45	3 00
277	3 40	3 40	2 45	10 15	3 20
299	4 09	4 09	2 45	10 53	4 03
332			2 45	11 15	
315	4 50	4 50	3 00	11 55	5 00
340			3 00	12 25	
346			3 00	12 35	
351			3 00	12 42	
357	5 18	5 18	3 00	12 59	5 36
365			3 00	1 05	
370	5 45	6 00	3 00	1 40	6 10
376	6 08	6 08	3 00	2 00	
380	6 14	6 14	3 00	2 12	
386	6 23	6 23	3 00	2 25	6 45
390			3 00	2 47	
401	6 27	6 27	5 45	2 47	6 45
0			5 45	3 07	
11			5 45	3 17	
20			5 45	3 31	
20			5 45	3 41	
33	6 50	6 50	5 45	3 55	
33	7 35	7 35	5 45	4 20	
68	9 10	9 10	5 45	4 50	
0	10 30	10 30	5 45	5 20	
13	11 45	11 45	5 45	5 50	
659	10 50	10 50	5 45	6 05	
0	▲ 5 30			12 10	
9	▲ 6 25			12 40	
20	6 33			3 31	
401			5 55	3 37	
416			6 27	3 41	
421			6 27	3 55	
429			6 27	4 20	
434			6 27	4 30	
442	7 14	7 14	6 54	4 50	
445			7 23	5 09	
448			7 23	5 40	
454	7 57	7 57	8 20	5 55	
468			8 06	6 05	
474			8 20	6 18	
477			8 35	6 35	
479			8 45	6 50	
483	9 30	9 30	9 20	6 50	

PLEASE DON'T BE A "NO SHOW" ON THE DAYLIGHT
 Passengers traveling on our San Joaquin Daylight are required to reserve their seats in advance. There is no charge for reservations.
 Unfortunately, many people reserve their seats and then simply fail to show up at train time. Result is that seats go out empty, and other travelers who might have used those seats are disappointed. So if you're planning a trip on the streamlined Daylight we'll appreciate it if you do two things:
 1. Buy your ticket and reserve your seat in advance.
 2. If you decide not to make the trip, please let us know immediately so we can release your space for other travelers.
 Many thanks.

FOOD FIGHTS for FREEDOM

OUR soldiers and sailors fight for freedom with guns and planes, with ships and tanks, with all the intricate machinery of modern war—and with food.
 Back of them stand the valiant farmers, producing the food to sustain our fighting forces, to uphold the strength of our allies, to keep the home front fit.
 Between the farms where the food is raised, and the "fronts" all over the globe where it is used, there are the railroads which—like the farmers—must do their jobs despite shortages of men and materials, if we are to fight at all.
 So when you think of food, think of it as the fighting stuff it is—to be used wisely, never wasted.

ASSOCIATION OF
American Railroads
 ALL UNITED FOR VICTORY

All PM time in Dark faced figures.
 ▲—Pacific Greyhound Bus. △—AirMail dispatched from.
 †—Does not stop at Lathrop station.
 †—Train 261. Train 51 arrives Modesto 5 45PM.
 †—Gateway to Hollywood, Beverly Hills, Santa Monica and Pasadena. Taxi service available.
 b—Stops to detrain passengers from Los Angeles or beyond; also train for Stockton or beyond.
 c—Stops on signal to detrain pay passengers from Stockton or beyond.
 d—Stops on signal to detrain pay passengers from Stockton or beyond.
 e—Leaves Lathrop 2 25PM.
 f—Flag stop to entrain or detrain passengers.
 g—PGL Bus. Train 55 leaves Lathrop 2 27PM.
 h—Train 262 arrives Modesto 11 25AM.
 k—Stops to entrain pay passengers for Mojave or beyond.
 m—Stops on signal to entrain pay passengers for Fresno or beyond.
 n—Stops on signal to entrain pay passengers for Glendale or beyond; also to detrain from Fresno or beyond.
 p—Stops to detrain pay passengers from Los Angeles or beyond.
 r—Stops on signal to detrain pay passengers from Fresno or beyond; also to entrain for Berkeley or beyond.
 t—Stops to detrain pay passengers from Fresno or beyond.
 u—Stops to detrain pay passengers for Colton or beyond.
 v—Stops on signal to entrain pay passengers for Los Angeles; also to detrain from Tracy or beyond.
 x—Stops on signal to detrain pay passengers from Glendale or beyond; also to entrain for Fresno or beyond.

San Joaquin Valley Line

Miscellaneous Schedules

If S. P. schedules do not entirely meet your travel requirements, S. P. tickets will be honored on Pacific Greyhound Buses between certain points in San Joaquin Valley. Ask any Southern Pacific Agent

PATTERSON, NEWMAN, LOS BANOS, KERMAN

26 Daily	Mis.	(A) Table 153	25 Daily
5 00	0	Lv San Francisco (Market Street).....	Ar 9 20
5 35	4	" " Oakland Pier.....	Ar 8 45
5 50	6	" " Oakland (16th St.).....	Ar 8 35
6 05	9	" " Berkeley (Univ. Ave.).....	Ar 8 25
6 20	15	" " Richmond.....	Ar 8 15
6 52	29	" " Crockett.....	Ar 7 46
7 08	35	" " Martinez.....	Ar 7 23
8 42	82	Ar Tracy.....	Lv 5 55
8 50	82	Lv Tracy.....	Ar 5 45
F 9 26	107	" Patterson.....	Ar 5 03
F 9 45	120	" Newman.....	Ar 4 47
F 9 53	124	" Gustine.....	Ar 4 40
10 25	140	" Los Banos.....	Ar 4 19
10 41	153	" Dos Palos.....	Ar 3 58
10 57	166	" Firebaugh.....	Ar 3 43
11 09	175	" Mendota.....	Ar 3 32
11 31	193	" Kerman.....	Ar 3 10
12 15	208	" Fresno.....	Ar 2 45
1 10	253	" Tulare.....	Ar 1 10
3 10	316	" Bakersfield.....	Ar 11 30
9 30	486	Ar Los Angeles (Union Station).....	Lv 5 00

LEMOORE, HANFORD, VISALIA, EXETER, PORTERVILLE

52-Bus Daily	Mis.	(B) Table 154	51-Bus Daily
8 00	0	Lv San Francisco (Market Street).....	Ar 9 30
8 30	4	" " Oakland Pier.....	Ar 8 55
8 38	6	" " Oakland (16th St.).....	Ar 8 48
8 49	9	" " Berkeley (Univ. Ave.).....	Ar 8 34
10 55	82	Ar Tracy.....	Lv 6 35
11 00	82	Lv Tracy.....	Ar 6 27
12 37	151	" Merced.....	Ar 4 50
2 00	206	" Fresno.....	Ar 3 40
3 03	250	Ar Tulare (152).....	SP Lv 2 28
3 10	0	Lv Tulare.....	Orange Belt Stages Ar 2 25
3 04	12	Ar Visalia.....	" " Ar 1 55
3 27	22	" Exeter.....	" " Ar 1 27
4 23	31	" Lindsay.....	" " Ar 1 05
4 35	37	" Strathmore.....	" " Ar 12 53
4 54	43	Ar Porterville.....	Lv 12 43
3 10	0	Lv Tulare.....	Ar 2 25
3 55	22	" Hanford.....	" " Ar 1 20
4 04	27	" Armona.....	" " Ar 1 10
4 40	32	Ar Lemoore.....	Lv 12 55
12 43	0	Lv Porterville.....	Ar 4 54
12 53	6	" Strathmore.....	" " Ar 4 35
1 05	12	" Lindsay.....	" " Ar 4 23
1 27	21	" Exeter.....	" " Ar 4 07
1 55	31	" Visalia.....	Ar 3 34
2 25	43	Ar Tulare.....	Lv 3 10
12 55	0	Lv Lemoore.....	Ar 4 40
1 10	5	" Armona.....	" " Ar 4 04
1 20	10	" Hanford.....	Ar 3 55
2 25	32	Ar Tulare.....	Orange Belt Stages Ar 3 10
3 03	0	Lv Tulare (152).....	SP Ar 2 28
4 22	63	Ar Bakersfield.....	Lv 1 19
10 00	233	Ar Los Angeles (Union Station).....	SP Lv 8 00

(C) Table 155 SAN JOSE, TRACY, BAKERSFIELD

▲ 3 55	▲ 5 50	Lv San Jose.....	Ar 10 15	▲ 9 45
▲ 4 50	▲ 6 40	" Pleasanton.....	Ar 9 20	▲ 8 50
▲ 5 15	▲ 7 05	" Livermore.....	Ar 9 05	▲ 8 35
▲ 5 55	▲ 7 45	Ar Tracy.....	Lv 8 14	▲ 7 44
8 50	11 00	Lv Tracy (S. P. Ar).....	Ar 5 45	6 27
11 55	1 50	Ar Fresno.....	Lv 2 45	3 40
1 10	3 03	Ar Tulare.....	Lv 1 10	2 28
2 55	4 22	Ar Bakersfield.....	Lv 11 30	* 1 19

(D) Table 156 SAN FRANCISCO, LIVERMORE

▲ 5 15	▲ 10 30	Lv San Francisco.....	Ar 10 05	▲ 7 50
▲ 5 50	▲ 11 05	Lv Oakland.....	Ar 9 30	▲ 7 15
▲ 7 02	▲ 12 20	Ar Pleasanton.....	Lv 8 15	▲ 6 05
▲ 7 20	▲ 12 24	Ar Livermore.....	Lv 8 00	▲ 5 50

For additional service between these points ask your Southern Pacific Agent.

(F) Table 158 STOCKTON, SACRAMENTO-JACKSON Amador Stage Lines

▲ 11 59	* 7 00	Lv Stockton.....	Ar 6 00	▲ 10 00
▲ 2 05	9 00	Ar Jackson.....	Lv 4 09	▲ 8 00
▲ 6 00	* 11 30	Lv Sacramento.....	Ar 9 15	▲ 4 25
▲ 8 15	1 45	Ar Jackson.....	Lv 7 00	▲ 2 15

Yosemite National Park—Open All Year

Standard Sleeper: ★ Los Angeles to Fresno on Train 55.

Streamlined Chair Cars and Coffee Shop Cars: ★ San Francisco and Los Angeles via Merced and Fresno on Trains 51 and 52.

56 Daily	52 Daily	Mis.	(G) Table 159	55 Daily	51 Daily	60-25 Daily
8 30	8 00	0	Lv San Francisco (Mkt. St.).....	Ar 6 50	9 30	9 20
9 05	8 30	4	" Oakland Pier.....	Ar 6 15	8 55	8 45
9 13	8 38	6	" Oakland (16th St.).....	Ar 6 08	8 48	8 34
9 24	8 49	9	" Berkeley (Univ. Ave.).....	Ar 6 55	8 34	8 21
9 36	9 00	15	" Richmond.....	Ar 5 40	8 21	8 05
10 27	9 44	35	" Martinez.....	Ar 4 50	7 41	7 25
12 23	11 00	82	" Tracy.....	Ar 3 07	6 33	6 17
3 20	12 37	151	Ar Merced (152).....	Lv 11 55	4 50	11 05

LOS ANGELES, FRESNO, MERCED

55 Daily	59 Daily	51 Daily	Mis.	60 Daily	52 Daily	56 Daily
8 25	5 30	8 00	0	Lv Los Angeles (Union Sta.).....	Ar 9 55	10 00
5 50	11 59	3 19	170	Lv Bakersfield.....	Ar 3 30	4 22
9 45	3 00	3 30	277	Ar Fresno.....	Lv 12 55	2 00
11 55	5 00	4 50	332	Ar Merced (152).....	Lv 11 05	12 37

SACRAMENTO AND MERCED

15-60 Daily	262-52 Daily	Mis.	59-16 Daily	51-261 Daily
7 15	8 45	0	Lv Sacramento.....	Ar 9 00
9 00	10 35	49	" Stockton.....	Ar 7 00
11 05	12 37	116	Ar Merced (152).....	Lv 5 00

YOSEMITE VALLEY RAILWAY MERCED AND YOSEMITE VALLEY

No. 2	Mis.	No. 3
8 00	0	Lv Merced (S. P. Station).....
10 19	48	Ar Bagby.....
12 34	78	Ar El Portal.....
12 45	0	Lv El Portal (Yos. Trans. Sys. Bus).....
1 25	16	Ar Yosemite Valley.....

YOSEMITE TRANSPORTATION SYSTEM MERCED AND YOSEMITE VALLEY

* 2 00	0	Lv Merced (Via El Portal).....
4 55	82	Ar Yosemite Valley.....

YOSEMITE TRANSPORTATION SYSTEM FRESNO AND YOSEMITE VALLEY

Service Suspended	Horseshoe Route
0	Lv Fresno (152).....
67	Ar Mariposa Big Trees.....
67	Lv Mariposa Big Trees.....
103	Ar Yosemite Valley.....

(H) Table 160 Season—June 25 to September 10. SEQUOIA AND KINGS CANYON NATIONAL PARKS

Stage leaves Visalia 3:45, Exeter 4:15—Arrives Giant Forest Lodge (Sequoia National Park) 6:30. Stage leaves Giant Forest Lodge (Sequoia National Park) 8:30.—Arrives Exeter 10:35, Visalia 11:05. Stage service to Kings Canyon National Park is suspended until further notice.

(J) Table 161 Season—June 20 to September 10. BIG CREEK—HUNTINGTON LAKE (Huntington Stage Line)

m 8 00	Lv Fresno (152).....	Ar 6 45
8 20	Ar Clovis.....	Lv 6 05
9 45	Ar Auberry.....	Lv 5 15
12 01	Ar Big Creek.....	Lv 3 00
1 00	Ar Lakeshore Resort, Huntington Lake.....	Lv m 2 00

(K) Table 162 LANCASTER—ROOSEVELT—MUROC (Bus)

* 1 15	* 10 30	* 6 30	* 12 20	0	Lv Lancaster (10th & Sierra Hwy).....	Ar 2 20	9 00	12 45	5 45
1 30	10 45	6 45	12 35	9	Ar Roosevelt.....	Ar 2 05	8 45	12 30	5 30
2 15	11 30	7 30	1 15	28	Ar Muroc.....	Lv * 1 20	* 8 00	* 11 45	* 4 45

All PM time in Dark faced figures.

▲—Pacific Greyhound Bus.

*—Daily.

†—Mondays, Wednesdays and Fridays

▲—Stops on flag to detrain pay passengers from Martinez or beyond; also to entrain for Fresno or beyond.

†—Flag stop to entrain or detrain passengers.

k—Fridays, Saturdays, Sundays and Mondays.

m—Daily Exc. Sunday. Season—June 20 to Sept. 10.

t—Season—June 25 to September 10.



San Francisco—Stockton

Via Oakland, Richmond, Martinez, Tracy, (Stockton-Sacramento)

Mis.	(A) Table 163	52-Bus Daily	56-Bus Daily	26-Bus Daily			Elev. (B) Table 163	25 Daily	Bus-55 Daily	Bus-51 Daily	262 Daily	60 Daily
0	Lv San Francisco (Mkt. St.)	8 00	8 30	5 00			35 Lv Sacramento				8 45	7 15
4	Lv Oakland Pier	8 30	9 05	5 35			54 " Brighton				9 00	e7 35
6	" Oakland (16th St.)	8 38	9 13	5 50			44 " Florin				9 08	e7 42
9	" Berkeley (Univ. Ave.)	8 49	9 24	6 05			50 " Elk Grove				9 20	e7 50
15	" Richmond	9 00	9 36	6 20			51 " McConnell				f	e
23	" Pinole		f				52 " Galt				9 40	e8 05
25	" Rodeo		f				61 " Acampo				10 00	8 24
26	" Oleum		f				56 " Lodi				10 20	8 42
27	" Tormey		f				24 Ar Stockton					
28	" Selby		9 55									
29	Ar Crockett	9 26	10 08	6 52			24 Lv Stockton		12A10	5A30		
0	Lv Vallejo (PGL)	8 33		6 00			26 Ar Lathrop		12A40			
6	Ar Crockett (Bus)	8 50		6 20			26 Lv Lathrop		2 27			
29	Lv Crockett	9 26	10 08	6 52			64 Ar Tracy		2 47	6A25		
31	Lv Port Costa		10 14				64 Lv Tracy	5 55	3 07	6 33		
35	Ar Martinez (To Benicia)	9 36	10 21	7 02			43 " Bethany					
35	Lv Martinez	9 44	10 27	7 08			32 " Byron Hot Springs					
38	" Avon		10 34				35 " Byron		3 31			
41	" Port Chicago		10 40				82 " Brentwood	6 27	3 41			
43	" Nichols						49 " Antioch		3 55			
49	" Pittsburg	10 05	10 52	7 41			12 " Avon	6 54	4 20	7 14		
54	" Antioch		11 13				31 " Pittsburg					
62	" Brentwood		11 29	8 08			14 " Nichols		4 32			
67	" Byron		11 38				14 " Port Chicago		4 39			
69	" Byron Hot Springs						10 Ar Martinez (To Benicia)	7 18	4 46	7 35		
76	" Bethany						10 Lv Martinez	7 23	4 50	7 41		
82	Ar Tracy	10 55	12 03	8 42			14 Lv Port Costa		4 58			
82	Lv Tracy	11A05	12 23	8A50			14 Ar Crockett	7 40	5 09	7 57		
93	Ar Lathrop		12 43				14 Lv Crockett (PGL)	7 45	6 16	8 35		
93	Lv Lathrop		2A25				24 Ar Vallejo (Bus)	7 58	6 33	8 48		
102	Ar Stockton	11A53	2A55	9A45			14 Lv Crockett	7 40	5 09	7 57		
102	Lv Stockton				7 20	7 10	14 " Selby		f			
115	" Lodi				7 45	7 35	15 " Tormey					
118	" Acampo				a	7 41	14 " Oleum					
123	" Galt				8 05	8 05	13 " Rodeo					
131	" McConnell				a	f	12 " Pinole					
134	" Elk Grove				a	8 25	41 " Richmond	8 06	5 40	8 21		
140	" Florin				a	8 32	18 " Berkeley (Univ. Ave.)	8 20	5 55	8 34		
144	" Brighton				a	8 40	10 Ar Oakland (16th St.)	8 35	6 08	8 48		
150	Ar Sacramento				9 00	9 10	14 Ar Oakland Pier	8 45	6 15	8 55		
							6 Ar San Francisco (Mkt. St.)	9 20	6 50	9 30		

All P. M. time in Dark faced figures.

▲-Pacific Greyhound Bus.

a-Stops on flag to entrain passengers to Sacramento or beyond; also to detrain from Fresno or beyond.

b-Stops on flag to entrain passengers for Berkeley or beyond; also to detrain from Fresno or beyond.

e-Stops on flag to detrain passengers from Sacramento or beyond; also to entrain for Modesto or beyond.

f-Flag stop to entrain or detrain passengers.

k-Pacific Greyhound Station.

HIGH STANDARDS OF SANITATION ON TRAINS!

Here are a few facts about how Southern Pacific and the Pullman Company take every care to insure good sanitary conditions on trains.



SHEETS, PILLOW CASES, TOWELS, ETC.: All linen on Pullman cars is laundered after each use. Clean sheets and pillow cases are provided nightly. An ample supply of clean towels is always available.



DRINKING WATER: All water is kept in clean containers specially designed so that the ice will never come in contact with the water, yet will keep the water cool and refreshing. The ice surrounds the water containers.



BEDDING, MATTRESSES: Blankets are encased in clean, fresh sheets. Treatment and cleaning of these items is comparable to that provided by the very finest hotels. Cleanliness and sanitation have always been Pullman watchwords.



DINING AND KITCHEN CARS: The most rigid sanitation rules are observed in the handling and care of all foods. The standards of sanitation set up by our Dining Car Department are equal to those of the nation's finest restaurants.

San Francisco to San Jose

Via Burlingame, San Mateo, Redwood City, Menlo Park, Palo Alto

Table 164

(A)	110 Except Sundays	112 Daily	114 Daily	162 Sundays & Holidays (See a)	116 Except Sundays & Holidays (See a)	164 Saturdays Only (See a)	166 Saturdays Only (See a)	168 Saturdays Only (See a)	170 Saturdays Only (See a)	118 Daily	172 Saturdays Only (See a)	120 Except Sundays	Del Monte 36 Daily	122 Except Sundays & Holidays (See a)	174 Sundays & Holidays (See a)	124 Except Sundays & Holidays (See a)	128 Except Sundays & Holidays (See a)	176 Sundays & Holidays (See a)	130 Except Sundays & Holidays (See a)
	A.M. P.M.	A.M. P.M.	A.M. P.M.	A.M. P.M.	A.M. P.M.	P.M.	P.M.	P.M.	P.M.	P.M.	P.M.	P.M.	P.M.	P.M.	P.M.	P.M.	P.M.	P.M.	P.M.
Lv San Francisco (3d St)	6 00	7 00	8 20	10 30	11 15	12 10	12 25	1 05	1 15	1 35	2 15	3 05	4 00	4 05	4 10	4 20	4 37	4 45	5 00
Lv 23rd St.	6 05	7 05	8 25	10 30	11 15	12 10	12 25	1 05	1 15	1 40	2 20	3 10	4 05	4 10	4 20	4 37	4 45	5 00	5 05
Lv Newcomb Ave.			8 25	10 30	11 15	12 10	12 25	1 05	1 15					4 11	4 12	4 25	4 42	5 04	5 09
Lv Paul Ave.				10 30	11 15	12 10	12 25	1 05	1 15						4 16	4 30	4 42	5 04	5 09
Lv Bayshore	6 09	7 10	8 30	10 40	11 25	12 20	12 35	1 15	1 25	1 45	2 25	3 15						5 06	5 11
Lv Visitacion				10 40	11 25	12 20	12 35	1 15	1 25									5 06	5 11
Lv Butler Road	6 15	7 15	8 34		11 29	12 24	12 39	1 19	1 29	1 49	2 29	3 19			4 19	4 34	4 50	5 06	5 11
Lv So. San Francisco	6 17	7 17	8 36	10 47	11 32	12 27	12 42	1 21	1 31	1 51	2 31	3 21			4 21	4 36	4 52	5 08	5 13
Lv San Bruno	6 21	7 21	8 40	10 51	11 37	12 32	12 47	1 25	1 35	1 55	2 35	3 25		4 24	4 39	4 55	5 11	5 16	5 21
Lv Lomita Park	6 23		8 42	10 53	11 39	12 34	12 49	1 27	1 37	1 57	2 37	3 27						5 16	5 21
Lv Millbrae	6 26	7 24	8 45	10 56	11 42	12 37	12 52	1 29	1 39	1 59	2 39	3 29			4 29	4 45	5 01	5 16	5 21
Lv Broadway	6 30	7 29	8 49	10 59	11 47	12 42	12 57	1 31	1 41	2 01	2 41	3 31		4 31	4 46	5 02	5 18	5 23	5 28
Lv Burlingame	6 35	7 33	8 53	11 03	11 53	12 48	12 63	1 33	1 43	2 03	2 43	3 33		4 35	4 50	5 06	5 22	5 27	5 32
Lv San Mateo	6 40	7 37	8 57	11 08	11 57	12 52	1 07	1 35	1 49	2 13	2 53	3 43		4 39	4 54	5 10	5 26	5 31	5 36
Lv Hayward Park	6 42		8 59	11 10	11 59	12 54	1 09	1 37	1 51	2 15	2 55	3 45				5 00	5 16	5 21	5 26
Lv Hillsdale	6 45	7 41		11 12	12 02	1 05	1 20	1 48	1 58	2 22	3 02	3 52				5 00	5 16	5 21	5 26
Lv Belmont	6 47	7 43	9 02	11 14	12 04	1 07	1 22	1 55	2 05	2 29	3 09	3 59			4 48	5 04	5 20	5 25	5 30
Lv San Carlos	6 51	7 46	9 06	11 18	12 10	1 14	1 29	2 02	2 12	2 36	3 16	4 06		4 53	5 09	5 25	5 41	5 46	5 51
Lv Redwood City	6 56	7 51	9 10	11 24	12 16	1 21	1 36	2 09	2 19	2 43	3 23	4 13		4 56	5 12	5 28	5 44	5 49	5 54
Lv Atherton	6 59	7 54	9 13	11 27	12 19	1 24	1 39	2 12	2 22	2 46	3 26	4 16						5 54	6 00
Lv Menlo Park	7 01	7 56	9 15	11 29	12 21	1 26	1 41	2 14	2 24	2 48	3 28	4 18						6 00	6 05
Lv Palo Alto	7 06	8 02	9 19	11 35	12 26	1 31	1 46	2 18	2 28	2 52	3 32	4 22		5 01	5 17	5 33	5 49	5 54	6 00
Lv California Ave.	7 11	8 07	9 24	11 39	12 31	1 36	1 51	2 23	2 33	2 57	3 37	4 27		5 06	5 22	5 38	5 54	6 00	6 05
Lv Castro	7 19	8 14	9 31	11 46	12 39	1 44	1 59	2 31	2 41	3 05	3 45	4 35						6 05	6 10
Lv Mountain View	7 19	8 14	9 31	11 46	12 39	1 44	1 59	2 31	2 41	3 05	3 45	4 35						6 05	6 10
Lv Sunnyvale	7 25	8 20	9 36	11 50	12 45	1 50	2 05	2 37	2 47	3 11	3 51	4 41						6 10	6 15
Lv Santa Clara	7 34	8 28	9 44	11 58	12 53	1 56	2 11	2 43	2 53	3 17	3 57	4 47						6 15	6 20
Lv College Park		8 30	12 00	12 55														6 20	6 25
Ar San Jose	7 40	8 35	9 50	12 05	1 00	1 30	2 00	2 40	2 50	3 14	3 54	4 44	4 59	5 35	6 00	6 16	6 32	6 37	6 42

Table 164

(B)	178 Saturdays & Holidays Only (See a)	132 Except Saturdays & Holidays (See a)	134 Except Saturdays & Holidays (See a)	136 Except Saturdays & Holidays (See a)	180 Saturdays & Holidays (See a)	138 Except Saturdays & Holidays (See a)	140 Except Saturdays & Holidays (See a)	142 Except Saturdays & Holidays (See a)	144 Except Sundays	146 Except Saturdays & Holidays (See a)	148 Daily	38 Daily	150 Daily	152 Daily	154 Daily	156 Daily	106 Daily	Pacific Greyhound Bus Leaves Pgl. Sta. Daily	
	P.M.	P.M.	P.M.	P.M.	P.M.	P.M.	P.M.	P.M.	P.M.	P.M.	P.M.	P.M.	P.M.	P.M.	P.M.	P.M.	P.M.	A.M.	
Lv San Francisco (3d St)	5 00	5 17	5 21	5 25	5 25	5 29	5 33	5 37	5 45	6 00	6 35	7 05	7 20	8 20	9 45	11 00	12 30	12 30	
Lv 23rd St.	5 05	5 17	5 21	5 25	5 30	5 34	5 38	5 42	5 50	6 05	6 40	7 10	7 25	8 25	9 50	11 05	12 35	12 35	
Lv Newcomb Ave.	5 06																		
Lv Paul Ave.	5 08																		
Lv Bayshore	5 12				5 36				5 52		6 45		7 29	8 29	9 54	11 11	12 40	12 40	
Lv Visitacion					5 36				5 57		6 45		7 29	8 29	9 54	11 11	12 40	12 40	
Lv Butler Road	5 15										6 48								
Lv So. San Francisco	5 20				5 42					6 03	6 51		7 34	8 35	10 00	11 17	12 44	12 44	
Lv San Bruno	5 25				5 46					6 03	6 51		7 38	8 39	10 04	11 21	12 47	12 47	
Lv Lomita Park	5 27				5 48					6 07	6 57		7 40	8 41	10 06	11 23	12 51	12 51	
Lv Millbrae	5 29				5 50					6 09	6 59		7 42	8 43	10 08	11 25	12 53	12 53	
Lv Broadway	5 35				5 55		5 55			6 14	6 24		7 47	8 48	10 14	11 31	1 01	1 01	
Lv Burlingame	5 39				5 59	5 53		6 05	6 18	6 38	7 09	7 29	7 51	8 52	10 18	11 35	1 05	1 05	
Lv San Mateo	5 43		5 48		6 03	6 01		6 12	6 22	6 32	7 13	7 34	7 55	8 56	10 22	11 39	1 09	1 09	
Lv Hayward Park	5 45				6 05	6 03		6 14	6 24	6 34	7 15		7 56	8 57	10 23	11 41	1 11	1 11	
Lv Hillsdale	5 48				6 08	6 06		6 17	6 27	6 37	7 18		7 58	8 59	10 25	11 43	1 13	1 13	
Lv Belmont	5 50				6 10	6 08		6 19	6 29	6 39	7 20		8 00	9 01	10 27	11 45	1 15	1 15	
Lv San Carlos	5 54				6 14			6 18	6 28	6 38	7 19		8 05	9 07	10 33	11 50	1 20	1 20	
Lv Redwood City	5 59		5 54		6 19		6 14	6 22	6 36	6 45	7 26	7 45	8 09	9 11	10 37	11 54	1 24	1 24	
Lv Atherton	6 01		5 57		6 21		6 18	6 30	6 40	6 50	7 31		8 11	9 13	10 39	11 56	1 27	1 27	
Lv Menlo Park	6 04		5 59		6 23		6 21	6 26	6 36	6 46	7 33		8 13	9 16	10 41	11 58	1 29	1 29	
Lv Palo Alto	6 09	5 56			6 29	6 14	6 31	6 47	6 57	7 39	7 53		8 18	9 21	10 47	12 04	1 34	1 34	
Lv California Ave.	6 14	6 00			6 34	6 18	6 35	6 51	7 01	7 43	8 22		8 22	9 26	10 52	12 08	1 38	1 38	
Lv Castro				6 38	6 22														
Lv Mountain View	6 22			6 19	6 43	6 33		6 58			7 51			8 30	9 34	11 00	1 46	1 46	
Lv Sunnyvale	6 27		6 17		6 48	6 38		6 47			7 11			8 35	9 39	11 05	1 51	1 51	
Lv Santa Clara	6 34			6 29	6 57	6 38					7 18			8 43	9 49	11 13	2 01	2 01	
Lv College Park					7 00			6 58			7 18			8 45	9 51	11 16	2 03	2 03	
Ar San Jose	6 40		6 31	6 35	7 05	6 44	6 50	7 02	7 15	7 25	8 10	8 20	8 50	9 55	11 20	12 35	2 05	2 05	

All PM time in dark faced figures.
 Baggage is carried on Trains 116, 120.
 a-Holidays indicated are—New Year's Day, Washington's Birthday, Decoration Day, July Fourth, Labor Day, Thanksgiving, Christmas.
 †—PGL Depot—7th and Mission Sts. Does not Stop at S.P. 3rd St. station.
 ‡—Flag stop to entrain or detrain passengers.
 †—Stops on flag only on Sundays and Holidays (See a).
 ‡—Does not operate on Holidays (See a).
 †—Stops on flag Saturdays only.
 ‡—Does not carry local passengers between San Francisco and San Jose on Sundays.
 ○—Individual weekly and monthly commutation tickets are not honored between San Francisco and San Jose and/or intermediate stations; except tickets to or from Los Gatos and points beyond San Jose will be honored.

San Jose to San Francisco

Via Palo Alto, Menlo Park, Redwood City, San Mateo, Burlingame

Table 165

Miles (A)		105 Except Sundays		107 Daily		109 Daily		111 Except Sundays & Holidays (See a)		113 Except Sundays		115 Except Sundays & Holidays (See a)		163 Sundays Only		117 Except Sundays		119 Except Sundays		121 Except Sundays & Holidays (See a)		125 Except Sundays & Holidays (See a)		127 Except Sundays & Holidays (See a)		123 Except Sundays & Holidays (See a)		165 Sundays & Holidays (See a)		129 Except Sundays & Holidays (See a)		Coaster 69 Daily		131 Except Sundays & Holidays (See a)	
		A.M.	P.M.	A.M.	P.M.	A.M.	P.M.	A.M.	P.M.	A.M.	P.M.	A.M.	P.M.	A.M.	P.M.	A.M.	P.M.	A.M.	P.M.	A.M.	P.M.	A.M.	P.M.	A.M.	P.M.	A.M.	P.M.	A.M.	P.M.	A.M.	P.M.	A.M.	P.M.	A.M.	P.M.
0	Lv San Jose	4 35	4 55	5 30	6 00	6 05	6 20	6 25	6 30	6 40	7 00	7 10	7 15	7 20	7 25	7 30	7 35	7 40	7 45	7 50	7 55	8 00	8 05	8 10	8 15	8 20	8 25	8 30	8 35	8 40	8 45	8 50	8 55	9 00	9 05
1	Lv College Park	4 37	5 00	5 32	6 02	6 07	6 22	6 27	6 32	6 42	7 02	7 12	7 17	7 22	7 27	7 32	7 37	7 42	7 47	7 52	7 57	8 02	8 07	8 12	8 17	8 22	8 27	8 32	8 37	8 42	8 47	8 52	8 57	9 02	9 07
3	Lv Santa Clara	4 47	5 08	5 37	6 08	6 12	6 27	6 31	6 36	6 46	7 06	7 16	7 21	7 26	7 31	7 36	7 41	7 46	7 51	7 56	8 01	8 06	8 11	8 16	8 21	8 26	8 31	8 36	8 41	8 46	8 51	8 56	9 01	9 06	9 11
8	Lv Sunnyvale	4 47	5 08	5 37	6 08	6 12	6 27	6 31	6 36	6 46	7 06	7 16	7 21	7 26	7 31	7 36	7 41	7 46	7 51	7 56	8 01	8 06	8 11	8 16	8 21	8 26	8 31	8 36	8 41	8 46	8 51	8 56	9 01	9 06	9 11
11	Lv Mountain View	4 52	5 13	5 40	6 10	6 14	6 29	6 33	6 38	6 48	7 08	7 18	7 23	7 28	7 33	7 38	7 43	7 48	7 53	7 58	8 03	8 08	8 13	8 18	8 23	8 28	8 33	8 38	8 43	8 48	8 53	8 58	9 03	9 08	9 13
12	Lv Castro	4 54	5 20	5 47	6 17	6 21	6 36	6 40	6 45	6 55	7 15	7 25	7 30	7 35	7 40	7 45	7 50	7 55	8 00	8 05	8 10	8 15	8 20	8 25	8 30	8 35	8 40	8 45	8 50	8 55	9 00	9 05	9 10	9 15	
15	Lv California Ave.	5 00	5 25	5 52	6 22	6 26	6 41	6 45	6 50	7 00	7 20	7 30	7 35	7 40	7 45	7 50	7 55	8 00	8 05	8 10	8 15	8 20	8 25	8 30	8 35	8 40	8 45	8 50	8 55	9 00	9 05	9 10	9 15	9 20	9 25
17	Lv Palo Alto	5 09	5 34	6 01	6 31	6 35	6 50	6 54	7 00	7 10	7 30	7 40	7 45	7 50	7 55	8 00	8 05	8 10	8 15	8 20	8 25	8 30	8 35	8 40	8 45	8 50	8 55	9 00	9 05	9 10	9 15	9 20	9 25	9 30	9 35
18	Lv Menlo Park	5 11	5 36	6 03	6 33	6 37	6 52	6 56	7 02	7 12	7 32	7 42	7 47	7 52	7 57	8 02	8 07	8 12	8 17	8 22	8 27	8 32	8 37	8 42	8 47	8 52	8 57	9 02	9 07	9 12	9 17	9 22	9 27	9 32	9 37
19	Lv Atherton	5 13	5 38	6 05	6 35	6 39	6 54	6 58	7 04	7 14	7 34	7 44	7 49	7 54	8 00	8 05	8 10	8 15	8 20	8 25	8 30	8 35	8 40	8 45	8 50	8 55	9 00	9 05	9 10	9 15	9 20	9 25	9 30	9 35	9 40
22	Lv Redwood City	5 19	5 44	6 10	6 40	6 44	7 00	7 04	7 10	7 20	7 40	7 50	7 55	8 00	8 05	8 10	8 15	8 20	8 25	8 30	8 35	8 40	8 45	8 50	8 55	9 00	9 05	9 10	9 15	9 20	9 25	9 30	9 35	9 40	9 45
24	Lv San Carlos	5 23	5 48	6 15	6 45	6 49	7 06	7 10	7 16	7 26	7 46	7 56	8 01	8 06	8 11	8 16	8 21	8 26	8 31	8 36	8 41	8 46	8 51	8 56	9 01	9 06	9 11	9 16	9 21	9 26	9 31	9 36	9 41	9 46	9 51
25	Lv Belmont	5 25	5 50	6 17	6 47	6 51	7 08	7 12	7 18	7 28	7 48	7 58	8 03	8 08	8 13	8 18	8 23	8 28	8 33	8 38	8 43	8 48	8 53	8 58	9 03	9 08	9 13	9 18	9 23	9 28	9 33	9 38	9 43	9 48	9 53
26	Lv Hillside	5 27	5 52	6 19	6 49	6 53	7 10	7 14	7 20	7 30	7 50	8 00	8 05	8 10	8 15	8 20	8 25	8 30	8 35	8 40	8 45	8 50	8 55	9 00	9 05	9 10	9 15	9 20	9 25	9 30	9 35	9 40	9 45	9 50	9 55
28	Lv Hayward Park	5 30	5 55	6 22	6 52	6 56	7 13	7 17	7 23	7 33	7 53	8 03	8 08	8 13	8 18	8 23	8 28	8 33	8 38	8 43	8 48	8 53	8 58	9 03	9 08	9 13	9 18	9 23	9 28	9 33	9 38	9 43	9 48	9 53	9 58
29	Lv San Mateo	5 34	5 59	6 26	6 56	7 00	7 17	7 21	7 27	7 37	7 57	8 07	8 12	8 17	8 22	8 27	8 32	8 37	8 42	8 47	8 52	8 57	9 02	9 07	9 12	9 17	9 22	9 27	9 32	9 37	9 42	9 47	9 52	9 57	
31	Lv Burlingame	5 38	6 03	6 30	7 00	7 04	7 21	7 25	7 31	7 41	8 01	8 11	8 16	8 21	8 26	8 31	8 36	8 41	8 46	8 51	8 56	9 01	9 06	9 11	9 16	9 21	9 26	9 31	9 36	9 41	9 46	9 51	9 56	10 01	10 06
32	Lv Broadway	5 42	6 07	6 34	7 04	7 08	7 25	7 29	7 35	7 45	8 05	8 15	8 20	8 25	8 30	8 35	8 40	8 45	8 50	8 55	9 00	9 05	9 10	9 15	9 20	9 25	9 30	9 35	9 40	9 45	9 50	9 55	10 00	10 05	10 10
33	Lv Millbrae	5 44	6 09	6 36	7 06	7 10	7 27	7 31	7 37	7 47	8 07	8 17	8 22	8 27	8 32	8 37	8 42	8 47	8 52	8 57	9 02	9 07	9 12	9 17	9 22	9 27	9 32	9 37	9 42	9 47	9 52	9 57	10 02	10 07	
35	Lv Lomita Park	5 46	6 07	6 34	7 04	7 08	7 25	7 29	7 35	7 45	8 05	8 15	8 20	8 25	8 30	8 35	8 40	8 45	8 50	8 55	9 00	9 05	9 10	9 15	9 20	9 25	9 30	9 35	9 40	9 45	9 50	9 55	10 00	10 05	10 10
36	Lv San Bruno	5 51	6 12	6 48	7 02	7 06	7 23	7 27	7 33	7 43	8 03	8 13	8 18	8 23	8 28	8 33	8 38	8 43	8 48	8 53	8 58	9 03	9 08	9 13	9 18	9 23	9 28	9 33	9 38	9 43	9 48	9 53	9 58	10 03	10 08
38	Lv South San Francisco	5 55	6 16	6 52	7 06	7 10	7 27	7 31	7 37	7 47	8 07	8 17	8 22	8 27	8 32	8 37	8 42	8 47	8 52	8 57	9 02	9 07	9 12	9 17	9 22	9 27	9 32	9 37	9 42	9 47	9 52	9 57	10 02	10 07	
39	Lv Butler Road	5 56	6 17	6 53	7 07	7 11	7 28	7 32	7 38	7 48	8 08	8 18	8 23	8 28	8 33	8 38	8 43	8 48	8 53	8 58	9 03	9 08	9 13	9 18	9 23	9 28	9 33	9 38	9 43	9 48	9 53	9 58	10 03	10 08	
40	Lv Visitacion	6 02	6 23	7 01	7 15	7 19	7 36	7 40	7 46	7 56	8 16	8 26	8 31	8 36	8 41	8 46	8 51	8 56	9 01	9 06	9 11	9 16	9 21	9 26	9 31	9 36	9 41	9 46	9 51	9 56	10 01	10 06	10 11	10 16	
42	Lv Bayshore	6 02	6 23	7 01	7 15	7 19	7 36	7 40	7 46	7 56	8 16	8 26	8 31	8 36	8 41	8 46	8 51	8 56	9 01	9 06	9 11	9 16	9 21	9 26	9 31	9 36	9 41	9 46	9 51	9 56	10 01	10 06	10 11	10 16	
43	Lv Paul Ave.	6 02	6 23	7 01	7 15	7 19	7 36	7 40	7 46	7 56	8 16	8 26	8 31	8 36	8 41	8 46	8 51	8 56	9 01	9 06	9 11	9 16	9 21	9 26	9 31	9 36	9 41	9 46	9 51	9 56	10 01	10 06	10 11	10 16	
44	Lv Newcomb Ave.	6 05	6 26	7 04	7 18	7 22	7 39	7 43	7 49	7 59	8 19	8 29	8 34	8 39	8 44	8 49	8 54	8 59	9 04	9 09	9 14	9 19	9 24	9 29	9 34	9 39	9 44	9 49	9 54	9 59	10 04	10 09	10 14	10 19	
45	Lv 23rd St.	6 07	6 28	7 06	7 20	7 24	7 41	7 45	7 51	8 01	8 21	8 31	8 36	8 41	8 46	8 51	8 56	9 01	9 06	9 11	9 16	9 21	9 26	9 31	9 36	9 41	9 46	9 51	9 56	10 01	10 06	10 11	10 16		
47	Ar San Francisco (3rd St.)	6 15	6 40	7 15	7 29	7 33	7 50	7 54	8 00	8 10	8 30	8 40	8 45	8 50	8 55	9 00	9 05	9 10	9 15	9 20	9 25	9 30	9 35	9 40	9 45	9 50	9 55	10 00	10 05	10 10	10 15	10 20	10 25		

Table 165

(B)		133 Except Sundays & Holidays (See a)		135 Except Sundays & Holidays (See a)		167 Sundays & Holidays (See a)		137 Except Sundays & Holidays (See a)		35 Daily		169 Sundays & Holidays (See a)		139 Except Sundays & Holidays (See a)		141 Daily		143 Except Sundays & Holidays (See a)		171 Sundays & Holidays (See a)		145 Daily		37 Daily		147 Daily		149 Except Sundays & Holidays (See a)		151 Daily		153 Daily		155 Daily	
		A.M.	P.M.	A.M.	P.M.	A.M.	P.M.	A.M.	P.M.	A.M.	P.M.	A.M.	P.M.	A.M.	P.M.	A.M.	P.M.	A.M.	P.M.	A.M.	P.M.	A.M.	P.M.	A.M.	P.M.	A.M.	P.M.	A.M.	P.M.	A.M.	P.M.	A.M.	P.M.		
Lv San Jose	8 00	8 38	8 40	9 40	10 25	11 00	11 55	1 30	1 50	2 40	3 40	4 25	5 15	5 25	6 15	6 00	6 50	7 40	8 30	9 20	10 10	11 00	11 50	12 40	1 30	2 20	3 10	4 00	4 50	5 40	6 30	7 20	8 10	9 00	9 50
Lv College Park	8 05	8 45	9 45	11 06	12 01	1 36	2 03	2 58	3																										

San Francisco—Sacramento

Via Crockett, (Vallejo), Martinez, (Benicia), Dixon, Davis

Before boarding train ask Brakeman or Conductor if train stops at station to which you are ticketed. There are stations at which some trains do not stop.

Mls.	(A) Table 166	244 Sun & 243 Exc Su & (a) only														
		204 Daily	224 Daily	52 Daily	56 Daily	22 Daily	24 Daily	248 Daily	26 Daily	18 Daily	88 Daily	20 Daily	10 Daily			
0	Lv San Francisco (Market St.)	4 30	7 30	8 00	8 30	9 00	1 30	1 30	4 00	00	00	6 30	7 30	8 00	8 30	
4	Ar Oakland Pier	4 50	7 50	8 20	8 50	9 20	1 50	1 50	4 20	00	00	6 50	7 50	8 20	8 50	
4	Lv Oakland Pier	5 30	7 56	8 30	9 05	9 35	1 55	2 00	4 35	00	00	7 15	8 10	8 40	9 10	
6	" Oakland (16th St.)	5 40	8 02	8 38	9 13	9 47	2 04	2 10	4 44	00	00	7 30	8 25	8 55	9 22	
6	" Berkeley (Univ. Ave.)	5 51	8 11	8 49	9 24	10 00	2 13	2 21	4 55	00	00	7 45	8 41	9 10	9 37	
13	" Stege				9 36	10 13	2 23	2 33						9 25	9 50	
15	Richmond	6 03		9 00												
16	Certain-teed															
17	San Pablo															
19	Giant	6 09														
23	Pinole	6 18														
24	Hercules															
25	Rodeo	6 22														
26	Oleum	6 24														
27	Tormey	6 26														
28	Selby	6 28														
29	Ar Crockett	6 38		9 26	10 08	10 45	2 52	3 05		6 11	6 52	8 30	9 30	9 54	10 22	
0	Lv Crockett	P.G.L. Bus 7 45		9 40				\$ 20		6 16	7 10	8 35	9 35			* 7 45 † 4 35
5	Ar Vallejo (401 York St.)	P.G.L. Bus 7 58		9 57				4 37		6 35	7 23	8 48	9 48			8 02 † 4 52
31	Lv Port Costa	6 46			10 14			2 57	3 11							† 10 27
35	Ar Martinez (To Benicia)	7 13		9 36	10 21	10 57	3 08	3 35		6 22	7 02	8 50	9 47	10 10	10 43	10 43
35	Lv Martinez	7 13				10 57	3 08	3 35		6 22		8 50	9 47	10 10	10 43	
43	" Pierce															
45	" Cygnus															
46	" Teal															
48	" Jacksnipe															
52	" Suisun-Fairfield	7 50						3 33	4 05							11 10
55	" Tolenas	7 58														
62	" Elmira	8 12						3 46	4 19							† 11 25
71	" Dixon	8 27						3 57	4 37							† 11 36
79	" Davis	8 50	9 33			† 12 05	4 10	4 55	6 25					11 15	11 50	
92	Ar Sacramento	9 15	9 50			12 25	4 30	5 15		7 35				12 10		

Isn't this account about settled?

Back in 1850, Uncle Sam owned more than 1,400,000,000 acres of land. Much of it was the Louisiana Purchase—land that cost about 4 cents an acre. It was wild. It was unsettled. It produced no tax revenue. Because it had no transportation.

To help get railroads built into this undeveloped territory, Uncle Sam turned over to them 130 million acres of these lands. In return, most government traffic received special rates—50% off.

And ever since, year in and year out, the government has received this advantage. Not alone from the few railroads (9% of the mileage) which received land grants, but from the others competing with them.

Railroads opened up new frontiers. Settlers followed the advancing rails. All land values multiplied. Tax revenues vastly increased. Agriculture developed. States and cities grew. The nation knit together.

Through the years, the value of the land grants has been repaid many, many times—while the continuance of these deductions discriminates in favor of shippers doing business with the government who can take advantage of such rates as against other shippers who cannot.

That's why shippers, farmers, the Interstate Commerce Commission, the Office of Defense Transportation, and the National Association of Railroad and Utilities Commissioners join with transportation agencies in seeking to do away with these land-grant deductions.

No. 262 Lv Davis *7.45, Ar Sacramento 8.05.
No. 15 Lv Davis *5.40, Ar Sacramento 6.00.
No. 16 Lv Sacramento *10.20, Ar Davis 10.40.
No. 261 Lv Sacramento *10.30, Ar Davis 10.50.

Mls.	(B) Table 166	229 Exc Su & 243 Sun & (a) only														
		21 Daily	9 Daily	25 Daily	247 Daily	19 Daily	87 Daily	23 Daily	Exc Su & (a)	Sun & (a) only	55 Daily	223 Daily	51 Daily	17 Daily	241 Daily	
	Lv Sacramento	2 55	3 55		7 30	† 7 35		2 40	3 10		5 10		† 7 20	7 40		
	" Davis	3 20			7 45	8 00		2 00	2 28		5 27			8 00		
	" Dixon					8 00		2 12	2 38					8 12		
	" Elmira					8 14		3 22	3 47							
	" Tolenas															
	" Suisun-Fairfield				8 11	† 8 22		3 37	4 00		5 56		7 52	8 37		
	" Jacksnipe															
	" Cygnus															
	Ar Martinez (To Benicia)				8 31	8 50	8 54	4 02	4 21		6 18		8 20	9 02		
	Lv Martinez				7 23	8 31	8 50	4 02	4 21		6 18	7 41	8 20	9 02		
	" Port Costa				8 37			4 08	4 27		4 58			9 08		
	Lv Vallejo (401 York St.)	P.G.L. Bus		7 05		8 33	8 33	3 42	3 57	3 42	6 00	6 00	8 00	† 9 00	* 6 32 * 5 48	
	Ar Crockett	P.G.L. Bus		7 25		8 50	8 50	4 00	4 15	4 00	6 20	6 20	8 13	9 13	6 50 † 6 05	
	Lv Crockett	4 50	5 17	7 40		9 05	9 14	4 18	4 33	5 09	6 29	7 57	8 35	9 20		
	" Selby															
	" Tormey															
	" Oleum															
	" Rodeo															
	" Hercules															
	" Pinole															
	" Giant															
	" San Pablo															
	" Certain-teed															
	" Richmond		5 47	8 06		9 32	9 40				6 53	8 21	9 02	9 52		
	" Stege															
	Ar Berkeley (Univ. Ave.)	5 38	6 20	8 20	9 10	9 47	9 54	1 52	5 03	5 06	7 05	8 34	9 17	10 05		
	Ar Oakland (16th St.)	5 56	6 35	8 35	9 19	10 02	10 03	2 08	5 18	5 18	7 17	8 48	9 32	10 18		
	Ar Oakland Pier	5 06	6 45	8 45	9 28	10 10	10 15	2 15	5 25	5 25	7 24	8 55	9 40	10 25		
	Lv Oakland Pier	6 30	7 00	9 00	9 30	10 30	10 30	2 30	5 30	5 30	7 30	9 10	10 00	10 30		
	Ar San Francisco (Market St.)	6 50	7 20	9 20	9 50	10 50	10 50	2 50	5 50	5 50	7 50	9 30	10 20	10 50		

All PM time in Dark faced figures. —† To Davis only.
* Daily. —† From Davis only.
† Sundays only. ‡ Daily except Sundays.
Exc.—Except.
—Carries Cafe-Lounge. □—Carries Diner.
—New Year's Day, Washington's Birthday, Decoration Day, July Fourth, Labor Day, Thanksgiving, Christmas.
b—Stops on signal to entrain pay passengers; also detrain from Suisun-Fairfield and beyond.
c—Stops on signal to detrain passengers from Berkeley or beyond.
e—Stops on flag to entrain passengers for Sparks, Nev., or beyond.
f—Flag stop to entrain or detrain passengers.
—Stops on Mondays, Wednesdays, Thursdays, Fridays.
h—Stops on signal Sunday and Holidays (a) only.
j—Stops on signal to detrain pay passengers; also entrain for Roseville or beyond.
k—On Sundays leave Vallejo 3 57PM, arrive Crockett 4 15PM.
m—Stops daily except Sundays and holidays to detrain passengers from Richmond or beyond.
—Stops on flag to detrain pay passengers from Reno, Nev. or beyond.
r—Pacific Greyhound Station.
t—Stops on signal Saturday and Sunday detrain from Berkeley or beyond.
w—Stops on flag to entrain passengers for Roseville or beyond.
x—Stops on signal Friday, Saturday and Sunday only to detrain pay passengers from Berkeley or beyond.
z—Stops on flag to entrain passengers for Woodland or beyond.

Pacific Electric Ry.

Suburban Service in Southern California

LOS ANGELES STATIONS.

Main Street Station—610 So. Main St.

Subway Terminal Station—423 So. Hill St.

(15 Minutes via street car from Union Station)

(A) Table 167 ALHAMBRA—PASADENA

Leave Alhambra (S. P. Sta.) for Pasadena (S. P. Sta.) (Motor Coach—15 minutes) *9.30, *12.05, *3.55, *7.25.

Leave Pasadena (S. P. Sta.) for Alhambra (S. P. Sta.) (Motor Coach—15 minutes) *8.25, *11.35, *3.25, *6.25.

LOS ANGELES (Union Station) TO PASADENA

Via Pasadena Short Line (32 minutes) 5.48, 6.22, 6.53, 7.09, 7.18, 7.36, 7.51, 8.06, 8.21, 8.36, 8.51, 9.05, 9.23, and every 20 minutes until 3.43, 3.58, 4.13, 4.28, 4.44, 4.59, 5.14, 5.24, 5.34, 5.44, 5.55, 6.09, 6.29, 6.48, 7.08, 7.28, 7.48, 8.28, 9.08, 9.48, 10.28, 11.08, 11.48, 12.27, 1.10, 1.18, 2.10, 3.10, 20 minute service Sundays, 6.18, 6.55, 7.26, 7.56, 8.26, 8.56, 9.26, 9.56, 10.26, 10.56, 11.21 until 7.21, 8.01, 8.41, 9.21, 10.01, 10.41, 11.21, 12.01, 12.40, 1.10, 1.18, 2.10, 3.10.

Via Pasadena Oak Knoll Line (33 minutes) 5.52, 6.12, 6.43, 7.03, 7.23, 7.43, 7.58, 8.13, 8.28, 8.43, 8.58, 9.13, and every 20 minutes until 3.33, 3.51, 4.06, 4.22, 4.37, 4.52, 5.07, 5.17, 5.27, 5.37, 5.49, 6.04, 6.19, 6.38, 6.58, 7.33, 8.08, 8.48, 9.28, 10.08, 10.48, 11.28, 12.08, 12.47, 20 minute service Sundays, 6.03, 6.40, 7.11, 7.41, 8.11, 8.41, 9.11, 9.41, 10.11 to 7.11, 7.41, 8.21, 9.01, 9.41, 10.21, 11.01, 11.41, 12.21, 1.01.

COLTON—SAN BERNARDINO

Leave Colton (S. P. Sta.) for San Bernardino via Motor Transit (12 Minutes) *11.58, *7.25.

Leave Colton for San Bernardino via Motor Transit (12 minutes), 6.41, 7.41, 8.41, 9.25, 9.58, and every 30 minutes until 6.28, 7.03, 7.48, 8.28, 9.28, 10.28, 11.28, 12.28.

Leave San Bernardino for Colton (S. P. Sta.) via Motor Transit (12 minutes) *8.00, *3.30.

Leave San Bernardino for Colton via Motor Transit (10 minutes) 5.05AM, 6.20, 7.35, 8.35, and every 30 minutes until 6.35, 7.40, 8.47, 10.02, 11.15.

COLTON—RIVERSIDE (Via Motor Transit)

Leave Colton (S. P. Sta.) for Riverside (20 minutes) *8.22, *10.48, *3.47, *5.50.

Leave Colton for Riverside (16 minutes) 5.16, 6.31, 7.46, 8.46 and every 30 minutes until 6.46, 7.51, 8.58, 10.13, 11.26.

Leave Riverside for Colton (S. P. Sta.) (20 minutes) *9.50, *11.28, *5.00, *7.00.

Leave Riverside for Colton (18 minutes) 6.23, 7.23, 8.23, 9.07, 9.40, and every 30 minutes until 6.10, 6.45, 7.30, 8.10, 9.10, 10.10, 11.10, 12.10.

(B) Table 168 FROM LOS ANGELES—UNION STATION (Time Passing Station, Aliso and Alameda)

ALHAMBRA—SAN GABRIEL—TEMPLE CITY LINE—(Motor Coach) 5.06, 5.56, 6.36, 7.06, 7.22, 7.32, 7.37, 7.52, 8.02, 8.07 and every 15 minutes until 2.37, then frequent service until 6.34, 6.47, 7.07, 7.27, and every 30 minutes until 11.57, 12.32, 12.57. Sunday service 5.06, 6.56, 7.26, 7.57, 8.27, 8.57, 9.27, and every 20 minutes until 9.57, and every 30 minutes until 11.57, 12.32, 12.57.

ARCADIA—MONROVIA LINE—Santa Anita Race Track, Arcadia (PERy.) 3.21, 5.06, 5.46, 6.32, 6.59, 7.28, 7.56, 8.21, and every 30 minutes until 3.51, 4.06, 4.21, 4.41, 4.56, 5.11, 5.26, 5.41, 5.51, 6.06, 6.21, and every 30 minutes until 12.51, 1.51, 30 minute service Sundays 3.21, 5.51, 7.06, 8.06, 8.51 to 12.51, 1.51.

EL MONTE—BALDWIN PARK LINE—P. E. Ry.) 4.58, 5.58, 6.28, 6.58, 7.18, 7.38, 7.58, 8.18, 8.58, and every 30 minutes until 3.58, 4.18, 4.38, 4.58, 5.13, 5.28, 5.43, 5.58, 6.18, 6.38, 6.58 and every 30 minutes until 10.58, 11.43, 12.33. 30 minute service Sundays, 6.09, 7.09, 8.09, 9.09, 9.58 to 10.58, 11.43, 12.33.

GLENDORA LINE—Duarte, Azusa (PERy.) 3.21, 5.06, 6.32, 6.59, 7.56, 8.51, 9.51, 10.51, 11.51, 12.51, 1.51, 2.51, 3.51, 4.21, 4.56, 5.21, 5.51, 6.21, 6.51, 7.51, 8.51, 9.51, 10.51, 11.51, 12.51. Hourly service Sundays 3.21, 5.51, 7.06, 8.06, 8.51 to 12.51.

POMONA LINE—Baldwin Park, Covina, San Dimas, La Verne (Motor Coach) 6.10, 7.07, 7.17, 8.07, 8.12, 10.07, 11.02, 12.07, 12.12, 12.22, 12.07, 12.12, 12.30, 13.07, 13.12, 14.07, 14.25, 15.00, 15.07, 15.35, 16.03, 6.42, 8.42, 10.52.

RIVERSIDE—El Monte, Pomona, Ontario, Colton, San Bernardino, Redlands (via Motor Transit) 4.05, 5.05, 6.05, 6.10, 8.46, 8.51, 8.72, 9.27, 9.57, 8.27, 8.57, 9.27, and every 30 minutes until 3.57, 4.25, 4.55, 5.25, 5.55, 6.27, 6.57, 7.57, 8.57, 9.57, 10.57, (11.12, 11.42, 12.12, 12.42, 2.15 to El Monte only).

SAN BERNARDINO—Claremont, Upland, Cucamonga, Etiwanda, Fontana, Rialto (Motor Coach) 6.31, 7.42, 8.42, 9.42, 10.42, 11.42, 12.42, 1.42, 2.42, 3.42, 4.45, 5.35, 7.12, 11.07.

SIERRA MADRE LINE—(PERy.) 5.06, 5.46, 6.32, 7.28, 8.21, 9.21, 10.21, 11.21, 12.21, 1.21, 2.21, 3.21, 4.06, 4.41, 5.11, 5.31, 5.51, 6.21, 6.51, 7.21, 8.21, 9.21, 10.21, 11.21, 12.21. Hourly service Sundays 5.51, 7.06, 8.06, 9.21 to 12.21.

(C) Table 169 FROM LOS ANGELES—MAIN STREET STATION

LONG BEACH—Watts, Compton (P. E. Ry.) 5.00, 5.30, 6.00, 6.23, 6.45, and every 20 minutes until 7.05, 7.30, and every 30 minutes until 1.00, 2.00.

NEWPORT LINE—Belmont Shore, Seal Beach, Sunset Beach, Huntington Beach, Newport Beach, Balboa (Motor Coach via Lakewood Blvd.) \$6.15, 7.30, 8.15, 9.30, 10.45, 11.30, 1.00, 2.15, 3.15, 4.47, 4.58, 15.20, *8.05.

SAN PEDRO—Watts, Compton, Wilmington (P. E. Ry.) 4.05, 14.35, 5.05, 5.35, 5.55, 16.05, 6.15, and every 20 minutes until 7.15 and every 30 minutes until 1.15, 2.15, 3.15.

SANTA ANA—Watts, Lynwood, Bellflower, Artesia, Garden Grove (P. E. Ry.) 13.12, 13.42, 14.22, *5.22, *6.22, *7.22, *8.22, *9.22, *10.22, *10.52, *11.22, *11.52, *12.22, *12.52, *1.22, 2.12, 3.12, *2.22, 2.52, *3.22, 3.52, *4.22, 4.52, *5.22, 5.52, *6.22, and every hour until 12.22.

SANTA CATALINA ISLAND—Avalon—Tourist Service has been suspended.

SUNLAND LINE—Glendale, Montrose, La Crescenta, Tujunga, Sunland (Motor Transit), 6.20, 6.55, 7.15, 7.35, 7.55, 8.15, 8.40, and every 30 minutes until 2.40, 3.15, 3.43, 4.08, 4.38, 4.55, 5.09, 5.30, 5.46, 6.06, 6.25, 6.55, 7.30, 8.10, 8.55, 9.40, 10.25, 11.10, 11.55, 12.40, 20 minute service Sundays, 7.20, 8.20, 8.50, 9.20 to 9.20, 9.55, 10.25, 11.10, 11.55, 12.40.

WHITTIER—LA HABRA—FULLERTON LINE—East Los Angeles, Montebello, Pico, Brea, Anaheim, Santa Ana (Motor Transit) 13.05, *6.05, *7.00, and every hour until *3.00, 4.00, 14.15, 15.15, 15.30, *6.25, *7.35, *10.35, *11.35, 12.10, 12.45 to Whittier only).

(D) Table 170 FROM LOS ANGELES—SUBWAY TERMINAL STATION

BURBANK LINE (P.E.Ry.) 4.24, 4.54, 5.19, 5.44, 5.59, 6.16, 6.53, 7.33, 7.57, 8.17, 8.49, and every 30 minutes until 4.19, 4.48, 4.53, 4.59, 4.52, 5.28, 5.49, 6.09, 6.29, 6.49 and every 30 minutes until 11.19, 11.54, 12.24, 12.44, 1.14, 1.44, 2.14, 3.14. 30 minute service Sundays 4.24, 5.14, 5.44, 6.14, 6.44, 7.14, 7.44, 8.14, 8.49, and every 30 minutes until 11.19, 11.54, 12.24, 12.44, 1.14, 2.14, 3.14.

GLENDALE LINE (P.E.Ry.) 4.24, 4.54, 5.19, 5.44, 5.59, 6.16, 6.39, and every 10 minutes until 11.39, 11.54, 12.09, 12.24, 12.44, 1.04, 1.14, 1.44, 2.14, 3.14. 10 minute service Sundays 3.59, 4.24, 5.14, 5.44, 6.14, 6.44, 7.14, 7.44, 8.14, 8.34, 8.49, 9.04, 9.19, 9.34, 9.49 to 11.39, 11.54, 12.09, 12.24, 12.44, 1.14, 2.14, 3.14.

LOS ANGELES—HOLLYWOOD—BEVERLY HILLS LINE—West Hollywood (P. E. Ry.) 5.30, 5.45, 6.00, 6.15, 6.21, 6.35, 6.38, 6.55, then frequent service until 7.43, and every 15 minutes until 10.43, 11.04, 11.28, 11.48, 12.12, 12.46, 1.16. Sunday service 5.25, 5.55, 6.25, 6.55, 7.25, 7.55, 8.24, 8.45, 9.05, 9.25, 9.45, 10.05, 10.13, 10.28, 10.43, 10.59, 11.12, then frequent service until 6.42, and every 15 minutes until 10.42, 11.06, 11.28, 11.50, 12.12, 12.42, 1.16.

REDONDO BEACH—Culver City, Playa Del Rey, El Segundo, Manhattan Beach, Hermosa Beach (P. E. Motor Coach) 4.45, 5.50, 6.40, 7.15, 7.30, 7.45, 8.00, 8.20, and every 30 minutes until 15.00, and every 20 minutes until 3.30, 3.45, 4.00, 4.15, 4.23, 4.30, 4.34, 4.37, 4.45, 4.51, 4.56, 5.03, 5.10, 5.17, 5.25, 5.37, 5.44, 5.55, 6.05, 6.20, 6.35, 7.05, 7.50, 8.35, 9.25, 10.15, 11.05, 11.50, 12.35, 1.30, 30 minute service Sundays, 7.20, 8.20 to 3.50, 4.10, 4.30, 4.50, 5.10, 5.30, 5.45, 6.00, 6.20, 6.40, 7.00, 7.20, 7.50, 8.35, 9.25, 10.15, 11.05, 11.50, 12.35, 1.30.

SAN FERNANDO VALLEY LINE—Universal City, North Hollywood, Van Nuys (P.E.Ry.) 4.17, 5.10, 5.32, 6.02, 6.30, 7.02, 7.21, and every 20 minutes until 2.41, 3.13, 3.39, 4.07, 4.37, 4.52, 5.07, 5.22, 5.37, 5.52, 6.08, 6.23, 7.01, and every 40 minutes until 10.21, 11.03, 11.30, 12.16, 12.46, 1.21, 40 minute service Sundays, 4.17, 5.59, 7.01, 7.58, 9.02 to 8.02, 8.21, and every 20 minutes until 10.41, 11.03, 11.30, 12.16, 12.46, 1.21. Motor Coach connections at Van Nuys for Canoga Park and San Fernando.

SANTA MONICA via BEVERLY HILLS LINE—Carthay Center, Westwood, West Los Angeles, Ocean Park (P. E. Motor Coach), 4.55, 5.45, 6.15, 6.32, 6.42, 6.53, 7.03, 7.17, 7.37, 7.57, then frequent service until 7.35, 7.55 and every 20 minutes until 11.35, 12.05, 12.35, 1.35. Sundays 6.20, 6.50, 7.20, 7.50, 8.20, and frequent service until 9.15, 9.35, and every 20 minutes until 11.35, 12.05, 12.35, 1.35.

VENICE SHORT LINE—Culver City, Palms, Mar Vista, Venice, Ocean Park, Santa Monica (P. E. Ry.) 3.29, 4.44, 5.58, 6.19, 6.39, 6.58, 7.14, 7.34, 7.49, 8.04, 8.19, 8.34, and every 20 minutes until 3.34, 3.49, 4.04, 4.19, 4.29, 4.34, 4.39, 4.49, 5.04, 5.14, 5.19, 5.24, 5.34, 5.44, 6.00, and every 20 minutes until 11.00, 11.29, 12.01, 12.29, 1.09, 2.14. 20-minute service Sundays, 3.29, 4.44, 5.59, 6.29, 6.59, 7.29, 7.59, 8.29, 8.59 to 10.59, 11.29, 12.09, 1.09, 2.14.

*—Daily.

§—Sunday only.

†—Daily except Sunday and Holidays.

‡—Daily except Saturday and Sunday.

§—Daily except Saturday and Sunday.

♣—Saturday and Sunday only.

♠—Daily except Saturday.

♣—Saturday only.

♠—To San Bernardino only.

All PM time in Dark faced figures.

Corrected to 11-27-44

West Coast of Mexico Route

Southern Pacific Railroad of Mexico



EMPALME AND GUAYMAS
Lv Empalme for Guaymas (9 Kilometers 20 min.) p1.10AM, d4.30AM, *6.30AM, h7.40AM, A9.40AM, 15.30PM, A10.55PM.
Lv Guaymas for Empalme—p1.50AM, d5.10AM, *7.10AM, A8.20AM, A10.20AM, 16.10PM, A11.35PM.

CORRAL, NAVOJOA
Wed. Mixed Service Fri.
Lv Corral..... Ar
Lv Esperanza. Ar
Lv Cd. Obregon Ar
Ar Navojoa... Lv

MAZATLAN AND ACAPONETA
Daily ExMo. Motor Car Service Daily ExMo.
9 00 Lv Mazatlan. Ar 5 40
9 38 Lv Presidio... Lv 5 04
10 39 Lv Rosario... Lv 3 59
11 14 Lv Escuinapa. Lv 3 24
12 50 Ar Acaponeta. Lv 1 50

CELAYA AND URUPAN
* 5 36 Lv Celaya (Nat. Rys.) Ar 10 38
9 35 Ar Morelia... Lv 6 20
9 50 Lv Morelia... Ar 6 05
11 15 Ar Patzcuaro. Lv 4 42
11 35 Lv Patzcuaro. Ar 4 27
2 00 Ar Urupan... Lv * 1 45

NATIONAL RYS. OF MEXICO
GUADALAJARA AND AMECA
* 9 10 Lv Guadalajara Ar 4 40
10 29 Ar Orendain Lv 3 00
11 36 Ar La Vega Lv 1 50
12 20 Ar Ameca Lv * 1 00
Lv Guadalajara *3.20 Lv Orendain 4.26 Ar La Vega 5.10
Lv La Vega *8.35AM, Lv Orendain 9.23AM, Ar Guadalajara 10.35AM.

★ Regularly assigned cars are air-conditioned

Standard Sleeper: ★ Nogales and Mexico City (Sections, Drawing-Room, Compartment). Leave Nogales Mondays, Wednesdays and Fridays, arriving Mexico City Thursdays, Saturdays and Mondays; returning, leave Mexico City Saturdays, Mondays and Wednesdays, arriving Nogales Tuesdays, Thursdays and Saturdays.
Pullman Observation Sleeper: ★ Nogales and Guadalajara (Sections).
Pullman Cafe Cars: ★ Nogales and Guadalajara; all meals enroute, served by The Pullman Company.
Coaches: ★ Tucson and Nogales. Nogales and Guadalajara (non-air-conditioned).
S. P. of Mexico—Trains 11 and 12
Standard Sleeper: Nogales and Guadalajara (Sections, Drawing-Room). Leave Nogales, Tuesdays, Thursdays and Saturdays, arriving Guadalajara Fridays, Sundays and Tuesdays; returning leave Guadalajara, Mondays, Wednesdays and Saturdays, arriving Nogales Wednesdays, Fridays and Mondays.
Mazatlan-Guadalajara (Sections, Drawing-Room). Leave Mazatlan Sundays; returning leave Guadalajara Fridays.

READ DOWN

70	26	44-378	76	98	44-378	Mis.
6*30	9 30	12	9*00	*8 15	10	0
8 35	10 30	12	9 00	6 00	10	470
Fr	We	Mo	*3 30	Th	Fu	Su
Fr	We	Mo	10 50	Th	Fu	Su
Sa	Th	Tu	12 15	We	Mo	
Sa	Th	Tu	8 10	We	Mo	
Th	Tu	Su	*2 45	We	Mo	
Fr	We	Mo	11 50	Th	Fu	Su
Sa	Th	Tu	9 30	Fr	We	Mo
Sa	Th	Tu	11 35	Fr	We	Mo
Sa	Th	Tu	10 35	Fr	We	Mo

(A) Table 172

Lv San Francisco (P.W.T.) Ar	293
Ar Los Angeles..... Lv	293
Lv Los Angeles..... Ar	293
Ar Yuma (P.W.T.)..... Lv	142
Lv Yuma (M.W.T.)..... Ar	142
Ar Tucson..... Lv	2386
Lv San Diego..... Ar	13
Ar Tucson..... Lv	2386
Lv Tucson..... Ar	2386
Ar Nogales, Ariz. (M.W.T.) Lv	3869
Lv Nogales, Ariz. (M.T.) Lv	3869

READ UP

Elev	9-379	99	25	11-379-5	69	75
.....	5	6 00	9 20	8 45	9 00
.....	*9 15*	*5 00	*6 30	*9 00
9 40	We	Fr	Su	9 40	Fr	Su
2 15	We	Fr	Su	2 15	Fr	Su
2 45	We	Fr	Su	2 45	Fr	Su
*8 00	Tu	Th	Sa	*8 00	Th	Sa
1 20	We	Fr	Su	1 20	Fr	Su
*6 35	Tu	Th	Sa	*6 35	Th	Sa
14 35	Tu	Th	Sa	14 35	Tu	Th
12 30	Tu	Th	Sa	12 30	Tu	Th
11 30	Tu	Th	Sa	11 30	Tu	Th

Mixed No. 12-10	Pass. No. 10-6	Kms.	Mis.	Mountain Standard Time	Elev	No. 5-9 Pass.	No. 9-11 Mixed													
Sa	Th	Tu	5 45	Fr	We	Mo	2 00	0	Lv Nogales, Mex. (M.T.) Ar	3869	11 40	Tu	Th	Sa	10 45	We	Fr	Mo	
			6 26				2 36	20	Lv Agua Zarca..... Lv	3816	10 57								
			7 38				3 43	68	Lv Imuris..... Lv	2708	9 48								
			8 18				4 20	87	Lv Magdalena..... Lv	2460	9 12								
			8 49				4 49	106	Lv Santa Ana..... Lv	2252	8 46								
			9 30				5 24	129	Lv Llano..... Lv	2307	8 06								
			10 01				5 51	150	Lv Benjamin Hill..... Lv	2349	7 37								
			11 04				6 49	189	Lv Poza..... Lv	53	76 45								
			11 55				7 25	209	Lv Carbo..... Lv	1520	6 20								
			12 44				8 09	243	Lv Querqueira..... Lv	1075	5 18								
			1 48				9 08	282	Lv Hermosillo..... Ar	693	4 07								
			2 08				9 24	282	Lv Hermosillo..... Ar	693	4 12								
			4 48				11 52	371	Lv Ortiz..... Lv	347	1 42								
			5 50				12 50	410	Ar Empalme..... Lv	5	12 40	Tu	Th	Sa	9 50				
			6 30				1 10	410	Lv Empalme..... Ar	5	11 55	Mo	We	Fr	8 40				
			6 50				1 30	419	Lv Guaymas..... Lv	21	11 36	Mo	We	Fr	8 20				
			5 10				11 35	0	Lv Guaymas..... Ar	2	1 30				10 00				
			5 30				11 55	9	Lv Empalme..... Lv	5	1 10				9 40				
			6 50				1 20	410	Lv Empalme..... Ar	5	12 10	Tu	Th	Sa	8 50				
			9 35				3 50	512	Lv Corral..... Lv	122	9 53	Mo	We	Fr	6 00				
			9 55				4 07	520	Lv Esperanza..... Lv	116	9 34				5 33				
			10 23				4 30	530	Lv Ciudad Obregon..... Lv	130	9 18				5 13				
			12 05				6 05	598	Lv Navojoa..... Lv	125	7 35				3 10				
			12 35				6 15	598	Lv Navojoa..... Lv	125	7 20				2 30	We	Fr	Mo	
			4 20				9 15	733	Ar San Blas..... Lv	115	4 20				10 45	Tu	Th	Su	
			5 20				10 00	733	Ar San Blas..... Ar	115	3 55				9 45				
			6 44				11 16	781	Lv Naranjo..... Lv	152	2 36				8 21				
			8 36				12 47	838	Lv Guamuchil..... Lv	139	1 12				6 38				
			10 10				2 17	902	Lv Retes..... Lv	114	11 37				4 51				
			11 30				3 30	951	Lv Culiacan..... Ar	119	10 25				3 30				
			1 48				5 05	1003	Lv Culiacan..... Ar	119	10 05				2 20				
			3 38				6 39	1071	Lv Quila..... Ar	172	8 56				1 02				
			4 27				7 21	1099	Lv La Cruz..... Lv	63	7 18				11 04				
			6 40				9 10	1172	Lv Dimas..... Lv	40	6 36				10 18				
			7 40				10 10	1172	Ar Mazatlan..... Ar	4	4 55				8 30				
			8 19				10 35	1191	Lv Mazatlan..... Ar	4	4 10				7 10				
			9 30				11 39	1234	Lv Presidio..... Lv	26	3 32				6 19				
			10 09				12 15	1257	Lv Rosario..... Lv	55	2 27				5 07				
			11 55				1 49	1320	Lv Esequinapa..... Lv	46	1 53				4 27				
			1 08				2 53	1370	Ar Acaponeta..... Ar	81	12 22	Mo	We	Fr	2 45				
			1 35				3 15	1387	Lv Morada..... Lv	43	11 04	Su	Tu	Th	1 12				
			2 25				3 35	1387	Ar Ruiz..... Ar	77	10 10				11 55	Mo	We	Sa	Fr
			3 54				4 50	1433	Lv Roseta..... Lv	187	8 58				10 35				
			5 21				6 08	1463	Lv Aguirre..... Lv	2249	8 02				9 22				
			6 18				7 00	1486	Ar Tepic..... Lv	3001	7 22				8 32				
			6 57				7 20	1486	Lv Tepic..... Ar	3001	6 57				8 02				
			9 20				9 17	1569	Lv Tetitlan..... Ar	2468	4 29				6 15				
			10 05				9 42	1569	Lv Tetitlan..... Ar	2468	4 14				4 55				
			10 43				10 13	1591	Lv Ahuacatlan..... Lv	3484	3 47				4 04				
			11 08				10 31	1602	Lv Ixtlan..... Lv	3334	3 25				4 19				
			11 59				11 13	1624	Lv Barrancas..... Lv	4285	2 54				2 25				
			12 59				12 04	1653	Lv La Quemada..... Lv	4250	2 10				2 05				
			1 16				12 17	1662	Lv Magdalena..... Lv	4461	1 58				2 05				
			2 04				2 05	1688	Lv Tequila..... Lv	3997	1 05				1 05				
			3 15				2 05	1724	Ar Empalme de Orendain Lv	4730	12 10				12 10				

Central Standard Time

Lv Empalme de Orendain Ar	4730
Ar Guadalajara..... Lv	5036
Lv Guadalajara (Nat. Rys. Mex.) Ar	5036
Ar Mexico City..... Lv	7349

NOGALES—CANANEA—NAGO

Motor	Mon. Thu.	Kms.	Wed. Sat.	Motor	
18 45	7 40	0	Lv Nogales Ar	5 00	4 40
11 47	12 50	125	Lv Del Rio Lv	11 45	1 37
12 10	1 15	140	Ar Cananea Lv	11 15	1 15
	2 25	0	Lv Cananea Ar	9 50	
	3 00	14	Lv Del Rio Lv	9 20	
	4 45	62	Ar Naco Lv	7 40	

QUILA—EL DORADO

Lv Quila for El Dorado (23 Kilometers, 1 hour), \$1.25PM, p5.25PM.
Lv El Dorado for Quila c11.35AM, a3.45PM.

NAVOJOA—YAVAROS

Tue. Thu.	Kms.	Rio Mayo Ry.	Tue. Thu.
10 00	0	Lv Navojoa..... Ar	6 00
12 10	42	Lv Huatabampo..... Ar	4 00
1 00	62	Ar Yavaros..... Lv	2 30

TOPOLOBAMPO—SAN BLAS—SAN PEDRO

Kms.	K. C. M. & O.	Mon. Wed.	Fri.
0	Lv Topolobampo.....	11 00
25	Ar Los Mochis.....	12 01
25	Lv Los Mochis.....	1 00	1 00
62	Ar San Blas.....	2 50	2 50
62	Lv San Blas.....		11 30
100	Lv El Fuerte.....		1 00
125	Ar San Pedro.....		1 50

K. C. M. & O.


Lv	Mon. Wed.	Fri.
Lv San Pedro.....	2 10
Ar El Fuerte.....	3 07
Ar San Blas.....	4 35
Lv San Blas.....	5 20	5 30
Ar Los Mochis.....	7 00	7 20
Lv Los Mochis.....	9 00
Ar Topolobampo.....	9 50

CULIACAN—ALTATA

Occidental Ry.	Ar	Ar	Ar	Ar
1 25	Lv Culiacan.....	13 50	r	5 20
11 10	Ar Limoncoito.....	11 20	r	2 50
11 10	Lv Limoncoito.....	Ar	r	2 40
12 50	Ar Altata.....	Lv	r	1 10

National Rys. of Mexico


9 20	Ar	Ar	Ar	Ar
9 20	Lv Guadalajara.....	Lv	5 05	
4 00	Ar Colima.....	Lv	10 05	
4 20	Lv Colima.....	Ar	9 40	
6 35	Ar Man			



MEN! Take your pick of these fine jobs at S.P

Work for a company whose biggest job begins when Germany is finished

These jobs with Southern Pacific are for men with something on the ball . . . for men who like to really "belong" to a good outfit and who give as much as they get. We can't make you vice-president overnight, and we don't pay super-inflated wages. We pay *good* wages. We're not supermen here . . . just human, everyday railroaders who get along swell together. We've got a whale of a lot of work ahead . . . handling the enormous war traffic for the all-out Push against Japan. We've got *interesting* work, the kind that gets in your blood—and *sticks*. Some jobs require experience, many don't. One thing sure: there's a fine job here for you if you're a man who wants a good job. Look 'em over, then come in and see us.



Switchmen make good wages

Here's a job with a locomotive to help you . . . switching cars from N. Y. Central, Union Pacific, Pennsylvania Lines—every road in the nation . . . loaded with war materials. No experience to start . . . we train you in two weeks or so. You'll work with an engine crew, get around, keep things moving. Interesting, active work for active men.



Brakeman - one of S.P.'s finest jobs

We train you in short order. You help operate trains, team up with the Conductor and Engineer. This is railroading as you'll like it. Good gang to work with. Good pay. You see the country, ride the trains, keep the war traffic piling through. If you're a sincere, reliable man, here is a job you will want.



Good jobs for all good craftsmen

Maybe you're a Machinist, Boilermaker, Pipefitter, Blacksmith, Welder, Carpenter, Sheet Metal Worker, Plumber, Electrician, or Painter. Maybe you want a chance to work where your skill is both seen and appreciated. And maybe you want to get with a big, established company with plenty of work. Okeh. You're the man for a job at S. P. We need *all* kinds of craftsmen. And no railroad experience needed.

Here are a few of the many jobs open at S. P. today.

Helpers—all crafts	Switchmen	Plumbers
Telegraphers	Carpenters	Firemen
Yard Clerks	Signalmen	Painters
Clerk-Baggage men	Boilermakers	Carmen
Freight Handlers	Machinists	Car Inspectors
Brakemen	Electricians	Shop Workers
Clerical Workers	Pipefitters	Linemen

For information on jobs, apply or write to:

In the West: San Francisco (11): 33 California St.
 Los Angeles (14): Room 515 Pacific Electric Bldg., 6th and Main St.
 Oakland (12): 337—13th St., corner Webster.
 Portland (5): 219 S.W. 9th Ave.
 Ogden: 168 25th St.
 Salt Lake City (1): 14 S. Main St.
 Denver (2): 809 Patterson Bldg., 17th and Welton Sts.

In the East: See any local U. S. Railroad Retirement Board.

In Chicago: Mr. L. Lyons, U. S. Railroad Retirement Board, 409 W. Washington St.

Or see the nearest S. P. Superintendent's Office or S.P. Agent.

(We comply with all WMC regulations)

S·P "A good outfit to work for"

PULLMAN SLEEPING CAR RATES (15% Federal Tax Not Included)

Following are current continuous trip fares published for information purposes only and are subject to change without notice.

LOWER STANDARD PULLMAN RATES

BETWEEN		San Francisco, Cal.	Los Angeles, Cal.	San Diego, Cal.	Phoenix, Ariz.	Tucson, Ariz.	El Paso, Tex.	San Antonio, Tex.	Houston, Tex.	New Orleans, La.	Reno, Nev.	Portland, Ore. (Via Calif.)
AND		San Francisco, Cal.	Los Angeles, Cal.	San Diego, Cal.	Phoenix, Ariz.	Tucson, Ariz.	El Paso, Tex.	San Antonio, Tex.	Houston, Tex.	New Orleans, La.	Reno, Nev.	Portland, Ore. (Via Calif.)
Atlanta	Ga.	\$20.25	\$18.85	\$18.85	\$15.90	\$14.75	\$12.20	\$ 9.25	\$ 6.95	\$ 4.35	\$20.25	000000
Baltimore	Md.	23.75	23.75	23.75	20.80	20.00	17.35	13.90	11.90	9.25	22.90	000000
Birmingham	Ala.	18.25	18.25	18.25	15.35	14.20	11.55	7.85	5.80	2.95	18.25	000000
Boston	Mass.	25.75	25.75	25.75	23.75	21.70	19.65	17.35	15.65	13.05	24.35	000000
Buffalo	N. Y.	25.30	25.30	25.30	20.25	18.25	16.20	13.90	13.05	10.40	20.85	000000
Chicago	Ill.	18.25	18.25	18.25	16.20	13.90	11.90	10.40	9.60	7.85	16.50	000000
Cincinnati	Ohio	20.25	20.25	20.25	17.05	16.20	13.35	10.40	9.60	6.95	19.45	000000
Cleveland	Ohio	20.80	20.80	20.80	18.85	16.80	14.75	12.75	11.55	9.25	19.45	000000
Dallas	Tex.	14.75	12.75	12.75	9.25	8.10	5.80	2.95	2.95	4.95	14.75	\$20.00
Denver	Colo.	12.75	12.75	12.75	10.40	10.40	7.85	9.85	9.25	11.30	10.40	000000
Detroit	Mich.	20.80	20.80	20.80	17.95	16.80	13.90	11.90	11.00	9.25	19.45	000000
El Paso	Tex.	9.85	6.95	6.95	4.35	2.95	5.25	6.95	9.25	15.90	000000
Fresno	Cal.	2.35	2.95	6.40	6.70	9.60	13.90	14.75	16.20	8.10	000000
Houston	Tex.	14.75	13.90	13.90	11.00	9.85	6.95	2.95	2.95	14.75	000000
Indianapolis	Ind.	19.65	19.65	19.65	16.80	15.65	12.75	10.40	9.60	6.95	19.45	000000
Jacksonville	Fla.	20.80	20.80	20.80	18.30	16.85	14.75	9.85	7.85	4.95	20.80	000000
Kansas City	Mo.	15.35	15.35	15.35	12.75	11.30	8.45	6.95	6.95	6.95	14.50	000000
Los Angeles	Cal.	3.50	4.10	4.65	6.95	11.90	13.90	16.20	5.80	9.60
Memphis	Tenn.	16.80	16.80	16.80	13.90	12.75	9.85	6.40	5.80	3.50	16.80	000000
Mexico City	Mex.	18.34	14.84	14.84	12.84	12.24	8.24	11.19	11.74	14.64	20.64	24.44
Minneapolis	Minn.	18.25	18.25	18.25	16.80	14.75	12.75	11.30	11.30	10.15	16.20	000000
New Orleans	La.	16.20	16.20	16.20	13.35	11.90	9.85	4.95	2.95	16.80	000000
New York	N. Y.	25.15	25.15	25.15	22.55	20.80	18.85	16.20	13.90	11.30	23.45	000000
Oklahoma City	Okla.	14.75	13.35	13.90	10.15	8.70	6.40	4.95	4.35	6.70	000000
Ogden	Utah	6.95	9.60	12.75	14.75	13.90	16.20	4.95	11.90
Omaha	Neb.	15.35	15.35	15.35	13.90	12.75	10.15	9.25	8.45	9.60	13.35	000000
Philadelphia	Pa.	24.30	24.30	24.30	21.95	20.25	18.25	15.35	13.35	10.40	22.90	000000
Phoenix	Ariz.	6.95	4.10	4.10	2.95	4.35	9.25	11.00	13.35	9.30	13.05
Pittsburgh	Pa.	21.70	21.70	21.70	19.40	17.35	15.35	13.35	11.90	9.25	20.00	000000
Portland	Ore.	6.40	9.60	13.05	13.90	15.90	20.00	20.25	21.95	7.55
Sacramento	Cal.	3.50	6.95	7.85	9.85	13.90	14.75	16.20	2.35	6.15
San Antonio	Tex.	13.90	11.90	11.90	9.25	7.85	5.25	2.95	4.95	14.75	20.00
San Diego	Cal.	4.10	4.65	6.95	6.95	11.90	13.90	13.90	16.20
San Francisco	Cal.	3.50	6.95	7.85	9.85	13.90	14.75	16.20	2.35	6.40
Seattle	Wash.	7.85	11.00	14.50	15.35	15.90	20.00	20.25	21.95	8.70	2.95
St. Louis	Mo.	17.35	17.35	17.35	14.50	13.35	10.40	8.45	7.55	6.15	16.50	000000
Tacoma	Wash.	7.55	10.40	13.90	14.75	15.90	20.00	20.25	21.95	8.45	2.95
Tucson	Ariz.	7.85	4.65	4.65	2.95	2.95	7.85	9.85	11.90	10.20	13.90
Washington	D. C.	23.75	23.75	23.75	20.80	20.00	17.35	13.90	11.90	9.25	22.90	000000

LOWER TOURIST PULLMAN RATES

BETWEEN		San Francisco, Cal.	Los Angeles, Cal.	San Diego, Cal.	Phoenix, Ariz.	Tucson, Ariz.	El Paso, Tex.	San Antonio, Tex.	Houston, Tex.	New Orleans, La.	Reno, Nev.	Portland, Ore. (Via Calif.)
AND		San Francisco, Cal.	Los Angeles, Cal.	San Diego, Cal.	Phoenix, Ariz.	Tucson, Ariz.	El Paso, Tex.	San Antonio, Tex.	Houston, Tex.	New Orleans, La.	Reno, Nev.	Portland, Ore. (Via Calif.)
Chicago	Ill.	\$12.20	\$12.20	\$12.20	\$10.80	\$9.25	\$ 7.95	\$11.00	\$16.50
Denver	Colo.	8.50	6.95	12.80
El Paso	Tex.	6.60	4.65	4.65	2.95	2.00	\$ 3.55	\$ 4.65	\$ 6.60	10.65
Fresno	Cal.	1.55	2.00	4.30	4.50	6.40	9.25	9.85	10.80	2.35	5.40
Houston	Tex.	9.85	9.25	9.25	7.40	6.60	4.65	2.00	2.00	9.85	13.55
Kansas City	Mo.	10.25	10.25	10.25	8.50	7.55	5.65	9.70	14.55
Los Angeles	Cal.	2.35	2.75	3.10	4.65	7.95	9.25	10.80	3.85	6.40
New Orleans	La.	10.80	10.80	10.80	8.95	7.95	6.60	3.30	2.00	11.25	14.65
Ogden	Utah	4.65	6.40	3.30	7.95
Omaha	Neb.	10.25	10.25	10.25	8.95	14.55
Phoenix	Ariz.	4.65	2.75	2.75	2.00	2.95	7.40	8.95	6.20	8.70
Portland	Ore.	4.30	6.40	8.70	9.25	10.65	13.35	13.55	14.65	5.10
Sacramento	Cal.	2.35	4.65	5.25	6.60	9.25	9.85	10.80	1.55	4.10
San Antonio	Tex.	9.25	7.95	7.95	6.20	5.25	3.55	2.00	3.30	9.85	13.35
San Diego	Cal.	2.75	3.10	4.65	7.95	9.25	10.80
San Francisco	Cal.	2.35	4.65	5.25	6.60	9.25	9.85	10.80	1.55	4.30
Seattle	Wash.	5.25	7.40	9.70	10.25	10.65	13.35	13.55	14.65	5.85	2.00
St. Louis	Mo.	11.55	11.00	15.85
Tucson	Ariz.	5.25	3.10	3.10	2.00	2.00	5.25	6.60	7.95	6.80	9.25

TO FIGURE RATES ON OTHER PULLMAN ACCOMMODATIONS:
Find lower berth rate in this table and apply to table on next page.

○ Pullman rates via California must be constructed by use of combination fares according to route. Consult ticket Agent.

♠ Do NOT apply Mexico City lower berth rate to Table for

determining cost of room accommodations. For Compartment and Drawing Room rates to Mexico City, consult Ticket Agent.

♣ To points east of Chicago or St. Louis where exact amount

of lower berth rates shown in this Column do not appear on Pullman Table, cost of superior accommodations must be determined by use of combination rates to and from Chicago or St. Louis. Consult Ticket Agent.

TABLE FOR COMPUTING VARIOUS TYPE PULLMAN ACCOMMODATIONS
(15% Federal Tax Not Included)

STANDARD PULLMAN RATES							TOURIST CAR		
Where Lower Berth is	Upper Berth	Roomette		Bedroom		Compartment	Drawing Room	Where Lower Berth is	Upper Berth
		For One Person	For One Person	For Two Persons	For Two or More Persons	For Two or More Persons			
\$ 2.35	\$ 1.80	\$ 3.50	\$ 4.20	\$ 4.65	\$ 6.95	\$ 8.10	\$ 1.55	\$ 1.25	
2.65	2.00	3.80	4.75	5.25	7.55	9.25	1.80	1.35	
2.95	2.20	4.10	5.25	5.80	8.10	10.40	2.00	1.50	
3.20	2.45	4.50	5.75	6.40	9.25	11.55	2.15	1.65	
3.50	2.65	4.90	6.30	6.95	9.85	12.75	2.35	1.80	
3.80	2.90	5.30	6.80	7.55	11.00	13.90	2.55	1.95	
4.10	3.10	5.70	7.35	8.10	11.55	15.05	2.75	2.10	
4.35	3.30	6.15	7.85	8.70	12.20	16.20	2.95	2.20	
4.65	3.55	6.50	8.40	9.25	13.35	16.20	3.10	2.40	
4.95	3.75	6.90	8.90	9.85	13.90	17.35	3.30	2.55	
5.25	4.00	7.35	9.45	10.40	15.05	18.50	3.55	2.65	
5.50	4.20	7.70	9.90	11.00	15.65	19.65	3.70	2.85	
5.80	4.40	8.10	10.40	11.55	16.20	20.80	3.85	3.00	
6.15	4.65	8.55	10.95	12.20	17.35	21.95	4.10	3.10	
6.40	4.85	8.95	11.45	12.75	17.95	23.10	4.30	3.25	
6.70	5.10	9.35	12.00	13.35	19.10	24.30	4.50	3.45	
6.95	5.30	9.75	12.50	13.90	19.65	24.30	4.65	3.55	
7.30	5.50	10.15	13.05	14.50	20.25	25.45	4.85	3.70	
7.55	5.75	10.60	13.55	15.05	21.40	26.60	5.10	3.85	
7.85	5.95	10.95	14.10	15.65	21.95	27.75	5.25	4.00	
8.10	6.20	11.35	14.60	16.20	23.10	28.90	5.40	4.15	
8.45	6.40	11.80	15.15	16.80	23.75	30.05	5.65	4.30	
8.70	6.60	12.20	15.65	17.35	24.30	31.20	5.85	4.40	
9.00	6.85	12.55	16.15	17.95	25.45	32.35	6.00	4.60	
9.25	7.05	13.00	16.70	18.50	26.05	32.35	6.20	4.75	
9.60	7.30	13.40	17.20	19.10	27.20	33.50	6.40	4.85	
9.85	7.50	13.75	17.75	19.65	27.75	34.65	6.60	5.05	
10.15	7.70	14.20	18.25	20.25	28.35	35.85	6.80	5.20	
10.40	7.95	14.60	18.80	20.80	29.50	37.00	6.95	5.30	
10.75	8.15	15.00	19.25	21.40	30.05	38.15	7.15	5.45	
11.00	8.40	15.40	19.80	21.95	31.20	39.30	7.40	5.65	
11.30	8.60	15.80	20.30	22.55	31.80	40.45	7.55	5.75	
11.55	8.80	16.20	20.80	23.10	32.35	40.45	7.70	5.90	
11.90	9.05	16.65	21.35	23.75	33.50	41.60	7.95	6.05	
12.20	9.25	17.00	21.85	24.30	34.10	42.75	8.15	6.20	
12.45	9.50	17.45	22.40	24.90	35.30	43.90	8.35	6.35	
12.75	9.70	17.85	22.90	25.45	35.85	45.05	8.50	6.50	
13.05	9.90	18.25	23.45	26.05	36.45	46.20	8.70	6.60	
13.35	10.15	18.65	23.95	26.60	37.00	47.40	8.95	6.80	
13.60	10.35	19.05	24.50	27.20	38.15	48.55	9.10	6.95	
13.90	10.60	19.45	25.00	27.75	39.30	48.55	9.25	7.05	
14.20	10.80	19.90	25.55	28.35	39.90	49.70	9.50	7.25	
14.50	11.00	20.25	26.05	28.90	40.45	50.85	9.70	7.40	
14.75	11.25	20.65	26.55	29.50	41.60	52.00	9.85	7.50	
15.05	11.45	21.10	27.10	30.05	42.20	53.15	10.05	7.65	
15.35	11.70	21.45	27.60	30.65	43.35	54.30	10.25	7.85	
15.65	11.90	21.85	28.15	31.20	43.90	55.45	10.45	7.95	
15.90	12.10	22.30	28.60	31.80	44.50	56.60	10.65	8.10	
16.20	12.35	22.70	29.15	32.35	45.65	56.60	10.80	8.25	
16.50	12.55	23.05	29.65	32.95	46.20	57.75	11.00	8.40	
16.80	12.80	23.50	30.20	33.50	47.40	58.95	11.25	8.55	
17.05	13.00	23.90	30.70	34.10	48.00	60.10	11.40	8.70	
17.35	13.20	24.30	31.20	34.65	48.55	61.25	11.55	8.80	
17.70	13.45	24.70	31.75	35.30	49.70	62.40	11.80	9.00	
17.95	13.65	25.10	32.25	35.85	50.30	63.55	12.00	9.15	
18.25	13.90	25.55	32.80	36.45	51.45	64.70	12.20	9.25	
18.50	14.10	25.95	33.30	37.00	52.00	64.70	12.35	9.45	
18.85	14.30	26.30	33.85	37.60	52.60	65.85	12.55	9.60	
19.10	14.55	26.75	34.35	38.15	53.75	67.00	12.80	9.70	
19.40	14.75	27.15	34.90	38.75	54.30	68.15	12.95	9.85	
19.65	15.00	27.50	35.40	39.30	55.45	69.30	13.10	10.05	
20.00	15.20	27.95	35.95	39.90	56.05	70.50	13.35	10.15	
20.25	15.40	28.35	36.45	40.45	56.60	71.65	13.55	10.30	
20.55	15.65	28.75	36.95	41.05	57.75	72.80	13.70	10.45	
20.80	15.85	29.15	37.50	41.60	58.40	72.80	13.90	10.60	
21.15	16.10	29.55	37.95	42.20	59.55	73.95	14.10	10.75	
21.40	16.30	29.95	38.50	42.75	60.10	75.10	14.30	10.90	
21.70	16.50	30.40	39.00	43.35	60.70	76.25	14.50	11.00	
21.95	16.75	30.75	39.55	43.90	61.85	77.40	14.65	11.20	
22.30	16.95	31.15	40.05	44.50	62.40	78.55	14.85	11.35	
22.55	17.20	31.60	40.60	45.05	63.55	79.70	15.10	11.45	
22.85	17.40	32.00	41.10	45.65	64.15	80.85	15.25	11.65	
23.10	17.60	32.35	41.60	46.20	64.70	80.85	15.40	11.80	
23.45	17.85	32.80	42.15	46.85	65.85	82.05	15.65	11.90	
23.75	18.05	33.20	42.65	47.40	66.45	83.20	15.85	12.05	
24.00	18.30	33.65	43.20	48.00	67.60	84.35	16.05	12.25	
24.30	18.50	34.00	43.70	48.55	68.15	85.50	16.20	12.35	
24.60	18.70	34.40	44.25	49.15	68.75	86.65	16.40	12.50	
24.90	18.95	34.85	44.75	49.70	69.95	87.80	16.65	12.65	
25.15	19.15	35.20	45.30	50.30	70.50	88.95	16.80	12.80	
25.45	19.40	35.60	45.80	50.85	71.65	88.95	16.95	12.95	
25.75	19.60	36.05	46.35	51.45	72.25	90.10	17.20	13.10	

★ WAR JOBS WITH ACTION

The railroads must have more workers—keen, alert people, to do real, responsible work—vital war work.

No other war work is more important to Victory—no other offers more real action and interest—for the railroads must keep on delivering the goods.

You can help. Ask any railroad office or agent—any office of the Railroad Retirement Board, or the United States Employment Service.



Association of **AMERICAN RAILROADS**

Southern Pacific Representatives

General Officers

F. S. MCGINNIS, Vice-President, System Passenger Traffic.....
 C. E. PETERSON, Asst. Vice-Pres., System Passenger Traffic.....
 W. W. HALE, Vice-President, System Freight Traffic.....
 H. W. KLEIN, Asst. Vice-President, System Freight Traffic.....
 ..San Francisco, 5, Calif. and Houston, 1, Tex.

Eastern Traffic Officers

D. J. MCGANNEY, General Traffic Manager.....Chicago, 4, Ill.

Midwest Territory—

O. P. BARTLETT, Passenger Traffic Manager.....Chicago, 4, Ill.
 J. C. GILPIN, Assistant Passenger Traffic Manager.....Chicago, 4, Ill.
 C. T. COLLETT, Freight Traffic Manager.....Chicago, 4, Ill.
 H. F. STARKE, General Western Freight Agent.....Chicago, 4, Ill.

Eastern Territory—

J. H. DESHEROW, Passenger Traffic Manager.....New York, 17, N. Y.
 L. A. BROCKWELL, Freight Traffic Manager.....New York, 6, N. Y.
 C. M. BIGGS, General Eastern Freight Agent.....New York, 6, N. Y.

Traffic Department—Texas-Louisiana Lines

J. F. SULLIVAN, Passenger Traffic Manager.....Houston, 1, Tex.
 J. E. BLEDSOE, Assistant Passenger Traffic Manager.....Houston, 1, Tex.
 F. A. PARKER, Asst. to Pass. Traffic Manager.....Houston, 1, Tex.
 W. E. RIDGEWAY, General Passenger Agent.....Houston, 1, Tex.
 TOM HOOD, Assistant General Passenger Agent.....Houston, 1, Tex.
 E. W. CRABBE, Assistant General Passenger Agent.....Houston, 1, Tex.
 A. C. ZIEGAN, General Pass. Agent (Eastern District).....New Orleans, 11, La.
 H. H. GRAY, General Passenger Agent (Western District).....El Paso, Tex.
 ERNEST J. PETERS, General Baggage, Mail and Express Agent.....Houston, 1, Tex.
 G. A. CAMERON, Manager, Dining Cars, H. & R.....Houston, 1, Tex.
 F. L. GORDON, Freight Traffic Manager.....Houston, 1, Tex.
 J. L. FIELDING, Assistant Freight Traffic Manager.....Houston, 1, Tex.
 C. H. OWEN, Assistant Freight Traffic Manager.....Houston, 1, Tex.
 J. E. CARTER, Assistant Freight Traffic Manager.....Houston, 1, Tex.
 W. H. STAKELUM, General Freight Agent (Central District).....Houston, 1, Tex.
 J. D. BLOCHER, Assistant General Freight Agent.....Houston, 1, Tex.
 O. E. COREY, Asst. General Freight Agent.....Houston, 1, Tex.
 C. W. WATERMAN, Asst. General Freight Agent.....Houston, 1, Tex.
 T. W. WALDROP, General Agent—Merchandise Traffic.....Houston, 1, Tex.
 A. R. MIELLY, Industrial Commissioner.....Houston, 1, Tex.
 FELIX D'ABADIE, Agricultural Agent.....Houston, 1, Tex.
 M. H. ERSKINE, Livestock Agent.....San Antonio, 5, Tex.
 JOS. LALLANDE, General Freight Agent (Eastern District).....New Orleans, 11, La.
 JOS. SPEAR, Assistant General Freight Agent.....New Orleans, 11, La.
 H. S. ROBY, Assistant General Freight Agent.....New Orleans, 11, La.
 L. C. BOUTCHARD, General Freight Agent (Northern District).....Dallas, 1, Tex.
 W. H. FRANCIS, General Freight Agent (Western District).....El Paso, Tex.
 S. R. SHIELDS, Asst. General Freight Agent.....El Paso, Tex.

Traffic Department—Pacific Lines

F. S. MCGINNIS, Vice-President, System Passenger Traffic.....San Francisco, 5, Calif.
 C. E. PETERSON, Asst. Vice-President, System Pass. Traffic.....San Francisco, 5, Calif.
 F. S. HOWARD, Asst. to Vice-President, System Pass. Traffic.....San Francisco, 5, Calif.
 E. M. GILMORE, Asst. to Vice-President, System Pass. Traffic.....San Francisco, 5, Calif.
 L. C. IOAS, Asst. to Vice-President, System Pass. Traffic.....San Francisco, 5, Calif.
 F. Q. TREWDAY, General Advertising Manager.....San Francisco, 5, Calif.
 C. G. SHEFFIELD, General Baggage Agent.....San Francisco, 5, Calif.
 E. O. LEWIS, Asst. General Baggage Agent.....San Francisco, 5, Calif.
 L. R. SHAFER, Asst. General Baggage Agent.....San Francisco, 5, Calif.

Northern District—

J. A. ORMANDY, General Passenger Agent.....Portland, 4, Ore.
 E. F. GHORMLEY, Assistant General Passenger Agent.....Portland, 4, Ore.

Central District—

F. E. WATSON, General Passenger Agent.....Oakland, 12, Calif.
 GARNETT KING, Assistant General Passenger Agent.....Oakland, 12, Calif.

San Francisco District—

T. LOUIS CHESSE, General Passenger Agent.....San Francisco, 5, Calif.

Southern District—

GEO. B. HANSON, General Passenger Agent.....Los Angeles, 14, Calif.
 N. KINELL, Assistant General Passenger Agent.....Los Angeles, 14, Calif.
 T. C. KEEDY, Assistant to General Passenger Agent.....Los Angeles, 14, Calif.

Arizona District—

L. H. TRIMBLE, General Passenger Agent.....Phoenix, Ariz.

New Mexico District—

H. H. GRAY, General Passenger Agent.....El Paso, Tex.

W. W. HALE, Vice-President, System Freight Traffic.....San Francisco, 5, Calif.
 H. W. KLEIN, Asst. Vice-Pres., System Frt. Traffic.....San Francisco, 5, Calif.

H. C. HALLMARK, Freight Traffic Manager in charge of Rates and Divisions.....San Francisco, 5, Calif.

H. L. SMITH, Asst. to Freight Traffic Manager, in charge of Rates and Divisions.....San Francisco, 5, Calif.

W. A. WESTINGTON, General Industrial Agent.....San Francisco, 5, Calif.

G. F. GARLAND, Manager Perishable Freight Traffic.....San Francisco, 5, Calif.

R. F. ROBINSON, General Agent—Merchandise Traffic.....San Francisco, 5, Calif.

Central District—

W. G. PEOPLES, Freight Traffic Manager.....San Francisco, 5, Calif.

Northern District—

F. C. NELSON, Freight Traffic Manager.....Portland, 4, Ore.

Southern District—

G. J. BLECH, Freight Traffic Manager.....Los Angeles, 14, Calif.

Arizona District—

L. H. TRIMBLE, General Freight Agent.....Phoenix, Ariz.

New Mexico District—

W. H. FRANCIS, General Freight Agent.....El Paso, Tex.

Other Departments

H. A. BUTLER, Manager Dining Cars, H., R. & N. S.....San Francisco, 5, Calif.
 OSCAR INGELS, Manager.....Bureau of News.....San Francisco, 5, Calif.

Traffic Department—Mexican Lines

L. G. HOFF, General Traffic Manager.....Guadalajara, Jal., Mex.

General Agencies—Traffic Department

AMARILLO, TEX. 710 Oliver-Eagle Bldg. (Phone 2-4651):
 E. M. VERNON.....General Agent
 ATLANTA, 3, GA. 66 Luckie Street. (Phone Walnut 4889):
 T. G. BURGESS.....General Agent
 BIRMINGHAM, 3, ALA. 207-8 Empire Bldg., 1928 First Ave., No. (Phone 3-6244):
 ROY A. COOPER.....General Agent
 BOSTON, 8, MASS. 294 Washington Street. (Phone Liberty 9244):
 E. S. LEAVITT.....General Agent
 BUFFALO, 3, N. Y. 297 Main Street. (Phone Cleveland 4668):
 T. B. BRENNAN.....General Agent
 CHATTANOOGA, 2, TENN. 613 James Building. (Phone 6-0366):
 W. H. STEEN.....Traveling Freight and Passenger Agent
 CHICAGO, 4, ILL. 77 East Jackson Boulevard. (Phone Webster 2244):
 WM. F. COYNE.....General Agent Passenger Department
 C. E. DARKUS.....Assistant General Agent
 CHICAGO, 4, ILL. Room 1020, 310 South Michigan Ave.
 J. J. KANE.....(Phone Webster 2244): General Agent Freight Department
 CINCINNATI, 2, O. S. E. Cor. 5th & Walnut Sts. (Phone Main 1602-1603):
 W. J. MONTGOMERY.....General Agent
 CLEVELAND, 14, O. 1116 Hippodrome Building. (Phone Main 3412):
 EDMUND G. COOK, General Agent J. V. RIGBER.....Dist. Pass. Agent
 DENVER, 2, COLO. 808-9 Patterson Bldg. (Phone Keystone 6146-6147):
 D. R. OWEN.....General Agent
 DETROIT, 26, MICH. 205-7 Majestic Bldg. (Phones Cadillac 6694-6695):
 ROBERT McDOWELL.....General Agent
 INDIANAPOLIS, 4, IND. 11 South Meridian St. (Phone Market 4509):
 E. H. WILLIAMS.....General Agent
 JACKSONVILLE, 2, FLA. 407 Peninsular Life Bldg. (Phone 5-4539):
 J. T. HILL.....District Freight and Passenger Agent
 KANSAS CITY, 6, MO. 802-5 Waldheim Bldg., 6 East 11th St.
 (Phone Victor 7590):
 J. E. BOLIN.....General Agent.....Dist. Pass. Agent
 LOUISVILLE, 2, KY. 457 South Fourth St. (Phone Jackson 2423):
 HARRY REYBURN.....District Freight and Passenger Agent
 MEMPHIS, 3, TENN. 130 Madison Avenue. Phones 5-7447-5-7448):
 C. A. BEVIS.....General Agent
 MINNEAPOLIS, 2, MINN. Room 1730, Rand Tower. (Phone Main 2524):
 GEO. L. HALENKAMP.....General Agent
 NEW YORK, 17, N. Y. 535 Fifth Ave., Room 1108. (Phone Murray Hill 2-8419):
 GEORGE V. MCART.....General Agent Passenger Dept.
 JOEL NEWMAN.....Assistant General Agent
 NEW YORK, 17, N. Y. 531 Fifth Ave. at 44th St. (Phone Murray Hill 2-8418):
 W. J. HANRAHAN.....City Pass. & Ticket Agent
 NEW YORK, 6, N. Y. 165 Broadway, Room 2100. (Phone Cortland 7-4800):
 F. M. LALLY.....General Agent Freight Dept.
 OKLAHOMA CITY, 2, OKLA., 119 No. Robinson St., Room 924. (Phone 3-8970):
 J. A. EADS.....General Agent
 PHILADELPHIA, 2, PA. 111 South Fifteenth St. (Phone Rittenhouse 7477):
 G. H. VOGEL.....General Agent
 PITTSBURGH, 19, PA. 1215 Gulf Building. (Phones Atlantic 1467-8):
 E. N. HURD, JR.....General Agent C. O. POWELL.....Dist. Frt. & Pass. Agent
 ROCATELLO, IDA. P. O. Box 1168, (Phone 1415-J):
 R. C. MILLS.....Traveling Agent
 ST. LOUIS, 2, MO. 408 Pine Street. (Phones Chestnut 7745, 7746):
 A. K. SWANN.....General Agent L. J. WALZ.....District Passenger Agent
 SALT LAKE CITY, 1, UTAH. 14 South Main St. (Phone 3-2601):
 C. O. OLSEN.....General Agent
 SAN DIEGO, 1, CAL. 936 Second Ave. (Phone Main 7111):
 T. FIELDING.....District Freight and Passenger Agent
 SEATTLE, 1, WASH. 1405 Fourth Avenue. (Phone Elliott 4357):
 J. W. GAINES.....General Agent Passenger Dept.
 B. D. VAN COURT.....General Agent Freight Dept.
 SPOKANE, 8, WASH. 1129 Old National Bank Building (Phone Riverside 1826):
 E. C. ORDWAY.....General Agent
 TACOMA, 1, WASH. P. O. Box 1313.
 K. A. DEMARIS.....Traveling Passenger Agent
 WASHINGTON, 5, D. C. 1501 H Street, Suite 220. (Phone Executive 1125):
 C. G. MENGEL.....General Agent
 WINSTON-SALEM, 3, N. C. 411 Reynolds Bldg. (Phone 8032):
 T. H. SWANN.....General Agent

Foreign Agencies—Traffic Department

MEXICO CITY, MEX. Edificio Paris, Avenida 5 de Mayo 32
 F. V. STARK.....Traffic Manager J. PARDO VALLINA.....General Agent
 MONTERREY, MEX. Calle de Morelos 439 Ote. (Passaje Reineria)
 ALFONSO MARQUEZ.....General Agent for Northern Mexico
 VANCOUVER, B. C. 619 Howe Street
 C. G. ALTON.....Canadian General Agent

Traffic Representatives (On Line)

ALBANY, ORE. S. P. Station. District Passenger Agent
 ALEXANDRIA, 5, LA. Second and Casson Sts. (Phone 7531): District Passenger Agent
 S. E. NARROW. District Frt. and Pass. Agent
 ALHAMBRA, CAL. 120 West Main St. (Phone Cumberland 31015): City Ticket Agent
 E. A. THAYER. City Ticket Agent
 AUSTIN, 22, TEX. 301 Congress Avenue (Phone 4301): District Frt. and Pass. Agent
 J. H. EVETTS. District Frt. and Pass. Agent
 BAKERSFIELD, CAL. 800 Baker St. (Phone 6-6461): District Frt. and Pass. Agent
 G. N. SHACKELFORD. Traveling Passenger Agent
 C. E. WYKES, Room 213 Haberfelde Bldg. District Frt. and Pass. Agent
 BEAUMONT, TEX. Pearl and Crockett Sts. (Phones 141 and 612): District Frt. and Pass. Agent
 M. L. LOVE. District Frt. and Pass. Agent
 BERKELEY, 4, CAL. 136-137 Berkeley Square (Phone Templebar 2121): District Frt. and Pass. Agent
 A. CHRISTENSEN. City Passenger Agent
 BEVERLY HILLS, CAL. 499 No. Canon Drive. (Phone CRestview 1-8144): City Ticket Agent
 H. E. BRIEGLER. City Ticket Agent
 BROWNSVILLE, TEX. 1106 Levee Street (Phone 1207): City Ticket Agent
 W. J. BRANCH. City Ticket Agent
 BURLINGAME, CAL. S. P. Station (Phone 3-2783): District Frt. and Pass. Agent
 E. H. OLSON. Traveling Passenger Agent
 CAMP ROBERTS, CAL. S. P. Station: District Frt. and Pass. Agent
 J. F. HOOGENDYK. Traveling Passenger Agent
 COLTON, CAL. S. P. Station (Phone 1120): District Frt. and Pass. Agent
 G. A. CRANE. Traveling Passenger Agent
 CORPUS CHRISTI, TEX. Belden and North Broadway (Phone 7425): District Frt. and Pass. Agent
 B. B. LACEY. District Frt. and Pass. Agent
 DALLAS, 1, TEX. 1313 Commerce St. (Phone Central 8611): District Frt. and Pass. Agent
 B. H. TANNER. District Frt. and Pass. Agent
 E. J. SCHAEFER, 2300 Canton Street. District Frt. and Pass. Agent
 DEL MONTE, CAL. Hotel Del Monte (Phone Monterey 5550): District Frt. and Pass. Agent
 L. V. OWENS. District Frt. and Pass. Agent
 EL CENTRO, CAL. S. P. Sta.—Main bet. 3rd & Broadway (Phone 1580): District Frt. and Pass. Agent
 W. D. KELLER. District Frt. and Pass. Agent
 ELKO, NEV. 384 Railroad St. (Phone 44): District Frt. and Pass. Agent
 J. H. MAHAN. Asst. Dist. Frt. and Pass. Agent
 EL PASO, TEX. 101 North Oregon St. (Phone Main 3400): District Frt. and Pass. Agent
 H. D. MCGREGOR. District Frt. and Pass. Agent
 EUGENE, ORE., Miner Bldg. (Phone 2200): District Frt. and Pass. Agent
 L. H. FREDERICK. District Frt. and Pass. Agent
 FORT WORTH, 2, TEX. 817 Houston St. (Phone 3-1661 or 2-9151): District Frt. and Pass. Agent
 DOUGLAS SMITH. City Ticket Agent
 C. S. ELLIOT. District Frt. and Pass. Agent
 FRESNO, 1, CALIF. Pass. Station. H and Mariposa Sts. (Phone 3-2241): District Frt. and Pass. Agent
 WILLARD BARR. District Frt. and Pass. Agent
 W. T. PLUMMER. Asst. Dist. Frt. and Pass. Agent
 GALVESTON, TEX. 2022 Market St. (Phone 4611): District Frt. and Pass. Agent
 J. H. TATE. District Frt. and Pass. Agent
 GLENDALE, 3, CALIF. 106 North Brand Blvd. (Phone Citrus 1-5166): District Frt. and Pass. Agent
 HARRY E. PIERSON. District Frt. and Pass. Agent
 HARPINGE, TEX. Rio Grande Building. (Phone 865): District Frt. and Pass. Agent
 G. E. COLEGATE. District Frt. and Pass. Agent
 HOLLYWOOD, CAL. 6553 Hollywood Blvd. (Phone Michigan 6161): District Frt. and Pass. Agent
 C. E. MOSER. City Ticket Agent
 HOUSTON, 1, TEX. (Phone Capitol 1121): District Frt. and Pass. Agent
 J. R. MCINTYRE. 913 Texas Ave. District Frt. and Pass. Agent
 ALLEN FOX. Station Passenger Agent
 WILLS J. CARTER (S.P. Bldg., 913 Franklin Ave.) District Frt. and Pass. Agent
 HUNTINGTON PARK, CAL. 6360 Pacific Blvd. (Phone Jefferson 1146): District Frt. and Pass. Agent
 C. S. PETERSON. City Ticket Agent
 KLAMATH FALLS, ORE. Underwood Bldg.—7th and Main Sts. (Ph. 3111): District Frt. and Pass. Agent
 L. S. STITT. District Frt. and Pass. Agent
 LAKE CHARLES, LA. Majestic Hotel Bldg. (Phones 3605 and 3606): District Frt. and Pass. Agent
 H. L. DAUGHENBAUGH. District Frt. and Pass. Agent
 LONG BEACH, 2, CAL. 140 West Ocean Avenue (Phone 72991): District Frt. and Pass. Agent
 L. OVERMAN. District Frt. and Pass. Agent
 A. C. HUGG. District Frt. and Pass. Agent
 LOS ANGELES, 14, CAL. P.E. Bldg. 610 South Main St. (Phone Mich. 6161): District Frt. and Pass. Agent
 C. A. PESTOR. District Frt. and Pass. Agent
 W. F. MCGOWAN. District Frt. and Pass. Agent
 MARYSVILLE, CAL. S. P. Station, 6th and A Sts (Phone 45): District Frt. and Pass. Agent
 J. T. MCCANN. Traveling Frt. and Pass. Agent
 M. E. CHADSEY. Traveling Passenger Agent
 MEDFORD, ORE. S. P. Station—5th and Front Sts. (Phone 209): District Frt. and Pass. Agent
 R. H. HOLMES. District Frt. and Pass. Agent
 MERCED, CAL. S.P. Station—N and 16th Sts. (Phone 80): District Frt. and Pass. Agent
 J. D. HIGHTOWER. Traveling Frt. and Pass. Agent
 MODESTO, CAL. S. P. Station—9th & J Sts. (Phone 1184): District Frt. and Pass. Agent
 G. H. HOLT. Traveling Frt. and Pass. Agent
 MOJAVE, CAL. S. P. Station—(Phone 88): District Frt. and Pass. Agent
 W. A. HANSON. Traveling Passenger Agent
 MONTEREY, CAL. S. P. Station (Phone 8561): District Frt. and Pass. Agent
 R. C. NARVAEZ. Traveling Passenger Agent
 N. TOOKER. Traveling Passenger Agent
 NEW IBERIA, LA. Washington and Railroad Avenues (Phones 84 and 85): District Frt. and Pass. Agent
 M. J. HENRY. Traveling Frt. and Pass. Agent
 NEW ORLEANS, 12, LA. (Phone CAnal 1801): District Frt. and Pass. Agent
 E. V. SCHAUB. (201 St. Charles St.) District Frt. and Pass. Agent
 W. R. LYONS. Station Passenger Agent
 W. H. WYNNE. (610 Poydras St., 11) (Phone MAGuella 4411): District Frt. and Pass. Agent
 OAKLAND, 12, CAL. (Templebar 2121): District Frt. and Pass. Agent
 708 Tribune Tower, 13th and Franklin. District Frt. and Pass. Agent
 C. H. MUELLER. District Frt. and Pass. Agent
 J. W. OSTLE, Room 822, Central Bk. Bldg., 14th and Bdwy., Dist. Frt. Agent
 OGDEN, UTAH UNION STATION. 25th St. and Wall Ave. (Phone 7584): District Frt. and Pass. Agent
 E. A. BURKE. Traveling Frt. and Pass. Agent

OXNARD, CAL. S. P. Station—(Phone 16): District Frt. and Pass. Agent
 T. H. WELCH. Traveling Passenger Agent
 PALM SPRINGS, CAL., 245 So. Cahuilla, P. O. Box 1114. (Phone 2256): District Frt. and Pass. Agent
 J. G. SHEA. Traveling Passenger Agent
 PALO ALTO, CAL. S. P. Station (Phone 6105): District Frt. and Pass. Agent
 J. H. PRUETT, JR. District Frt. and Pass. Agent
 PASADENA, 1, CAL. 148 East Colorado St. (Phone Sycamore 3-1164): District Frt. and Pass. Agent
 G. W. WETHERBY. District Frt. and Pass. Agent
 PHOENIX, ARIZ. 101 North Central Avenue (Phone 3-2121): District Frt. and Pass. Agent
 A. W. PRENOVOST. District Frt. and Pass. Agent
 R. A. GREENWADE (234 N. Central Ave.) District Frt. and Pass. Agent
 PITTSBURG, CAL., S. P. Station (Phone 1540): District Frt. and Pass. Agent
 D. W. WICKS. Traveling Passenger Agent
 POMONA, CALIF. 1st Street and Garey Ave. (Phone 1960): District Frt. and Pass. Agent
 W. E. CAMPBELL. District Frt. and Pass. Agent
 PORTLAND, 4, ORE. Pacific Bldg. (Phone Atwater 8181): District Frt. and Pass. Agent
 WM. SUTHERLAND. District Frt. and Pass. Agent
 A. Y. ALCOBN. District Frt. and Pass. Agent
 REDDING, CALIF. Sutter and Yuba Sts. (Phone 29): District Frt. and Pass. Agent
 IRA BLALOCK. Traveling Frt. and Pass. Agent
 RENO, NEV. Pass. Station—Commercial Row and Lake Sts. (Phone 7183): District Frt. and Pass. Agent
 T. BERGERSON. District Frt. and Pass. Agent
 RIVERSIDE, CAL. 3636 Main St. (Phone 6181): District Frt. and Pass. Agent
 G. T. BROWN. District Frt. and Pass. Agent
 SACRAMENTO, 14, CAL. S. P. Station. 4th and I Sts. (Phone 3-8011): District Frt. and Pass. Agent
 M. A. PECK. District Frt. and Pass. Agent
 C. H. REEVES. District Frt. and Pass. Agent
 SALEM, ORE., S. P. Freight Station. District Frt. and Pass. Agent
 H. FEE. District Frt. and Pass. Agent
 SALINAS, CAL. S. P. Station, (Phone 7331): District Frt. and Pass. Agent
 H. R. GREENROSE. District Frt. and Pass. Agent
 H. E. MCNATTE. District Frt. and Pass. Agent
 SAN ANTONIO, 5, TEX. (Phone Garfield 3271): District Frt. and Pass. Agent
 A. P. HARDY, (415 N. St. Mary's St.) District Frt. and Pass. Agent
 R. H. FARISS. Station Passenger Agent
 S. B. CHAMBERS, 601 Gunter Bldg. District Frt. and Pass. Agent
 SAN BERNARDINO, CAL., 536 "E" St. (Phone 4776): District Frt. and Pass. Agent
 H. A. JOHNSON. Traveling Passenger Agent
 SAN FRANCISCO, 5, CALIF. 89 Market St. (Phone Douglas 1212): District Frt. and Pass. Agent
 J. E. RICHARDSON. District Frt. and Pass. Agent
 G. A. ERICKSON, 77 Market St. District Frt. and Pass. Agent
 P. R. MOTT, 77 Market St. Foreign Frt. and Pass. Agent
 SAN JOSE, 10, CALIF. S. P. Station—65 Cahill St. (Phone Columbia 4100): District Frt. and Pass. Agent
 H. E. HINSHAW. District Frt. and Pass. Agent
 SAN LUIS OBISPO, CAL. S. P. Station (Phone 2500): District Frt. and Pass. Agent
 K. H. WATERSTREET. Traveling Passenger Agent
 T. M. HARTOGAN. Traveling Frt. and Pass. Agent
 SAN PEDRO, CAL. 711 South Pacific Ave. (Phone Harbor 1400): District Frt. and Pass. Agent
 K. J. CALDWELL. District Frt. and Pass. Agent
 H. A. HANSEN. District Frt. and Pass. Agent
 SANTA ANA, CAL. 504 North Main St. (Phone 3042): District Frt. and Pass. Agent
 E. B. SHARPLEY. District Frt. and Pass. Agent
 C. R. PARKER (1030 East Fourth St.) District Frt. and Pass. Agent
 SANTA BARBARA, CAL. 906 State St. (Phone 4171): District Frt. and Pass. Agent
 G. C. DRAKE. District Frt. and Pass. Agent
 R. S. FISHER. District Frt. and Pass. Agent
 SANTA MONICA, CAL. 416 Santa Monica Blvd. (Phone Santa Monica 50-958): District Frt. and Pass. Agent
 ARTHUR J. REHWOLD. District Frt. and Pass. Agent
 SANTA ROSA, CAL. N.W.P. Station—4th and Wilson Sts. (Phone 11): District Frt. and Pass. Agent
 C. S. NEWBERRY (Joint S.P.-N.W.P.) Traveling Passenger Agent
 SHREVEPORT, 24, LA. 402 Market St. (Phone 2-5127): District Frt. and Pass. Agent
 L. A. VEAZEY. District Frt. and Pass. Agent
 STOCKTON, 8, CAL. Pass. Station—949 East Channel (Phone 5-5661): District Frt. and Pass. Agent
 R. K. SMITH. District Frt. and Pass. Agent
 SURF CALIF. S. P. Station: District Frt. and Pass. Agent
 L. W. LUCIER. Traveling Passenger Agent
 TUCSON, ARIZ. S. P. Station. Toole Ave. at Fifth St. (Phone 7000): District Frt. and Pass. Agent
 W. T. JONES. District Frt. and Pass. Agent
 A. J. FERRO. District Frt. and Pass. Agent
 VAN NUYS, CAL. S. P. Station—(Phone State 5-2270): District Frt. and Pass. Agent
 W. H. BARDWELL. Traveling Passenger Agent
 WACO, TEX. 301 South Eighth St. (Phone 3362): District Frt. and Pass. Agent
 WADE CUNNINGHAM. District Frt. and Pass. Agent



IT'S A WOMAN'S WAR
 TOO, AND YOU CAN
 HELP WIN IT WITH
 THE WAVES

APPLY AT NAVY RECRUITING STATION OR
 OFFICE OF NAVAL OFFICER PROCUREMENT

Traffic Representatives (On Line)

ALBANY, ORE. S. P. Station. District Passenger Agent

ALEXANDRIA, 5, LA. Second and Casson Sts. (Phone 7531): District Passenger Agent

S. E. NARROW. District Frt. and Pass. Agent

ALHAMBRA, CAL. 120 West Main St. (Phone Cumberland 3105): District Passenger Agent

E. A. THAYER. City Ticket Agent

AUSTIN, 22, TEX. 301 Congress Avenue (Phone 4301): City Ticket Agent

J. H. EVETTS. District Frt. and Pass. Agent

BAKERSFIELD, CAL. 800 Baker St. (Phone 6-6461): District Passenger Agent

G. N. SHACKELFORD. Traveling Passenger Agent

C. E. WYKES, Room 213 Haberfelde Bldg. District Freight Agent

BEAUMONT, TEX. Pearl and Crockett Sts. (Phones 141 and 612): District Frt. and Pass. Agent

M. L. LOVE. District Frt. and Pass. Agent

BERKELEY, 4, CAL. 136-137 Berkeley Square (Phone Templebar 2121): District Passenger Agent

A. CHRISTENSEN. City Passenger Agent

BEVERLY HILLS, CAL. 499 No. Canon Drive. (Phone CRestview 1-8144): District Passenger Agent

H. E. BRIEGLER. City Ticket Agent

BROWNSVILLE, TEX. 1106 Levee Street (Phone 1207): District Passenger Agent

W. J. BRANCH. City Ticket Agent

BURLINGAME, CAL. S. P. Station (Phone 3-2783): District Passenger Agent

E. H. OLSON. Traveling Passenger Agent

CAMP ROBERTS, CAL. S. P. Station: District Passenger Agent

J. F. HOOGENDYK. Traveling Passenger Agent

COLTON, CAL. S. P. Station (Phone 1120): District Passenger Agent

G. A. CRANE. Traveling Passenger Agent

CORPUS CHRISTI, TEX. Belden and North Broadway (Phone 7425): District Frt. and Pass. Agent

B. B. LACEY. District Frt. and Pass. Agent

DALLAS, 1, TEX. 1313 Commerce St. (Phone Central 8611): District Passenger Agent

B. H. TANNER. District Pass. Agent

E. J. SCHAEFER, 2300 Canton Street. District Freight Agent

DEL MONTE, CAL. Hotel Del Monte (Phone Monterey 5550): District Passenger Agent

L. V. OWENS. District Frt. and Pass. Agent

EL CENTRO, CAL. S. P. Sta.—Main bet. 3rd & Broadway (Phone 1580): District Frt. and Pass. Agent

W. D. KELLER. District Frt. and Pass. Agent

ELKO, NEV. 384 Railroad St. (Phone 44): District Passenger Agent

J. H. MAHAN. Asst. Dist. Frt. and Pass. Agent

EL PASO, TEX. 101 North Oregon St. (Phone Main 3400): District Passenger Agent

H. D. MCGREGOR. District Passenger Agent

EUGENE, ORE., Miner Bldg. (Phone 2200): District Freight Agent

L. H. FREDERICK. District Freight Agent

FORT WORTH, 2, TEX. 817 Houston St. (Phone 3-1661 or 2-9151): District Passenger Agent

DOUGLAS SMITH. City Ticket Agent

C. S. ELLIOT. District Freight Agent

FRESNO, 1, CALIF. Pass. Station. H and Mariposa Sts. (Phone 3-2241): District Frt. and Pass. Agent

WILLARD BARR. District Frt. and Pass. Agent

W. T. PLUMMER. Asst. Dist. Pass. Agent

GALVESTON, TEX. 2022 Market St. (Phone 4611): District Frt. and Pass. Agent

J. H. TATE. District Frt. and Pass. Agent

GLENDALE, 3, CALIF. 106 North Brand Blvd. (Phone Citrus 1-5166): District Passenger Agent

HARRY E. PIERSON. District Passenger Agent

HARLINGEN, TEX. Rio Grande Building. (Phone 865): District Frt. and Pass. Agent

G. E. COLEMAN. District Frt. and Pass. Agent

HOLLYWOOD, CAL. 6553 Hollywood Blvd. (Phone Michigan 6161): District Passenger Agent

C. E. MOSER. City Ticket Agent

HOUSTON, 1, TEX. (Phone Capitol 1121): District Passenger Agent

J. R. MCINTYRE. 913 Texas Ave. District Passenger Agent

ALLEN FOX. Station Passenger Agent

WILLS J. CARTER (S.P. Bldg., 913 Franklin Ave.) District Freight Agent

HUNTINGTON PARK, CAL. 6360 Pacific Blvd. (Phone Jefferson 1146): District Passenger Agent

C. S. PETERSON. City Ticket Agent

KLAMATH FALLS, ORE. Underwood Bldg.—7th and Main Sts. (Ph.3111): District Frt. and Pass. Agent

L. S. STITT. District Frt. and Pass. Agent

LAKE CHARLES, LA. Majestic Hotel Bldg. (Phones 3605 and 3606): District Frt. and Pass. Agent

H. L. DAUGHENBAUGH. District Frt. and Pass. Agent

LONG BEACH, 2, CAL. 140 West Ocean Avenue (Phone 72991): District Passenger Agent

L. OVERMAN. District Passenger Agent

A. C. HUGG. District Freight Agent

LOS ANGELES, 14, CAL. P.E. Bldg. 610 South Main St. (Phone Mich. 6161): District Passenger Agent

C. A. PESTOR. District Passenger Agent

W. F. MCGOWAN. District Freight Agent

MARYSVILLE, CAL. S. P. Station, 6th and A Sts (Phone 45): District Passenger Agent

J. T. MCCANN. Traveling Frt. and Pass. Agent

M. E. CHADSEY. Traveling Passenger Agent

MEDFORD, ORE. S. P. Station—5th and Front Sts. (Phone 209): District Frt. and Pass. Agent

R. H. HOLMES. District Frt. and Pass. Agent

MERCED, CAL. S.P. Station—N and 16th Sts. (Phone 80): District Frt. and Pass. Agent

J. D. HIGHTOWER. Traveling Frt. and Pass. Agent

MODESTO, CAL. S. P. Station—9th & Sts. (Phone 1184): District Passenger Agent

G. H. HOLT. Traveling Frt. and Pass. Agent

MOJAVE, Cal. S. P. Station—(Phone 88): District Passenger Agent

W. A. HANSON. Traveling Passenger Agent

MONTEREY, CAL. S. P. Station (Phone 8561): District Passenger Agent

R. C. NARVAEZ. Traveling Passenger Agent

N. TOOKER. Traveling Passenger Agent

NEW IBERIA, LA. Washington and Railroad Avenues (Phones 84 and 85): District Passenger Agent

M. J. HENRY. Traveling Frt. and Pass. Agent

NEW ORLEANS, 12, LA. (Phone CAnal 1801): District Passenger Agent

F. V. SCHAUB. (201 St. Charles St.) District Passenger Agent

W. R. LYONS. Station Passenger Agent

W. H. WYNNE, (610 Poydras St., 11) (Phone Magnolia 4411): District Freight Agent

OAKLAND, 12, CAL. (Templebar 2121): District Passenger Agent

708 Tribune Tower, 13th and Franklin. District Passenger Agent

C. H. MUELLER. District Passenger Agent

J. W. OSTLE, Room 822, Central Bk. Bldg., 14th and Bdwy., Dist. Frt. Agent

ODGEN, UTAH UNION STATION. 25th St. and Wall Ave. (Phone 7584): District Passenger Agent

E. A. BURKE. Traveling Frt. and Pass. Agent

OXNARD, CAL. S. P. Station—(Phone 16): District Passenger Agent

T. H. Welch. Traveling Passenger Agent

PALM SPRINGS, CAL., 245 So. Cahuilla, P. O. Box 1114. (Phone 2256): District Passenger Agent

J. G. SHEA. Traveling Passenger Agent

PALO ALTO, CAL. S. P. Station (Phone 6105): District Passenger Agent

J. H. PRUETT, JR. District Passenger Agent

PASADENA, 1, CAL. 148 East Colorado St. (Phone Sycamore 3-1164): District Passenger Agent

G. W. WETHERBY. District Passenger Agent

PHOENIX, ARIZ. 101 North Central Avenue (Phone 3-2121): District Passenger Agent

A. W. PRENOYST. District Passenger Agent

R. A. GREENWADE (234 N. Central Ave.) District Freight Agent

PITTSBURG, CAL., S. P. Station (Phone 1540): District Passenger Agent

D. W. WICKS. Traveling Passenger Agent

POMONA, CALIF. 1st Street and Garey Ave. (Phone 1960): District Passenger Agent

W. E. CAMPBELL. District Passenger Agent

PORTLAND, 4, ORE. Pacific Bldg. (Phone Atwater 8181): District Passenger Agent

WM. SUTHERLAND. District Passenger Agent

A. Y. ALCORN. District Freight Agent

REDDING, CALIF. Sutter and Yuba Sts. (Phone 29): District Passenger Agent

IRA BLALOCK. Traveling Frt. and Pass. Agent

RENO, NEV. Pass. Station—Commercial Row and Lake Sts. (Phone 7183): District Frt. and Pass. Agent

T. BERGERSON. District Frt. and Pass. Agent

RIVERSIDE, CAL. 3636 Main St. (Phone 6181): District Frt. and Pass. Agent

G. T. BROWN. District Frt. and Pass. Agent

SACRAMENTO, 14, CAL. S. P. Station. 4th and I Sts. (Phone 3-8011): District Passenger Agent

M. A. PECK. District Passenger Agent

C. H. REEVES. District Freight Agent

SALEM, ORE., S. P. Freight Station. District Freight Agent

H. FEE. District Freight Agent

SALINAS, CAL. S. P. Station, (Phone 7331): District Passenger Agent

H. R. GREENROSE. District Passenger Agent

H. E. MCNABER. District Freight Agent

SAN ANTONIO, 5, TEX. (Phone Garfield 3271): District Passenger Agent

A. P. HARDY, (415 N. St. Mary's St.) District Passenger Agent

R. H. FARISS. Station Passenger Agent

S. B. CHAMBERS, 601 Gunter Bldg. District Freight Agent

SAN BERNARDINO, CAL., 536 "E" St. (Phone 4776): District Passenger Agent

H. A. JOHNSON. Traveling Passenger Agent

SAN FRANCISCO, 5, CALIF. 89 Market St. (Phone Douglas 1212): District Passenger Agent

J. E. RICHARDSON. District Passenger Agent

G. A. ERICKSON, 77 Market St. District Freight Agent

P. R. MOTT, 77 Market St. Foreign Freight Agent

SAN JOSE, 10, CALIF. S. P. Station—65 Cahill St. (Phone Columbia 4100): District Frt. and Pass. Agent

H. E. HINSHAW. District Frt. and Pass. Agent

SAN LUIS OBISPO, CAL. S. P. Station (Phone 2500): District Passenger Agent

K. H. WATERSTREET. Traveling Passenger Agent

T. M. HARTOGAN. Traveling Frt. and Pass. Agent

SAN PEDRO, CAL. 711 South Pacific Ave. (Phone Harbor 1400): District Passenger Agent

K. J. CALDWELL. District Passenger Agent

H. A. HANSEN. District Freight Agent

SANTA ANA, CAL. 504 North Main St. (Phone 3042): District Passenger Agent

E. B. SHARPLEY. District Passenger Agent

C. R. PARKER (1030 East Fourth St.) District Freight Agent

SANTA BARBARA, CAL. 906 State St. (Phone 4171): District Passenger Agent

G. C. DRAKE. District Passenger Agent

R. S. FISHER. District Freight Agent

SANTA MONICA, CAL. 416 Santa Monica Blvd. (Phone Santa Monica 50-958): District Passenger Agent

ARTHUR J. REHWOLD. District Passenger Agent

SANTA ROSA, CAL. N.W.P. Station—4th and Wilson Sts. (Phone 11): District Passenger Agent

C. S. NEWBERRY (Joint S.P., N.W.P.) Traveling Passenger Agent

SHREVEPORT, 24, LA. 402 Market St. (Phone 2-5127): District Frt. and Pass. Agent

L. A. VEAZEY. District Frt. and Pass. Agent

STOCKTON, 8, CAL. Pass. Station—949 East Channel (Phone 5-5661): District Frt. and Pass. Agent

R. K. SMITH. District Frt. and Pass. Agent

SURF CALIF. S. P. Station: District Passenger Agent

L. W. LUCIER. Traveling Passenger Agent

TUCSON, ARIZ. S. P. Station. Toole Ave. at Fifth St. (Phone 7000): District Passenger Agent

W. T. JONES. District Passenger Agent

A. J. FERRO. District Freight Agent

VAN NUYS, CAL. S. P. Station—(Phone State 5-2270): District Passenger Agent

W. H. BARDWELL. Traveling Passenger Agent

DACO, TEX. 301 South Eighth St. (Phone 3362): District Frt. and Pass. Agent

WADE CUNNINGHAM. District Frt. and Pass. Agent



IT'S A WOMAN'S WAR
TOO, AND YOU CAN
HELP WIN IT WITH
THE WAVES

APPLY AT NAVY RECRUITING STATION OR
OFFICE OF NAVAL OFFICER PROCUREMENT

Traffic Representatives (On Line)

ALBANY, ORE. S. P. Station.	OXNARD, CAL. S. P. Station—(Phone 16):
ALEXANDRIA, 5, LA. Second and Casson Sts. (Phone 7531):	T. H. Welch Traveling Passenger Agent
S. E. NARROW District Frt. and Pass. Agent	PALM SPRINGS, CAL., 245 So. Cahulla, P. O. Box 1114. (Phone 2256):
ALHAMBRA, CAL. 120 West Main St. (Phone Cumberland 31015):	J. G. SHEA Traveling Passenger Agent
E. A. THAYER City Ticket Agent	PALO ALTO, CAL. S. P. Station (Phone 6105):
AUSTIN, 22, TEX. 801 Congress Avenue (Phone 4301):	J. H. PRUETT, JR. District Passenger Agent
J. H. EVETTS District Frt. and Pass. Agent	PASADENA, 1, CAL. 143 East Colorado St. (Phone Sycamore 3-1164):
BAKERSFIELD, CAL. 800 Baker St. (Phone 6-6461):	G. W. WETHERBY District Passenger Agent
G. N. SHACKELFORD Traveling Passenger Agent	PHOENIX, ARIZ. 101 North Central Avenue (Phone 3-2121):
C. E. WYKES, Room 213 Haberfelde Bldg. District Freight Agent	A. W. PRENGWAD District Passenger Agent
BEAUMONT, TEX. Pearl and Crockett Sts. (Phones 141 and 612):	R. A. GREENWADE (234 No. Central Ave.) District Freight Agent
M. L. LOVE District Frt. and Pass. Agent	PITTSBURG, CAL., S. P. Station (Phone 1540):
BERKELEY, 4, CAL. 136-137 Berkeley Square (Phone Templebar 2121):	D. W. WICKS Traveling Passenger Agent
A. CHRISTENSEN City Passenger Agent	POMONA, CALIF. 1st Street and Garey Ave. (Phone 1960):
BEVERLY HILLS, CAL. 499 No. Canon Drive. (Phone CRestview 1-8144):	W. E. CAMPBELL District Passenger Agent
H. E. BRIEGLER City Ticket Agent	PORTLAND, 4, ORE. Pacific Bldg. (Phone Atwater 8181):
BROWNSVILLE, TEX. 1106 Levee Street (Phone 1207):	WM. SUTHERLAND District Passenger Agent
W. J. BRANCH City Ticket Agent	A. Y. ALCORN District Freight Agent
BURLINGAME, CAL. S. P. Station (Phone 3-2783):	REDDING, CALIF. Sutter and Yuba Sts. (Phone 29):
E. H. OLSON Traveling Passenger Agent	IRA BLALOCK Traveling Frt. and Pass. Agent
CAMP ROBERTS, CAL. S. P. Station:	RENO, NEV. Pass. Station—Commercial Row and Lake Sts. (Phone 7183):
J. F. HOOGENDYK Traveling Passenger Agent	T. BERGERSON District Frt. and Pass. Agent
COLTON, CAL. S. P. Station (Phone 1120):	RIVERSIDE, CAL. 3636 Main St. (Phone 6181):
G. A. CRANE Traveling Passenger Agent	G. T. BROWN District Frt. and Pass. Agent
CORPUS CHRISTI, TEX. Belden and North Broadway (Phone 7425):	SACRAMENTO, 14, CAL. S. P. Station. 4th and I Sts. (Phone 3-8011):
B. B. LACEY District Frt. and Pass. Agent	M. A. PECK District Passenger Agent
DALLAS, 1, TEX. 1313 Commerce St. (Phone Central 8611):	C. H. REEVES District Freight Agent
B. H. TANNER District Pass. Agent	SALEM, ORE., S. P. Freight Station.
E. J. SCHAEER, 2300 Canton Street District Freight Agent	H. FEE District Freight Agent
DEL MONTE, CAL. Hotel Del Monte (Phone Monterey 5550):	SALINAS, CAL. S. P. Station, (Phone 7331):
L. V. OWENS Passenger Agent	H. R. GREENROSE District Passenger Agent
EL CENTRO, CAL. S. P. Sta.—Main bet. 3rd & Broadway (Phone 1580):	H. E. MCNIGHT District Freight Agent
W. D. KELLER District Frt. and Pass. Agent	SAN ANTONIO, 5, TEX. (Phone GARfield 3271):
ELKO, NEV. 384 Railroad St. (Phone 44):	A. P. HARDY, (415 N. St. Mary's St.) District Passenger Agent
J. H. MAHAN Asst. Dist. Frt. and Pass. Agent	R. H. FARISS Station Passenger Agent
EL PASO, TEX. 101 North Oregon St. (Phone Main 3400):	S. B. CHAMBERS, 601 Gunter Bldg. District Freight Agent
H. D. MCGREGOR District Passenger Agent	SAN BERNARDINO, CAL., 536 "E" St. (Phone 4776):
EUGENE, ORE., Miner Bldg. (Phone 2200):	H. A. JOHNSON Traveling Passenger Agent
L. H. FREDERICK District Freight Agent	SAN FRANCISCO, 5, CALIF. 89 Market St. (Phone DOuglas 1212):
FORT WORTH, 2, TEX. 817 Houston St. (Phone 3-1661 or 2-9151):	J. E. RICHARDSON District Passenger Agent
DODGLES SMITH City Ticket Agent	G. A. ERICKSON, 77 Market St. District Freight Agent
C. S. ELLIOT District Freight Agent	P. R. MOTT, 77 Market St. Foreign Freight Agent
FRESNO, 1, CALIF. Pass. Station. H and Mariposa Sts. (Phone 3-2241):	SAN JOSE, 10, CALIF. S. P. Station—65 Cahill St. (Phone Columbia 4100):
WILLARD BARR District Frt. and Pass. Agent	H. E. HINSHAW District Frt. and Pass. Agent
W. T. FLUMMER Asst. Dist. Pass. Agent	SAN LUIS OBISPO, CAL. S. P. Station (Phone 2500):
GALVESTON, TEX. 2022 Market St. (Phone 4611):	K. H. WATERSREET Traveling Passenger Agent
J. H. TATE District Frt. and Pass. Agent	P. M. HARTIGAN Traveling Frt. and Pass. Agent
GLENDALE, 3, CALIF. 106 North Brand Blvd. (Phone Citrus 1-5166):	SAN PEDRO, CAL. 711 South Pacific Ave. (Phone Harbor 1400):
HARRY E. PIERSON District Passenger Agent	K. J. CALDWELL District Passenger Agent
HARLINGEN, TEX. Rio Grande Building. (Phone 565):	H. A. HANSEN District Freight Agent
G. E. COLGATE District Frt. and Pass. Agent	SANTA ANA, CAL. 504 North Main St. (Phone 3042)
HOLLYWOOD, CAL. 6553 Hollywood Blvd. (Phone Michigan 6161):	E. B. SHARPLEY District Passenger Agent
C. E. MOSER City Ticket Agent	C. R. PARKER (1030 East Fourth St.) District Freight Agent
HOUSTON, 1, TEX. (Phone Capitol 1121)	SANTA BARBARA, CAL. 906 State St. (Phone 4171):
J. R. MCINTYRE, 913 Texas Ave. District Passenger Agent	G. C. DRAKE District Passenger Agent
ALLEN FOX Station Passenger Agent	R. S. FISHER District Freight Agent
WILLS J. CARTER (S.P.Bldg., 913 Franklin Ave.) District Freight Agent	SANTA MONICA, CAL. 416 Santa Monica Blvd. (Phone Santa Monica 50-958)
HUNTINGTON PARK, CAL. 6360 Pacific Blvd. (Phone Jefferson 1146):	ARTHUR J. REHWOLD District Passenger Agent
C. S. PETERSON City Ticket Agent	SANTA ROSA, CAL. N.W.P. Station—4th and Wilson Sts. (Phone 11):
KLAMATH FALLS, ORE. Underwood Bldg.—7th and Main Sts. (Ph.3111):	C. S. NEWBERRY (Joint S.P.-N.W.P.) Traveling Passenger Agent
L. S. STITT District Frt. and Pass. Agent	SHREVEPORT, 24, LA. 402 Market St. (Phone 2-5127):
LAKE CHARLES, LA. Majestic Hotel Bldg. (Phones 3605 and 3606):	L. A. VEZEY District Frt. and Pass. Agent
H. L. DAUGHENBAUGH District Frt. and Pass. Agent	STOCKTON, 3, CAL. Pass. Station—949 East Channel (Phone 5-5661):
LONG BEACH, 2, CAL. 140 West Ocean Avenue (Phone 72991):	R. K. SMITH District Frt. and Pass. Agent
L. OVERMAN District Passenger Agent	SURF, CALIF. S. P. Station:
A. C. HUGG District Freight Agent	L. W. LUCIER Traveling Passenger Agent
LOS ANGELES, 14, CAL. P.E. Bldg. 610 South Main St. (Phone Mich. 6161):	TUCSON, ARIZ. S. P. Station. Toole Ave. at Fifth St. (Phone 7000):
C. A. PESTOR District Passenger Agent	W. T. JONES District Passenger Agent
W. F. MCGOWAN District Freight Agent	A. J. FERRO District Freight Agent
MARYSVILLE, CAL. S. P. Station, 6th and A Sts (Phone 45):	VAN NUYS, CAL. S. P. Station—(Phone State 5-2270):
J. T. McCANN Traveling Frt. and Pass. Agent	D. H. BARDWELL Traveling Passenger Agent
M. E. CHADSEY Traveling Passenger Agent	WACO, TEX. 301 South Eighth St. (Phone 3362):
MEDFORD, ORE. S. P. Station—5th and Front Sts. (Phone 209):	WADE CUNNINGHAM District Frt. and Pass. Agent
R. H. HOLMES District Frt. and Pass. Agent	
MERCED, CAL. S.P. Station—N and 16th Sts. (Phone 80):	
J. D. HIGHTOWER Traveling Frt. and Pass. Agent	
MODESTO, CAL. S. P. Station—9th & J Sts. (Phone 1184):	
G. H. HOLT Traveling Frt. and Pass. Agent	
MOJAVE, Cal. S. P. Station—(Phone 88):	
W. A. HANSON Traveling Passenger Agent	
MONTEREY, CAL. S. P. Station (Phone 8561):	
R. C. NARVAEZ Traveling Passenger Agent	
N. TOOKER Traveling Passenger Agent	
NEW IBERIA, LA. Washington and Railroad Avenues (Phones 84 and 85):	
M. J. HENRY Traveling Frt. and Pass. Agent	
NEW ORLEANS, 12, LA. (Phone Canal 1801):	
F. V. SCHAUB. (201 St. Charles St.) District Passenger Agent	
W. R. LYONS Station Passenger Agent	
W. H. WYNN, (610 Poydras St., 11) (Phone MAgnela 4411):	
OAKLAND, 12, CAL. (Templebar 2121):	
708 Tribune Tower, 13th and Franklin District Freight Agent	
C. H. MUELLER District Passenger Agent	
J. W. OSTLE, Room 822, Central Bk. Bldg., 14th and Bdwy., Dist. Frt. Agent	
OGDEN, UTAH UNION STATION. 25th St. and Wall Ave. (Phone 7584):	
E. A. BURKE Traveling Frt. and Pass. Agent	



APPLY AT NAVY RECRUITING STATION OR
OFFICE OF NAVAL OFFICER PROCUREMENT