



Time Tables

A. B. Smith,
Passenger Traffic Manager,
ST. PAUL, MINN.

SAFETY - COMFORT
COURTEOUS ATTENTION



Time Tables

A. B. Smith,
Passenger Traffic Manager,
ST. PAUL, MINN.

THE NORTH COAST LIMITED
One of America's Fine Trains

Northern Pacific Railway General Offices

New York Office, 34 Nassau Street.

St. Paul Office, Fifth and Jackson.

Seattle Office, L. C. Smith Bldg.

Traffic Department Officers

J. G. Woodworth, Vice President, St. Paul, Minn.

Henry Blakeley, Assistant Vice President, St. Paul.

Passenger

A. B. Smith, Passenger Traffic Manager..... St. Paul, Minn.
 A. D. Charlton, General Passenger Agent..... Portland, Ore.
 John C. Poore, Assistant General Passenger Agent..... St. Paul, Minn.
 M. M. Goodwill, Assistant General Passenger Agent..... St. Paul, Minn.
 E. E. Nelson, Assistant General Passenger Agent..... Seattle, Wash.
 G. F. McNeill, Assistant General Passenger Agent..... Minneapolis, Minn.

Immigration

H. W. Byerly, General Immigration Agent..... St. Paul, Minn.
 E. F. Benson, Agricultural Development Agent..... Seattle, Wash.
 J. W. Haw, Agricultural Development Agent..... St. Paul, Minn.
 W. F. Stapleton, Agricultural Development Agent..... Billings, Mont.
 C. E. Arney, Western Immigration and Industrial Agent..... Spokane, Wash.

Baggage and Express

Dan. O. Pettibone, General Baggage Agent and Manager..... St. Paul, Minn.
 Express Traffic..... St. Paul, Minn.

Operating Department Officers

W. H. Strachan, General Supt. Lines East of Mandan..... St. Paul, Minn.
 T. H. Lanry, General Supt. Lines Mandan to Paradise..... Livingston, Mont.
 J. E. Craver, General Supt. Lines West of Paradise..... Seattle, Wash.
 P. H. McCauley, General Supt. Transportation..... St. Paul, Minn.
 W. H. Gemmill, President, Minn. & Int. and Big Fork & Int. Falls Eys., Brainerd, Minn.

General and Traveling Passenger, Freight and Immigration Representatives

Aberdeen, Wash., Telephone 810
 H. H. GRIFFIN, District Freight and Passenger Agent
 Bellingham, Wash., A. N. BUSSING, General Agent
 Billings, Mont., 2812 Montana Avenue, Telephone 1346
 J. E. SPURLING, District Freight and Passenger Agent
 NEIL BAIRD, Traveling Passenger Agent
 P. E. MOTTRAM, Soliciting Freight Agent
 Boston, Mass., 217 Old South Bldg., Tel. Congress 5435
 C. E. POSTER, General Agent Pass. Dept.
 F. W. CLEMONS, General Agent Frt. Dept.
 JARED JERGEN, Traveling Passenger Agent
 E. A. HAMILTON, Traveling Freight Agent
 Buffalo, New York, 644 Ellicott Square, Tel. Seneca 6822
 C. W. BARNSELL, Traveling Passenger Agent
 M. O. BARNARD, Commercial Agent
 Butte, Mont., Consolidated Ticket Offices, Tel. 416
 No. 2 North Main St., D. E. WILDER, General Agent
 Butte, Mont., 704 Metals Bank and Trust Bldg., Tel. 73
 W. H. MERRIMAN, District Freight and Passenger Agent
 J. S. KEMP, General Agent
 C. E. MC MILLAN, Freight Solicitor
 Chicago, Ill., Straus Bldg., 73 E Jackson Blvd., Tel. Wash 1271
 M. E. HARLAN, General Agent Passenger Dept.
 HARRY V. WILMOT, District Passenger Agent
 JOHN B. HINKSON, Traveling Passenger Agent
 H. M. HAUSKINS, Traveling Passenger Agent
 J. H. BRINKERHOFF, General Agent
 W. F. GOODKNIGHT, Contracting Freight Agent
 A. N. GUSTAFSON, City Freight Agent
 A. L. PFEFFLE, City Freight Agent
 C. M. GAUTWICK, Traveling Freight Agent
 P. M. KILBY, Traveling Freight Agent
 L. A. SUMMERHAYS, Traveling Freight Agent
 Cincinnati, Ohio, 1001 Neave Building, Tel. Main 5002
 W. C. HAITNETT, City Passenger Agent
 A. L. PLACKE, Traveling Passenger Agent
 GEO. F. KNIGHT, Traveling Frt. and Pass. Agent
 RAY MULKERN, Traveling Freight Agent
 Cleveland, Ohio, 708 Hippodrome Bldg., Tel. Main 2546
 WILLARD ADAMSON, General Agent
 L. HOUSEHOLDER, Traveling Passenger Agent
 B. C. BOWMAN, Traveling Freight Agent
 Cody, Wyo.,
 F. F. KUTZNER, (C. B. & Q.) Passenger Agent
 Dallas, Texas, 1609 Kirby Bldg., Tel. X-2149
 CHARLES SOERG, JR., Southwestern Agent
 Des Moines, Iowa, 216 Equitable Bldg., Telephone Market 2907
 ROBERT H. McCURDY, Traveling Passenger Agent
 Detroit, Mich., 407 Free Press Bldg., Tel. Randolph 6922
 GEO. BARNES, General Agent
 J. C. PETRES, Traveling Passenger Agent
 L. K. TANNABILL, General Agent
 F. T. HALL, Contracting Freight Agent
 I. J. SCHLOSS, Traveling Freight Agent
 C. E. HARRIS, Traveling Freight Agent
 Duluth, Minn., City Ticket Office,
 No. 334 West Superior St., Tel. Melrose 2600
 J. P. THOMAS, District Freight and Passenger Agent
 C. E. O'DONNELL, City Passenger Agent
 N. D. HARDING, Traveling Freight and Pass. Agent
 H. R. WHITE, City Freight Agent
 OTTO KOPP, City Freight Agent
 Everett, Wash., N. J. HEUCHAN, General Agent
 Fargo, N. D.,
 M. L. MIKELSEN, Passenger Agent..... Pass. Sta.
 L. B. CHALLONER, Freight Agent..... Frt. Dept.
 Helena, Mont., Placer Hotel, 27 No. Main St., Tel. 612
 R. J. DEE, General Agent
 GEO. A. MINER, City Passenger Agent

Kansas City, Mo., 115 Ry. Exc. Bldg., Bell Tel. Main 3141
 F. A. ACKER, General Agent
 L. B. HEINEN, Traveling Passenger Agent
 J. VERMAN, Traveling Freight Agent
 ALLAN T. WEST, Soliciting Freight Agent
 O. L. STARK, Traveling Immigration Agent
 Lewiston, Idaho, C. J. Breier Bldg., Telephone 1155
 A. F. SHIRLEY, Traveling Freight and Pass. Agent
 Los Angeles, Cal., 510-511 Central Bldg., Tucker 3211
 J. KODDY, General Agent
 I. R. BISHOP, Traveling Passenger Agent
 T. A. MURPHY, City Freight and Passenger Agent
 Miles City, Mont.,
 W. J. LUCHSINGER, Traveling Freight Agent
 Milwaukee, Wis., 809 Majestic Bldg., Tel. Grand 619
 GEORGE L. BROOKS, General Agent
 R. M. KELLY, Traveling Passenger Agent
 J. M. ZAKARIASEN, City Freight and Passenger Agent
 Minneapolis, Minn., 522 2nd Ave. S., Tel. Main 6141
 G. F. MCNEILL, Assistant General Passenger Agent
 H. C. HASBERG, City Passenger Agent
 C. S. KIRKLAND, City Ticket Agent
 Minneapolis, Minn., 606 Metropolitan Life Bldg.,
 W. H. SMITH, General Agent, Frt. Dept.
 W. W. WINEGAR, City Freight Agent
 F. E. MORRILL, City Freight Agent
 A. A. LUEDKE, Contracting Freight Agent
 WALTER R. GLANVILLE, Contracting Freight Agent
 Missoula, Mont.,
 R. B. STEVENS, Traveling Freight and Passenger Agent
 New York City, 280 Broadway, Telephone West 4777
 W. F. MERSHON, General Agent Pass. Dept.
 V. L. BEDELL, City Passenger Agent
 C. B. SEXTON, General Agent Frt. Dept.
 GEO. C. REINHARDT, Commercial Agent
 H. H. SMITH, Traveling Freight Agent
 P. J. HASSAN, Soliciting Freight Agent
 E. J. HOGAN, Soliciting Freight Agent
 Philadelphia, Pa., 809-10 Finance Bldg.,
 1426 So. Penn Square, Tel. Rittenhouse 0323
 B. M. DECKER, General Agent
 I. HERCHROTH, Traveling Passenger Agent
 J. M. DOYLE, Traveling Freight Agent
 Pittsburgh, Pa., 518 Park Bldg., Telephone Atlantic 0306
 W. H. MILLARD, General Agent
 CLIFFORD T. PENN., Traveling Passenger Agent
 C. A. WARR, Traveling Freight Agent
 Portland, Ore., Consolidated Ticket Offices,
 Telephone Broadway 5631
 3rd and Washington Sts., A. L. ARNOLD, Agent
 Portland, Ore., 531 Northwestern Bank Bldg.,
 Telephone Broadway 5760
 A. D. CHARLTON, General Passenger Agent
 C. F. DUFFY, Traveling Passenger Agent
 M. A. BERG, Traveling Passenger Agent
 L. E. BEACH, City Passenger Agent
 Portland, Ore., 528 Northwestern Bank Bldg.,
 F. H. FOGARTY, Assistant General Freight Agent
 S. W. ELMORE, Traveling Freight Agent
 C. E. FULTON, Freight Solicitor
 W. J. WOODRUFF, Freight Solicitor
 St. Louis, Mo., 411 Olive St., Room 301-3, Tel. Olive 2528
 R. K. CROSS, General Agent
 C. B. THORCMORTON, Traveling Passenger Agent
 A. L. TOZER, Traveling Freight Agent
 St. Paul, Minn., City Ticket Office, Tel. Cedar 2340
 Railroad Bldg., 5th and Jackson Sts.
 M. R. JOHNSON, City Passenger and Ticket Agent
 L. P. GELLERMAN, Traveling Passenger Agent
 GEO. W. MOBERG, Traveling Passenger Agent

Freight

W. E. Coman, Western Traffic Manager..... Seattle, Wash.
 L. E. Capron, Freight Traffic Manager..... St. Paul, Minn.
 T. B. Montgomery, Assistant Freight Traffic Manager..... St. Paul, Minn.
 A. Tinsling, Assistant Freight Traffic Manager..... St. Paul, Minn.
 C. E. Lonergan, General Freight Agent..... Seattle, Wash.
 J. L. Burnham, Assistant General Freight Agent..... Seattle, Wash.
 W. E. Blair, Assistant General Freight Agent..... St. Paul, Minn.
 G. A. Mitchell, Assistant General Freight Agent..... St. Paul, Minn.
 J. G. Morrison, Assistant General Freight Agent..... St. Paul, Minn.
 J. C. Simonton, Assistant General Freight Agent..... Portland, Ore.
 F. H. Fogarty, Assistant General Freight and Passenger Agent..... Tacoma, Wash.
 E. T. Bretz, Assistant General Freight Agent..... Seattle, Wash.
 F. A. Cleveland, Assistant General Freight Agent..... Seattle, Wash.

Refrigerator

Geo. B. Merritt, General Agent Refrigerator Service..... St. Paul, Minn.

Live Stock

A. J. Davies, Live Stock Agent..... St. Paul, Minn.
 E. L. Hoppel, Live Stock Agent..... Spokane, Wash.

St. Paul, Minn., 5th and Jackson Sts., Tel. Cedar 2340
 GEO. B. MERRITT, General Agent Refrigerator Service
 R. D. CLARE, General Agent Freight Department
 C. J. WINTER, Traveling Freight Agent
 D. H. CARTER, Traveling Freight Agent
 F. J. ELLIOTT, Traveling Immigration Agent
 F. BENZ, Agricultural Agent
 San Francisco, Cal., No 633 Mondrino Bldg.,
 Telephone Sutter 1078
 J. L. NORTON, General Agent
 J. F. SIMMONS, City Passenger Agent
 H. E. PETERSEN, Traveling Passenger Agent
 DANIEL TINNEY, Traveling Freight Agent
 Shanghai, China, 609 Robert Dollar Bldg.,
 General Agent
 Seattle, Wash., City Ticket Office, No. 1407 Fourth Ave.,
 Telephone Elliott 5560
 A. G. KINSMAN, General Agent Passenger Department
 ORVILLE NEER, City Passenger Agent
 Seattle, Wash., 200 L. C. Smith Bldg., Tel. Elliott 5560
 E. E. COMAN, Western Traffic Manager
 C. M. GRUBBS, General Agent, Freight Dept.
 E. J. KOORS, Export and Import Agent
 E. E. NELSON, Asst. General Passenger Agent
 E. L. CAREY, District Passenger Agent
 J. T. MCKENNEY, Traveling Passenger Agent
 W. E. TROUTMAN, Soliciting Freight Agent
 H. C. PORTER, Soliciting Freight Agent
 M. GORDON, Soliciting Freight Agent
 R. D. BONE, Soliciting Freight Agent
 Spokane, Wash., 701 Sprague Ave., cor. Wall Street,
 Telephone Main 3670
 F. J. BERRY, General Agent
 F. J. GRENNE, Traveling Passenger Agent
 A. S. JOHNSON, Traveling Freight Agent
 L. W. TUTTLE, City Passenger and Ticket Agent
 E. F. BAIRD, City Passenger Agent
 H. A. PLATTE, Freight Solicitor
 H. H. HAPPE, Freight Solicitor
 Spokane, Wash., South 10 Wall St.,
 C. E. ARNEY, Western Industrial and Immigration Agent
 Superior, Wis.,
 ELMER S. HARD, City Freight and Passenger Agent
 Superior, Wis., Joint City Ticket Office, Telephone 945
 Tower Ave. and 13 St., D. A. BLAENEY, Agent
 Tacoma, Wash., 112 South Tenth St.,
 Telephone Main 940
 R. T. BRETZ, Asst. Gen. Frt. and Pass. Agt.
 J. O. MCMULLEN, City Passenger and Ticket Agent
 Vancouver, B.C., City Ticket Office 605 Hastings St. West,
 Telephone Sey. 7920
 W. H. JAYNES, General Agent
 OSWALD CRAWFORD, Traveling Freight Agent
 C. E. LANG, City Passenger Agent
 W. F. CARR, City Ticket Agent
 Victoria, B. C., 912 Government St., Tel. 7106
 E. E. BLACKWOOD, General Agent
 Wallace, Ida.,
 J. G. SANDERS, City Freight and Passenger Agent
 Walla Walla, Wash., 103-104 First Nat'l Bank Bldg.,
 Telephone No. 161
 S. J. MILLER, District Freight and Passenger Agent
 Winnipeg, Man., 349 Main St., Telephone N-7811-7812
 J. C. SPRACKLIN, General Agent
 F. L. IRVING, Traveling Freight Agent
 T. J. O'DONNELL, City Freight and Pass. Agent
 W. S. OUSMAN, Soliciting Freight Agent
 Yakima, Wash.,
 H. A. GLEN, District Freight and Passenger Agent

INDEX OF STATIONS

Table No.	Altitude	Table No.	Altitude	Table No.	Altitude	Table No.	Altitude
Aberdeen, Wash. 64, 70	10	Benson, Wash. 13	899	Carson, Wash. 8	908	Cul de Sac, Ida. 55	1620
Aberdeen Jct., Wash. 64	10	Bennett, Mont. 4	4566	Carthage Jct., Minn. 20	804	Cumberland, Wash. 67	855
Abbotsford, B. C. 62	629	Benz, Mont. 3	2289	Cascades, Wash. 20	74	Cunningham, Wash. 5	1174
Acme, Wash. 62	311	Berea, N. D. 2	1447	Cashel, N. D. 20	831	Curry, Mont. 2	1978
Adams, Wash. 57	629	Berlin, N. D. 23	1491	Casper, Wyo. 10	961	Cushing, Minn. 1	1288
Adco, Wash. 57	1016	Beroun, Minn. 13	1000	Cassette, N. D. 1, 24	961	Custer, Mont. 3	2749
Adkins, Wash. 57	1016	Beroun, Wash. 8	1797	Castle Rock, Wash. 7	2296	Custer Battlefield, Minn. 9	9
Adna, Wash. 72	196	Big Falls, Minn. 31	1724	Cedar Creek, Wash. 54	2506	Cyprus, Minn. 21	1156
Adrian, N. D. 28	1379	Big Four, Wash. 66	3	Cedar Lake, Minn. 15	1245	Dale, Minn. 1	1244
Adrian, Wash. 56, 53	1237	Big Horn, Mont. 3	2712	Centerville, Wash. 8	1586	Dalley, Mont. 38	4911
Agona, Idaho 92	910	Big Lake, Minn. 1	960	Central Ave., Wis. 13, 15	188	Dana, N. D. 29	2941
Agate Bay, Wash. 62	32	Big Timber, Mont. 3	4094	Central Park, Mont. 16	4324	Dannor, Mont. 4	1840
Agency, Mont. 50	2550	Billings, Mont. 3, 9	1022	Centre City, Minn. 11	929	Darby, Mont. 48	3881
Ah-gwah-ching, Minn. 17	1329	Binford, N. D. 25	3139	Ceres, Wash. 72	232	Darling, Minn. 1	1176
Ahshaka, Idaho 58	1005	Birchfield, Wash. 60	1011	Chamber, Wash. 54	2573	Darrington, Wash. 62	2777
Ainsworth Jct., Wash. 57	360	Birdseye, Mont. 4	4231	Chambers Prairie, Wash. 7	220	D'Este, Mont. 50	2777
Aitkin, Minn. 15	1230	Bismarck, N. D. 2, 15	1692	Chama, N. D. 2	2830	Davenport, N. D. 23	944
Albany, Ore. 42	5128	Black Carbon, Wash. 67	1404	Chadborn, Mont. 40	4643	Davenport, Wash. 53	2442
Alber, Mont. 42	5128	Blackduck, Minn. 17	1409	Chandler, Wash. 6	544	Davidson, Minn. 20	870
Alderdale, Wash. 8	89	Black River, Wash. 7, 63	39	Charlo, Mont. 50	2947	Devin, Wash. 55	510
Alderton, Wash. 67	89	Blackwell, Ida. 52	2269	Chesnut, Mont. 3	5270	DeWitt, Wash. 43	43
Aldrich, Minn. 1, 22, 24	1351	Blackwell, N. D. 2	1521	Chicago, Ill. 1, 9	188	Dawson, N. D. 2	1771
Alfaifa, Wash. 23	1902	Blossburg, Mont. 4	5573	Chico Hot Springs (Emigrant) Mont. 38	4872	Dayton, Minn. 1	910
Alfred, N. D. 1902	1902	Blueberry, Wisc. 16	1254	Chico, Mont. 38	4872	Dayton, Wash. 57	1615
Alger, Mont. 5	2189	Blue Canyon, Wash. 62	326	Chicago City, Minn. 11	945	Daze, N. D. 25	1453
Algona, Ida. 5	2189	Blue Grass, No. Dak. 2	2060	Chicago Falls, Wash. 64	64	Dea, Wyo. 3	5270
Alice, N. D. 24	1149	Bluegrass, Minn. 1	1344	Cicero, Wash. 62	1824	Dea, Wyo. 3	5270
Alliance, Neb. 1, 9, 10	2269	Bluff, N. D. 20	866	Clackson, Mont. 4	4002	Deep Creek, Wash. 53	2317
Allard, Mont. 2	653	Bonita, Mont. 4	3594	Clark's Fork, Ida. 5	2093	Deer Creek, Minn. 22	1415
Almira, Wash. 53	1935	Bonlow, Wash. 60	1430	Clatskanie, Ore. 73-A	18	Deer Lodge, Mont. 4	4530
Almont, N. D. 2, 8	645	Bonnet, Mont. 4	3421	Clatsop, Ore. 73-A	21	Deerwood, S. D. 3	5192
Almota, Wash. 5	68	Bordjona, Minn. 4	1321	Clatsop, Ore. 73-A	21	Deerwood, S. D. 3	5192
Alpa, Wash. 64	722	Bordjona, Minn. 4	1321	Clatsop, Ore. 73-A	21	Deerwood, S. D. 3	5192
Alpova, Wash. 55	722	Boulder, Colo. 10	1824	Clatsop, Ore. 73-A	21	Deerwood, S. D. 3	5192
Amber, Wash. 8	1872	Bowling, N. D. 26	1832	Clatsop, Ore. 73-A	21	Deerwood, S. D. 3	5192
Amnicum Falls, Wis. 16	872	Bozeman, Mont. 3	4773	Clatsop, Ore. 73-A	21	Deerwood, S. D. 3	5192
Anacoda, Idaho 43	5331	Bradley, Wash. 4	4541	Clatsop, Ore. 73-A	21	Deerwood, S. D. 3	5192
Anoka, Minn. 1	904	Bradley, Wash. 4	4541	Clatsop, Ore. 73-A	21	Deerwood, S. D. 3	5192
Antelope, N. D. 2	2435	Bradley, Wash. 4	4541	Clatsop, Ore. 73-A	21	Deerwood, S. D. 3	5192
Anton, Wisc. 15	832	Bradley, Wash. 4	4541	Clatsop, Ore. 73-A	21	Deerwood, S. D. 3	5192
Apple Creek, N. D. 5	1674	Bradley, Wash. 4	4541	Clatsop, Ore. 73-A	21	Deerwood, S. D. 3	5192
Aprex, Ore. 19	1921	Bradley, Wash. 4	4541	Clatsop, Ore. 73-A	21	Deerwood, S. D. 3	5192
Armstrong, So. Dak. 9	3094	Bradley, Wash. 4	4541	Clatsop, Ore. 73-A	21	Deerwood, S. D. 3	5192
Arlee, Mont. 5	50	Bradley, Wash. 4	4541	Clatsop, Ore. 73-A	21	Deerwood, S. D. 3	5192
Arlington, Wash. 62	118	Bradley, Wash. 4	4541	Clatsop, Ore. 73-A	21	Deerwood, S. D. 3	5192
Armadillo, Minn. 17	5305	Bradley, Wash. 4	4541	Clatsop, Ore. 73-A	21	Deerwood, S. D. 3	5192
Arrow, Ida. 54, 58	831	Bradley, Wash. 4	4541	Clatsop, Ore. 73-A	21	Deerwood, S. D. 3	5192
Arvada, Wyo. 9	688	Bradley, Wash. 4	4541	Clatsop, Ore. 73-A	21	Deerwood, S. D. 3	5192
Arvid, Wash. 16	662	Bradley, Wash. 4	4541	Clatsop, Ore. 73-A	21	Deerwood, S. D. 3	5192
Astoria Jct., Wis. 16	12	Bradley, Wash. 4	4541	Clatsop, Ore. 73-A	21	Deerwood, S. D. 3	5192
Astoria, Ore. 73-A	12	Bradley, Wash. 4	4541	Clatsop, Ore. 73-A	21	Deerwood, S. D. 3	5192
Atchison, Kan. 9	1722	Bradley, Wash. 4	4541	Clatsop, Ore. 73-A	21	Deerwood, S. D. 3	5192
Athens, Ore. 59	2400	Bradley, Wash. 4	4541	Clatsop, Ore. 73-A	21	Deerwood, S. D. 3	5192
Athol, Idaho 13	1168	Bradley, Wash. 4	4541	Clatsop, Ore. 73-A	21	Deerwood, S. D. 3	5192
Atkinson, Minn. 13	356	Bradley, Wash. 4	4541	Clatsop, Ore. 73-A	21	Deerwood, S. D. 3	5192
Attalia, Wash. 57, 59	100	Bradley, Wash. 4	4541	Clatsop, Ore. 73-A	21	Deerwood, S. D. 3	5192
Atunah, Wash. 6, 8, 64	1332	Bradley, Wash. 4	4541	Clatsop, Ore. 73-A	21	Deerwood, S. D. 3	5192
Audouin, Minn. 1	1332	Bradley, Wash. 4	4541	Clatsop, Ore. 73-A	21	Deerwood, S. D. 3	5192
Aurora, Ill. 1	4771	Bradley, Wash. 4	4541	Clatsop, Ore. 73-A	21	Deerwood, S. D. 3	5192
Aurora, Neb. 9	1022	Bradley, Wash. 4	4541	Clatsop, Ore. 73-A	21	Deerwood, S. D. 3	5192
Austin, Mont. 4	4702	Bradley, Wash. 4	4541	Clatsop, Ore. 73-A	21	Deerwood, S. D. 3	5192
Avery, Wash. 8, 60	4702	Bradley, Wash. 4	4541	Clatsop, Ore. 73-A	21	Deerwood, S. D. 3	5192
Avon, Mont. 4	4702	Bradley, Wash. 4	4541	Clatsop, Ore. 73-A	21	Deerwood, S. D. 3	5192
Babb, Wash. 57	2345	Bradley, Wash. 4	4541	Clatsop, Ore. 73-A	21	Deerwood, S. D. 3	5192
Babcock, Wash. 57	1082	Bradley, Wash. 4	4541	Clatsop, Ore. 73-A	21	Deerwood, S. D. 3	5192
Baccks, Minn. 17	1363	Bradley, Wash. 4	4541	Clatsop, Ore. 73-A	21	Deerwood, S. D. 3	5192
Bacon, Wash. 53, 56	1536	Bradley, Wash. 4	4541	Clatsop, Ore. 73-A	21	Deerwood, S. D. 3	5192
Bailey, Wash. 6	692	Bradley, Wash. 4	4541	Clatsop, Ore. 73-A	21	Deerwood, S. D. 3	5192
Baker, Idaho 45	4376	Bradley, Wash. 4	4541	Clatsop, Ore. 73-A	21	Deerwood, S. D. 3	5192
Bakersfield, Calif. 73	13	Bradley, Wash. 4	4541	Clatsop, Ore. 73-A	21	Deerwood, S. D. 3	5192
Bald Eagle, Minn. 13	955	Bradley, Wash. 4	4541	Clatsop, Ore. 73-A	21	Deerwood, S. D. 3	5192
Bald, Wash. 6	6	Bradley, Wash. 4	4541	Clatsop, Ore. 73-A	21	Deerwood, S. D. 3	5192
Baldwin, Mont. 9	275	Bradley, Wash. 4	4541	Clatsop, Ore. 73-A	21	Deerwood, S. D. 3	5192
Barberton, Wash. 6	279	Bradley, Wash. 4	4541	Clatsop, Ore. 73-A	21	Deerwood, S. D. 3	5192
Barger, Wash. 8	279	Bradley, Wash. 4	4541	Clatsop, Ore. 73-A	21	Deerwood, S. D. 3	5192
Barker, Minn. 15	970	Bradley, Wash. 4	4541	Clatsop, Ore. 73-A	21	Deerwood, S. D. 3	5192
Barlow, N. D. 26	1562	Bradley, Wash. 4	4541	Clatsop, Ore. 73-A	21	Deerwood, S. D. 3	5192
Barney, N. D. 22	1056	Bradley, Wash. 4	4541	Clatsop, Ore. 73-A	21	Deerwood, S. D. 3	5192
Barrow, Minn. 17	1122	Bradley, Wash. 4	4541	Clatsop, Ore. 73-A	21	Deerwood, S. D. 3	5192
Barrows, Minn. 17	1122	Bradley, Wash. 4	4541	Clatsop, Ore. 73-A	21	Deerwood, S. D. 3	5192
Bass, Mont. 48	3277	Bradley, Wash. 4	4541	Clatsop, Ore. 73-A	21	Deerwood, S. D. 3	5192
Bassett Jct., Wash. 56	1132	Bradley, Wash. 4	4541	Clatsop, Ore. 73-A	21	Deerwood, S. D. 3	5192
Battle Ground, Wash. 68	327	Bradley, Wash. 4	4541	Clatsop, Ore. 73-A	21	Deerwood, S. D. 3	5192
Battle Lake, Minn. 22	1376	Bradley, Wash. 4	4541	Clatsop, Ore. 73-A	21	Deerwood, S. D. 3	5192
Baxter, Minn. 15	1228	Bradley, Wash. 4	4541	Clatsop, Ore. 73-A	21	Deerwood, S. D. 3	5192
Bay City, Wisc. 65	872	Bradley, Wash. 4	4541	Clatsop, Ore. 73-A	21	Deerwood, S. D. 3	5192
Bayne, Wash. 67	872	Bradley, Wash. 4	4541	Clatsop, Ore. 73-A	21	Deerwood, S. D. 3	5192
Beach, N. D. 2, 32	2779	Bradley, Wash. 4	4541	Clatsop, Ore. 73-A	21	Deerwood, S. D. 3	5192
Bean, Mont. 48	3818	Bradley, Wash. 4	4541	Clatsop, Ore. 73-A	21	Deerwood, S. D. 3	5192
Bearecreek, Mont. 39	3818	Bradley, Wash. 4	4541	Clatsop, Ore. 73-A	21	Deerwood, S. D. 3	5192
Beaumont, Mont. 4	3813	Bradley, Wash. 4	4541	Clatsop, Ore. 73-A	21	Deerwood, S. D. 3	5192
Beatrice, Wash. 2	2841	Bradley, Wash. 4	4541	Clatsop, Ore. 73-A	21	Deerwood, S. D. 3	5192
Beaver Hill, Mont. 1	996	Bradley, Wash. 4	4541	Clatsop, Ore. 73-A	21	Deerwood, S. D. 3	5192
Becker, Minn. 1	2375	Bradley, Wash. 4	4541	Clatsop, Ore. 73-A	21	Deerwood, S. D. 3	5192
Beckman, Wash. 62a	2603	Bradley, Wash. 4	4541	Clatsop, Ore. 73-A	21	Deerwood, S. D. 3	5192
Belfield, N. D. 2	4467	Bradley, Wash. 4	4541	Clatsop, Ore. 73-A	21	Deerwood, S. D. 3	5192
Bellevue, Mont. 4	1371	Bradley, Wash. 4	4541	Clatsop, Ore. 73-A	21	Deerwood, S. D. 3	5192
Bellevue, Minn. 17	1155	Bradley, Wash. 4	4541	Clatsop, Ore. 73-A	21	Deerwood, S. D. 3	5192
Belle Prairie, Minn. 17	1155	Bradley, Wash. 4	4541	Clatsop, Ore. 73-A	21	Deerwood, S. D. 3	5192
Bellingham, Wash. 62	71	Bradley, Wash. 4	4541	Clatsop, Ore. 73-A	21	Deerwood, S. D. 3	5192
Belwood, Wis. 16	1253	Bradley, Wash. 4	4541	Clatsop, Ore. 73-A	21	Deerwood, S. D. 3	5192
Belmont, Wash. 54	2510	Bradley, Wash. 4	4541	Clatsop, Ore. 73-A	21	Deerwood, S. D. 3	5192
Belmore, Wash. 64	163	Bradley, Wash. 4	4541	Clatsop, Ore. 73-A	21	Deerwood, S. D. 3	5192
Bend, Ore. 19	1092	Bradley, Wash. 4	4541	Clatsop, Ore. 73-A	21	Deerwood, S. D. 3	5192
Bend, Ore. 19	1092	Bradley, Wash. 4	4541	Clatsop, Ore. 73-A	21	Deerwood, S. D. 3	5192
Benedict, Minn. 17	3618	Bradley, Wash. 4	4541	Clatsop, Ore. 73-A	21	Deerwood, S. D. 3	5192
Benge, Wash. 8	1468	Bradley, Wash. 4	4541	Clatsop, Ore. 73-A	21	Deerwood, S. D. 3	5192
Benson, Wash. 13	899	Bradley, Wash. 4	4541	Clatsop, Ore. 73-A	21	Deerwood, S. D. 3	5192
Bennett, Mont. 4	4566	Bradley, Wash. 4	4541	Clatsop, Ore. 73-A	21	Deerwood, S. D. 3	5192
Benz, Mont. 3	2289	Bradley, Wash. 4	4541	Clatsop, Ore. 73-A	21	Deerwood, S. D. 3	5192
Berea, N. D. 2	1447	Bradley, Wash. 4	4541	Clatsop, Ore. 73-A	21	Deerwood, S. D. 3	5192
Berlin, N. D. 23	1491	Bradley, Wash. 4	4541	Clatsop, Ore. 73-A	21	Deerwood, S. D. 3	5192
Beroun, Minn. 13	1000	Bradley, Wash. 4	4541	Clatsop, Ore. 73-A	21	Deerwood, S. D. 3	5192
Beroun, Wash. 8	1797	Bradley, Wash. 4	4541	Clatsop, Ore. 73-A	21	Deerwood, S. D. 3	5192
Big Falls, Minn. 31	1724	Bradley, Wash. 4	4541	Clatsop, Ore. 73-A	21	Deerwood, S. D. 3	5192
Big Four, Wash. 66	3	Bradley, Wash. 4	4541	Clatsop, Ore. 73-A	21	Deerwood, S. D. 3	5192
Big Horn, Mont. 3	2712	Bradley, Wash. 4	4541	Clatsop, Ore. 73-A	21	Deerwood, S. D. 3	5192
Big Lake, Minn. 1	960	Bradley, Wash. 4	4541	Clatsop, Ore. 7			

INDEX OF STATIONS—Continued

Table No.	Altitude	Table No.	Altitude	Table No.	Altitude	Table No.	Altitude	Table No.	Altitude	Table No.	Altitude	Table No.	Altitude
Hodges, Mont. 2	2532	Kooskia, Ida. 58	1265	Malone, Wash. 64	57	New Rockford, N. D. 26	1552	Pompeys Pillar, Mont. 3	2282	Salem, Ore. 150			
Hoffmanville, Mont. 33	119	Kouteau, Ida. 5	2129	Malden, Wash. 62	420	New Salem, N. D. 2	2188	Pompeys Pillar, Mont. 3	2282	Saidita, Minn. 980			
Holcomb, Wash. 72	387	Kurtz, N. Dak. 2	2045	Manly, N. D. 30, 31	1667	Newmont, Mont. 1	2913	Portage Jct., Man. 20	1003	Salmon, Idaho. 45	3968		
Holladay, Ore. 4	238	Kyro, Wash. 64	183	Manitowish, Wis. 1	1433	New York Mills, Minn. 1	1433	Porter, Wash. 64	52	Saltee, Mont. 49	3386		
Holler, Mont. 68	6356	L. La Crosse, Wis. 1	483	Manitoba Crt., Minn. 1	20	Nibbe, Mont. 3	2904	Portland, Ore. 5, 7, 8, 15, 57, 68, 70	16	Sandborn, N. D. 2, 25	1468		
Homan, Wash. 68	919	Lake Park, Minn. 1	1341	Maple, Wis. 41	1278	Nimrod, Mont. 4	3708	Preston, Wash. 63	456	Sanders, Mont. 3	2618		
Hood, Wash. 8	101	Lake Shore, Minn. 13	958	Mapleton, N. D. 1, 24	1929	Nine Mile, Mont. 49	3018	Prater House, Wash. 60	4868	Sanger, N. D. 73	1094		
Hooper, Wash. 8	1246	Lake Superior, Wash. 74	277	Marje, Minn. 1	1286	Nisqually, Wash. 7, 64	80	Preston, Wash. 63	456	Sank Point, Ida. 73	2096		
Hope, Ida. 208	208	Lake William, D. 27	1810	Marion, N. D. 24	1481	Nome, N. D. 24	1352	Price, N. D. 31	1700	Sank Rapids, Minn. 1	1034		
Hoquiam, Wash. 64, 70	5201	Lallie, N. D. 26	1587	Markham, Wash. 65	10	Nooksack, Wash. 62	94	Pringle, Wash. 8	51	Savage, Mont. 33	1977		
Hortace, N. D. 23	940	Lamar, Wash. 57	853	Marsh, Mont. 3	2162	Norpak, N. D. 1, 24	937	Prosser, Wash. 6	671	Sawyer, Minn. 15			
Horton, Mont. 3	2415	Lamont, Wash. 8	1947	Marshall, Wash. 5, 8, 53	2137	Norris, Mont. 41	4846	Providence, Wash. 5	1549	Schley, Mont. 4	1154		
Hot Springs, Wash. 6	1545	Langers, N. D. 24	963	Marstoner, N. D. 27	2933	North Bend, Wash. 63	456	Pullman, Wash. 54	2359	Schmidt, N. D. 30	1675		
Howar, N. D. 22	1210	Lansford, Minn. 15	1253	Martin, Wash. 6	1823	North Branch Minn. 13	921	Puyallup, Wash. 6, 7	2381	Schrag, Wash. 56	1241		
Howard, Mont. 3	2600	Lantry, Mont. 3	2500	Maryhill, Wash. 7	2161	North Jct., Ore. 74	1102	Quartz, Mont. 49	2892	Scoria, No. Dak. 3	1201		
Howell, Ida. 54	2737	Lantz, Wash. 8	1590	Marysville, Mont. 47	5400	No. Lupwai, Ida. 55, 57	812	Race track, Mont. 4	4710	Seaside, Ore. 60	1006		
Hoyt, Mont. 3, 8	2138	Laporte, Minn. 17	1352	Mason, Mont. 36, 37	33	No. Prosser, Wash. 6	6	Rainier, Wash. 70	427	Seattle, Wash. 67, 68, 55, 57, 62, 63, 64, 67, 68, 59	24		
Hubert, Minn. 17	1230	Lark, N. D. 30	2092	Maupin, Ore. 44	4852	Northrup, Wash. 63	160	Ranston, Wyo. 10	2240	Seaside, Ore. 60	1006		
Hubbard, Mont. 17	1230	Laurel, Mont. 3, 10, 35	36, 37	Maywood, Wash. 6	1347	Noxon, Mont. 5	2187	Ramsay, Mont. 43	2340	Seaside, Ore. 60	1006		
Huetter, Ida. 17	1674	Laurin, Mont. 42	5068	Meckinock, N. D. 20	886	Oakdale, Wash. 54	2467	Rancher, Wash. 6	2692	Shano, Wash. 56	935		
Huff, N. D. 30	960	Laurin, Wash. 68	314	Medberry, N. D. 23	1543	Oakdale, Wash. 54	2467	Ranchester, Wyo. 9	1201	Shaw, Wash. 57	935		
Hugo, Minn. 13	1224	Lavinia, Minn. 17	1594	Medical Lake, Wash. 53	1816	Oakville, Wash. 64	96	Randolph, Minn. 9	4082	Sheldon, N. D. 2	1447		
Humphrey, Wash. 6	4234	Leavenworth, Kan. 9	189	Medford, N. D. 2	2290	Oberon, N. D. 26	1580	Rapelie, Mont. 35	3503	Shelton, Wash. 62	445		
Hunter's Hot Springs, Mont. 3	3038	Leban, Wash. 72	189	Melmont, Wash. 67	1292	O'Brien, Wash. 8, 64	44	Rapids, Mont. 3	2212	Shelton, W. N. D. 9	4371		
Hunt, Wash. 59	338	Leban, Wash. 72	189	Melville, N. D. 26	1026	Ocoosa, Wash. 65	10	Rathdrum, Idaho. 3	2714	Seward, Neb. 9	2377		
Huntsville, Wash. 57	1350	Leeds, N. D. 26	1534	Melvin, Minn. 20	1056	Odessa, N. D. 30	2088	Ravenna, Neb. 9	628	Shiano, Wash. 56	935		
Hurdfield, N. D. 26	3034	Lees, Minn. 20	1163	Mendota, Wash. 71	21	Ogden, N. D. 30	2348	Ravenna, Neb. 9	628	Shiano, Wash. 56	935		
Huson, Mont. 49	2667	Leeward, Wash. 57	658	Merced, N. D. 26	1948	Olequa, Wash. 7	102	Ravenna, Neb. 9	628	Shiano, Wash. 56	935		
Hysham, Mont. 3	47	Lenawee, Wis. 19	1196	Merrifield, Minn. 17	1243	Ollie, Mont. 32	3112	Ravenna, Neb. 9	628	Shiano, Wash. 56	935		
Image, Wash. 8	1417	Lenore, Ida. 58	925	Merriman, Mont. 38	687	Olympia, Wash. 64, 70	10	Ravenna, Neb. 9	628	Shiano, Wash. 56	935		
Independence, N. D. 23	1106	Lennox, Minn. 17	1202	Mesa, Wash. 5	687	Olympia, Neb. 64	81	Ravenna, Neb. 9	628	Shiano, Wash. 56	935		
Inglewood, Wash. 63	2031	Leonard, N. D. 10	1626	Meskill, Wash. 72	2517	Orilla, Wash. 8, 64	40	Ravenna, Neb. 9	628	Shiano, Wash. 56	935		
Ino, Wis. 13	1106	Levell, Wash. 8	454	Meskill, Wash. 72	2517	Oriska, N. D. 1	1292	Ravenna, Neb. 9	628	Shiano, Wash. 56	935		
Intake, Mont. 62	36	Levark, Mont. 4	5905	Meskill, Wash. 72	2517	Oro Fino, Ida. 58	1031	Ravenna, Neb. 9	628	Shiano, Wash. 56	935		
Interbay, Wash. 62	36	Levick, Mont. 4	5905	Meskill, Wash. 72	2517	Orford, Wash. 67	192	Ravenna, Neb. 9	628	Shiano, Wash. 56	935		
International Falls, Minn. 17	1140	Levick, Mont. 4	5905	Meskill, Wash. 72	2517	Orford, Wash. 67	192	Ravenna, Neb. 9	628	Shiano, Wash. 56	935		
Iona, Mont. 17	336	Levick, Mont. 4	5905	Meskill, Wash. 72	2517	Orford, Wash. 67	192	Ravenna, Neb. 9	628	Shiano, Wash. 56	935		
Iron Mountain, Mont. 4	2775	Levick, Mont. 4	5905	Meskill, Wash. 72	2517	Orford, Wash. 67	192	Ravenna, Neb. 9	628	Shiano, Wash. 56	935		
Iron River, Wash. 16, 19	1116	Levick, Mont. 4	5905	Meskill, Wash. 72	2517	Orford, Wash. 67	192	Ravenna, Neb. 9	628	Shiano, Wash. 56	935		
Iron Rod, Mont. 42	4564	Levick, Mont. 4	5905	Meskill, Wash. 72	2517	Orford, Wash. 67	192	Ravenna, Neb. 9	628	Shiano, Wash. 56	935		
Ironton, Minn. 15, 18	1260	Levick, Mont. 4	5905	Meskill, Wash. 72	2517	Orford, Wash. 67	192	Ravenna, Neb. 9	628	Shiano, Wash. 56	935		
Irvin, Wash. 5	2001	Levick, Mont. 4	5905	Meskill, Wash. 72	2517	Orford, Wash. 67	192	Ravenna, Neb. 9	628	Shiano, Wash. 56	935		
Issaquah, Wash. 63	1259	Levick, Mont. 4	5905	Meskill, Wash. 72	2517	Orford, Wash. 67	192	Ravenna, Neb. 9	628	Shiano, Wash. 56	935		
Iverson, Minn. 15	1108	Levick, Mont. 4	5905	Meskill, Wash. 72	2517	Orford, Wash. 67	192	Ravenna, Neb. 9	628	Shiano, Wash. 56	935		
Jacobson, Wash. 60	1388	Levick, Mont. 4	5905	Meskill, Wash. 72	2517	Orford, Wash. 67	192	Ravenna, Neb. 9	628	Shiano, Wash. 56	935		
Jacques, Ida. 55	1388	Levick, Mont. 4	5905	Meskill, Wash. 72	2517	Orford, Wash. 67	192	Ravenna, Neb. 9	628	Shiano, Wash. 56	935		
Jackson, N. D. 2, 15, 22, 26, 27, 28	1365	Levick, Mont. 4	5905	Meskill, Wash. 72	2517	Orford, Wash. 67	192	Ravenna, Neb. 9	628	Shiano, Wash. 56	935		
Janet, N. D. 22	1293	Levick, Mont. 4	5905	Meskill, Wash. 72	2517	Orford, Wash. 67	192	Ravenna, Neb. 9	628	Shiano, Wash. 56	935		
Jenkins, Minn. 17	1293	Levick, Mont. 4	5905	Meskill, Wash. 72	2517	Orford, Wash. 67	192	Ravenna, Neb. 9	628	Shiano, Wash. 56	935		
Jens, Mont. 25	1487	Levick, Mont. 4	5905	Meskill, Wash. 72	2517	Orford, Wash. 67	192	Ravenna, Neb. 9	628	Shiano, Wash. 56	935		
Jess, N. D. 54	2610	Levick, Mont. 4	5905	Meskill, Wash. 72	2517	Orford, Wash. 67	192	Ravenna, Neb. 9	628	Shiano, Wash. 56	935		
John, N. D. 54	2610	Levick, Mont. 4	5905	Meskill, Wash. 72	2517	Orford, Wash. 67	192	Ravenna, Neb. 9	628	Shiano, Wash. 56	935		
Johnston, Wash. 54	2638	Levick, Mont. 4	5905	Meskill, Wash. 72	2517	Orford, Wash. 67	192	Ravenna, Neb. 9	628	Shiano, Wash. 56	935		
Johnstown, N. D. 20	899	Levick, Mont. 4	5905	Meskill, Wash. 72	2517	Orford, Wash. 67	192	Ravenna, Neb. 9	628	Shiano, Wash. 56	935		
Joliet, N. D. 20	3728	Levick, Mont. 4	5905	Meskill, Wash. 72	2517	Orford, Wash. 67	192	Ravenna, Neb. 9	628	Shiano, Wash. 56	935		
Joliet, Mont. 37	2472	Levick, Mont. 4	5905	Meskill, Wash. 72	2517	Orford, Wash. 67	192	Ravenna, Neb. 9	628	Shiano, Wash. 56	935		
Joppa, Mont. 67	815	Levick, Mont. 4	5905	Meskill, Wash. 72	2517	Orford, Wash. 67	192	Ravenna, Neb. 9	628	Shiano, Wash. 56	935		
Joseph, Ida. 54, 55	1562	Levick, Mont. 4	5905	Meskill, Wash. 72	2517	Orford, Wash. 67	192	Ravenna, Neb. 9	628	Shiano, Wash. 56	935		
Josephine, N. D. 26	1745	Levick, Mont. 4	5905	Meskill, Wash. 72	2517	Orford, Wash. 67	192	Ravenna, Neb. 9	628	Shiano, Wash. 56	935		
Jud, N. D. 23	1087	Levick, Mont. 4	5905	Meskill, Wash. 72	2517	Orford, Wash. 67	192	Ravenna, Neb. 9	628	Shiano, Wash. 56	935		
Judson, N. D. 2	1087	Levick, Mont. 4	5905	Meskill, Wash. 72	2517	Orford, Wash. 67	192	Ravenna, Neb. 9	628	Shiano, Wash. 56	935		
Julietta, N. D. 54	323	Levick, Mont. 4	5905	Meskill, Wash. 72	2517	Orford, Wash. 67	192	Ravenna, Neb. 9	628	Shiano, Wash. 56	935		
Junction City, Ore. 6	888	Levick, Mont. 4	5905	Meskill, Wash. 72	2517	Orford, Wash. 67	192	Ravenna, Neb. 9	628	Shiano, Wash. 56	935		
Kahlotka, Wash. 8	21	Levick, Mont. 4	5905	Meskill, Wash. 72	2517	Orford, Wash. 67	192	Ravenna, Neb. 9	628	Shiano, Wash. 56	935		
Kalamia, Wash. 7	2205	Levick, Mont. 4	5905	Meskill, Wash. 72	2517	Orford, Wash. 67	192	Ravenna, Neb. 9	628	Shiano, Wash. 56	935		
Kamm, Mont. 3	859	Levick, Mont. 4	5905	Meskill, Wash. 72	2517	Orford, Wash. 67	192	Ravenna, Neb. 9	628	Shiano, Wash. 56	935		
Kancankat, Wash. 6, 67	960	Levick, Mont. 4	5905	Meskill, Wash. 72	2517	Orford, Wash. 67	192	Ravenna, Neb. 9	628	Shiano, Wash. 56	935		
Kangley Jct., Wash. 67	958	Levick, Mont. 4	5905	Meskill, Wash. 72	2517	Orford, Wash. 67	192	Ravenna, Neb. 9	628	Shiano, Wash. 56	935		
Kankel, Minn. 20	958	Levick, Mont. 4	5905	Meskill, Wash. 72	2517	Orford, Wash. 67	192	Ravenna, Neb. 9	628	Shiano, Wash. 56	935		
Kansas City, Mo. 9	1238	Levick, Mont. 4	5905	Meskill, Wash. 72	2517	Orford, Wash. 67	192	Ravenna, Neb. 9	628	Shiano, Wash. 56	935		
Kathryn, N. D. 24	1488	Levick, Mont. 4	5905	Meskill, Wash. 72	2517	Orford, Wash. 67	192	Ravenna, Neb. 9	628	Shiano, Wash. 56	935		
Keisling, Wash. 62	148	Levick, Mont. 4	5905	Meskill, Wash. 72	2517	Orford, Wash. 67	192	Ravenna, Neb. 9	628	Shiano, Wash. 56	935		
Keith, Wash. 62	869	Levick, Mont. 4	5905	Meskill, Wash. 72	2517	Orford, Wash. 67	192	Ravenna, Neb. 9	628	Shiano, Wash. 56	935		
Kelley, N. D. 17	1388	Levick, Mont. 4	5905	Meskill, Wash. 72	2517	Orford, Wash. 67	192	Ravenna, Neb. 9	628	Shiano, Wash. 56	935		
Kellicher, Minn. 17	855	Levick, Mont. 4	5905	Meskill, Wash. 72	2517	Orford, Wash. 67	192	Ravenna, Neb. 9	628	Shiano, Wash. 56	935		
Kellogg, N. D. 20	855	Levick, Mont. 4	5905	Meskill, Wash. 72	2517	Orford, Wash. 67	192	Ravenna, Neb. 9	628	Shiano, Wash. 56	935		
Kelso, Wash. (Longview)	7	Levick, Mont. 4											

INDEX OF STATIONS—Continued

Table No.	Altitude	Table No.	Altitude	Table No.	Altitude	Table No.	Altitude	Table No.	Altitude	Table No.	Altitude
Stiles, Minn. 21	1335	Telford, Wash. 53	2342	Turah, Mont. 4	3336	Viola, Wash. 6	576	Wentworth, Wis. 16	959	Wilsonville, Ore.	142
Still, N. D. 27	2053	Temvik, N. D. 29	1950	Turtle Lake, N. D. 26	1899	Vista, Wash. 6	864	Werner, N. D. 31	2113	Wilton, N. D. 27	2177
Stillwater, Minn. 13	709	Temino Wash. 7	280	Turtle River, Minn. 17	1366	Voss, N. D. 20	864	Wesley Jct., Wash. 56	1228	Windust, Wash. 55	498
Stipek, Mont. 33	2063	Tenstrike, Minn. 17	1422	Tuscor, Mont. 5	2291	Waco, Mont. 3	2802	West Brainerd, Minn. 17	664	Windsor, N. D. 2	1864
Stirum, N. D. 22	1375	Terrebonne, Ore. 74	2363	Tusler, Mont. 3	2345	Wabash, Wash. 71	203	W. Duluth, Minn. 13, 14	664	Wing, N. D. 27	1904
Stites, Ida. 58	1327	Ferry, Mont. 3	2264	Tuttle, N. D. 27	1878	Wadana, Wash. 1	1372	West Duluth Jct., Minn. 14	5528	Winlock, Wash. 7	209
Stockton, Cal. 73	992	Thermopolis, Wyo. 10	30	20th Ave., Minn. 13, 14	631	Wahkiakus, Wash. 8	500	West End, Mont. 3	5528	Winnipeg, Man. 20	853
Stockwood, Minn. 1	4562	Thian, N. D. 30	2169	Twin Valley, Minn. 20	1117	Wahpeton, N. D. 22	985	Westminster Jct., B. C. 62	1354	Winona, Minn. 1	4375
Stone, Mont. 44	4605	Thiel, Wash. 57	841	Two Rivers, Wash. 57	352	Waitsburg, Wash. 57	1293	Westport, Minn. 21	21	Winston, Mont. 4	1213
Story, Mont. 4	1953	Thompson Falls, Mt. S. 5	2462	Tyler, Wash. 5	2301	Walker, Minn. 17	1341	Westport, Ore. 72	1255	Wisner, Minn. 17	179
Streeter, N. D. 23	506	Thomson, Minn. 13	1076	Ulen, Minn. 20	1181	Walker, Wash. 55	496	West Warden, Wash. 56	179	Woodburn, Ore. 73	179
Stuart, Mont. 4	1100	Thornwood, Wash. 62	281	Ulm, Wyo. 9	2396	Wall, Wash. 68	2744	West Woodburn, Ore. 1016	1354	Woodinville, Wn. 62, 63	50
Sturgeon Lake, Minn. 13	660	Thorpe, Wash. 6	1647	Umter, Mont. 3	2396	Wall, Wash. 68	2744	Wheat Basin, Mont. 35	1283	Woodland, Wash. 7	53
Sudbury, Wash. 57	2599	Thral, Wash. 6	1445	Umtanun, Wash. 6	1355	Wallace, Ida. 49, 51	975	Wheatland, N. D. 1	237	Woodlin, Mont. 5	2475
Sully Springs, N. D. 2	56	Three Forks, Mont. 4	4081	Underwood, Minn. 22	1364	Wallala, Wash. 57	1306	Wheeler, Wash. 15	2522	Woods, N. D. 23	974
Sumas, Wash. 62	212	Thurston, Mont. 3	2088	Underwood, Wash. 8	101	Wall Lake, Minn. 22	333	Wheelock, Minn. 15	159	Woodside, Mont. 48	3500
Summer, Wash. 6, 7, 64	726	Tieton, Wash. 60	1914	Union Gap, Wash. 6	174	Walum, N. D. 25	1454	Whelan, Wash. 54	259	Woodworth, N. D. 27	2971
Sundale, Wash. 8	1681	Tigard, Ore. 157	1140	Union Mill, Wash. 64	2570	Walville, Wash. 72	579	Whitcomb, Wash. 8	159	Worden, Mont. 3	2971
Sunny, N. D. 2	753	Tilden Jct., Minn. 20	1140	Uniontown, Wash. 54	81	Wapato, Wash. 6	865	White, Wash. 69	961	Wrenshall, Minn. 13, 15	1059
Sunnyside, Wash. 6	728	Timmer, N. D. 30	1760	University, Wash. 62	81	Ward Springs, Minn. 21	4832	White Bear, Minn. 11, 13	2593	Wright, Minn. 15	1322
Sunset Beach, Wash. 64	21	Tokio, Wash. 5	1955	Upton, Wyo. 9	1493	Warren, N. D. 23	947	White Pine, Mont. 42	4371	Wrights, Wash. 6	288
Sunshuie, Wash. 54	2584	Toluca, Mont. 9	318	Urbana, N. D. 2	1493	Warrenton, Ore. 73-6	1546	Whitehall, Mont. 4	101	Wyoming, Minn. 11, 13	925
Superior, Wis. 1, 12, 13, 15, 16, 17, 19, 20, 21, 22, 23, 24, 25, 26, 27, 28, 29	648	Tomar, Wash. 8	318	Vader, Wash. (Ryderwood). 7, 73-A	143	Warwick, Wash. 8	1546	White Salmon, Wash. 8	2674	Yacolt, Wash. 68	737
Swanville, Minn. 21	1195	Topeka, Minn. 17	1166	Vale, Wash. 5	684	Washtucna, Wash. 8	1067	White Swan, Wash. 56a	2674	Yakima, Wash. 6, 60	1075
Sweet Briar, N. D. 2	1824	Topelius, Minn. 1	1410	Vale, Wash. 5	684	Washtucna, Wash. 8	1067	White Bear, Minn. 11, 13	2593	Yandell, Wash. 67	1059
Sweetwater, Ida. 55	1105	Toppensh, Wash. 6-56a	765	Valey City, N. D. 1	1245	Washtucna, Wash. 8	1067	Whitehall, Mont. 4	4371	Yardley, Wash. 5	2770
Sykeston, N. D. 26	1653	Toston, Mont. 4	3925	Valleyford, Wash. 8	68	Waterloo, Mont. 42	4475	White Salmon, Wash. 8	101	Yates, Mont. 3, 36, 37	3236
Sylvan, Minn. 15	1230	Towal, Wash. 4	193	Vancouver, B. C. 62	68	Waterloo, Mont. 42	4475	White Salmon, Wash. 8	101	Yellepit, Wash. 8	3236
Syre, Minn. 20	1148	Towanda, Wash. 62	322	Vancouver, Wash. 7, 8	68	Waterman, Ore. 59	1978	White Swan, Wash. 56a	2674	Yelm, Wash. 72	350
Tacoma, Wash. 6, 7, 15, 55, 57, 64	67, 68, 59, 72	Tower City, N. D. 1	1194	Vancouver Jct., Wash. 68	68	Watasco, Minn. 22	1001	White Swan, Wash. 56a	2674	Yonkers, N. Y. 9	3431
Taft, Mont. 49	3626	Townsend, Mont. 4	3833	Vansycle, Ore. 59	1681	Waverly, Wash. 59	2127	White Swan, Wash. 56a	2674	Ypsilanti, N. D. 28	1405
Tainarack, Minn. 15	1290	Trailway, Ida. 58	1161	Vashti, N. D. 27	1681	Waukanha, Minn. 17	1213	White Swan, Wash. 56a	2674	Zap, N. D. 31	1855
Tanmany, Mont. 49	1290	Trail Creek, Mont. 38	4748	Vashti, N. D. 27	1681	Waukanha, Minn. 17	1213	White Swan, Wash. 56a	2674	Zenith, N. D. 2	2525
Tappan, N. D. 2	1789	Tregloan, Mont. 40	4750	Veazie, Wash. 67	785	Waverly, Wash. 59	2127	White Swan, Wash. 56a	2674	Zillah, Wash. 6	1059
Tartar, Wis. 18	1082	Trident, Mont. 4	4045	Velox, Wash. 5	5	Weed, Mont. 4	5096	White Swan, Wash. 56a	2674		
Taylor, N. D. 2	2512	Trommlad, Minn. 15, 18	1232	Verndale, Minn. 1, 22	1369	Weeksville, Mont. 5	2463	White Swan, Wash. 56a	2674		
Taylor Falls, Minn. 11	818	Trout Creek, Mont. 5	2374	Verona, N. D. 23	1408	Weilch, Wash. 60	1495	White Swan, Wash. 56a	2674		
		Troy, Ida. 54	2475	Victor, Mont. 48	4014	Welland, Wash. 57	958	White Swan, Wash. 56a	2674		
		Tualatin, Ore. 42	3457	Villa, Wash. 8	3414	Wellington, Col. 10	1000	White Swan, Wash. 56a	2674		
		Tucker, Mont. 48	1251	Villard, Minn. 21	1380	Wendover, Wyo. 10	1000	White Swan, Wash. 56a	2674		
		Tulips, Wash. 64	19	Vining, Minn. 22	1408			White Swan, Wash. 56a	2674		

See page 77 for Table of Sleeping Car rates.

A New and Better Way to See The Rocky Mountains

Definite Cost Vacations

One lump sum pays for your railroad ticket, Pullman fares, motor transportation, meals, lodging and sight-seeing! Three great national parks in the American Rockies! Interesting cities! Inspiring scenic regions!

Four escorted tours will leave Chicago and St. Louis every week this summer and three will go from Kansas City, Omaha, St. Joseph and Lincoln. Everything is planned for you in advance. An escort accompanies each tour. You have nothing to do but have a good time!

Ask any Northern Pacific representative for details or write to

J. G. Delaplaine

A. B. Smith, P. T. M.
Northern Pacific Ry., St. Paul, Minn.

or Manager of Burlington Tours, Burlington Bldg., Chicago

BURLINGTON
ESCORTED
TOURS

Yellowstone Park
Glacier Park
Scenic Colorado
Rocky Mt. (Estes) Park

Transcontinental Train Schedules and Equipment

NORTH COAST LIMITED

No. 1 Daily—West		Miles	All Steel Trains		No. 2 Daily—East	
Su.	10 35 AM	0	Lv CHICAGO (C. B. & Q.)..	Cent. Time Ar	9 25 AM	Wd.
"	10 55 PM	0	Lv ST. PAUL, via N. P. Ry	" Ar	9 00 PM	Tu.
"	11 30 "	10	Lv MINNEAPOLIS.....	" Ar	8 28 "	"
Su.	7 30 PM	0	Lv DULUTH.....	" Ar	10 10 PM	Tu.
"	7 45 "	4	Lv SUPERIOR.....	" Ar	9 56 "	"
Mo.	6 03 AM	252	Ar Fargo.....	" Ar	1 59 PM	Tu.
"	8 48 "	344	Ar Jamestown.....	" Lv	11 38 AM	"
"	11 37 "	446	Ar Bismarck.....	" Lv	8 57 "	"
"	11 59 "	451	Ar Mandan.....	Mountain Time Ar	7 31 "	"
"	1 54 PM	561	Ar Dickinson.....	" Lv	4 43 "	"
"	5 05 "	667	Ar GLENDIVE.....	" Lv	1 15 "	"
"	7 25 "	746	Ar Miles City.....	" Lv	11 06 PM	Mo.
"	8 43 "	791	Ar Forsyth.....	" Lv	9 48 "	"
"	11 38 "	892	Ar Billings.....	" Lv	7 05 "	"
Tu.	2 53 AM	1008	Ar Livingston.....	" Lv	4 05 "	"
During Park Season, June 18-Sept. 15						
Tu.	11 15 AM	1062	Ar Gardiner (Yell. Park).....	" Lv	11 45 AM	Mo.
Tu.	7 10 AM	1131	Ar Helena.....	" Lv	11 10 AM	Mo.
Tu.	7 20 AM	1128	Ar Butte.....	" Ar	11 35 AM	Mo.
"	10 30 "	1248	Ar MISSOULA.....	" Lv	8 05 "	"
"	6 35 PM	1505	Ar Spokane.....	Pacific Time Lv	10 50 PM	Su.
Wd.	7 00 AM	1885	Ar PORTLAND, via S.P. & S.Ry.	" Lv	9 30 AM	Su.
"	9 55 PM	1651	Ar PASCO... via N. P. Ry.	" Lv	8 45 PM	"
"	12 47 AM	1741	Ar YAKIMA.....	" Lv	3 30 "	"
"	2 13 "	1777	Ar ELLENSBURG.....	" Lv	2 25 "	"
"	7 00 "	1904	Ar SEATTLE.....	" Lv	9 30 AM	"
"	7 00 "	1901	Ar TACOMA.....	" Lv	9 20 "	"

EXAMPLE OF DAILY SCHEDULE

EXAMPLE OF DAILY SCHEDULE

PACIFIC-ATLANTIC EXPRESS

No. 3 Daily—West		Miles	All Steel Trains		No. 4 Daily—East	
Su.	6 30 PM	0	Lv CHICAGO (C. B. & Q.)..	Cent. Time Ar	8 00 PM	Wd.
Mo.	9 55 AM	0	Lv ST. PAUL, via N. P....	" Ar	7 42 AM	"
"	10 30 "	10	Lv MINNEAPOLIS.....	" Ar	7 13 "	"
Mo.	9 10 AM	0	Lv DULUTH.....	" Ar	8 35 AM	Wd.
"	9 23 "	4	Lv SUPERIOR.....	" Ar	8 21 "	"
Mo.	4 59 PM	252	Ar Fargo.....	" Ar	12 39 AM	Wd.
"	7 45 "	344	Ar Jamestown.....	" Lv	10 20 PM	Tu.
"	10 46 "	446	Ar Bismarck.....	" Lv	7 28 "	"
"	10 10 "	451	Ar Mandan.....	Mountain Time Lv	7 10 "	"
Tu.	1 17 AM	561	Ar Dickinson.....	" Lv	3 01 "	"
"	4 30 "	667	Ar GLENDIVE.....	" Lv	11 39 AM	"
"	6 50 "	746	Ar Miles City.....	" Lv	9 25 "	"
"	8 10 "	791	Ar Forsyth.....	" Lv	8 10 "	"
"	11 10 "	892	Ar Billings.....	" Lv	5 30 "	"
"	2 40 PM	1008	Ar Livingston.....	" Lv	2 32 "	"
During Park Season, June 18-Sept. 15						
Tu.	5 15 PM	1062	Ar GARDINER (Yell. Park).....	" Lv	7 30 PM	Mo.
Tu.	7 50 PM	1128	Ar Butte.....	" Lv	9 45 PM	Mo.
Tu.	4 35 PM	1057	Ar LOGAN.....	" Ar	12 32 AM	Tu.
"	6 55 "	1131	Ar Helena.....	" Ar	10 10 PM	Mo.
"	10 55 "	1248	Ar MISSOULA.....	" Lv	6 25 "	"
Wd.	6 55 AM	1505	Ar SPOKANE.....	Pacific Time Lv	8 50 AM	"
"	11 20 "	1651	Ar PASCO.....	" Lv	3 50 "	"
Wd.	7 00 PM	1885	Ar PORTLAND, S. P. & S. Ry.	" Lv	8 00 PM	Su.
Wd.	2 40 PM	1741	Lv YAKIMA.....	" Lv	1 28 AM	Mo.
"	3 55 "	1777	Ar ELLENSBURG.....	" Lv	12 22 "	Mo.
"	8 45 "	1904	Ar SEATTLE.....	" Lv	7 30 PM	Su.
"	8 45 "	1901	Ar TACOMA.....	" Lv	7 20 "	"

EXAMPLE OF DAILY SCHEDULE

EXAMPLE OF DAILY SCHEDULE

TRAIN No. 1

Via C. B. & Q. Chicago to St. Paul, Nor. Pac. Ry. St. Paul-Minneapolis to Seattle-Tacoma-Portland, via Butte and Spokane.

Connections at Staples from Duluth-Superior; at Logan for Helena.

Observation Club Car (Barber, valet, buffet, bath):—

Chicago to Seattle, Spokane to Portland (via S. P. & S.).

Standard Sleeping Cars:—

Chicago to Seattle 10 Sec., 2 Comp., D. R., Chicago to Portland 10 Sec., 2 Comp., D. R. (S. P. & S. Spokane to Portland). St. Paul-Minneapolis to Tacoma, 14 Sec. D. R. St. Paul-Minneapolis to Jamestown, 14 Sec. D. R. Staples to Fargo (from Duluth-Superior), Billings to Helena (on 221 Logan to Helena) Spokane to Portland (via S. P. & S.).

Tourist Sleeping Cars:—

Chicago to Seattle. Connecting Car (via S. P. & S.) Spokane to Portland.

Dining Car:—Chicago to Seattle. Spokane to Portland (via S. P. & S.).

Cafe Car:—Logan to Helena.

Coaches:—

Chicago to Seattle (Connecting Car Auburn to Tacoma). Logan to Helena.

Spokane to Portland (via S. P. & S.).

At Tacoma and Seattle, passengers may remain in sleeping

cars until 8:00 a. m.; at Portland, until 7:30 a. m.

TRAIN No. 2

Via Northern Pacific Ry. Seattle-Tacoma via Spokane and Butte to

Minneapolis-St. Paul, C. B. & Q. R. St. Paul to Chicago.

Connections at Spokane from Portland, at Logan from Helena, at

Staples for Duluth-Superior.

Observation Club Car (Barber, valet, buffet, bath):—

Seattle to Chicago. (Via S. P. & S.) Portland to Spokane.

Standard Sleeping Cars:—

Seattle to Chicago, 10 Sec., 2 Comp., D. R., Portland to Chicago, 10 Sec., 2 Comp., D. R. (via S. P. & S. Portland to Spokane). Tacoma to Chicago, 14 Sec., D. R. Spokane to Butte 12 Sec. D. R.

Tourist Sleeping Car:—

Seattle to Chicago.

Dining Car:—

Seattle to Chicago. Connecting Car Portland to Spokane (via S. P. & S.).

Cafe Car:—Helena to Logan. Staples to Superior-Duluth.

Coaches:—

Seattle to Chicago (Connecting Car Tacoma to Auburn). Portland to

Spokane (via S. P. & S.).

TRAIN No. 3

St. Paul-Minneapolis to Seattle-Tacoma-Portland, via Helena and Spokane.

Connection at Staples from Duluth-Superior; at Logan for Butte; at Pasco for Portland, via S. P. & S. Ry.

Through sleeping car, Chicago to Seattle.

Lounge Car:—

St. Paul-Minneapolis to Seattle.

Observation Club Car:—

Spokane to Portland (via S. P. & S.).

Standard Sleeping Cars:—

Chicago to Seattle 12 Sec. D. R. (on C. B. & Q. train No. 47 Chicago to St. Paul), St. Paul to Seattle, Connecting Car to Tacoma. St. Paul to Gardiner

12 Sec. D. R. (First car June 17). Butte to Spokane (on No. 257 Butte to Missoula).

Tourist Sleeping Car:—

St. Paul to Seattle. Connecting Car Spokane to Portland (via S. P. & S.).

Dining Car:—St. Paul to Seattle. (Car open in St. Paul at 7:30 a. m.)

Cafe Car:—Duluth-Superior to Staples. Logan to Butte (on No. 219).

Coaches:—St. Paul to Seattle (Connecting Car Auburn to Tacoma).

TRAIN No. 4

Seattle-Tacoma, via Spokane and Helena, to Minneapolis-St. Paul.

Connection at Spokane from Portland, via S. P. & S. Ry., at Logan from Butte; at Staples for Duluth-Superior.

Lounge Car:—

Seattle to Minneapolis-St. Paul.

Observation Club Car:—

Portland to Spokane (via S. P. & S.).

Standard Sleeping Cars:—

Seattle to St. Paul 12 Sec. D. R. Seattle to Spokane. Seattle to Walla Walla, Connecting Car from Tacoma. Portland to Spokane (via S. P. & S.).

Portland to Gardiner (First car June 16). Helena to Billings. Fargo to St.

Paul-Minneapolis, 14 Sec. D. R.

Tourist Sleeping Car:—

Seattle to St. Paul.

Dining Car:—

Seattle to St. Paul. Connecting Car Portland to Spokane (via S. P. & S.).

Coaches:—

Seattle to St. Paul (Connecting Car Tacoma to Auburn). Portland to

Spokane (via S. P. & S.).

EQUIPMENT

Observation Club Car.

Chicago to Livingston.

Standard Sleeping Cars.

Chicago to Gardiner. (10 Sec. D. R., 2 Comp.)

Chicago to Cody. (10 Sec. D. R., 2 Comp.)

St. Paul-Mpls. to Gardiner. (12 Sec. D. R.)

Dining Car.

Chicago to Billings.

Open Side Observation Cars.

Livingston to Gardiner.

YELLOWSTONE PARK COMET

Westbound, effective June 16.

Eastbound, effective June 19.

West		Miles	Daily, effective June 16, 1925		East	
Su.	10 35 AM	0	Lv CHICAGO (C. B. & Q.)..	Ar	8 00 PM	Tu.
"	11 00 PM	0	Lv St. Paul (via N. P. Ry.)..	Ar	7 15 AM	"
"	11 35 "	10	Lv Minneapolis.....	Ar	6 45 "	"
Su.	7 30 PM	0	Lv Duluth.....	Ar	8 35 AM	Tu.
"	7 45 "	0	Lv Superior.....	Ar	8 21 "	"
Mo.	6 31 AM	252	Lv Fargo.....	Ar	11 35 PM	Mo.
"	11 58 PM	892	Ar Billings.....	Lv	3 30 AM	"
Tu.	6 30 AM		Ar Cody.....	Lv	8 15 PM	Su.
Tu.	3 03 AM	1008	Ar Livingston.....	Lv	12 01 AM	Mo.
"	9 00 "	1008	Lv	Ar	9 45 PM	Su.
"	11 15 "	1062	Ar Gardiner.....	Lv	7 30 "	"

EQUIPMENT

Observation Club Car.

Livingston to St. Paul.

Standard Sleeping Cars.

Gardiner to Chicago. (10 Sec. D. R., 2 Comp.)

Gardiner to Mpls.-St. Paul. (12 Sec. D. R.)

Cody to Chicago. (10 Sec. D. R., 2 Comp.)

Dining Cars.

Billings to Chicago.

Open Side Observation Cars.

Gardiner to Livingston.

Transcontinental Train Schedule and Equipment

PUGET SOUND—MISSISSIPPI VALLEY LIMITED

EXAMPLE OF DAILY SCHEDULE

EXAMPLE OF DAILY SCHEDULE

No. 41 Daily—West		Miles	All Steel Trains.			No. 42 Daily—East	
Su. Mo.	9 01 PM 7 30 AM	0	(Via C. B. & Q. R. R.)	Cent. Time	Ar	7 19 AM	Th.
			Lv ST. LOUIS (via Hannibal)	"	Lv	8 45 PM	Wd.
Su. Mo.	11 55 PM 7 55 AM	279	Ar KANSAS CITY (via Hannibal)	"	Ar	7 55 AM	Th.
			Lv ST. LOUIS (via Mexico)	"	Lv	11 55 PM	Wd.
Mo.	10 30 AM		Ar KANSAS CITY (via Mexico)	"	Ar	8 45 PM	Wd.
Mo.	12 50 PM		Lv KANSAS CITY	"	Ar	6 25 PM	Wd.
"	5 35 "	35	Lv St. Joseph	"	Ar	1 45 "	"
"	4 15 "	0	Ar Lincoln	"	Lv	2 50 "	"
Mo.	7 15 PM	0	Lv Omaha	"	Ar	8 25 AM	Wd.
Tu.	9 30 PM	1329	Lv DENVER	Mountain Time	Ar	7 00 AM	Tu.
Wd.	—	1443	Ar BILLINGS	"	Lv	—	Mo.
Tu.	10 00 PM	1329	Ar CODY (Yell. Park)	"	Lv	—	Tu.
Wd.	1 30 AM	1444	Lv BILLINGS (via N. P. Ry.)	"	Ar	6 30 AM	Tu.
Wd.	11 15 AM	1485	Ar Livingston	"	Lv	2 53 "	"
Wd.	7 10 AM	1568	Ar Gardiner (Yell. Park)	"	Lv	7 30 PM	Mo.
Wd.	7 00 AM	1565	Ar Helena	"	Lv	10 10 PM	Mo.
Th.	7 35 PM	1944	Lv Butte	"	Lv	9 45 PM	Mo.
Th.	7 00 AM	2322	Ar SPOKANE	Pacific Time	Lv	7 55 AM	Su.
Wd.	11 55 PM	2088	Ar PORTLAND, S. P. & S. Ry.	"	Lv	8 00 PM	Su.
Th.	3 00 AM	2183	Lv Pasco	"	Lv	2 40 AM	Mo.
"	4 25 "	2209	Ar Yakima	"	Lv	11 20 PM	Su.
"	5 10 "	2260	Lv Ellensburg	"	Lv	10 10 "	"
"	9 00 "	2344	Lv Cle Elum	"	Lv	9 10 "	"
"	9 00 "	2340	Ar SEATTLE	"	Lv	5 00 "	"
			Ar TACOMA	"	Lv	4 50 "	"

TRAIN No. 41

St. Louis, Kansas City, Omaha, Lincoln and Denver, via Billings and Butte to Seattle-Tacoma, Portland and Puget Sound points via C. B. & Q.-Nor. Pac. and S. P. & S. Ry.

Connection at Logan for Helena.

Observation Sleeping Car:—Kansas City to Seattle. (Connecting Car to Tacoma.)

Standard Sleeping Cars: St. Louis to Seattle. Kansas City to Gardiner (First Car June 16). Denver to Butte. Spokane to Seattle. Spokane to Yakima. Pasco to Seattle (from Walla Walla). Spokane to Portland (via S. P. & S.).

Dining Car:—St. Louis to Seattle. Spokane to Portland (via S. P. & S.).

Free Reclining Chair Car:—St. Louis to Seattle.

Cafe Car:—St. Louis to Kansas City, Logan to Helena.

Coaches:—St. Louis to Kansas City. Kansas City to Seattle (Connecting Car to Tacoma). Logan to Helena. Spokane to Portland (via S. P. & S.).

TRAIN No. 42

Seattle-Tacoma and Puget Sound points, via Spokane, Butte and Billings to Denver, Lincoln, Kansas City, Omaha and St. Louis, Northern Pacific and C. B. & Q. R. R.

Connection to and from Helena; and at Spokane from Portland via S. P. & S.

Observation Sleeping Car:—Seattle to Kansas City. Seattle to St. Louis (First Car June 4). Seattle to Gardiner (First Car June 16). (Connecting Car from Tacoma.)

Standard Sleeping Cars:—Yakima to Spokane, Portland to Spokane (via S. P. & S.). Butte to Denver.

Dining Car:—Seattle to Kansas City. Portland to Spokane (via S. P. & S.).

Free Reclining Chair Car:—Seattle to St. Louis.

Coaches:—Seattle to Kansas City (Connecting Car from Tacoma). Portland to Spokane (via S. P. & S.).

Equipment of Local Trains East and South

No. 8—Eastern Express—Daily

Standard Sleeping Car:—Jamestown to Minneapolis-St. Paul, 14 Sec. D. R. Fargo to Duluth-Superior. (On No. 58 Staples to Duluth-Superior.)

Coaches:—Glendive to Minneapolis-St. Paul.

No. 32-10—Bemidji to St. Paul.

Coaches:—Bemidji to Minneapolis-St. Paul.

No. 12-34—Brainerd and International Falls Express—Daily

Standard Sleeping Car:—International Falls to Minneapolis-St. Paul.

Observation Cafe Car:—Brainerd to St. Paul.

Coaches:—International Falls to Minneapolis-St. Paul.

No. 14—Manitoba Limited—Daily

Observation Parlor Car, Dining Car, Coaches:—Winnipeg to Mpls.-St. Paul.

No. 58—Staples and Duluth-Superior—Daily

Standard Sleeping Car:—Fargo to Duluth-Superior. (On No. 8 Fargo to Staples.)

Coaches:—Staples to Duluth-Superior.

No. 60—Staples and Duluth-Superior—Daily

Observation Cafe Car:—Staples to Duluth-Superior.

Coaches:—Staples to Duluth-Superior.

No. 61—Twin Ports-Twin City Local—Ex. Sunday

Observation Cafe Car, Coaches:—Duluth-Superior to St. Paul-Minneapolis.

No. 63—Lake Superior Limited—Daily

Observation Cafe Car, Parlor Car, Coaches:—Duluth-Superior to St. Paul-Mpls.

No. 65—Twin Ports-Twin City Express—Daily

Standard Sleeping Car:—Duluth to Minneapolis. Duluth to St. Paul.

Ready for occupancy at Duluth at 9:00 p. m. and passengers may remain at St. Paul and Minneapolis until 8:00 a. m.

Coaches:—Duluth-Superior to St. Paul-Minneapolis.

No. 256—Missoula to Butte

Coaches:—Missoula to Butte.

No. 334—Spokane Limited—Daily

Standard Sleeping Car:—Tacoma to Yakima. Seattle to Yakima. Sleeping cars ready for occupancy at Tacoma and Seattle at 9:30 p. m.

Coaches:—Seattle to Spokane.

No. 347—Pasco and Walla Walla—Daily

Standard Sleeping Car:—Seattle to Walla Walla. (On No. 4 Seattle to Pasco.)

Coaches:—Pasco to Walla Walla.

Equipment of Local Trains West and North

No. 7—St. Paul to Glendive—Daily.

Standard Sleeping Car:—St. Paul-Minneapolis to Fargo. 14 Sec. D. R. Ready for occupancy at St. Paul at 9:30 p. m. and passengers may remain in car at Fargo until 8:00 a. m.

Coaches:—St. Paul-Minneapolis to Glendive.

No. 9-31—St. Paul to Bemidji.

Coaches:—St. Paul-Minneapolis to Bemidji.

No. 11-33—Brainerd and International Falls Express—Daily

Standard Sleeping Car:—St. Paul-Minneapolis to International Falls. (12 Sec. D. R.)

Observation Cafe Car:—St. Paul to Brainerd.

Coaches:—St. Paul-Minneapolis to International Falls.

No. 13—Manitoba Limited—Daily

Observation Parlor Car, Dining Car, Coaches:—St. Paul-Minneapolis to Winnipeg.

No. 57—Duluth-Superior and Staples—Daily

Standard Sleeping Car:—Duluth-Superior to Fargo. (On No. 1 Staples to Fargo.) Passengers may remain in sleeping car at Fargo until 8:00 a. m.

Coaches:—Duluth-Superior to Staples.

No. 59—Duluth-Superior and Staples.

Observation Cafe Car Coaches—Duluth, Superior to Staples.

No. 62—Twin City-Twin Ports Local—Ex. Sunday

Observation Cafe Car, Coaches:—Minneapolis-St. Paul to Duluth-Superior.

No. 64—Lake Superior Limited—Daily

Observation Cafe Car, Parlor Car, Coaches:—Minneapolis-St. Paul to Duluth-Superior.

No. 66—Twin City-Twin Ports Express—Daily

Standard Sleeping Car:—St. Paul to Duluth. Minneapolis to Duluth. Sleeping cars are ready for occupancy at St. Paul and Minneapolis at 9:00 p. m. and passengers may remain in them at Duluth until 8:00 a. m.

Coaches:—Minneapolis-St. Paul to Duluth-Superior.

No. 257—Butte to Missoula

Standard Sleeping Car:—Butte to Spokane. (On No. 3 from Missoula.)

Coaches:—Butte to Missoula.

No. 348—Walla Walla and Pasco—Daily

Standard Sleeping Car:—Walla Walla to Seattle. (On No. 41 Pasco to Seattle.)

Coaches:—Walla Walla to Pasco.

No. 333—Spokane to Seattle

Coaches:—Spokane to Seattle.

Standard Sleeping Car:—Yakima to Tacoma. Yakima to Seattle.

No. 337—Yakima to Seattle-Tacoma—Daily

Coaches:—Yakima to Seattle.



Pioneer Line in the Northwest



Transcontinental Train Schedules

WEST—READ DOWN					MAIN LINE		EAST—READ UP					REFERENCE NOTES			
141 Ex.Sun. AM	135 Ex.Sun. PM	7 Daily AM	3 Daily PM	Comet Daily AM	1 Daily AM	Miles from St. Paul	TABLE 2 Central Time.		2 Daily PM	Comet Daily PM	4 Daily PM	8 Daily PM	136 Ex.Sun. AM	142 Ex.Sun. PM	* Daily. // Meals. † Stops on flag. ‡ Numbers shown after stations refer to tables on which train service to and from that station can be found. § Stops to discharge passengers from St. Paul—Minneapolis and points east. ¶ Stops to pick up for Chicago and points east and to discharge passengers from Billings and points west. †† Stops to discharge passengers from St. Paul—Minneapolis or Duluth—Superior and points east or to pick up passengers for Bismarck and points west. On Sunday only stops to discharge passengers. ‡‡ Stops to discharge sleeping car passengers from points between Duluth, Superior and Staples. At Detroit to pick up for Fargo and West. ††† Stops for passengers destined to Fargo and points west when scheduled. ‡‡‡ Stops to pick up passengers for points west of Jamestown where this train is scheduled to stop. †††† Stops on flag to discharge passengers from Bismarck and points east and to pick up passengers for Miles City and points west. ††††† Train No. 8 leaving Dilworth on Sunday will make the stops of Train No. 122, on signal. †††††† Stops Sunday only, or to pick up passengers for points west of Wadena. ††††††† Stops on signal to pick up for points north of Manitoba Jct. Passengers on trains 2 and 8 for Red River Branch points will transfer at Detroit, and from Train No. 10 at Lake Park. †††††††† Train No. 13 will get from Train No. 122 at Manitoba Jct., passengers for points north of Manitoba Jct. ††††††††† Stops on signal Sundays, Wednesdays and Saturdays. †††††††††† Stops to let off sleeping car passengers. ††††††††††† Stops Sunday or to discharge passengers from west of Wadena. †††††††††††† Stops Sunday to pick up passengers for Duluth—Superior, St. Paul—Minneapolis and points east. ††††††††††††† Train No. 14 makes all stops between Manitoba Jct. and St. Paul to discharge passengers from points north of Manitoba Jct. Connects at Manitoba Jct. and will deliver to Train No. 9 passengers for points west of Manitoba Jct. Train No. 9 will transfer passengers at Fargo to Train No. 135 for points Fargo to Jamestown and to Train No. 3 for points west of Jamestown where scheduled to stop. †††††††††††††† Stops on signal Sundays. ††††††††††††††† Takes on passengers for points Fargo and west. Train No. 1 will handle coach passengers to Fargo and points west thereof where scheduled to stop also from Duluth—Superior. †††††††††††††††† Stops to discharge passengers from Moorhead and points west, or to pick up for Chicago or points east thereof. ††††††††††††††††† Stops to discharge passengers from Billings or points west where scheduled to stop. †††††††††††††††††† This train will be held at Staples to make connection with Trains Nos. 4 and 8. ††††††††††††††††††† Stops to discharge passengers from Moorhead and points west thereof and to pick up passengers for Chicago and east.
10 15	8 30	9 57	6 44	8 05	7 45	310	Valley City	Ar	12 32	10 08	11 14	7 52	9 24	6 05	
10 27	8 45					314	Berea						9 10	5 55	
10 33	8 51					317	Hobart						9 05	5 50	
10 40	9 00	10 24	7 07			320	Sanborn 25		North Coast Limited			7 28	8 58	5 42	
	9 12	10 36				326	Eckelson					7 16	8 46		
To	9 20	10 45				330	Urbana					7 00	8 30		
Mc-	9 28	10 53				333	Spiritwood					7 00	8 30		
Henry	9 40	11 06				339	Bloom					7 00	8 30		
Table	9 50	11 15	7 45	9 08	8 48	344	Ar. Jamestown 15, 26, 27, 28, 29	Lv	11 38	9 15	10 20	6 40	8 16		
No. 25		11 35	7 55	9 13	8 53	344	Lv. Jamestown 15, 26, 27, 28, 29	Ar	11 33	9 10	10 10	6 07	8 05		
		11 52				351	Eldridge					5 50			
		12 12				360	Windor					5 33			
		12 19				364	Cleveland					5 25			
		12 35	Pacific Express			373	Medina				Atlantic Express	5 07			
		12 51				382	Crystal Springs					4 50			
		1 04				389	Tappen					4 36			
		1 15				394	Dawson					4 24			
		1 31	9 34	10 39	10 29	402	Steele		10 03	7 27	8 37	4 07			
		1 52				413	Driscoll					3 48			
		2 06				421	Sterling					3 32			
		2 19				427	McKenzie 29					3 17			
		2 29				433	Burleigh					3 02			
		2 39				438	Apple Creek					2 51			
		3 02	10 54	11 52	11 42	446	Lv. Bismarck 15	Lv	8 57	6 18	7 28	2 34			
		3 20	11 10	12 09	11 59	451	Ar. Mandan	Lv	8 41	6 00	7 10	2 17			
		3 40	11 20	12 29	12 09	451	Lv. Mandan	Ar	8 31	5 00	7 00	3 07			
							"Mountain" time west								
		2 40	10 20	11 29	11 09	451	Lv. Mandan	Ar	7 31	4 50	6 00	1 07			
		2 46				454	Sunny					1 00			
		2 56				460	Lyons					12 49			
		3 09				467	Sweet Briar					12 34			
		3 20				473	Judson					12 21			
		3 26				476	Sedalia					12 15			
		3 33	11 05			479	New Salem		4 01	5 16	12 08	11 59			
		3 40				483	Blue Grass					11 59			
		3 47				487	Sims					11 47			
		3 58				492	Almont					11 38			
		4 07				497	Curlew					11 28			
		4 18				504	Kurtz					11 16			
		4 30	11 52			509	Glenullen		3 10	4 30	11 07	10 57			
		4 42				515	Eagle Nest					10 44			
		4 58	12 13			522	Hebron		2 47	4 07	10 37	10 37			
		5 06				525	Knife River					10 27			
		5 18				531	Antelope					10 20			
		5 31	12 40			536	Richardton					8 43			
		5 43				542	Taylor					10 16			
		5 54				546	Boyle					10 06			
		6 00				550	Gladstone					9 56			
		6 15				556	Lehigh					9 51			
		6 25	1 17	2 14	1 54	561	Ar. Dickinson	Lv	4 43	1 35	3 01	9 39			
		6 45	1 27	2 21	2 01	561	Lv. Dickinson	Ar	4 36	1 30	2 51	9 20			
		6 53				565	Eland					9 12			
		7 03				571	South Heart					9 03			
		7 13				576	Zenith					8 53			
		7 24	1 59			581	Belfield		12 56	2 15	8 43	8 32			
		7 39				587	Fryburg					8 20			
		7 50				592	Sully Springs					8 13			
		7 58				596	Scoria					8 03			
		8 09	2 34	3 26	3 06	601	Medora		3 28	12 20	1 40	7 53			
		8 24				607	Rider					7 43			
		8 34				612	Demores					7 34			
		8 44	h 3 03			617	Sentinel Butte					7 27			
		8 52				621	Chama					7 17			
		9 02	3 16	4 10	3 50	626	Beach, No. Dak. 32		2 40	11 34	12 57	7 06			
		9 14				631	Yates, Mont.					6 57			
		9 24	h 3 32	4 26	4 06	636	Wibaux		2 19	11 15	12 38	6 50			
		9 34				640	Beaver Hill					6 41			
		9 41				644	Heckman					6 35			
		9 47				647	Hodges					6 26			
		9 57				652	Iona					6 18			
		10 06				657	Allard					6 10			
		10 17				662	Curry					6 00			
		10 30	4 30	5 25	5 05	667	Ar. Glendive 33	Lv	1 15	10 15	11 39				

REFERENCE NOTES

- A. M. time shown in light face type.
- P. M. time shown in bold face type.
- † Will stop at Casselton to discharge passengers from Duluth-Superior, St. Paul, Minneapolis and points east and will stop on signal to pick up passengers for Bismarck and points west where scheduled to stop, also to discharge passengers from Fargo enroute to points north of Casselton on the Great Northern.
- ‡ Stops to discharge passengers from Glendive and points west and to pick up passengers for Bismarck and points east where scheduled to stop.
- †† Stops to discharge passengers only.
- ††† Stops to discharge passengers from points south of La Crosse.
- †††† Stops to discharge sleeping car passengers from points between Duluth, Superior and Staples, also to pick up passengers for Jamestown and points west where scheduled to stop.



Pioneer Line in the Northwest

Transcontinental Train Schedules



WEST—READ DOWN				Miles from St. Paul	MAIN LINE		EAST—READ UP			
219 Daily PM	41 Daily AM	3 Daily PM	1 Daily AM		TABLE 4		2 Daily PM	4 Daily AM	42 Daily AM	220 Daily AM
3 25	2 55	3 55	4 00	1033	Mountain Time					
f 3 33			—	1037	Bozeman		2 52	1 17	1 17	11 00
3 45	f 3 11	a 4 11	—	1042	Story		—	—	—	f 10 49
f 3 56			—	1047	Belgrade		—	bn12 57	f 12 51	10 38
4 04	f 3 26	a 4 26	—	1052	Central Park		—	—	—	f 10 27
4 15	3 35	4 35	4 33	1057	Manhattan		—	bn12 42	f 12 35	10 20
					Ar. Logan 41		2 07	12 32	12 25	10 10
235 Daily	221 Daily		221 Daily		Lv. Logan 41		2 22			236 Daily
5 45	4 50	4 40	4 50	1057	Trident		1 45	12 27		10 05
5 57	5 01	d 4 51	5 01	1063	Rekap		f 1 31	w 12 15		9 53
f 6 05	f 5 08		f 5 08	1067	Clarkston		f 1 14			f 9 45
f 6 13	f 5 15		f 5 15	1071	Lombard		1 02	11 50		f 9 37
6 25	5 26		5 26	1077	Brewer		f 12 48			9 26
f 6 37			—	1083	Toston		No. 2's	f 11 32		9 09
6 43	5 42	f 5 32	5 42	1086	Holker		Conne-	11 12		f 8 58
f 6 54			—	1092	Townsend		tion			8 49
7 05	6 00	f 5 51	6 00	1098	Lewark		from			f 8 43
f 7 13	f 6 07		No. 1's	1100	Clow		Helena			f 8 34
7 41	f 6 21		Conne-	1106	Winston					8 25
	f 6 33		ction	1111	Placer		11 53			f 8 17
f 7 58	f 6 42		f 6 42	1115	Louisville		f 11 32			f 8 05
8 11	f 6 52		f 6 52	1120	East Helena		11 19			7 53
8 20	7 02		7 02	1126	Ar. 15, 46, 47, Helena, 48, 49, Lv		11 10	10 10		7 45
	7 10	6 55	7 10	1131	Lv. 15, 46, 47, Helena, 48, 49, Ar					288 Daily
287 Daily										12 15
6 40		7 05	1131	1139	Birdseye			10 00		f 11 55
f 6 57			1144	1144	Austin					11 44
7 12		q	No. 1	1148	Weed		No. 2		No. 42	f 11 35
f 7 22	No. 41		runs	1149	Skyline		runs		Runs	f 11 29
f 7 30	Runs		via	1151	Blossburg		via		Via	11 23
7 38	Butte	f 8 33	Butte	1160	Elliston		Butte	f 8 51	Butte	11 01
f 8 02			1165	1165	Gilbert					f 10 51
8 10		f 8 49	1169	1175	Avon			f 8 32		10 42
f 8 21			1175	1182	Bradley			8 05		f 10 30
8 35		9 14	1182		Ar. Garrison					10 15
Mixed 237	219 PM	219 PM							42 AM	Mixed 238
Tu., Th. & Sat.	4 45	3 40	4 45	4 33	1057	Lv. Logan 41	2 05	12 17	12 17	9 50
1 35	4 58	f 3 52	4 58	1063	1063	Three Forks	—	12 06	12 06	9 38
f 1 48	5 10	f 4 02	5 10	1070	1070	Willow Creek	—	f 11 56	f 11 56	9 27
f 1 57	5 23		5 23	1076	1076	Sappington 41	g 1 35			9 15
f 2 09				1080	1080	Hubbard				f 8 35
f 2 12				1083	1083	Danmor				f 8 22
2 30				1084	1084	Lime Spur				f 8 13
				1088	1088	Cardwell				f 8 10
				1095	1095	Whitehall 42				f 7 57
				1102	1102	Pipestone				7 35
				1107	1107	Spire Rock				8 27
				1112	1112	Welch				f 8 15
				1117	1117	Lewis				f 8 04
				1118	1118	Homestake				f 7 51
				1127	1127	M. U. Transfer				f 7 15
				1128	1128	Ar. 15, 41, Butte 43, 44, Lv	11 45	9 45	9 45	7 10
				1135	1135	Lv. 45, 41, Butte 49, 48, Ar	11 35		9 30	256 Daily
				1136	1136	Silver Bow				12 15
				1142	1142	Ross				f 11 57
				1144	1144	Durant 43				11 38
				1146	1146	Gregson				f 11 34
				1153	1153	Stuart				f 11 29
				1156	1156	Warm Springs				11 13
				1160	1160	Galen				f 11 06
				1161	1161	Race Track				f 10 59
				1169	1169	Dempsey				10 56
				1174	1174	Deer Lodge				10 40
				1180	1180	Kohr				f 10 28
				1187	1187	Garrison				10 15
				1200	1200	Lv. Garrison	9 52	8 00	7 38	10 10
				1206	1206	Gold Creek	9 48			9 57
				1210	1210	Drummond 44	9 17	n 7 34	7 08	9 35
				1218	1218	Hell Gate				f 9 25
				1221	1221	Bearmouth				9 17
				1224	1224	Nimrod				f 9 04
				1231	1231	Willis				f 8 58
				1234	1234	Bonita				8 52
				1239	1239	Clinton				f 8 39
				1242	1242	McQuarrie				f 8 27
				1248	1248	Turah				8 21
				1248	1248	Bonner				8 10
				1248	1248	Ar. Missoula 15, 48, 49, 50, Lv	8 05	6 25	5 55	

REFERENCE NOTES

- a Stops to discharge passengers from points east of Billings where scheduled to stop.
- b Stops to discharge passengers from points west of Logan on Helena line where scheduled to stop.
- c Stops to discharge passengers from Duluth, Superior, St. Paul and points east.
- d Stops on flag for passengers destined to points west of Helena, or to discharge passengers from Billings and points east and south thereof.
- f Stops on flag.
- g Stops on flag to pick up passengers from No. 226 for Logan and points east where scheduled to stop.
- j Stops on flag on Wednesdays and Saturdays.
- k Stops to discharge passengers from points east of Butte.
- m Stops on flag to discharge passengers from points east of Garrison.
- n Stops on flag to pick up passengers for points east of Billings where scheduled to stop.
- q Stops on flag on Saturdays only.
- r Stops on flag to receive passengers for Twin Cities and points east.
- w Stops to discharge passengers from Missoula and west and stops on flag to pick up passengers for points Billings and east.
- x To discharge passengers.
- || Lunch.
- A. M. time shown in light face type.
- P. M. time shown in bold face type.

New Chicago Union Depot Burlington

One of America's Finest Rail Terminals

Northern Pacific trains leave and arrive twice daily at the fine new Union Depot, Chicago.

"North Coast Limited"

This depot is the eastern terminal of your best train to the cities of the North Pacific Coast.

Lv Chicago - 10:35 am
Ar Chicago - 9:25 am



Pioneer Line in the Northwest



Transcontinental Train Schedules

WEST—READ DOWN					Miles from St. Paul	MAIN LINE	EAST—READ UP				
339 Daily PM	333 Daily	41 Daily	3 Daily	1 Daily		TABLE 6 (Pacific Time.)	2 Daily	4 Daily	42 Daily	334 Daily	338 Daily
	7 35	12 05	11 30	10 05	1651	Lv... Pasco 8, 55, 57, 59... Ar	8 40	3 35	2 20	10 10	
			12 10	12 40	0	Lv. Pasco 8 via S. P. & S. Ry. Ar	4 20	2 25			
			7 00	7 00	229	Ar..... Portland 8.....Lv	9 30	8 00			
	7 45	12 12	11 38	c 10 12	1654 Kennewick.....	5 33	3 28	2 10	10 00	
	f 7 56				1659 Vista.....				f 9 47	
	f 8 04				1663 Eric.....					
	f 8 15				1668 Badger.....				f 9 33	
	f 8 22				1671 Rome.....					
	8 30		f 12 17		1675 Kiona.....			f 1 27	9 21	
	f 8 40				1681 Chandler.....					
			f 12 37		1685 Gibbon.....					
		1 21	12 52	c 11 19	1691 Prosser.....	4 38	n 2 33	12 55		
			f 1 02		1696 Byron.....			f 12 44		
	Runs Via Sunny Side	1 39	1 12		1703 Mabton.....	4 23	n 2 19	12 36	Runs via Sunny-side	Via Grand View
			f 1 28		1706 Empire.....					
			f 1 38		1711 Satus.....			f 12 21		
					1717 Alalfa.....			f 12 12		
					1718 Sunnyside Jct.....					
					1685 Gibbon.....				9 03	
	8 50				1690 No. Prosser.....				f 8 52	
	9 07				1697 Grandview.....				8 37	4 05
	4 26				1701 Lichty.....				f 8 25	f 3 55
	f 4 33				1705 Sunnyside.....				8 16	3 45
	4 45				1707 Outlook.....				8 06	3 30
	4 55				1714 Granger.....				7 56	3 20
	5 05				1718 Sunnyside Jct.....					3 12
	5 15				1720 Zillah.....				7 45	
					1722 Buena.....				f 7 37	
					1725 Sawyer.....				f 7 30	
					1728 Donald.....				f 7 25	
					1732 Parker.....				f 7 12	
					1718 Sunnyside Jct.....					3 12
			1 51	12 04	1721 Toppenish.....	5 58	n 1 54	12 04		3 05
		2 14			1725 Monte.....					f 2 49
		f 2 29	3 08	b 12 20	1729 Wapato.....	3 46	n 1 44	11 39		2 40
			a 2 16		1733 Parker.....				f 7 12	f 2 30
					1737 Union Gap.....					f 2 22
				12 47	1741	Ar..... Yakima 60.....Lv	3 50	1 28	11 20	7 00	2 10
					1741	Lv..... Yakima 60.....Ar	8 30	1 28	11 20	6 35	2 10
	8 30	11 58	3 00	12 47	1744 Selah.....			11 04	6 25	1 38
	8 40	12 08			1748 Pomona.....				f 6 17	f 1 28
	f 8 47	f 12 15			1752 Hillside.....					
					1756 Roza.....			f 10 44	f 6 00	f 1 12
	f 9 05	f 12 33			1760 Wymur.....				f 5 51	f 1 02
	f 9 15	f 12 47			1765 Umtanum.....				f 5 42	f 12 53
	f 9 25	f 1 00			1772 Thrall.....				f 5 29	f 12 39
	f 9 40	f 1 20			1777	Ar..... Ellensburg.....Lv	1 25	12 22	10 10	5 20	12 30
	9 50	1 30	4 15	3 55	1777	Lv..... Ellensburg.....Ar	2 15	12 12	10 00	5 05	12 15
	10 00	1 40	4 25	4 05	1785 Thorp.....			9 43		11 59
	10 17	1 56		f 4 20	1788 Dudley.....					f 11 50
	f 10 22				1794 Bristol.....					f 11 38
	f 10 35				1802 Cle Elum.....	1 31	11 30	9 10	4 10	11 25
	f 11 10				1809 Nelson.....					f 11 10
	f 11 25	3 00	5 40	5 18	1815 Easton.....	1 07	11 05	8 42	3 32	10 58
	f 11 47	3 30		3 32	1823 Martin.....				f 3 11	f 10 42
	f 11 59	3 42			1826 Stampede.....				h 2 59	f 10 30
	12 22	4 12	6 45	6 24	1839 Lester.....	11 57	9 55	7 30	2 27	10 00
	f 12 26				1841 Hot Springs.....				h.....	f 9 49
					1845 Nagrom.....			f 7 18		
		f 6 55			1846 Maywood.....					f 9 40
	f 12 35				1850 Humphrey.....					f 9 34
	f 12 43				1851 Baldi.....				h 1 55	f 9 30
			m.....		1854 Eagle Gorge.....			f 7 00	f 1 53	f 9 27
	f 12 54	4 40	f 6 49		1862 Kanaskat 67.....	11 10	n 9 05	6 40	1 36	9 15
	1 12	4 56	7 08		1867 Ravensdale.....			6 26	f 1 19	8 55
	1 22	5 10			1874 Covington.....			f 6 11	f 1 06	f 8 40
	f 1 35				1877 Wynaco.....					f 8 34
	f 1 41				1882	Ar..... East Auburn.....Lv	10 23	8 23	5 55	12 50	8 25
	1 50	5 40	8 05	7 45	1883	Lv..... Auburn 7, 64.....Ar	9 59	8 02	5 29	12 20	
	2 08	6 18	8 19	8 03	1887 Dieringer.....	f 9 48	f 7 49		f 12 10	
	f 2 17	6 27	f 8 28	f 6 27	1890 Sumner.....	9 43	7 45	5 13	12 06	
	2 22	6 32	8 33	8 17	1892 Puyallup.....	9 36	7 37	5 06	11 58	7 26
	2 28	6 38	8 39	8 23	1897	Ar..... Tacoma.....Lv	9 20	7 20	4 50	11 40	7 10
	2 50	7 00	9 00	8 45	1883	Ar..... Auburn.....Ar	10 07	8 08	5 37	12 30	8 20
	2 03	6 05	8 16	8 01	1888 Kent.....	j 9 57	j 7 57	r 5 27	r 12 20	8 10
	2 13	6 17	b 8 26	t 8 12	1883	Ar..... Seattle.....Lv	9 30	7 30	5 00	11 50	7 40
	2 45	6 50	9 00	8 45	1904						

REFERENCE NOTES

- fStops on flag.
- ||Meals.
- ||Train No. 338 connections from Tacoma operates via the Buckley line. See train No. 596, Table 67.
- Numbers shown after stations refer to additional tables on which train service to and from that station can be found.
- aStops to discharge passengers from Prosser to Wapato, inclusive.
- bStops to discharge passengers from east of Billings.
- cWill stop to discharge passengers from points east of Spokane where scheduled to stop.
- dStops on signal to pick up passengers destined to Billings or points east where scheduled to stop.
- eStops to take on or discharge passengers.
- hStops on flag at Baldi and will stop on flag at Nagrom and Stampede Mondays only.
- jWill stop on flag for passengers holding tickets reading "Spokane or points east thereof."
- mSaturdays only.
- nStops to pick up passengers for points east of Billings where scheduled to stop.
- rWill stop on signal at Kent for passengers destined to points east of Auburn where scheduled to stop.
- tStops to discharge passengers from points east of Auburn.
- *Daily.

To California

TRAVEL via the North Pacific Coast and the Northern Pacific Ry.

Through Pullmans—Northern Pacific, Southern Pacific— from Seattle and Portland to San Francisco-Los Angeles.

At Seattle and Tacoma, passengers may remain in sleeping cars on Train No. 1 until 8:00 A. M., at Portland until 7:30 A. M.

Special Train Service

to

Yellowstone Park

Starts June 16

This year, earlier than ever before, the **Yellowstone Park Comet**, train *de luxe*, leaves St. Paul June 16 for the first of its daily summer trips to Yellowstone Park. Go to the great geyserland this summer on **The Comet!** It is an all-Pullman train—no coaches—offering every travel comfort. There is no extra charge for a fast trip on this new train. Make your reservations early for a Yellowstone Park vacation, via the **Comet**.



FAST SCHEDULE—West

Lv. St. Paul	11:00 P. M.
(1st Day)	
Lv. Minneapolis	11:35 P. M.
(1st Day)	
Lv. Livingston	9:00 A. M.
(3rd Day)	
Ar. Gardiner Gateway	11:15 A. M.
(3rd Day)	

FAST SCHEDULE—East

Lv. Gardiner Gateway	7:30 P. M.
(1st Night)	
Lv. Livingston	12:01 A. M.
(1st Night)	
Ar. Minneapolis	6:45 A. M.
(3rd Day)	
Ar. St. Paul	7:15 A. M.
(3rd Day)	

Equipment: Observation Club Car, Standard Steel Sleeping Cars, Dining Car.

The Comet Train *de luxe*

Northern Pacific Railway

A. B. Smith, P. T. M., St. Paul, Minn.

Spokane-Portland—North Bank Line

SPOKANE, PORTLAND & SEATTLE RAILWAY

1 Daily		3 Daily	Miles	(Pacific Time)	6 Daily	4 Daily	2 Daily	8 Daily
AM	PM		TABLE 8	AM	PM	AM	PM	
7 40	8 40	Lv. Spokane	8 55	6 30
8 08	a	9	(N. P. Station)	8 34	b
8 25	a	17	(G. N. Station)	8 20	b
8 35	a	23	Marshall	8 11	b
8 43	a	2.5	South Cheney	8 02	f 5 42
9 08	f 9 33	34	Mock	7 50	b
9 19	a	42	Amber	7 35	5 18
9 28	a	48	Rodna	7 20	b
9 40	a	54	Lamont	7 08	b
9 50	f 10 30	60	Rockwell	6 56	b
10 10	a	77	Macall	6 45	f 4 37
10 25	f 10 58	86	Lantz	6 24	b
10 37	a	93	Benge	6 07	4 02
10 48	f 11 18	100	Hooper	5 55	b
11 03	a	109	Washtucna	5 44	f 3 43
11 25	a	121	McAdam	5 28	b
11 33	a	126	Kahlotus	5 06	b
11 43	a	133	Parrington	4 56	b
12 05	12 35	147	Snake River	4 47	b
12 10	12 40	147	Page	4 25	2 30
12 15	12 45	148	Levey	4 20	2 25
12 22	a	153	Levey	4 15	f 2 19
12 40	a	158	Finley	4 05	b
12 47	a	164	Hover	3 58	b
12 57	a	169	Yellowit	3 47	b
1 03	a	175	Tomar	3 37	b
1 12	a	180	Mottinger	3 27	b
1 18	a	185	Berrian	3 19	b
1 24	a	189	Plymouth	3 10	b
1 32	a	192	Barger	3 03	b
1 38	a	197	Coolidge	2 57	b
1 47	a	201	Patterson	2 48	b
2 02	a	207	Sage	2 42	b
2 10	a	217	Whitcomb	2 32	b
2 18	a	220	Alderdale	2 16	f 12 34
2 28	f 2 39	225	McCredie	2 10	b
2 37	a	231	Moonak	1 59	b
2 47	a	237	Roosevelt	1 50	12 10
2 55	a	242	Sundale	1 40	b
3 02	a	247	Fountain	1 30	b
3 13	a	252	Goodnow	1 22	b
3 22	f 3 23	259	Towal	1 13	b
3 40	a	263	Cliffs	1 02	b
.....	a	270	Maryhill	12 53	f 11 22
.....	a	275	Fallbridge	Ar	12 35	11 00	9 00
.....	a	279	Avery	b	b	8 48
.....	a	283	Spedis	b	b	8 39
.....	f 4 02	Granddalles	f 12 14	b	8 28
.....	10 45	Lv. Lyle	Ar	3 15
.....	11 05	Wrights	f 2 56
.....	11 15	Pitt	f 2 46
.....	11 25	Klickitat	f 2 36
.....	11 33	Wahkiakus	f 2 25
.....	12 13	Warwick	f 1 45
.....	12 27	Centerville	f 1 31
.....	12 45	Ar. Goldendale	Lv	f 1 15
.....	Lv. Lyle	Ar	10 30	12 02	8 08
.....	Vila	10 19	b	f 7 57
.....	White Salmon	10 11	11 47	10 10	f 7 47
.....	Underwood	10 05	f 7 39
.....	Hood	10 02	b	f 7 35
.....	Cooks	9 52	b	f 7 24
.....	Collins	9 43	b	f 7 15
.....	Carson	9 36	b	f 7 05
.....	Stevenson	9 28	f 11 12	f 6 56
.....	Cascades	9 18	b	f 6 44
.....	Skamania	9 07	b	f 6 30
.....	Prandia	8 57	b	f 6 18
.....	Cape Horn	8 52	b	f 6 13
.....	Mount Pleasant	8 47	b	f 6 05
.....	Washougal	8 37	b	f 5 56
.....	Camas	8 31	10 27	f 5 49
.....	Fisher	8 20	b	f 5 38
.....	Ellsworth	8 14	b	f 5 29
.....	Image	8 12	b	f 5 27
.....	Vancouver, Wn. 68	8 00	10 05	8 30	f 5 15
.....	No. Portland, Ore.	7 53	b	f 5 08
.....	East St. Johns.	7 50	b	f 5 05
.....	Ar. Portland	Lv	7 30	9 30	8 00	f 4 45

Mississippi Valley—North Pacific Coast

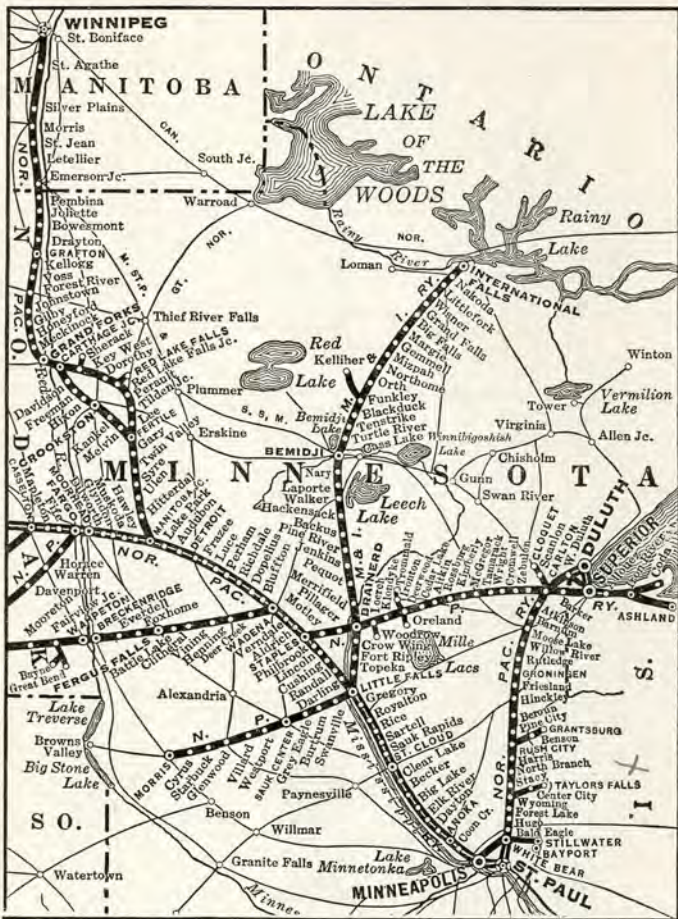
ST. LOUIS—KANSAS CITY—BILLINGS—SEATTLE
Northern Pacific-Burlington Lines.

43 Daily	41 Daily	Miles	TABLE 9	42 Daily	44 Daily
AM	PM		(Central Time)	AM	PM
9 03	11 55	0	C. B. & Q. R.R.	7 55	8 25
6 30	10 30	279	Lv. St. Louis (via Mexico)	8 45	7 30
6 55	10 32	307 Kansas City	8 11	9 27
7 39	11 25	327 Leavenworth	7 34	8 41
8 45	12 50	341 Atchison	6 25	5 05
1 30	5 35	487	Ar. St. Joseph	1 45	12 35
.....	Lv. Lincoln
..... Peoria
.....	Lv. Galesburg
..... Burlington
..... Omaha
.....	Ar. Lincoln
.....	Lv. Sioux City
.....	Lv. Lincoln
..... Seward
..... York
..... Aurora
..... Grand Island
.....	(Mountain Time)
..... Ravenna
..... Broken Bow
..... Seneca
..... Hyannis
.....	Ar. Alliance
.....	Lv. Denver
.....	Ar. Alliance
.....	Lv. Alliance
..... Hemingford
.....	Lv. Crawford
..... Ardmore
.....	Ar. Edgemont
.....	Lv. Deadwood
.....	Ar. Edgemont
.....	Lv. Edgemont
..... New Castle
..... Sheridan
.....	(Custer Battlefield)
..... Crow Agency
..... Hardin
..... Huntley
.....	Ar. Billings
.....	Ar. Cody (Yellowstone Park)
..... Missoula
..... Spokane
..... Portland (Via S. P. & S.)
..... Tacoma
.....	Ar. Seattle

23 Daily	31 Daily	29 Daily	Mi.	TABLE 10	Mi.	30 Daily	22 Daily	32 Daily
2 30	8 00	6 00	0	Lv. Denver	671	10 05	11 15	6 25
3 45	9 25	7 13	30 Boulder	641	8 50	10 03	5 08
4 15	9 55	7 38	44 Longmont	627	8 13	9 28	4 30
.....	(Rocky Mtn. Nat'l Park)
..... Loveland	610	7 37	8 50	3 48
..... Ft. Collins	7 13	8 20	3 20
..... Wellington, Colo.	586	6 46	32	2 53
..... Cheyenne, Wyo.	550	5 40	11 55	1 45
.....	Ar. Wendorf	428	12 15	7 30
.....	Ar. Guernsey	0 50	5 50
.....	Lv. Alliance	1 25	1 15
.....	Lv. Wendorf	428	12 10	7 08
..... Casper	329	8 35	4 00
..... Thermopolis	195	8 11
..... Kirby	183	2 38
..... Graybull	127	12 35
.....	Ar. Frannie	72	10 20
.....	Lv. Frannie	9 50	3 35
..... Powell	9 05	2 45
..... Ralston	8 53	2 33
.....	Ar. Cody	8 20	2 00
.....	(Gateway to Yellowstone)
.....	Lv. Frannie	72	10 02	4 25
..... Laurel	15	7 50
.....	Ar. Billings	0	7 20	1 30

For service west of Billings, see Table No. 3.

Lines in Minnesota and Manitoba



"Duluth-Superior Short Line." Automatic Block Signal Protected

MINNEAPOLIS-ST. PAUL AND SUPERIOR-DULUTH

68 Ex.Su. Daily		66 Daily		64 Daily		62 Ex.Su. AM		Miles	TABLE 13 (Central Time)		61 Ex.Su. Daily		63 Daily		65 Daily		67 Ex.Su. AM		
5 10	11 20	1 30	8 10	0	Lv. Minneapolis	Ar	2 25	6 30	7 00	9 35	2 25	6 30	7 00	9 35	2 25	6 30	7 00	9 35	
5 45	11 59	2 00	8 50	10	Lv. St. Paul	Ar	1 45	5 55	6 20	8 15	1 45	5 55	6 20	8 15	1 45	5 55	6 20	8 15	
5 53			8 58	13	Lv. East Seventh St.	Ar	1 35		6 10	8 06	1 35		6 10	8 06	1 35		6 10	8 06	
5 59	12 14		9 04	15	Lv. Gloster	Ar	1 30		6 04	8 00	1 30		6 04	8 00	1 30		6 04	8 00	
6 13			9 18	21	Lv. Lake Shore	Ar	1 17		5 49	7 49	1 17		5 49	7 49	1 17		5 49	7 49	
6 15	12 30	2 23	9 20	22	Lv. White Bear	Ar	1 15	5 31	5 47	7 47	1 15	5 31	5 47	7 47	1 15	5 31	5 47	7 47	
b 3 40	7 15	12 05	† 6 25	34	Lv. Stillwater	Ar	† 3 20	† 6 57		10 05	† 3 20	† 6 57		10 05	† 3 20	† 6 57		10 05	
4 07	7 44	12 36	7 00	31	Lv. Mahtomedi	Ar	2 54	6 30		9 34	2 54	6 30		9 34	2 54	6 30		9 34	
4 20	8 00	12 50	7 11	22	Lv. White Bear	Ar	b 2 42	6 17		9 20	b 2 42	6 17		9 20	b 2 42	6 17		9 20	
6 17	12 35	2 23	9 20	22	Lv. White Bear	Ar	1 15	5 30	5 45	7 45	1 15	5 30	5 45	7 45	1 15	5 30	5 45	7 45	
6 19	12 37		9 22	23	Lv. Bald Eagle	Ar	1 12		5 43	7 42	1 12		5 43	7 42	1 12		5 43	7 42	
6 27	12 46		9 30	27	Lv. Hugo	Ar	1 03		5 34	7 34	1 03		5 34	7 34	1 03		5 34	7 34	
6 43	1 03		9 42	35	Lv. Forest Lake	Ar	12 48		5 17	7 18	12 48		5 17	7 18	12 48		5 17	7 18	
6 50	1 12		9 49	40	Lv. Wyoming 11	Ar	12 39		5 09	7 10	12 39		5 09	7 10	12 39		5 09	7 10	
	1 21		9 56	44	Lv. Stacy	Ar	12 30		5 00	7 01	12 30		5 00	7 01	12 30		5 00	7 01	
	1 37	2 58	10 09	52	Lv. North Branch	Ar	12 18	4 53	4 43	6 43	12 18	4 53	4 43	6 43	12 18	4 53	4 43	6 43	
	1 47		10 19	57	Lv. Harris	Ar	12 09		4 32	6 33	12 09		4 32	6 33	12 09		4 32	6 33	
	2 01	3 15	10 32	64	Lv. Rush City	Ar	11 57	4 37	4 17	6 17	11 57	4 37	4 17	6 17	11 57	4 37	4 17	6 17	
736 Ex.Su. Mixed			734 Ex.Su. Mixed		GRANTSBURG BRANCH					735 Ex.Su. Mixed		733 Ex.Su. Mixed							
8 00			12 01	0	Lv. Rush City	Ar	10 30		2 40	4 40	10 30		2 40	4 40	10 30		2 40	4 40	
f 8 12			12 17	5	Lv. St. Croix River	Ar	10 05		2 20	4 20	10 05		2 20	4 20	10 05		2 20	4 20	
8 17			12 25	7	Lv. Benson	Ar	9 35		2 15	4 15	9 35		2 15	4 15	9 35		2 15	4 15	
8 40			12 40	17	Lv. Grantsburg	Ar	9 15		1 50	3 50	9 15		1 50	3 50	9 15		1 50	3 50	
	2 11		10 41	69	Lv. Rock Creek	Ar	11 47		4 06	6 06	11 47		4 06	6 06	11 47		4 06	6 06	
	2 21	3 30	10 52	74	Lv. Pine City	Ar	11 37	4 21	3 56	5 56	11 37	4 21	3 56	5 56	11 37	4 21	3 56	5 56	
	2 33		11 01	80	Lv. Beroun	Ar	11 26		3 45	5 45	11 26		3 45	5 45	11 26		3 45	5 45	
	2 41		11 07	83	Lv. Mission Creek	Ar	11 19		3 36	5 36	11 19		3 36	5 36	11 19		3 36	5 36	
	2 48	3 47	11 13	87	Lv. Hinckley	Ar	11 13	4 04	3 30	5 30	11 13	4 04	3 30	5 30	11 13	4 04	3 30	5 30	
	2 58		11 23	91	Lv. Hinckley	Ar	11 03		3 20	5 20	11 03		3 20	5 20	11 03		3 20	5 20	
	3 09		11 33	91	Lv. Friesland	Ar	10 56		3 09	5 09	10 56		3 09	5 09	10 56		3 09	5 09	
	3 17		11 43	96	Lv. Groningen	Ar	10 49		2 58	4 58	10 49		2 58	4 58	10 49		2 58	4 58	
	3 24		11 51	100	Lv. Finlayson	Ar	10 43		2 49	4 49	10 43		2 49	4 49	10 43		2 49	4 49	
	3 35		12 01	105	Lv. Rutledge	Ar	10 34		2 37	4 37	10 34		2 37	4 37	10 34		2 37	4 37	
	3 43		12 10	109	Lv. Willow River	Ar	10 27		2 29	4 29	10 27		2 29	4 29	10 27		2 29	4 29	
	3 53		12 20	113	Lv. Sturgeon Lake	Ar	10 19		2 18	4 18	10 19		2 18	4 18	10 19		2 18	4 18	
	4 06	4 32	12 33	119	Lv. Moose Lake	Ar	10 08	3 26	2 04	4 04	10 08	3 26	2 04	4 04	10 08	3 26	2 04	4 04	
	4 16		12 43	124	Lv. Barnum	Ar	9 58		1 51	3 51	9 58		1 51	3 51	9 58		1 51	3 51	
	4 29		12 55	130	Lv. Mahtowa	Ar	9 47		1 38	3 38	9 47		1 38	3 38	9 47		1 38	3 38	
	4 39		1 04	134	Lv. Atkinson	Ar	9 39		1 29	3 29	9 39		1 29	3 29	9 39		1 29	3 29	
	4 56	5 01	1 20	141	Lv. Carlton 12, 15	Ar	9 25	2 58	1 13	3 13	9 25	2 58	1 13	3 13	9 25	2 58	1 13	3 13	
	7 10	8 20	5 10	† 1 35	0	Lv. Carlton 12, 15	Ar	9 10	2 50	6 00	8 00	9 10	2 50	6 00	8 00	9 10	2 50	6 00	8 00
	7 20	8 30	5 20	1 47	3	Lv. Scanlon	Ar	8 58	2 38	5 50	7 50	8 58	2 38	5 50	7 50	8 58	2 38	5 50	7 50
	7 30	8 40	5 30	1 56	6	Lv. Cloquet	Ar	8 50	† 2 30	5 40	7 40	8 50	† 2 30	5 40	7 40	8 50	† 2 30	5 40	7 40
		4 56	5 01		141	Lv. Carlton	Ar	8 16	2 56	1 08	3 08	8 16	2 56	1 08	3 08	8 16	2 56	1 08	3 08
	5 06		146		146	Lv. Wrenshall	Ar	8 07		12 56	10 07	8 07		12 56	10 07	8 07		12 56	10 07
	5 40		161		161	Lv. Central Avenue	Ar	7 30		12 15	9 30	7 30		12 15	9 30	7 30		12 15	9 30
	5 52	5 34	165		165	Lv. Superior	Ar	7 16	2 23	12 05	9 16	7 16	2 23	12 05	9 16	7 16	2 23	12 05	9 16
	6 11	5 47	169		169	Lv. West Duluth	Ar	8 39	2 10	11 46	9 39	8 39	2 10	11 46	9 39	8 39	2 10	11 46	9 39
	6 30	6 00	2 23	174	Ar	Duluth	Lv	8 25	2 00	11 30	9 25	8 25	2 00	11 30	9 25	8 25	2 00	11 30	9 25
8 50	† 4 40	2 30	8 50	0	Lv. Cloquet	Ar	1 55	3 45	5 30	7 30	1 55	3 45	5 30	7 30	1 55	3 45	5 30	7 30	
8 58	4 48	2 38	8 58	3	Lv. Scanlon	Ar	1 47	3 30	5 20	7 20	1 47	3 30	5 20	7 20	1 47	3 30	5 20	7 20	
9 10	5 00	2 50	9 10	6	Lv. Carlton 12, 15	Ar	† 1 35	† 3 15	5 10	7 10	† 1 35	† 3 15	5 10	7 10	† 1 35	† 3 15	5 10	7 10	
9 30	Via	Via	1 20	141	Lv. Carlton	Ar	9 25	Via	Via	5 05	9 25	Via	Via	5 05	9 25	Via	Via	5 05	9 25
9 34	Central	Central	1 23	143	Lv. Thomson	Ar	9 15	Central	Central	5 00	9 15	Central	Central	5 00	9 15	Central	Central	5 00	9 15
9 41	Ave.	Ave.	1 29	146	Lv. Brownell	Ar	9 07	Ave.	Ave.	4 54	9 07	Ave.	Ave.	4 54	9 07	Ave.	Ave.	4 54	9 07
9 52			1 38	151	Lv. Short Line Park	Ar	8 57		4 44	6 44	8 57		4 44	6 44	8 57		4 44	6 44	
10 00			1 44	154	Lv. Smithville	Ar	8 48		4 37	6 37	8 48		4 37	6 37	8 48		4 37	6 37	
10 09	6 11	5 47	1 52	157	Lv. West Duluth	Ar	8 39	2 10	11 46	4 30	8 39	2 10	11 46	4 30	8 39	2 10	11 46	4 30	
10 20	6 24		2 05	161	Lv. 20th Avenue	Ar	8 29		11 35	4 20	8 29		11 35	4 20	8 29		11 35	4 20	
	5 50	5 34	2 22	165	Lv. Superior	Ar	8 25	2 23	12 05	4 15	8 25	2 23	12 05	4 15	8 25	2 23	12 05	4 15	
10 25	6 30	6 00	2 10	162	Lv. Duluth	Ar	8 25	2 00	11 30	4 15	8 25	2 00	11 30	4 15	8 25	2 00	11 30	4 15	

Reference Notes: *Daily. †Ex. Sun. ‡Twin City passengers only. bExcept Saturday and Sundays. †Flag stop. ‡From Minneapolis, week-days only; does not run on Sunday. †Sunday only. ‡Lunch.

DULUTH AND FOND DU LAC

191 Daily		189 Ex.Su. Daily		185 Sun.		181 Ex.Su. Daily		Miles	TABLE 14		180 Ex.Su. Daily		184 Sun.		188 Ex.Su. Daily		190 Daily	
5 25	12 05	8 40	6 45	0	Lv. Duluth	Ar	8 09	10 10	1 45	6 55	8 09	10 10	1 45	6 55	8 09	10 10	1 45	6 55
5 29	12 10	8 44	6 49	2	Lv. 20th Ave.	Ar	8 05	10 06	1 40	6 51	8 05	10 06	1 40	6 51	8 05	10 06	1 40	6 51
5 38	12 21	8 54	6 58	5	Lv. West Duluth	Ar	7 56	9 57	1 30	6 42	7 56	9 57	1 30	6 42	7			

DULUTH-SUPERIOR TO NORTH PACIFIC COAST

DULUTH-SUPERIOR AND BRAINERD-STAPLES

59 Daily AM	57 Daily PM	55 Daily AM	Miles	TABLE 15 (Central Time)	56 Daily PM	58 Daily AM	60 Daily PM
9 10	7 30	7 00	0	Lv. Duluth	6 03	8 35	10 10
9 23	7 45	7 16	4	Lv. Superior	5 50	8 21	9 56
9 35	8 00	7 30	8	Central Ave. Sup.	5 38	8 10	9 46
	8 06	7 36	11	Pokegama	5 34	8 05	d
	8 18	7 47	16	Anton	5 25	7 56	d
	8 34	7 55	20	Barker	5 17	7 48	d
	8 42	8 07	23	Wrenshall	5 12	7 42	d
10 09	8 55	8 16	27	Carlton 12, 13	5 05	7 35	9 17
	9 10	8 26	32	Iverson	4 54	7 27	d
	9 25	8 35	37	Sawyer	4 45	7 18	d
	9 37	8 47	44	Corona	4 33	7 07	d
	9 47	8 57	49	Cronwell	4 23	6 57	d
	9 59	9 09	55	Wright	4 12	6 46	d
11 08	10 11	9 21	61	Tamarack	4 01	6 35	8 22
	10 19	9 28	65	Grayling	3 54	6 28	d
11 24	10 29	9 38	70	McGregor	3 45	6 19	8 07
	10 37	9 45	74	Lansford	3 38	6 12	d
	10 46	9 54	79	Kimberly	3 30	6 04	d
	10 57	10 05	85	Rosburg	3 20	5 54	d
11 59	11 09	10 17	91	Aitkin	3 09	5 43	7 33
	11 17	10 26	96	Cedar Lake	3 00	5 35	d
12 16	11 28	10 37	101	Deerwood	2 50	5 25	7 16
	11 36	10 44	105	Klondyke	2 43	5 18	d
	11 46	10 54	111	Loerch	2 33	5 09	d
12 44	12 01	11 08	118	Ar. Brainerd	2 20	4 56	6 48
12 49	12 16	11 15	118	Lv. Brainerd	2 10	4 51	6 48
	12 26	11 23	123	Baxter	2 00	4 43	d
	12 39	11 33	128	Sylvan	1 49	4 33	d
	12 47	11 39	132	Pillager	1 42	4 27	6 26
	12 58	11 48	137	Wheeloek	1 31	4 18	d
	1 06	11 55	140	Motley	1 24	4 12	6 12
	1 17	12 03	144	Hayden	1 16	4 05	d
1 35	1 25	12 10	148	Ar. Staples	1 10	4 00	6 00

3	1	9	Miles	MAIN LINE	10	4	8	2
2 00	3 10	2 15	0	Lv. Staples	12 45	3 48	2 40	5 00
2 29	3 37	2 50	18	Wadena	12 07	3 20	2 01	—
3 37	4 41	4 16	62	Detroit	10 33	—	12 25	3 33
4 56	6 00	5 56	110	Moorhead	8 50	—	10 30	2 13
5 07	6 03	6 00	111	Fargo	8 45	12 49	10 25	2 09
7 55	8 53	7 55	203	Jamestown	—	10 20	6 40	11 38
10 54	11 42	10 54	304	Bismarck	—	7 25	2 34	8 57
11 10	11 38	11 10	751	Billings	—	5 30	—	7 05
7 50	7 20	7 50	987	Ar. Butte	—	9 45	—	11 45
6 55	7 10	6 55	990	Ar. Helena	—	10 10	—	11 10
10 55	10 30	10 55	1109	Missoula	—	6 25	—	8 05
6 55	5 35	6 55	1366	Ar. Spokane	—	8 50	—	10 50
7 00	7 00	7 00	1744	Ar. Portland, via S. P. & S.	—	8 00	—	9 30
11 20	9 55	11 20	1651	Ar. Pasco	—	3 50	—	5 45
8 45	7 00	8 45	1760	Ar. Tacoma	—	7 20	—	9 20
8 45	7 00	8 45	1763	Ar. Seattle	—	7 30	—	9 30

ASHLAND AND DULUTH-SUPERIOR

53 Daily PM	51 Daily AM	Miles	TABLE 16 (Central Time)	52 Daily PM	54 Daily AM
4 40	8 45	0	Lv. Ashland	5 55	11 15
4 50	8 55	5	Ashland Jct.	5 41	11 00
5 02	9 08	10	Moquah	5 28	10 49
5 15	9 22	16	Ino	5 15	10 39
5 19	9 26	18	Spider	5 12	10 31
5 31	9 39	24	Topside	5 00	10 18
5 42	9 48	28	Iron River 19	4 50	10 08
5 52	9 58	32	Muskeg	4 41	9 58
5 58	10 04	35	Tarter	4 35	9 53
6 01	10 07	36	Brule	4 32	9 50
6 09	10 15	40	Bellwood	4 24	9 42
6 13	10 18	41	Blueberry	4 21	9 39
6 18	10 24	44	Maple	4 16	9 34
6 21	10 28	45	Wiehe	4 13	9 30
6 27	10 35	48	Poplar	4 07	9 24
6 32	10 41	50	Wentworth	4 02	9 19
6 38	10 49	53	Amnicon Falls	3 55	9 12
6 45	10 57	57	Cutter	3 48	9 05
6 49	11 02	59	Parkdale	3 45	9 01
6 55	11 10	62	Allouez	3 39	8 55
7 00	11 15	63	East End	3 35	8 50
7 10	11 25	67	Central Ave.	3 25	8 40
7 20	11 35	71	Ar. Superior	3 14	8 28
7 35	11 50	75	Ar. Duluth	3 00	8 15

MINNESOTA AND INTERNATIONAL SERVICE

ST. PAUL-BRAINERD-BEMIDJI AND INTERNATIONAL FALLS

11 Daily PM	9 Daily AM	Miles	TABLE 17 (Central Time)	10 Daily PM	12 Daily AM
6 10	8 48	0	NORTHERN PACIFIC RY.	6 00	8 50
6 50	9 25	10	Lv. St Paul	5 25	8 20
10 15	12 30	107	Lv. Minneapolis	2 30	5 15
	31 Ex. Su.		Ar. Little Falls		
	10 25	1 10	Lv. Little Falls	1 55	5 10
	10 38	1 26	Belle Prairie	1 42	4 57
	10 45	1 35	Topeka	1 35	4 50
	10 56	1 46	Fort Ripley	1 24	4 39
	11 07	1 57	Lennox	1 13	4 28
	11 14	2 04	Crow Wing	1 06	4 21
	11 18	2 08	Barrows	1 02	4 17
	11 30	2 20	Ar. Brainerd	12 50	4 05
	7 30	9 10	Lv. Duluth	6 08	8 35
	7 45	9 23	Lv. Superior	5 50	8 21
	12 01	12 44	Ar. Brainerd	2 20	4 56
	33 Daily	31 Ex. Su.	MINN. & INTERNATIONAL RY.	32 Ex. Su.	34 Daily
12 15	2 40	139	Lv. Brainerd	11 05	3 35
	2 45	140	West Brainerd	11 00	—
	3 02	149	Merrifield	10 42	3 07
	12 50	3 12	Hubert	10 31	2 57
	12 55	3 16	Nisswa	10 26	2 52
	1 05	3 30	Pequot	10 13	2 40
	1 15	3 37	Jenkins	10 06	2 32
	1 30	3 50	Pine River	9 54	2 20
	—	4 01	Mildred	9 44	—
	2 00	4 12	Backus	9 32	2 00
	2 14	4 28	Hackensack	9 17	1 45
	—	4 44	Cyphers	9 01	—
	2 38	4 52	Ah-gwah-ching	8 52	1 15
	2 46	5 01	Walker	8 45	1 08
	—	5 16	Benedict	8 26	12 48
	3 13	5 26	Laporte	8 14	12 37
	—	5 40	Guthrie	8 02	12 22
	—	5 50	Nary	7 53	12 10
	4 00	6 10	Ar. Bemidji	7 35	11 45
	4 46	6 41	Lavinia	7 05	11 10
	4 57	6 53	Turtle River	6 50	10 59
	5 13	7 09	Tenstrike	6 35	10 44
	5 19	7 16	Hines	6 25	10 37
	5 31	7 28	Blackduck	6 10	10 25
	5 50	7 50	Funkley	5 55	10 10
	—	8 30	Ar. Kelliher	5 20	—
	6 12	275	Northome	—	9 45
	6 26	280	Mizpah	—	9 39
	6 37	285	Gemmill	—	9 18
	7 01	298	Margie	—	8 52
	7 22	306	Big Falls	—	8 30
	7 28	307	Grand Falls	—	8 23
	7 28	307	Grand Falls	—	8 23
	7 38	311	Waukanha	—	8 10
	7 47	315	Wisner	—	8 00
	8 06	325	Littlefork	—	7 38
	8 27	332	Nakoda	—	7 18
	8 45	341	Ar. International Falls	—	7 00

Reference Notes:

*Daily. †Daily, except Sunday. aWill stop to discharge sleeping car passengers only from points between Duluth and Staples. Coach passengers will be handled on No. 7. See table No. 1. bStops to discharge passengers from Duluth, Superior or east. cTrain No. 53 will be held 45 minutes at Staples to make connections with trains No. 4 and 8. dStops to discharge passengers from Fargo and points west and from points on the Red River branch.

P. M. time shown in bold face type. A. M. time shown in light face.

CUYUNA NORTHERN BRANCH

Mixed	Mixed	Miles	TABLE 18 (Central Time)	Mixed	Mixed
737	739			738	740
Ex. Su.	Ex. Su.			Ex. Su.	Ex. Su.
7 30	10 40	0	Lv. Deerwood	10 20	2 40
7 45	10 55	4	Ironton	10 05	2 25
8 00	11 10	8	Ar. Trommald	9 40	2 10

DULUTH-IRON RIVER AND CODA

54 Daily PM	Miles	TABLE 19 (Central Time)	53 Daily AM
8 15	0	Lv. Duluth	7 35
8 28	4	Lv. Superior	7 20
10 08	47	Ar. Iron River	5 42
Freight 96		WASHBURN BRANCH	Freight 95
Mo. Wed. Fri.			Mo. Wed. Fri.
10 15	0	Lv. Iron River	11 20
10 30	4	Bena	11 10
10 42	8	Slow Bridge	11 00
10 45	10	Ar. Coda	10 55

Northern Pacific Lines in Minnesota and Manitoba

ST. PAUL-MINNEAPOLIS, GRAND FORKS-WINNIPEG

55 Daily AM	13 Daily AM	Miles	TABLE 20 (Central Time)	14 Daily PM	60 Daily PM
	8 30	0	Lv. St. Paul	10 00	
	9 05	10	Lv. Minneapolis	9 30	
	10 47	76	Lv. St. Cloud	7 39	
	11 32	107	Lv. Little Falls	6 50	
	12 20	141	Ar. Staples	5 58	
	7 00	0	Lv. Duluth	10 10	
	7 16	4	Lv. Superior	9 56	
	12 10	148	Ar. Staples	6 00	
	12 52	159	Lv. Wadena	5 19	
	2 00	203	Lv. Detroit	4 06	
	a 2 35	224	Ar. Manitoba Jct.	b 3 30	
122 Ex.Su.				9 Daily	3 Daily
1 10	0		Lv. Fargo	6 00	4 59
1 13	1		Lv. Moorhead	5 56	4 55
2 09	28		Ar. Manitoba Jct.	4 57	4 08
Mixed 129 Tu. Th. Sat.				Mixed 130 Tu. Th. Sat.	
	a 2 37	224	Lv. Manitoba Jct.	b 3 30	
	2 48	229	Lv. Hitterdal	3 17	
	3 03	236	Lv. Slyn	3 02	
	3 16	243	Lv. Slyn	2 49	
	3 27	249	Lv. Twin Valley	2 38	
	3 43	256	Lv. Flaming	2 23	
	f 3 55	262	Lv. Fertile	f 2 11	
	4 06	268	Ar. Fertile	2 00	
PM				PM	
4 16	0		Lv. Fertile	12 10	
4 34	6		Lv. Lee	f 11 48	
4 55	12		Lv. Tilden Jct.	11 26	
5 09	16		Lv. Delorme	f 11 08	
5 20	20		Lv. Perant	10 56	
5 35	24		Lv. Red Lake Falls	10 38	
5 55	33		Lv. Dorothy	f 9 24	
6 11	41		Lv. G. N. Crossing	f 9 09	
6 45	45		Lv. Burlington	8 55	
7 06	49		Lv. Key West	8 30	
7 30	55		Lv. Carthage Jct.	8 15	
7 45	60		Lv. East Grand Forks	8 10	
7 50	61		Ar. Grand Forks	8 10	
	4 06	268	Lv. Fertile	2 00	
	f 4 22	276	Lv. Melvin	f 1 44	
	4 30	281	Lv. Kankel	f 1 35	
	f 4 36	284	Lv. Harold	f 1 29	
	4 50	291	Lv. Crookston	f 1 15	
	f 5 03	298	Lv. Hixon	f 1 02	
	f 5 10	302	Lv. Freeman	f 12 54	
	f 5 21	307	Lv. Davidson	f 12 44	
	f 5 32	313	Lv. Carthage Jct.	f 12 34	
	f 5 47	318	Lv. East Grand Forks, Minn	12 25	
	f 5 52	319	Lv. Grand Forks, No. Dak	12 15	
	f 6 03	323	Lv. Bolack	f 12 02	
	f 6 13	329	Lv. Kelley	f 11 52	
	f 6 26	335	Lv. Meckinock	11 40	
	f 6 37	340	Lv. Honeyford	11 29	
	6 44	344	Lv. Gilby	11 22	
	f 6 53	348	Lv. Johnstown	f 11 13	
	f 7 03	353	Lv. Forest River	11 04	
	f 7 15	358	Lv. Voss	10 52	
	f 7 24	362	Lv. Kellogg	f 10 43	
	f 7 32	368	Lv. Grafton	10 35	
	f 7 46	375	Lv. Cashel	10 21	
	f 7 53	378	Lv. Herrick	f 10 14	
	f 8 03	383	Lv. Drayton	10 04	
	f 8 13	388	Lv. Pittsburg	f 9 55	
	f 8 21	392	Lv. Bovesmont	9 48	
	f 8 32	397	Lv. Fleece	f 9 39	
	8 42	401	Lv. Joliette	9 31	
	f 8 50	405	Lv. McArthur	f 9 24	
	9 05	412	Ar. Pembina No. Dak	9 10	
	9 23	415	Lv. Emerson Jct., Man. Ar	9 00	
	9 38	426	Lv. Letellier	8 46	
	9 54	436	Lv. St. Jean B Tiste	8 30	
	10 06	439	Lv. Morris	8 18	
	f 10 35	450	Lv. St. Arathe	f 7 49	
	f 10 48	467	Lv. Cartier	f 7 34	
	11 09	479	Lv. Portage Jct.	7 10	
	11 20	481	Ar. Winnipeg	7 00	

ST. PAUL-MINNEAPOLIS AND LITTLE FALLS-MORRIS

55 Daily	9 Daily	Miles	TABLE 21 (Central Time)	10 Daily	56 Daily
	8 48	0	Lv. St. Paul	6 00	
	9 25	10	Lv. Minneapolis	5 25	
	12 30	107	Ar. Little Falls	2 30	
	7 00	0	Lv. Duluth		6 08
	7 16	4	Lv. Superior		5 50
	11 08	118	Ar. Brainerd		2 20
	† 1 55		Ar. Little Falls		1 15
707 Frt. Ex. Su.	29 Ex. Sun.	Miles	MORRIS BRANCH	30 Ex. Sun.	708 Frt. Ex. Su.
9 00	2 35	0	Lv. Little Falls	11 50	2 30
9 30	2 56	8	Lv. Plensburg	11 30	1 59
9 54	3 13	15	Lv. Swanville	11 13	1 33
10 11	3 24	20	Lv. Burtrum	11 02	1 16
10 27	3 35	24	Lv. Grey Eagle	10 51	12 59
f 10 42	3 44	28	Lv. Ward Springs	10 42	f 12 46
f 10 52	3 50	30	Lv. Spaulding	f 10 36	f 12 37
11 55	4 04	36	Lv. Sauk Centre	10 21	12 10
f 12 15	4 17	42	Lv. Stiles	f 10 08	f 11 17
12 38	4 31	47	Lv. Westport	9 54	10 56
12 58	4 43	52	Lv. Villard	9 42	10 38
1 26	5 00	59	Lv. Glenwood	9 25	10 13
2 02	5 22	68	Lv. Starbuck	9 03	9 41
f 2 27	5 37	73	Lv. New Prairie	8 48	f 9 18
f 2 44	5 47	78	Lv. Cyrus	8 38	9 03
3 20	6 10	87	Ar. Morris	8 15	8 30

ST. PAUL-MINNEAPOLIS AND FERGUS FALLS-WAHPETON-OAKES

59 Daily	9 Daily	Miles	TABLE 22 (Central Time)	10 Daily	56 Daily
	8 48	0	Lv. St. Paul	6 00	
	9 25	10	Lv. Minneapolis	5 25	
	2 05	141	Ar. Staples	1 05	
9 10	0		Lv. Duluth		6 08
9 23	4		Lv. Superior		5 50
1 35	11 1	148	Ar. Staples	1 12	1 10
	Ex. Sun.			Ex. Sun.	
	2 20	0	Lv. Staples	12 30	
	2 34	7	Lv. Aldrich	12 17	
	2 42	11	Lv. Verdale	12 09	
			Fergus Falls and Black Hills Branch		
	2 55	0	Lv. Wadena	11 56	
	3 17	10	Lv. Deer Creek	11 28	
	f 3 25	14	Lv. Parkton	f 11 20	
	3 34	18	Lv. Henning	11 11	
	3 47	24	Lv. Vining	10 57	
	3 58	29	Lv. Clithral	10 46	
	4 08	33	Lv. Battle Lake	10 36	
	4 26	41	Lv. Underwood	10 18	
	f 4 36	46	Lv. Wall Lake	f 10 08	
	4 51	52	Lv. Fergus Falls	9 55	
	f 4 06	58	Lv. French	f 9 40	
	5 17	63	Lv. Foxhome	9 28	
	5 28	68	Lv. Everdell	9 17	
	f 5 35	71	Lv. Watasco	f 9 10	
	5 46	77	Lv. Breckenridge, Minn	8 58	
	5 51	78	Lv. Wahpeton, N. D	8 54	
	f 6 01	82	Lv. Stevenson	f 8 44	
	f 6 07	85	Lv. Farmington	f 8 39	
	f 6 15	88	Lv. Fairview Jct.	f 8 32	
Mixed 755 Thur.					Mixed 756 Thur.
12 10		0	Lv. Fairview Jct.		1 40
12 45		9	Lv. Great Bend		1 05
	6 21	91	Lv. Mooreton	8 26	
	6 33	97	Lv. Barney	8 13	
	6 47	103	Lv. Wyndmere	8 00	
	7 11	113	Lv. De Lamere	7 40	
	f 7 25	119	Lv. Milnor	7 27	
	f 7 39	124	Lv. Hoving	f 7 14	
	f 7 51	129	Lv. Gwinner	7 04	
	8 08	136	Lv. Stirum	6 49	
	8 26	143	Lv. Crete	6 33	
	f 8 35	147	Lv. Janet	f 6 24	
	8 50	151	Ar. Oakes	6 15	

†Stops on flag.
REFERENCE NOTES
 aTrain No. 13 will stop at any station between Minneapolis and Manitoba Jct. to pick up passengers for points north of Manitoba Jct., and will get from Train No. 122 at Manitoba Jct., passengers destined to points north of Manitoba Jct.
 bTrain No. 14 makes all stops between Manitoba Jct. and St. Paul to discharge passengers from north of Manitoba Jct., connects at Manitoba Jct., and will deliver to Train No. 9, all passengers destined to points west of Manitoba Jct., and to No. 3 at Manitoba Jct., passengers for points where No. 3 is scheduled to stop.

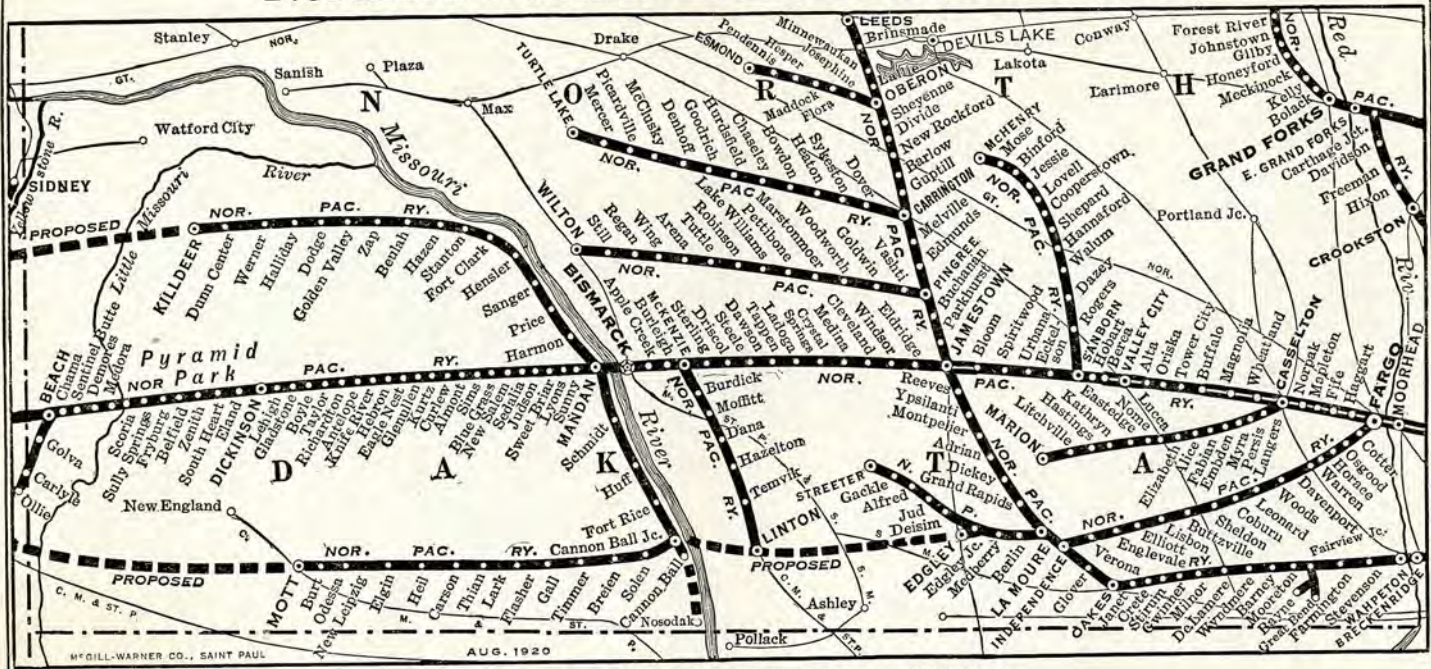


GARDINER GATEWAY
Northern Entrance to
YELLOWSTONE PARK
reached only via
NORTHERN PACIFIC RY.



DOUBLE TRACK
PROPOSED LINES

Northern Pacific Lines in North Dakota



SERVICE SHOWN IN TABLES 22-23-24-25-26-27-28-29-30-31.

ST. PAUL-MINNEAPOLIS AND FERGUS FALLS-WAHPETON-OAKES

59 Daily	9 Daily	Miles	TABLE 22 (Central Time)	10 Daily	56 Daily
8 48	0		Lv. St. Paul	6 00	
9 25	10		Lv. Minneapolis	5 25	
2 05	141		Ar. Staples	1 05	
9 10	0		Lv. Duluth	6 08	
9 23	4		Lv. Superior	5 50	
1 35	148		Ar. Staples	1 10	
1 11 Ex. Sun. PM			MAIN LINE		
2 20	0		Lv. Staples	12 30	
2 34	7		Lv. Aldrich	12 17	
2 42	11		Lv. Verndale	12 09	
2 55	0		FERGUS FALLS AND BLACK HILLS BRANCH		
3 17	10		Lv. Wadena	11 56	
3 25	14		Lv. Deer Creek	11 28	
3 34	18		Lv. Parkton	11 20	
3 47	24		Lv. Henning	11 11	
3 58	29		Lv. Vining	10 57	
4 03	33		Lv. Clitheral	10 46	
4 26	41		Lv. Battle Lake	10 36	
4 36	46		Lv. Underwood	10 18	
4 51	52		Lv. Wall Lake	10 08	
5 06	58		Lv. Fergus Falls	9 55	
5 17	63		Lv. French	9 40	
5 28	68		Lv. Foxhome	9 28	
5 35	71		Lv. Everdell	9 17	
5 46	77		Lv. Watoso	9 10	
5 51	78		Lv. Breckenridge, Minn.	8 58	
6 01	82		Lv. Wahpeton, N. D.	8 54	
6 07	85		Lv. Stevenson	8 44	
6 15	88		Lv. Farmington	8 39	
6 21	91		Lv. Fairview Jct.	8 32	
6 33	97		Lv. Mooreton	8 26	
6 47	103		Lv. Barney	8 13	
7 11	113		Lv. Wyndmere	8 00	
7 25	119		Lv. De Lamere	7 40	
7 39	124		Lv. Milnor	7 27	
7 51	129		Lv. Hoving	7 14	
8 08	136		Lv. Gwinner	7 04	
8 26	143		Lv. Sturim	6 49	
8 35	147		Lv. Crete	6 33	
8 50	151		Lv. Janet	6 24	
			Lv. Oakes	6 15	

ST. PAUL-MINNEAPOLIS-FARGO AND LA MOURE-EDGELEY

57 Daily	7 Daily	Miles	TABLE 23 (Central Time)	8 Daily	58 Daily
10 35	0		Lv. St. Paul	7 39	
11 15	10		Lv. Minneapolis	7 05	
7 25	252		Ar. Fargo	10 25	
7 30	0		Lv. Duluth	8 35	
7 45	4		Lv. Superior	8 21	
1 25	148		Ar. Staples	4 00	
6 03	259		Ar. Fargo	10 25	
Gas Car Daily	139 Ex. Sun.		FARGO AND SOUTHWESTERN BRANCH		
PM 5 10	AM 8 25	0	Lv. Fargo	7 30	10 30
5 21	8 37	4	Lv. Cotter	7 18	10 18
5 26	8 42	6	Lv. Osgood	7 13	10 13
5 36	8 52	11	Lv. Horace	7 03	10 03
5 49	9 06	16	Lv. Warren	6 50	9 50
5 57	9 13	20	Lv. Davenport	6 42	9 42
6 10	9 28	26	Lv. Woods	6 28	9 28
6 20	9 36	29	Lv. Leonard	6 20	9 19
6 35	9 50	36	Lv. Coburn	6 04	9 04
6 50	10 03	42	Lv. Sheldon	5 48	8 49
7 13	10 24	51	Lv. Butzville	5 26	8 29
7 27	10 37	56	Lv. Lisbon	5 10	8 15
	10 58	64	Lv. Elliott	4 48	
	11 12	69	Lv. Englevale	4 36	
	11 33	77	Lv. Verona	4 17	
1 54 Ex. Sun.	11 50	83	Ar. Independence	4 00	
11 55		0	Lv. Independence		4 00
12 40	15		Lv. Oakes		3 20
12 05	88		Ar. La Moure	3 42	
12 35	88		Lv. La Moure	3 42	
1 00	98		Lv. Berlin	3 15	
1 15	104		Lv. Medberry	3 00	
1 35	110		Ar. Edgeley	2 45	
Mixed 143 Ex. Sun.			STREETER BRANCH		
2 25	110		Lv. Edgeley	11 59	
2 50	118		Lv. Deisem	11 27	
3 14	125		Lv. Jud	11 00	
3 33	133		Lv. Alfred	10 34	
3 52	140		Lv. Gackle	10 09	
4 20	151		Ar. Streeter	9 30	

ST. PAUL-MINNEAPOLIS AND FARGO-CASSELTON-MARION

57 Daily	7 Daily	Miles	TABLE 24 (Central Time)	8 Daily	58 Daily
10 35	0	Lv. St. Paul	Ar. 7 39		
11 15	10	Lv. Minneapolis	Ar. 7 05		
7 30	252	Ar. Fargo	Lv. 10 25		
7 45	0	Lv. Duluth	Ar. 8 35		
1 25	4	Lv. Superior	Ar. 8 21		
6 03	137	Ar. Staples	Lv. 4 00		
	259	Ar. Fargo	Lv. 10 25		
	0	Lv. Fargo	Ar. 5 39		
	5	Lv. Haggart	Ar. 5 20		
	8	Lv. Fife	Ar. 5 16		
	12	Lv. Mapleton	Ar. 5 08		
	14	Lv. Norpak	Ar. 5 04		
	19	Lv. Casselton	Ar. 4 55		
	21	Lv. Langers	Ar. 4 50		
	25	Lv. Myra	Ar. 4 40		
	32	Lv. Embden	Ar. 4 25		
	36	Lv. Fabian	Ar. 4 13		
	38	Lv. Alice	Ar. 4 08		
	44	Lv. Elizabeth	Ar. 3 52		
	47	Lv. Lucca	Ar. 3 44		
	52	Lv. Nome	Ar. 3 31		
	56	Lv. Eastedge	Ar. 3 19		
	60	Lv. Kathryn	Ar. 3 07		
	67	Lv. Hastings	Ar. 2 49		
	72	Lv. Litchville	Ar. 2 35		
	79	Ar. Marion	Lv. 2 15		

Reference Notes.
/ Stops on flag.
P. M. time shown in bold face type.
A. M. time shown in light face type.

SANBORN AND COOPERSTOWN-McHENRY

141 Daily	Ex. Sun.	Miles	TABLE 25 (Central Time)	142 Ex. Sun.	Daily
10 15	0	Lv. Valley City	Ar. 6 05		
10 42	0	Lv. Sanborn	Ar. 5 40		
11 08	10	Lv. Rogers	Ar. 5 14		
11 29	18	Lv. Dazey	Ar. 4 53		
11 43	24	Lv. Walum	Ar. 4 39		
11 52	27	Lv. Hannaford	Ar. 4 30		
12 07	33	Lv. Shepard	Ar. 4 14		
12 17	37	Lv. Cooperstown	Ar. 4 04		
12 27	41	Lv. Lovell	Ar. 3 54		
12 41	46	Lv. Jessie	Ar. 3 40		
12 54	51	Lv. Binford	Ar. 3 26		
1 08	57	Lv. Mose	Ar. 3 12		
1 25	63	Ar. McHenry	Lv. 2 55		

Reference Notes.
P. M. time shown in bold face type.
A. M. time shown in light face type.

ST. PAUL-MPLS.-DUL.-SUPR.-CARRINGTON AND ESMOND-LEEDS

57 Daily	7 Daily	Miles	TABLE 26 (Central Time)	8 Daily	58 Daily
10 35	0	Lv. St. Paul	Ar. 7 39		
11 15	10	Lv. Minneapolis	Ar. 7 05		
165 Ex. Sun.	0	Lv. Duluth	Ar. 8 35		
7 30	4	Lv. Superior	Ar. 8 21		
7 45	361	Ar. Jamestown	Lv. 6 40		
11 50	0	Lv. Jamestown	Ar. 4 00		
12 07	6	Lv. Parkhurst	Ar. 3 41		
12 26	13	Lv. Buchanan	Ar. 3 24		
12 46	21	Lv. Pingree 27	Ar. 3 05		
	28	Lv. Edmunds	Ar. 2 49		
	35	Lv. Melville	Ar. 2 32		
	44	Ar. Carrington	Lv. 2 10		
	0	Lv. Carrington	Ar. 12 50		
	7	Lv. Dover	Ar. 12 29		
	13	Lv. Sykeston	Ar. 12 14		
	20	Lv. Heaton	Ar. 11 56		
	27	Lv. Bowdon	Ar. 11 36		
	33	Lv. Chaseley	Ar. 11 22		
	38	Lv. Hurdfield	Ar. 11 09		
	47	Lv. Goodrich	Ar. 10 45		
	54	Lv. Denhoff	Ar. 10 28		
	63	Lv. McClusky	Ar. 10 05		
	69	Lv. Picardville	Ar. 9 49		
	76	Lv. Mercer	Ar. 9 32		
	84	Ar. Turtle Lake	Lv. 9 10		
	48	Lv. Guptill	Ar. 1 48		
	52	Lv. Barlow	Ar. 1 39		
	60	Lv. New Rockford	Ar. 1 20		
	71	Lv. Sheyenne	Ar. 12 53		
	79	Ar. Oberon	Lv. 12 32		
	0	Lv. Oberon	Ar. 11 20		
	5	Lv. Josephine	Ar. 10 58		
	10	Lv. Flora	Ar. 10 43		
	15	Lv. Maddock	Ar. 10 27		
	20	Lv. Hesper	Ar. 10 12		
	24	Lv. Pendennis	Ar. 10 00		
	28	Ar. Esmond	Lv. 9 50		
	83	Lv. Lallie	Ar. 12 22		
	90	Lv. Minnewaukan	Ar. 12 05		
	99	Lv. Brinsmade	Ar. 11 44		
	108	Ar. Leeds	Lv. 11 20		

TWIN CITIES-JAMESTOWN AND WILTON

7 Daily	165 Ex. Sun.	Miles	TABLE 27 (Central Time)	166 Ex. Sun.	8 Daily
10 35	0	Lv. St. Paul	Ar. 7 39		
11 15	10	Lv. Minneapolis	Ar. 7 05		
	0	Lv. Jamestown	Ar. 1 50 PM		
	0	Lv. Pingree 26	Ar. 12 54		
	9	Lv. Vashti	Ar. 12 25		
	15	Lv. Goldwin	Ar. 12 09		
	21	Lv. Woodworth	Ar. 11 57		
	32	Lv. Pettibon	Ar. 11 29		
	37	Lv. Lake Williams	Ar. 11 17		
	45	Lv. Robinson	Ar. 10 58		
	55	Lv. Tuttle	Ar. 10 34		
	63	Lv. Arena	Ar. 10 11		
	69	Lv. Wing	Ar. 9 59		
	81	Lv. Regan	Ar. 9 30		
	85	Lv. Still	Ar. 9 17		
	93	Ar. Wilton	Lv. 9 00		

ST. PAUL-MPLS.-DUL.-SUPR.-LA MOURE AND OAKES—VIA JAMESTOWN

57 Daily	1 Daily	Miles	TABLE 28 (Central Time)	8 Daily	58 Daily
10 35	0	Lv. St. Paul	Ar. 7 39		
11 15	10	Lv. Minneapolis	Ar. 7 05		
7 30	0	Lv. Duluth	Ar. 8 35		
7 45	4	Lv. Superior	Ar. 8 21		
	0	Lv. Jamestown	Ar. 6 25		
	7	Lv. Reeves	Ar. 6 02		
	13	Lv. Ypsilanti	Ar. 5 48		
	19	Lv. Montpelier	Ar. 5 33		
	26	Lv. Adrian	Ar. 5 14		
	33	Lv. Dickey	Ar. 4 57		
	41	Lv. Grand Rapids	Ar. 4 36		
	49	Lv. La Moure	Ar. 4 17		
	54	Lv. Independence	Ar. 4 00		
	61	Lv. Glover	Ar. 3 40		
	69	Ar. Oakes	Lv. 3 20		

McKENZIE AND LINTON

Mixed 175 Ex. Sun.	TABLE 29	Mixed 176 Ex. Sun.
3 20	Lv. McKenzie	Ar. 12 30
3 40	Lv. Burdick	Ar. 12 05
3 55	Lv. Moffitt	Ar. 11 50
4 20	Lv. Dana	Ar. 11 25
4 50	Lv. Hazelton	Ar. 11 00
5 20	Lv. Temwik	Ar. 10 25
5 50	Lv. Linton	Ar. 10 00

MANDAN, NEW LEIPZIG AND MOTT

161 Ex. Sun. PM	Miles	TABLE 30 (Mountain Time)	162 Ex. Sun. AM
3 10	0	Lv. Mandan	Ar. 12 30
3 40	13	Lv. Schmidt	Ar. 11 56
3 57	20	Lv. Huff	Ar. 11 38
4 15	28	Lv. Fort Rice	Ar. 11 19
4 39	37	Lv. Cannon Ball	Ar. 10 58
5 07	47	Lv. Solen	Ar. 10 27
5 25	54	Lv. Breien	Ar. 10 10
5 34	59	Lv. Timmer	Ar. 10 01
6 05	72	Lv. Flasher	Ar. 9 30
6 26	80	Lv. Lark	Ar. 9 09
6 51	90	Lv. Carson	Ar. 8 46
7 07	97	Lv. Heil	Ar. 8 30
7 25	104	Lv. Elgin	Ar. 8 13
7 39	110	Lv. New Leipzig	Ar. 8 00
7 48	114	Lv. Odessa	Ar. 7 51
8 04	120	Lv. Burt	Ar. 7 36
8 25	129	Ar. Mott	Lv. 7 15

Mountain Time, one hour earlier than Central Time.

Mountain Time, one hour earlier than Central Time.

MANDAN, STANTON AND KILLDEER

163 Ex. Sun. PM	Miles	TABLE 31 (Mountain Time)	164 Ex. Sun. AM
3 30	0	Lv. Mandan	Ar. 12 15
3 57	11	Lv. Harmon	Ar. 11 44
4 22	21	Lv. Price	Ar. 11 19
4 39	28	Lv. Sanger	Ar. 11 02
4 58	36	Lv. Hensler	Ar. 10 44
5 19	44	Lv. Fort Clark	Ar. 10 23
5 41	53	Lv. Stanton	Ar. 10 01
6 10	65	Lv. Hazen	Ar. 9 32
6 30	74	Lv. Beulah	Ar. 9 17
6 47	81	Lv. Zap	Ar. 8 55
7 04	88	Lv. Golden Valley	Ar. 8 28
7 20	95	Lv. Dodge	Ar. 8 04
7 38	102	Lv. Halliday	Ar. 7 50
7 52	108	Lv. Werner	Ar. 7 31
8 11	115	Lv. Dunn Center	Ar. 7 15
8 30	122	Ar. Killdeer	Lv. 7 15

Mountain Time, one hour earlier than Central Time.

Mountain Time, one hour earlier than Central Time.

Missoula

and the

State University of Montana

State University of Montana
Summer Quarter

June 22 Quarter Begins

July 4 Holiday

August 21 Quarter Ends

Teachers' and graduates' courses in the College of Arts and Sciences, specialized instruction in the professional schools, lectures, music, and the best in current drama by the Montana Masquers, these make your vacation richly worth-while. Write for the bulletin of the summer quarter.



MISSOULA, "The City of Five Valleys," is in the heart of the Montana Rockies. North, south, east and west, all its roads lead in less than an hour's ride to country so wild and beautiful that it rests, invigorates and inspires the spirit.

Missoula is the home of the State University of Montana. Here students may have a wonderful vacation while they are working. Camping, fishing, mountaineering, horseback riding, week-end excursions! Make your vacation count this summer!

Missoula and the State University of Montana
are commended to you for your 1925 Summer

Northern Pacific Railway

A. B. SMITH, Passenger Traffic Manager, St. Paul, Minn.

"Come On!" - to Duluth

JULY 20 - 25

1925

EXPOSITION of PROGRESS

DEVOTED TO THE
INDUSTRIAL
AGRICULTURAL
AND RECREATIONAL
ADVANCEMENT OF
THE MINNESOTA
ARROWHEAD COUNTRY



INDUSTRIAL HALL


DULUTH
GATEWAY TO THOUSANDS OF LAKES
RESORTS, ETC. A MECCA FOR TOUR-
ISTS IMMENSE DEPOSITS OF IRON
AND COPPER IN THE VICINITY LARGE
FLOUR AND LUMBER MILLS. STOCK
YARDS AND COLD STORAGE EXTEN-
SIVE TRADE IN IRON ORE. IRON
AND STEEL MANUFACTURING. LARGE
SHIPPING TRADE IN LUMBER. WHEAT
FLOUR GARMENTS. WOOL HIDES
TREMENDOUS WHOLESALE BUSINESS



RECREATIONAL PALACE



MECHANICAL BLDG.



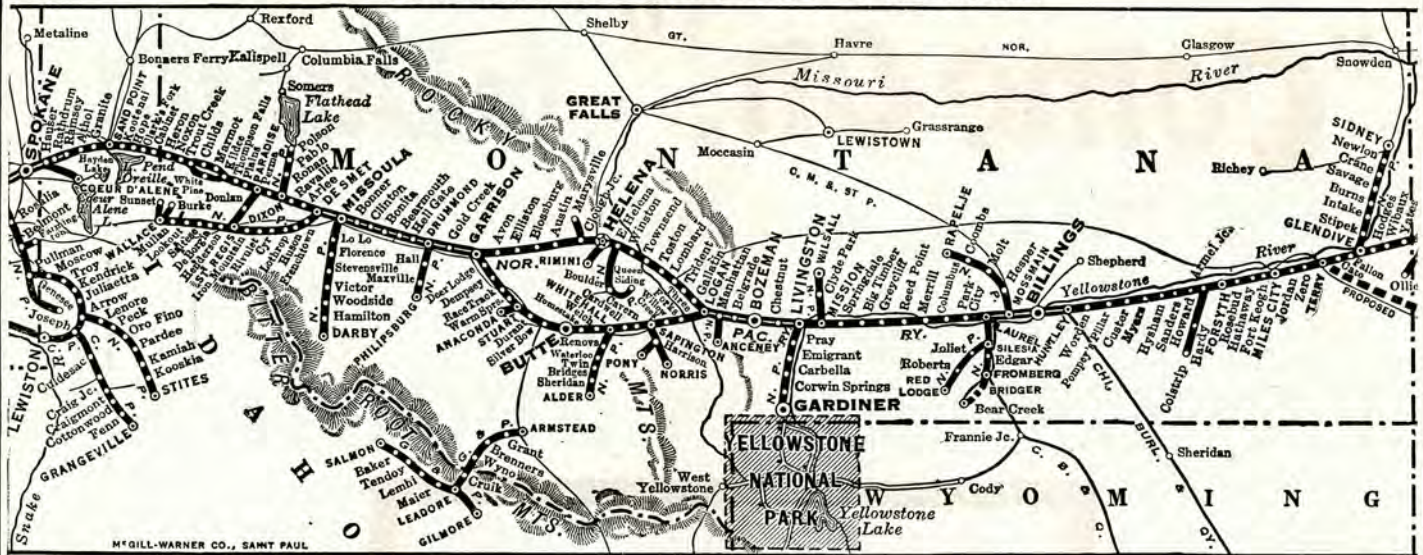
Northern Pacific Service—Twin Cities—Duluth

NORTHBOUND NO. 62	LAKE SUPERIOR LIMITED		NO. 66	SOUTHBOUND NO. 61	LAKE SUPERIOR LIMITED		NO. 65
Lv. Minneapolis 8:10 A. M.	1:30 P. M.	11:20 P. M.	Lv. Duluth 8:25 A. M.	2:00 P. M.	11:30 P. M.		
Lv. St. Paul 8:50 A. M.	2:00 P. M.	11:59 P. M.	Ar. St. Paul 1:45 P. M.	5:55 P. M.	6:20 A. M.		
Ar. Duluth 2:10 P. M.	6:00 P. M.	6:30 A. M.	Ar. Minneapolis 2:25 P. M.	6:30 P. M.	7:00 A. M.		

Lake Superior Limited carries Observation Cafe Car, Parlor Car, Coaches. Trains 61 and 62 carry Observation Cafe Cars and Coaches. Trains 65 and 66 carry Sleeping Cars and Coaches.

For information address A. B. Smith, P. T. M., St. Paul, Minn.

Northern Pacific Lines in Montana



BEACH AND OLLIE

Mixed 199 Ex. Sun.	Miles	TABLE 32 (Mountain Time)	Mixed 200 Ex. Sun.
1 30	0	Lv. Beach	10 15
2 20	13	Goiva, No. Dak.	9 25
2 55	21	Carlyle, Mont.	8 50
3 15	26	Ar. Ollie	8 30

GLENDIVA AND SIDNEY

Mixed 202 Ex. Sun.	Miles	SIDNEY BRANCH TABLE 33 (Mountain Time)	Mixed 201 Ex. Sun.
8 00	0	Lv. Glendive	3 30
8 30	11	Stipek	2 50
8 57	21	Intake	2 25
9 20	29	Burns	2 05
9 37	35	Savage	1 50
9 55	39	Hoffmanville	1 38
10 15	45	Crane	1 26
10 35	51	Newton	1 11
11 00	55	Ar. Sidney	1 00

BILLINGS AND CENTRAL MONTANA BRANCH

Miles	TABLE 34
0	Billings
4	Spur No. 1
8	Spur No. 3
14	Shepherd

LAUREL-MOSSMAIN AND RAPELJE

Mixed 827 Tu, Th. and Sat.	Miles	TABLE 35 (Mountain Time)	Mixed 828 Tu, Th. and Sat.
9 45	0	Lv. Laurel	4 00
10 00	5	Mossmain	3 40
10 17	13	Hesper	3 30
10 52	23	Wickett	3 15
11 15	29	Coombs	2 43
11 43	37	Molt	2 23
12 30	47	Wheat Basin	1 58
		Ar. Rapelje	1 25

BILLINGS AND RED LODGE

207 Daily	Miles	TABLE 37 (Mountain Time)	208 Daily
9 15	0	Lv. Billings	5 20
9 30	6	Yegen	5 05
9 38	10	Mossmain	4 57
9 45	15	Laurel	4 50
9 55	20	Mason	4 35
10 05	25	Silesia	4 25
10 12	27	Rockvale	4 18
10 28	33	Joliet	4 02
10 42	36	Boyd	3 48
10 59	44	Selmes	3 36
11 09	47	Roberts	3 29
11 30	53	Fox	3 14
11 50	59	Ar. Red Lodge	3 00

BILLINGS-LAUREL AND BRIDGER

209 Ex. Su.	Miles	TABLE 36 (Mountain Time)	210 Ex. Su.
3 30	0	Lv. Billings	10 40
3 45	6	Yegen	10 23
3 53	10	Mossmain	10 13
4 05	15	Laurel	10 05
4 15	20	Mason	9 55
4 30	25	Silesia	9 45
4 52	31	Edgar	9 27
5 10	37	Fromberg	9 14
5 30	44	Ar. Bridger 39	9 00

SERVICE SHOWN IN TABLES 32-33-34-35-36-37-38-39-40-41-42-43-44-45-46-47-48-49-50-51.

Livingston and Gardiner—Gateway to Yellowstone National Park

233 Daily	217 Daily	Miles	TABLE 38	218 Daily	234 Daily
3 00	9 00	0	Lv. Livingston	1 45	9 45
3 25	10	Brisbin	1 22		
3 36	15	Trail Creek	1 13		
3 42	17	Pray	1 07		
3 50	20	Chicory	1 00		
3 57	23	Emigrant (Chico Hot Springs)	12 53	8 48	
4 03	25	Merriman	12 47		
4 15	31	Dailey	12 36		
4 32	37	Carbella	12 22		
4 39	40	Sphinx	12 16		
4 55	47	Corwin Springs	12 02		
5 01	49	Electric	11 57		
5 09	52	Deever	11 50		
5 15	54	Ar. Gardiner	11 45	7 30	

MONTANA, WYOMING AND SOUTHERN RAILROAD BRIDGER, GOLDEN AND BEARCREEK

1 Ex. Sun. PM	Miles	TABLE 39 (Mountain Time)	2 Ex. Sun. AM
5 35	0	Lv. Bridger 36	8 40
5 56	6	Golden	8 24
6 15	12	Belfry	8 10
6 50	20	Ar. Bearcreek	7 35

LIVINGSTON-CLYDE PARK AND WILLSALL

Mixed 216 Tu, Th. Sa.	Miles	TABLE 40 (Mountain Time)	Mixed 215 Tu, Th. Sa.
8 30	0	Lv. Livingston	1 00
8 45	6	Mission	12 45
9 05	10	Grannis	12 25
9 26	14	Chadborn	12 04
9 42	17	Tregloan	11 48
9 54	20	Clyde Park	11 36
10 18	26	Shields	11 12
10 30	28	Ar. Willsall	11 00

F. M. time shown in bold face type; A. M. time shown in light face type. f Stops on flag. s Stops on signal Sundays.

FLATHEAD LAKE BOAT SERVICE DISCONTINUED.

AUTO STAGE DAILY SERVICE

Lv. Polson 9:30 a. m. 1:00 p. m. Lv. Kalispell 8:00 a. m. 3:30 p. m.
Ar. Kalispell 12:30 p. m. 4:00 p. m. Ar. Polson 11:00 a. m. 6:30 p. m.

BUTTE-WHITEHALL AND PONY-HARRISON-NORRIS

Mixed 238-225 Tu. Th. Sa.	220 Daily	Miles	TABLE 41 (Mountain Time)		219 Daily	Mixed 226-237 Tu. Th. Sa.
	7 10 9 15		0 52	Lv. Butte.....Ar Ar. Sappington.....Lv	7 50 5 23	
7 35 9 15 9 40 10 15	Mixed 227 Tu. Th. Sa.	0 21	Lv. Whitehall.....Ar Ar. Sappington.....Lv Harrison.....Lv Norris.....Lv	Mixed 228 Tu. Th. Sa.	2 30 1 10 12 20 10 45	
	AM 11 20 11 45	0 6	Lv. Harrison.....Ar Ar. Pony.....Lv	NN 12 20 11 55		

BUTTE-WHITEHALL AND ALDER

220 Daily	220 Daily	Miles	TABLE 42 (Mountain Time)		219 Daily	219 Daily
AM 7 10 8 40	AM 7 10 8 40		0 33	Lv. Butte.....Ar Ar. Whitehall.....Lv	PM 7 50 6 00	PM 7 50 6 00
	Mixed 231 Mo. We. Fr.			Mixed 232 Mo. We. Fr.		
	9 20 9 38 10 01 10 08 10 25 10 40 11 09 11 47 12 20 12 30	0 4 10 11 16 19 26 35 43 46	Lv. Whitehall.....Ar Renova.....Ar Loomont.....Ar Waterloo.....Ar Silver Star.....Ar Iron Rod.....Ar Twin Bridges.....Ar Sheridan.....Ar Laurin.....Ar Alder.....Lv	4 00 3 42 3 23 3 17 3 03 2 51 2 27 1 55 1 27 1 20		

BUTTE, ANACONDA & PACIFIC RAILWAY

	3 Daily	1 Daily	Miles	TABLE 43 (Mountain Time)		2 Daily	4 Daily
	PM 4 50 4 55 5 00 5 03 5 05/10 00 5 16 5 21 5 40	AM 9 40 9 49 9 55 9 58 10 00 11 14 10 16 10 35		0 4 7 8 9 14 16 26	Lv. Butte.....Ar Rocker.....Ar Silver Bow.....Ar Ramsay.....Ar Dawson.....Ar Durant.....Ar Gregson.....Ar Anaconda.....Lv	8 55 8 47 8 40 8 37 8 35 8 23 8 18 8 00	2 30 2 21 2 14 2 11 2 09 1 58 1 53 1 35

BUTTE-HELENA AND DRUMMOND-PHILIPSBURG

Mixed 269 Ex. Sun.	41 Daily	Miles	TABLE 44 (Mountain Time)		256 Daily	Mixed 270 Ex. Sun.
7 00 9 14	0 72		Lv. Butte.....Ar Ar. Drummond.....Lv Drummond.....Ar New Chicago.....Ar Hall.....Ar Stone.....Ar Maxville.....Ar Bennett.....Ar Philipsburg.....Lv	12 15 9 35	8 25 8 12 8 00 7 40 7 30 7 15 7 00	

THE GILMORE & PITTSBURGH RAILROAD CO., LTD.

Motor Tu. Th. Sa.	1 M. W. F.	Miles	TABLE 45 (Mountain Time)		2 Tu. Th. Sa.	Motor M. W. F.
8 00 9 23 10 14 11 21 12 03 10 10 12 02 1 20 1 50	0 20 33 44 55 74 67 91 100		Lv. Armstead.....Ar Brenners.....Ar Wyno.....Ar Cruik.....Ar Leadore.....Lv Gilmore.....Ar Maier.....Ar Baker.....Ar Salmon.....Lv	12 54 11 31 10 40 9 33 8 51 10 05 8 03 6 45 6 15	8 45	

HELENA AND RIMINI

		Miles	TABLE 46 (Mountain Time)		
			0 17	Lv. Helena.....Ar Ar. Rimini.....Lv	

HELENA AND MARYSVILLE

Mixed 267 Thur.		Miles	TABLE 47 (Mountain Time)		Mixed 268 Thur.
1 00 1 25 1 50 2 15	0 9 15 22		Lv. Helena.....Ar Clough Jct.....Ar Cruse.....Ar Marysville.....Ar	5 00 4 40 4 10 3 45	

BUTTE-HELENA-MISSOULA AND STEVENSVILLE-HAMILTON

41 Daily		Miles	TABLE 48 (Mountain Time)		42 Daily	42 Daily
7 00 11 00 287-1 * 6 40 10 30	0 120		Lv. Butte.....Ar Ar. Missoula.....Lv	9 30 5 55	9 30 5 55	
	271 Daily	0 119	Lv. Helena.....Ar Ar. Missoula.....Lv Missoula.....Ar Post.....Ar Hayes.....Ar Lolo.....Ar McClain.....Ar Florence.....Ar Kenspur.....Ar Bass.....Ar Stevensville.....Ar Victor.....Ar Tucker.....Ar Woodside.....Ar Riverside.....Ar Hamilton.....Ar Grantsdale.....Ar Como.....Ar Bean.....Ar Gorus.....Ar Darby.....Lv	4 9 50 6 10	272 Daily 3 25 3 12 3 06 2 53 2 48 2 28 2 18 2 05 2 05 1 45 1 35 1 35 1 19 1 05 12 55 12 32 12 30 12 27 12 20	

HELENA-BUTTE-MISSOULA AND WALLACE

	287-1 Daily	Miles	TABLE 49 (Mountain Time)		4 Daily		
	41 Daily 7 00 11 00		0 116 120	Lv. Helena.....Ar Ar. Missoula.....Lv Butte.....Ar Missoula.....Ar	10 00 6 25	42 Daily 9 30 5 55	
	263 Ex. Su.	0 120	Lv. Missoula.....Ar De Smet.....Ar Grass Valley.....Ar Gaspard.....Ar Frenchtown.....Ar Huson.....Ar Nine Mile.....Ar Lothrop.....Ar Plateau.....Ar Cyr.....Ar Rivulet.....Ar Quartz.....Ar Westfall.....Ar Iron Mountain.....Ar Spring Gulch.....Ar St. Regis.....Ar St. Regis Paradise.....Ar	4 55 4 39 4 34 4 25 4 15 4 04 3 54 3 43 3 31 3 20 3 06 2 57 2 46 2 30 2 19 2 01	264 Ex. Su.	8 15 7 00	
	12 01 12 15 12 20 12 29 12 40 12 51 1 02 1 13 1 26 1 38 1 53 2 02 2 13 2 20 2 43 3 03	0 7 8 12 17 22 26 32 37 42 48 52 60 64 70 78	Ar. Wallace.....Lv De Smet.....Ar Grass Valley.....Ar Gaspard.....Ar Frenchtown.....Ar Huson.....Ar Nine Mile.....Ar Lothrop.....Ar Plateau.....Ar Cyr.....Ar Rivulet.....Ar Quartz.....Ar Westfall.....Ar Iron Mountain.....Ar Spring Gulch.....Ar St. Regis.....Ar St. Regis Paradise.....Ar Buford.....Ar Henderson.....Ar De Borgia.....Ar Haugen.....Ar Saltse.....Ar Taft.....Ar Tammann.....Ar Lookout, Mont. Dorsey, Idaho.....Ar Larson.....Ar Mullan.....Ar Wallace.....Lv	4 55 4 39 4 34 4 25 4 15 4 04 3 54 3 43 3 31 3 20 3 06 2 57 2 46 2 30 2 19 2 01	264 Ex. Su.	8 15 7 00	

REFERENCE MARKS
*Daily.
†Except Sunday.
‡Flag stop.
§Lunch.
aMountain Time

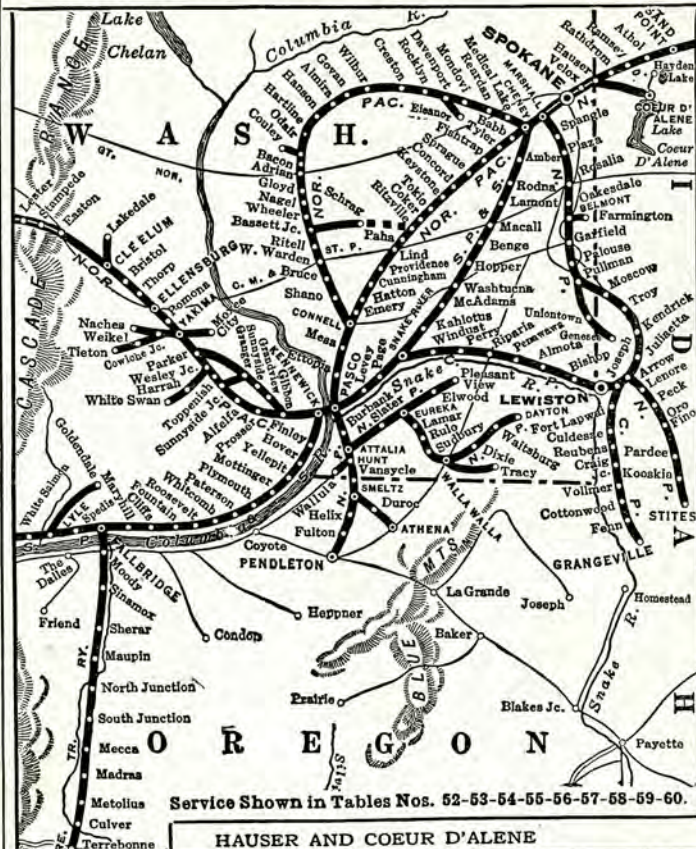
DIXON AND POLSON

	273 Daily	Miles	TABLE 50 (Mountain Time)		274 Daily
See Page 52.	9 00 10 37 10 41 10 51 11 01 11 13 11 33 11 48 12 09		0 45 47 50 54 58 65 70 79	Lv. Missoula.....Ar Dixon.....Ar Agency.....Ar Moiese.....Ar D'Aste.....Ar Charlo.....Ar Roman.....Ar Pablo.....Ar Polson.....Lv	4 30 3 00 2 52 2 42 2 32 2 20 2 01 1 46 1 25

WALLACE AND BURKE

	286 Sat. PM	284 Sat. PM	Miles	TABLE 51 (Mountain Time)		283 Sat. PM	285 Sat. PM
	10 30 10 47 10 54 11 10	5 45 6 02 6 09 6 25		0 4 5 7	Lv. Wallace.....Ar Gem.....Ar Dorn.....Ar Burke.....Lv	7 00 6 45 6 38 6 30	11 45 11 30 11 23 11 15

Northern Pacific Lines in Washington and Idaho



Service Shown in Tables Nos. 52-53-54-55-56-57-58-59-60.

HAUSER AND COEUR D'ALENE

Mixed Ex. Sun.	Miles	TABLE 52 Pacific Time	Mixed Ex. Sun.
7 45	20	Lv. Hauser.....Ar	7 15
7 55	22	Grand Jct.	7 00
8 10	24	Post Falls	6 50
8 45	25	Blackwell	6 25
9 15	34	Ar. Coeur d'Alene Lv	6 15

SPOKANE-COULEE AND ADRIAN

Frt. Tues. Thur. and Sat.	315 Ex. Sun.	Miles	TABLE 53 (Pacific Time)	316 Ex. Sun.	Frt. Wed. Fri. and Sun.
AM	PM			PM	PM
	2 00	0	Lv. Spokane.....Ar	12 10	
	2 20	9	Marshall	11 52	
8 20	2 50	16	Cheney	11 35	2 15
8 35	3 05	23	Four Lakes	11 20	12 55
8 45	3 15	27	Medical Lake	11 10	12 40
9 00	3 25	32	Deep Creek	10 57	12 25
9 15	3 40	37	Hite	10 45	12 10
9 28	3 55	43	Reardan	10 34	11 55
9 40	4 11	50	Mondovi	10 18	11 30
10 03	4 29	58	Davenport	10 03	11 00
10 30	4 45	64	Rocklyn	9 44	10 40
10 55	5 05	73	Treston	9 26	10 15
11 15	5 24	81	Creston	9 09	9 55
11 50	5 48	91	Wilbur	8 47	9 25
12 20	6 05	97	Govan	8 29	9 05
12 45	6 20	104	Almira	8 15	8 45
1 00	6 29	108	Hanson	8 03	8 30
1 20	6 42	113	Hartline	7 51	8 15
1 50	7 05	122	Odair	7 30	7 50
2 05		125	Coulee		7 40
	7 55	133	Bacon	6 40	
	8 20	143	Ar. Adrian.....Lv	6 20	
329 Ex. Sun.					330 Ex. Sun.
7 00	7 05	122	Lv. Odair.....Ar	7 30	7 35 PM
7 10	7 15	125	Ar. Coulee.....Lv	7 20	7 25

SPOKANE-PULLMAN AND LEWISTON

313 Daily	311 Daily	Miles	TABLE 54 (Pacific Time)	312 Daily	314 Daily
4 00	8 40	0	Lv. Spokane.....Ar	2 15	6 30
4 18	8 57	9	Marshall	1 58	6 12
4 30	9 09	15	Dynamite	1 44	6 00
4 43	9 22	20	Spangle	1 31	5 48
4 59	9 41	28	Plaza	1 11	5 31
5 15	9 56	36	Rosalia	12 54	5 15
5 38	10 21	47	Oakesdale	12 27	4 51
5 50	10 33	52	Belmont	12 15	4 39
		52	Lv. Belmont.....Ar		
		58	Hayfield		
		62	Ar. Farmington Lv		
6 10	10 42	56	Eden	12 06	
	10 47	58	Garfield	12 01	4 24
6 34	10 55	61	Cedar Creek	11 51	
6 48	11 08	68	Palouse	11 36	4 02
6 59	11 22	75	Fallon	11 22	3 48
	11 33	79	Whelan	11 07	3 38
	11 45	84	Ar. Pullman Lv	10 55	3 27
			Mixed Ex. Sun.		
		0	Lv. Pullman.....Ar	9 55	
		1	Pullman Jct.	9 35	
		6	Staley	9 20	
		11	Chamber	9 10	
		8	Johnson	9 00	
		16	Colton	8 40	
		19	Uniontown	8 30	
		28	Genesee	8 00	
7 25	12 01	84	Lv. Pullman.....Ar	10 40	3 15
7 39	12 13	90	Sunshine, Wash.	10 28	3 03
7 52	12 25	95	Moscow, Idaho	10 15	2 51
8 06	12 40	101	Joel	9 56	2 35
8 17	12 50	105	Howell	9 44	
8 25	12 57	108	Troy	9 36	2 17
8 42	323 Daily	114	Bovard		1 59
8 58	1 25	120	Kendrick	9 02	1 45
9 08	1 35	124	Julietta	8 52	1 35
9 28	8 35	2 00	Arrow	8 32	1 11
9 38	8 45	2 10	Joseph	8 22	1 04
9 40	8 53	2 15	Lv. North Lapwai Lv	8 20	1 00
10 00	9 15	2 35	Ar. Lewiston Lv	8 00	12 40
			Ar. Clarkston		

aStreet car service between Lewiston and Clarkston every 15 minutes.

CAMAS PRAIRIE RAILROAD

344 Daily	311 Daily	Miles	TABLE 55 (Pacific Time)	314 Daily	343 Daily
8 40	8 40	0	Lv. Spokane.....Ar	6 30	
2 10	2 10	136	Ar. North Lapwai	1 00	
2 50		0	Lv. Lewiston.....Ar		11 25
3 15		9	North Lapwai		11 02
3 20		10	Joseph		10 57
3 30		13	Fort Lapwai		10 45
3 39		16	Sweetwater		10 37
3 49		18	Bundy		10 29
3 55		20	Jacques		10 24
4 09		22	Culdesac		10 17
5 17		36	Reubens		9 27
6 27		40	Craig Jct		9 15
6 40		45	Craigmont		9 03
6 00		53	Ferdinand		8 43
6 22		61	Cottonwood		8 20
6 47		70	Fenn		7 58
7 10		77	Ar. Grangeville Lv		7 40

C. P. R. R. Mxd Ex. Mo.	7 Daily	Miles	TABLE 55 (Pacific Time)	8 C. P. R. R. Mxd Ex. Mo.	8 C. P. R. R. Daily
3 00	9 20	0	Lv. Lewiston.....Ar	2 30	7 40
3 35	9 42	9	Alpowa	1 53	7 20
4 24	10 11	22	Bishop	1 04	6 53
5 25	10 41	36	Almota	12 11	6 25
6 12	11 08	48	Penawawa	11 10	6 00
7 50	12 01	71	Ar. Riparia Lv	9 45	5 10
			Mixed Ex. Mon.		
		0	Lv. Riparia.....Ar	7 20	
		9	Perry	6 45	
		13	Davin	6 35	
		28	Windust	6 02	
		35	Walker	5 44	
		40	Snake River Jct.	5 30	
		41	Snake River		
		66	Ar. Pasco Lv	4 35	
		0	Lv. Pasco.....Ar		
		253	Ar. Seattle Lv		
		250	Ar. Tacoma Lv		

CONNELL-BASSETT JCT. AND ADRIAN

Mixed 858-882-881 Thur.	Mixed 846-882-881 Tu. Sat.	Miles	TABLE 56 (Pacific Time)		Mixed 880-879-845 Wed.	Mixed 880-879-857 Sun. Fri.
8 45	8 45	0	Lv. Connell	Ar	2 30	12 05
f 9 20	f 9 20	0	Shano	Ar	f 1 50	f 11 35
f 10 00	f 10 00	10	Bruce	Ar	f 1 25	f 10 45
f 10 30	f 10 30	17	West Warden	Ar	f 12 55	f 10 45
f 10 50	f 10 50	26	Ritell	Ar	f 12 35	f 10 30
		31	Bassett Jct.	Lv		
	11 40	0	Schrag	Lv	11 40	
	11 45	12	Schrag	Ar	11 15	
11 25	1 00	39	Wheeler	Ar	10 00	10 00
f 11 50	f 1 35	45	Nagel	Ar	f 9 35	f 9 35
f 12 05	f 1 55	49	Gloyd	Ar	f 9 20	f 9 20
12 40	2 30	61	Adco	Ar	f 8 45	f 8 45
12 55	2 45		Adrian	Ar	8 35	8 35
1 05	2 55		Adco	Ar	8 20	8 20
f 1 25	f 3 15		Bacon	Ar	f 8 00	f 8 00
f 2 00	f 3 50		Odair	Ar	f 7 20	f 7 20
2 10	4 10		Coulee	Lv	7 00	7 00
			Toppenish	Ar	1 30	
		2.7	Westley Jct.	Ar		
		22.7	White Swan	Ar	11 30	

SPOKANE-PORTLAND-SEATTLE-TACOMA-WALLA WALLA AND DAYTON

	2 Daily PM	Miles	TABLE 57 (Pacific Time)		3 Daily PM	1 Daily PM
	8 00	0	Lv. Portland	Ar	7 00	7 00
	2 25	229	Ar. Pasco	Lv	12 45	12 10
334	4		NORTHERN PACIFIC		41	333
11 50	7 30	0	Lv. Seattle	Ar	9 00	6 50
11 40	7 20	0	Lv. Tacoma	Ar	9 00	7 00
10 10	3 35	253	Ar. Pasco	Lv	12 05	7 35
3	3				42	334
7 20	7 20	0	Lv. Spokane	Ar	7 40	3 15
11 20	11 20	146	Ar. Pasco	Lv	2 40	10 30
351 Daily PM	349 Daily AM	347 Daily AM			348 Daily PM	350 Daily AM
12 15	11 35	4 00	Lv. Pasco	Ar	10 30	5 10
12 22	f 11 42	f 4 07	Ar. Ainsworth Jct.	Ar	f 10 20	f 5 00
12 26	11 47	4 11	Burbank	Ar	10 13	4 55
f 12 38	f 11 59	f 4 23	Two Rivers	Ar	f 10 00	f 4 44
12 45	12 09	4 30	Attalia	Ar	9 50	4 35
f 1 00	f 4 45	19	Adams	Ar	f 9 32	f 4 19
f 1 02	f 4 47	20	LeGrow	Ar	f 9 29	f 4 16
f 1 06	f 4 51	21	Slater	Ar	f 9 25	f 4 13
f 1 16	f 5 01	25	Welland	Ar	f 9 15	f 4 03
f 1 21	f 5 06	28	Adkins	Ar	f 9 09	f 3 57
1 33	5 18	34	Eureka	Ar	8 56	3 50
	9 15	0	Lv. Eureka	Ar	12 30	9 03
	f 9 23	2	Babcock	Ar	f 12 15	f 8 48
	f 9 33	5	Lee	Ar	f 12 05	f 8 44
	f 9 48	8	Elwood	Ar	f 11 50	f 8 40
	f 10 09	11	Clyde	Ar	f 11 30	f 8 37
	f 10 08	13	Pickard	Ar	f 11 13	f 8 34
	f 10 15	15	Reser	Ar	f 11 05	f 8 31
	10 30	19	Ar. Pleas'nt View	Lv	10 50	f 8 28
1 48	5 33	40	Lamar	Ar	8 39	f 8 25
1 52	f 5 37	42	Shaw	Ar	f 8 34	f 8 22
1 58	f 5 43	44	Paddock	Ar	f 8 29	f 8 19
2 01	f 5 46	45	Chimax	Ar	f 8 26	f 8 17
2 11	f 5 50	50	Rulo	Ar	f 8 14	f 8 14
2 17	f 6 02	52	Thiel	Ar	f 8 05	f 8 11
2 24	f 6 09	56	Dry Creek	Ar	f 8 01	f 8 06
2 27	f 6 12	57	Sudbury	Ar	f 7 58	f 8 06
2 32	f 6 17	59	Pedigo	Ar	f 7 53	f 8 06
2 45	6 30	64	Walla Walla	Ar	7 45	f 8 06
		69	Riffe	Ar	4 00	f 7 55
	f 10 44	71	Sapoli	Ar	f 3 46	
	f 10 50	72	Buroker	Ar	f 3 40	
	f 10 54	72	Spring Creek	Ar	f 3 36	
	f 10 56	74	Gilliam	Ar	f 3 34	
	f 11 04	74	Dixie	Ar	f 3 28	
	f 11 16	75	Eastman	Ar	f 3 24	
	f 11 22	77	Minnick	Ar	f 3 18	
	f 11 35	80	Coppel	Ar	f 3 06	
	f 11 55	85	Waitsburg	Ar	f 2 46	
	12 15	88	Huntsville	Ar	f 2 32	
	f 12 25	91	Long	Ar	f 2 23	
	f 12 40	95	Klum	Ar	f 2 12	
	f 12 44	96	Dayton	Lv	f 2 08	
	1 00	98	Ar. Dayton	Lv	2 00	

Reference Notes: *Daily. †Daily, except Sunday. fStop on flag. llLunch.

SPOKANE-LEWISTON AND THE CLEARWATER COUNTRY

	311 Daily	Miles	TABLE 58 (Pacific Time)		312 Daily	Way Freight 876 Tu. Th. Sat.
	8 40	0	Lv. Spokane	Ar	2 15	
	2 00	132	Ar. Arrow	Lv	8 32	
	324				323	
Way Freight 876 M. W. F.	*1 15	0	Lv. Lewiston	Ar	*9 15	
	1 50	14	Ar. Arrow	Lv	8 35	
	325 Daily				326 Daily	
9 05	2 05	0	Lv. Arrow	Ar	8 25	11 59
f 9 20	2 20	4	Myrtle	Ar	f 8 13	f 11 30
f 9 45	2 45	13	Agatha	Ar	f 7 51	f 10 55
9 55	2 53	12	Lenore	Ar	f 7 46	10 40
f 10 25	3 09	20	Peck	Ar	f 7 28	10 10
f 10 45	3 21	25	Ahsahka	Ar	f 7 15	f 9 50
11 00	3 33	29	Oro Fino	Ar	f 7 02	9 30
11 35	4 03	37	Greer	Ar	6 30	9 00
11 55	4 28	44	Pardee	Ar	f 6 09	8 35
f 12 05	f 4 33	46	Tramway	Ar	f 6 04	f 8 30
12 30	4 53	52	Kamiah	Ar	5 47	8 15
1 10	5 15	60	Kooskia	Lv	5 28	7 45
1 30	5 25	63	Ar. Stites	Lv	5 20	7 30

PORTLAND-PUGET SOUND-SPOKANE AND PENDLETON

	2 Daily PM	Miles	TABLE 59 (Pacific Time)		3 Daily PM	Mixed M.W.F.
	8 00	0	Lv. Portland	Ar	7 00	
	2 25	229	Ar. Pasco	Lv	12 45	
	334		NORTHERN PAC. RY.		333	3
	11 50	0	Lv. Seattle	Ar	6 50	8 45
	11 40	0	Lv. Tacoma	Ar	7 00	8 45
	10 10	253	Ar. Pasco	Lv	7 35	11 30
	8				2	
	7 20	0	Lv. Spokane	Ar	10 30	
	11 20	146	Ar. Pasco	Lv	5 45	
	349 Daily				350 Daily	
	11 35	0	Lv. Pasco	Ar	5 10	
	f 12 09	12	Attalia	Ar	f 4 35	
	f 12 19	15	Wallula	Ar	f 4 23	
	f 12 25	14	Hunt Wash	Ar	f 4 16	
	f 12 45	25	Ring, Ore	Ar	f 3 56	
	f 12 57	30	Vansycle	Ar	f 3 45	
	f 1 05	32	Stanton	Ar	f 3 40	
	f 1 10	33	Ar. Smeltz	Lv	f 3 37	
Mixed M.W.F. AM	9 20	0	Lv. Smeltz	Ar	11 20	
	f 9 32	4	Duroc	Ar	f 11 08	
	f 9 42	6	Wayland	Ar	f 10 58	
	f 9 50	9	Waterman	Ar	f 10 50	
	10 10	15	Ar. Athena	Lv	10 30	
	f 1 10	33	Lv. Smeltz	Ar	f 3 37	
	f 1 13	35	Apex	Ar	f 3 34	
	f 1 22	37	Helix	Ar	f 3 26	
	f 1 34	42	Myrick	Ar	f 3 17	
	f 1 42	46	McCormack	Ar	f 3 08	
	f 1 46	48	Pulton	Ar	f 3 05	
	2 05	54	Ar. Pendleton	Lv	2 45	

YAKIMA, NACHES, MOXEE CITY AND TIETON

	Mixed 367 Daily	Miles	TABLE 60 (Pacific Time)		Mixed 368 Daily	Mixed 372 Daily
	7 00	0	Lv. Yakima	Ar	9 10	
	f 7 11	3	Fruitvale	Ar	f 8 55	
	f 7 22	5	Jacobson	Ar	f 8 45	
	7 28	7	Gleed	Ar	8 40	
	f 7 32	8	Eschbach	Ar	8 35	
	f 7 38	10	Power House	Ar	f 8 25	
	f 7 42	12	Sinclair Park	Ar	f 8 20	
	f 7 45	13	Bonlow	Ar	f 8 15	
	f 7 50	14	Ar. Naches	Lv	8 10	
	9 45	0	Lv. Yakima	Ar	11 00	
	f 9 57	4	Avery	Ar	f 10 46	
	f 9 58	4	Keyes	Ar	f 10 45	
	f 9 59	5	Peacock	Ar	f 10 44	
	10 00	5	Sudder	Ar	f 10 43	
	f 10 03	6	Birchfield	Ar	f 10 40	
	f 10 08	8	Eugene	Ar	f 10 35	
	f 10 10	8	McShane	Ar	f 10 33	
	10 15	9	Ar. Moxee City	Lv	& Sat. 10 30	
	9 45	0	Lv. Yakima	Ar	1 25	
	f 9 55	3	Fruitvale	Ar	f 1 10	
	f 10 05	5	Florence	Ar	f 1 00	
	f 10 16	7	Spitzenberg	Ar	f 12 40	
	10 35	10	Weikel	Ar	12 20	
	f 10 55	14	Cowiche	Ar	f 11 59	
	11 15	17	Ar. Tieton	Lv	11 40	

SEATTLE-TACOMA-OLYMPIA-ABERDEEN-HOQUIAM AND MOCLIPS

581 Daily PM	421 Daily AM	423 Daily PM	Miles	TABLE 64 (Pacific Time)	422 Daily PM	424 Daily PM	582 Daily PM
9 35	4 15	0	Lv. Seattle	Ar 2 50	9 25		
		12	Orillia				
		14	O'Brien				
f 10 01	4 45	16	Kent	2 20	8 52		
		18	Thomas	f 2 14			
		20	Christopher				
10 10	4 55	22	Auburn	2 08	8 42		
f 10 17	5 01	26	Dieringer	f 1 58			
10 23	5 09	29	Sumner	1 54	8 28		
10 29	5 15	32	Puyallup	1 48	8 22		
10 50	5 35	40	Tacoma	Ar 1 30	8 05		
11 00	5 55	40	Lv. Tacoma	Ar 1 10	8 00		
11 15		45	South Tacoma	12 55			
11 22		48	Lakeview	12 48			
	Via	51	Country Club				
f 11 30	Steilacoom	53	Murray	f 12 40			
11 36	56	56	Camp Lewis	12 34			
	6 23	57	Steilacoom		f 7 27		
	6 26	58	Ketron		f 7 24		
11 46	6 38	60	Nisqually	12 24	7 12		
11 56	6 45	64	St. Clair	12 14	7 05		
12 02	6 52	68	Union Mill	12 08	6 58		
12 05	6 55	68	Lacey	12 05	6 55		
10 20	12 20	7 15	73	Olympia 70	11 55	6 45	1 55
f 10 32	12 32	7 27	78	Belmore	f 11 39	6 29	f 1 40
10 45	12 44	7 39	85	Little Rock	11 28	6 18	1 27
f 10 48	12 47	7 42	86	Bordeaux Jct.	11 25	6 15	f 1 24
f 10 52	12 50	7 45	88	Mima	11 22		f 1 20
11 05	1 10	8 00	92	Gate 70	11 15	6 05	1 10
	1 19	8 09	97	Oakville	10 59	5 45	
		98	Gibson Creek				
	1 34	8 24	103	Porter	10 42	5 28	
	1 37	8 27	105	Malone	10 39	5 25	
	1 46	8 36	110	Elma 69	10 30	5 16	
	1 53	8 43	114	Satsop	10 23	5 09	
	1 57	8 47	116	Brady	10 20	5 06	
	2 06	8 56	120	Montesano	10 14	5 00	
	2 20	9 10	128	Aberdeen Jct.	f 9 59	4 44	
	2 30	9 20	132	Aberdeen	Lv 9 50	4 35	
	2 45	9 35	135	Ar. Hoquiam	Lv 9 35	4 20	
		135	Lv. Hoquiam	Ar 9 30			
	3 00	138	Grays Harbor City	f 9 19			
	3 12	143	Gray Gables	f 9 07			
	3 16	145	Chenois Creek	f 9 02			
	3 22	147	Burrows	8 56			
	3 25	148	Tulips	8 53			
	3 28	148	Wilderness	8 51			
	3 36	149	Copalis	8 44			
	3 45	151	Carlisle	8 36			
	3 48	155	Onslow	f 8 33			
	3 53	157	Stearnsville	f 8 28			
	3 57	169	Aloha	8 23			
	4 00	160	Pacific Beach	8 18			
	4 05	162	Sunset Beach	f 8 13			
	4 10	163	Ar. Moclips	Lv 8 10			

COSMOPOLIS-OCOSTA AND BAY CITY

Frt. 991 Tues. & Friday	Miles	TABLE 65 (Pacific Time)	Frt. 992 Tues. & Friday
12 30	3	Lv. Cosmopolis	Ar 3 05
12 40	6	Ar. South Aberdeen	Lv 2 55
1 15	16	Markham	2 30
1 30	19	Ocosta	2 10
1 45	22	Ar. Bay City	Lv 1 55

HARTFORD EASTERN RAILWAY.—HARTFORD AND MONTE CRISTO

2 Daily	Miles	TABLE 66 Pacific Time	1 Daily
10 00	0	Lv. Hartford	Ar 4 25
11 55	33	Ar. Big Four	Lv 2 30
	42	Ar. Monte Cristo	Lv

Reference Notes: *Daily. †Daily, Except Sunday. P. M. time shown in bold face type. A. M. shown in light face type. sStops on signal to pick up passengers destined to points west of Lakeview. sStops on signal Sunday only. fStops on flag.

SEATTLE-TACOMA AND BUCKLEY LINE

423 Daily	401 Daily	Miles	TABLE 67 (Pacific Time)	424 Daily
4 15	11 45	0	Lv. Seattle	Ar 9 25
5 15	12 52	32	Ar. Puyallup	Lv 8 22
598 Daily	596 Ex. Su.		BUCKLEY LINE	
	7 10	0	Lv. Tacoma	Ar 6 10
	7 26	8	Lv. Puyallup	Ar 5 50
	f 7 35	12	Alderton	f 5 35
	f 7 38	15	McMillin	f 5 31
	f 7 45	18	Orting	f 5 24
Mixed 526 Ex. Sun.	f 7 50	21	Crocker	f 5 19
	8 04	26	South Prairie	5 10
8 15	Mixed 522 Ex. Sun.	26	South Prairie	Mixed 8 55
8 30	29	29	Burnett	523 Ex. Sun. 8 40
	31	31	Ar. Black Carbon	Lv
	9 25	26	Lv. South Prairie	Ar 4 35
	10 10	31	Wilkeson	4 00
	10 45	34	Carbonado	3 30
	11 20	39	Melmont	3 00
	11 35	41	Ar. Fairfax	Lv 2 50
	8 20	27	Lv. Buckley	Ar 4 55
	8 30	34	Enumclaw	4 45
	8 37	37	Veazie	f 4 35
	f 8 44	40	Cumberland	f 4 29
	f 8 48	41	Bayne	f 4 26
Mixed 532 Ex. Sun.	f 8 52	42	Palmer	f 4 23
	8 55	43	Palmer Jct.	4 20
9 45	Mixed 534 Ex. Sun.	44	Ar. Kanaskat	Mixed 531 Ex. Sun. 4 16
10 00	44	44	Lv. Kanaskat	Ar 8 00
10 10	45	45	Durham	2 45
	46	46	Hiawatha	2 35
	10 15	47	Kangley Jct.	11 45
	f 10 25	47½	Yandell	f 11 40
	10 40	48	Selleck	11 30
		54	Hemlock	
12 50		60	Ar. Halmar	1 20
† 1 00		62	Ar. Kerriston	† 1 10

Reference Notes: *Daily. †Daily, except Sunday. fStops on flag. †Lunch.

PORTLAND-VANCOUVER AND YACOLT

408 Daily	401 Daily	Miles	TABLE 68 (Pacific Time)	457 Daily	408 Daily
	11 45	0	Lv. Seattle	Ar 3 25	
	1 30	40	Tacoma	1 55	
	3 15	89	Centralia	12 20	
	3 25	93	Chehalis	12 05	
	6 10	172	Ar. Vancouver	Lv 9 35	
Mixed 588 Ex. Su.	9 00	0	Lv. Portland	Ar 10 40	
	9 30	10	Ar. Vancouver	Lv 10 05	
12 01		0	Lv. Vancouver, Wash.	Ar 9 20	
12 11		3	Vancouver Jct.	9 05	
f 12 25		6	Hidden	f 8 50	
f 12 33		9	Barborton	f 8 40	
f 12 38		10	Homan	f 8 35	
f 12 43		12	Laurin	f 8 30	
12 50		13	Brush Prairie	8 25	
1 10		17	Battle Ground	8 05	
1 20		20	Crawford	7 45	
1 30		22	Heison	7 40	
f 1 35		24	Wall	f 7 35	
1 50		28	Moulton	7 22	
2 00		30	Ar. Yacolt	Lv 7 15	

MCCLEARY AND ELMA

Mixed 551 Ex. Sun.	Miles	(Pacific Time)	TABLE 69	Mixed 552 Ex. Sun.
3 15	0	Lv. McCleary	Ar 2 20	
3 25	3	Rayville	2 08	
3 45	4	White	2 05	
4 00	8	Ar. Elma 64	Lv 1 50	

HOMESEEKERS

Interested in a farm home in the Northwest? We will give you expert, honest, helpful advice. Write H. W. BYERLY, General Immigration Agent, St. Paul, Minn.

Northern Pacific Lines in Washington—Oregon

PORTLAND-CENTRALIA AND OLYMPIA AND GRAY'S HARBOR

458 Daily		408 Daily		Miles	(Pacific Time)		407 Daily	459 Daily
TABLE 70								
4 30	9 00	0	Lv	Portland	Ar	3 15	9 45	
5 00	9 35	10	Lv	Vancouver	Ar	2 40	9 15	
7 00	12 05	89	Lv	Chehalis	Ar	12 18	7 20	
7 10	12 15	93	Ar	Centralia	Lv	12 08	7 10	
505 Daily	503 Daily					502 Daily	504 Daily	
7 20	12 25	0	Lv	Centralia	Ar	11 50	6 40	
7 34	12 39	6	Lv	Grand Mound	Ar	11 30	6 20	
7 44	12 49	10	Lv	Rochester	Ar	11 22	6 12	
7 55	1 00	13	Ar	Gate	Lv	11 15	6 05	
424 Daily	584 Daily	582 Daily	422 Daily			581 Daily	583 Daily	421 Daily
6 05	8 00	1 10	11 15	0	Lv	11 05	5 50	1 00
6 40	8 45	1 55	11 50	19	Ar	10 20	5 05	12 20
423 Daily	421 Daily					422 Daily	424 Daily	
8 00	1 10	13	Lv	Gate	Ar	11 10	5 55	
9 20	2 30	54	Lv	Aberdeen	Ar	9 50	4 35	
9 35	2 50	58	Lv	Hoquiam	Ar	9 35	4 20	
—	4 10	86	Ar	Moclips	Lv	8 10	—	

CENTRALIA-MENDOTA

Mixed 514 Ex. Sun. PM		Miles	(Pacific Time)		Mixed 513 Ex. Sun. PM	
TABLE 71						
12 40	0	Lv	Centralia	Ar	2 35	
12 45	3	Lv	Wabash	Ar	2 25	
f 1 15	10	Lv	Packwood	Ar	f 1 55	
1 25	13	Ar	Mendota	Lv	1 45	

PORTLAND-SEATTLE-TACOMA-CHEHALIS AND RAYMOND-SO. BEND

459 Daily	407 Daily	Miles	(Pacific Time)		408 Daily	458 Daily
TABLE 72						
4 30	9 00	0	Lv	Seattle	Ar	3 25
5 45	10 30	40	Lv	Tacoma	Lv	2 05
7 05	12 01	89	Ar	Centralia	Lv	12 20
459 Daily	591 Daily		WILLAPA HARBOR BRANCH		592 Daily	
5 45	10 25	0	Lv	Tacoma	Ar	1 05
	10 40	5	Lv	South Tacoma	Ar	12 50
	f 10 46	9	Lv	Lakeview	Ar	f 12 42
	f 10 53	14	Lv	Hillhurst	Ar	f 12 35
	11 03	20	Lv	Roy	Ar	12 25
	11 13	25	Lv	Yelm	Ar	12 18
	11 23	31	Lv	Rainier	Ar	12 09
	f 11 30	35	Lv	McIntosh	Ar	f 11 52
	11 38	40	Lv	West Tenino	Ar	11 43
	11 46	47	Lv	Bucoda	Ar	11 30
	11 56	54	Ar	Centralia	Lv	11 15
593 Daily					594 Daily	
7 20	12 15	0	Lv	Centralia	Ar	11 10
7 30	12 25	0	Lv	Chehalis	Ar	11 00
7 42	12 37	4	Lv	Littell	Ar	10 42
f 7 46	12 41	6	Lv	Adna	Ar	10 37
f 7 52	f 12 47	8	Lv	Bunker	Ar	f 10 30
f 7 59	12 54	12	Lv	Ceres	Ar	f 10 23
f 8 05	f 1 00	14	Lv	Meskill	Ar	f 10 16
8 14	1 09	17	Lv	Dryad	Ar	10 07
8 17	1 12	19	Lv	Doty	Ar	10 03
8 29	1 24	23	Lv	Pe Ell	Ar	9 52
8 35	1 30	25	Lv	McCormick	Ar	9 46
8 41	1 36	27	Lv	Walville	Ar	9 41
f 8 47	f 1 42	30	Lv	Pluvius	Ar	f 9 35
9 02	1 57	36	Lv	Frances	Ar	9 15
f 9 06	2 01	38	Lv	Globe	Ar	f 9 10
9 10	2 05	39	Lv	Lebam	Ar	9 06
f 9 18	2 13	42	Lv	Nallpee	Ar	8 58
9 21	2 16	43	Lv	Holcomb	Ar	8 55
9 31	2 26	48	Lv	Menlo	Ar	8 45
9 41	2 36	52	Lv	Willapa	Ar	8 35
9 55	2 50	54	Lv	Raymond	Ar	8 30
10 05	3 00	58	Ar	South Bend	Lv	8 20

CONNECTIONS AT VADER—Longview, Portland & Northern Ry.

Daily	Daily	Daily	Daily	Daily	TABLE 73-A		Daily	Daily	Daily	Daily	
10 50	12 45	3 45	6 50	0	Lv	Vader	Ar	10 40	12 30	2 30	5 45
11 20	1 15	4 15	7 20	8	Ar	Ryderwood	Lv	10 10	12 10	2 00	5 15

CONNECTIONS AT SPOKANE

Inland Empire Railroad Company (Electric)

68 Daily	66 Ex. Su.	64 Daily	Miles	Pacific Time		65 Daily	67 Ex. Su.	69 Daily
TABLE 70								
* 5 25	12 25	* 7 50	0	Lv	Spokane	Ar	11 15	3 45
6 01	1 00	8 25	12	Lv	Kiesling	Ar	10 37	3 08
6 11	1 09	8 35	17	Lv	Valleyford	Ar	10 27	2 58
6 49	1 46	9 11	34	Lv	Waverly	Ar	9 48	2 22
7 00	2 00	9 25	40	Ar	Spring Valley	Lv	* 9 35	2 10
* 7 05	2 05	* 9 30	40	Lv	Spring Valley	Ar	* 9 25	2 00
7 17	2 18	9 43	46	Lv	Rosalie	Ar	9 12	1 46
8 25	3 25	10 50	77	Ar	Colfax	Lv	8 05	12 40
* 7 05	2 05	9 30	77	Lv	Spring Valley	Ar	9 30	2 05
7 32	2 32	9 53	53	Lv	Oakdale	Ar	9 00	1 37
7 57	2 57	10 18	65	Lv	Garfield	Ar	8 35	1 13
8 20	3 20	10 40	76	Lv	Palouse	Ar	8 11	12 50
f 8 33	f 3 32	f 10 56	82	Lv	Viola	Ar	f 7 57	f 12 37
8 50	3 50	11 15	90	Ar	Moscow	Lv	* 7 40	12 20

Spokane & Eastern Ry. & Power Co. (Electric.)

20 Daily	18 Daily	12 Daily	6 Daily	Miles	Pacific Time		9 Daily	15 Daily	21 Daily	23 Daily
TABLE 70										
5 10	3 35	11 30	7 10	0	Lv	Spokane	Ar	9 00	1 00	5 35
6 01	4 23	12 20	8 01	24	Lv	Post Falls	Ar	9 20	1 20	6 00
6 20	4 40	12 35	8 20	33	Lv	Coeur d'Alene	Ar	9 37	1 36	6 17
6 40	5 00	12 55	8 45	41	Lv	Hayden Lake	Ar	10 30	2 25	7 05

CONNECTIONS AT SEATTLE

Great Northern Railway

356	278	358	360			357	277	359	355
*11 45	† 4 10	* 5 00	* 8 00	Lv	Seattle	Ar	7 30	10 40	2 15
1 15	5 30	6 05	9 23	Lv	Everett	Ar	6 07	9 23	1 13
4 15	Ar	8 15	12 05	Lv	Bellingham	Ar	2 43	Ar	11 20
7 15	Ar	10 08	1 57	Lv	New Westminster	Ar	12 38	Lv	9 28
7 55	Ar	10 45	2 30	Lv	Vancouver, B. C.	Ar	*12 01	Ar	* 9 00

Can. Pac. S. S. Co.

Southbound				Northbound					
P. S. N. Co.	C. P. Str.	C. P. Str.	C. P. Str.	Pacific Time		C. P. Str.	C. P. Str.	C. P. Str.	P. S. N. Co.
				Ports of Call					
	*11 45	*11 30	10 30	Lv	Vancouver	Ar	* 6 00	* 8 00	* 7 00
	* 7 00		2 30	Ar	Victoria (C)	Lv	2 00		*11 45
†10 15			4 30	Lv	Victoria, B. C.	Ar	12 45		† 9 15
† 7 00		* 7 45	* 8 30	Ar	Seattle, Wash.	Lv	* 9 00	*11 30	†12 00

Reference Notes: ||Meals. †Stop on flag. ‡Daily Ex. Sunday. aMixed Tues. and Fri. *Daily. †Daily except Saturday.

Travelers Aid Service

Many communities on our lines maintain Travelers Aid Societies and have representatives at the larger stations to *serve* travelers in difficulty and to assist those requiring protection when arriving in a strange city.

Connections With Northern Pacific Trains

At Portland

Southern Pacific Co.

N.P. 401 S.P. 15 Daily		53 Daily		N.P. 401 S.P. 11 Daily		Table Pacific Time 73		16 Daily		S.P. 54 N.P. 408 Daily		S.P. 14 N.P. 402 Daily		12 Daily	
11 45	9 30	1 00	8 30	11 45	0	Lv. Seattle	Ar	8 50	2 45	6 45	10 30				
9 00	9 30	1 48	8 30	15	0	Lv. Portland	Ar	8 03	7 15	3 30					
10 19	11 23	2 30	10 12	35	0	Lv. Oregon City	Ar	7 21	—	1 55					
10 56	11 23	3 13	10 12	52	0	Lv. Woodburn	Ar	6 41	5 05	1 22	8 36				
11 45	12 15	4 15	10 56	81	0	Lv. Albany	Lv	5 51	4 15	12 35	7 52				
1 25	1 45	6 08	12 08	123	0	Lv. Eugene	Ar	4 23	2 40	11 10	6 40				
4 33	5 00	9 15	2 55	198	0	Lv. Roseburg	Ar	1 15	11 30	7 50	3 55				
9 14	9 21	1 58	6 40	277	0	Lv. Grant's Pass	Ar	8 50	7 17	3 35	12 05				
10 35	10 45	3 25	7 42	329	0	Lv. Medford	Ar	7 42	6 00	2 30	11 09				
11 10	11 20	4 00	8 15	341	0	Lv. Ashland	Lv	7 10	5 30	1 55	10 45				
4 59	f 4 32	—	—	445	0	Lv. Shasta Springs	Ar	12 36	11 40	—	—				
9 16	7 55	—	—	516	0	Lv. Red Bluff	Ar	8 48	—	4 24	—				
10 48	9 20	—	—	547	0	Lv. Sacramento	Lv	7 14	—	10 00	—				
4 00	2 05	8 40	8 40	682	0	Lv. San Francisco	Lv	9 40	11 40	7 40	7 40				
8 10	5 50	9 10	11 30	772	0	Lv. Stockton	Ar	—	—	7 55	—				
—	6 00	—	—	730	0	Lv. Fresno	Ar	—	—	4 10	—				
—	10 35	—	—	887	0	Lv. Bakersfield	Ar	—	—	12 45	—				
—	1 28	—	—	1165	0	Lv. Los Angeles	Ar	—	—	6 15	—				

Spokane, Portland and Seattle Ry. (Astoria Division.) Table 73-A.

25 Daily PM		23 Daily PM		21 Daily AM		Pacific Time		22 Daily AM		28 Daily PM		24 Daily PM	
1 20	6 00	8 10	0	Lv. Portland (Union Station)	Ar	11 55	5 15	9 00					
1 42	—	8 32	25	Lv. Linnon	Ar	11 33	4 53	—					
2 44	7 15	9 31	26	Lv. Rainier	Ar	10 30	3 47	7 38					
2 57	7 29	9 46	46	Lv. Clatskanie	Ar	10 17	3 34	7 25					
3 36	8 10	10 23	62	Lv. Westport	Ar	9 40	2 55	6 45					
3 57	8 30	10 51	71	Lv. Clifton	Ar	9 18	2 33	6 23					
4 13	8 47	11 10	79	Lv. Astoria	Lv	9 01	2 15	6 05					
5 10	9 40	12 10	100	Lv. Warrenton	Lv	8 05	1 20	5 10					
5 15	9 45	12 20	100	Lv. Flavel	Ar	7 53	1 15	5 00					
5 35	10 05	12 40	106	Lv. Hammond	Ar	7 33	12 55	4 40					
—	—	—	—	Lv. Ft. Stevens	Lv	↑ 1 20	↑ 1 30	↑ 1 30					
—	—	—	—	Lv. Warrenton	Ar	↑ 1 10	↑ 1 20	↑ 1 20					
—	—	—	—	Lv. Columbia Beach	Ar	1 15	1 15	1 15					
—	—	—	—	Lv. Cathlamet	Ar	1 10	1 10	1 10					
5 35	10 05	12 40	108	Lv. Clatsop	Ar	7 35	12 55	4 40					
f 5 41	10 12	12 53	110	Lv. Gearhart (Park)	Ar	f 7 27	f 12 48	f 4 33					
f 5 46	10 16	12 53	110	Lv. Seaside	Ar	f 7 21	f 12 43	f 4 28					
f 5 53	10 23	f 1 02	113			f 7 53	f 12 37	f 4 22					
5 59	10 29	1 08	116			f 7 07	12 31	4 16					
6 05	10 35	1 15	118			7 00	12 25	4 10					

Oregon Electric Railway.

13		9		5		1		Mls.		Pacific Time		10		14		16		22	
*6 05	*2 05	*8 05	*6 25	0	Lv. Portland Hoyt St.	Ar	11 45	3 30	*5 50	*10 20									
6 20	2 20	8 20	6 40	1	Lv. Portland Jefferson	Ar	11 30	3 15	6 35	10 05									
6 37	2 35	—	7 00	8	Lv. Garden Home	Ar	—	2 55	—	9 45									
6 45	2 45	—	7 07	12	Lv. Tigard	Ar	—	—	—	9 38									
6 54	2 55	f 8 49	7 15	15	Lv. Tualatin	Ar	—	2 38	—	9 30									
f 7 08	3 10	—	7 28	23	Lv. Wilsonville	Ar	f 10 47	2 24	—	9 17									
f 7 20	3 22	—	7 40	28	Lv. Donald	Ar	f 10 37	2 13	f 4 40	f 9 04									
f 7 30	3 33	9 17	7 50	34	Lv. West Woodburn	Ar	f 10 29	2 03	f 4 31	f 8 53									
—	—	9 26	f 7 59	37	Lv. Woodburn	Lv	10 19	1 53	4 21	6 55									
8 05	4 12	9 45	8 25	51	Lv. Salem	Lv	10 00	1 30	4 00	8 20									
f 8 26	f 4 32	—	f 8 46	59	Lv. East Independence	Ar	f 9 39	f 1 08	—	—									
9 00	5 08	10 39	9 22	78	Lv. Albany	Ar	9 07	12 33	3 10	7 24									
9 09	5 18	10 49	9 32	83	Lv. Gray	Ar	8 57	12 23	3 00	7 15									
9 25	5 35	11 05	9 50	88	Lv. Corvallis	Lv	8 40	12 05	2 42	6 58									
9 43	5 55	11 21	10 10	104	Lv. Harrisburg	Lv	8 22	11 47	2 30	6 38									
9 52	6 04	11 27	10 18	108	Lv. Junction City	Ar	8 14	11 38	2 23	6 31									
10 15	6 30	11 50	10 45	122	Lv. Eugene	Ar	*7 50	*11 15	*2 00	*6 05									

Additional trains for Salem leave Portland at 10:45 A.M., 6:05 P.M. and 9:30 P.M.

Oregon Trunk Railway.

2-102 Daily		Miles		Table Pacific Time 74		103-3 Daily	
8 00	0 0	Lv. Portland	Ar	7 00			
11 10	106 0	Lv. Fallbridge	Lv	3 45			
11 50	106 1	Lv. Fallbridge	Ar	2 35			
f 1 05	136 6	Lv. Sinamox	Ar	f 1 05			
f 1 27	146 0	Lv. Oakbrook	Ar	f 12 35			
f 1 54	156 9	Lv. Tuskan	Ar	f 11 59			
2 03	161 5	Lv. Maupin	Ar	11 48			
2 52	181 5	Lv. North Jet	Ar	10 48			
3 15	191 9	Lv. South Jet	Ar	10 20			
3 45	200 1	Lv. Gateway	Ar	9 50			
4 35	211 3	Lv. Madras	Ar	9 15			
5 00	215 2	Lv. Metolius	Ar	9 00			
5 13	220 9	Lv. Culver	Ar	8 49			
f 5 55	235 5	Lv. Terrebonne	Ar	8 17			
6 03	238 3	Lv. Prineville Jet	Ar	8 11			
7 05	25 6	Lv. Prineville	Lv	6 55			
4 50	25 6	Lv. Prineville	Ar	9 10			
—	—	Lv. Redmond	Ar	f 8 05			
—	—	Lv. Deschutes	Ar	f 7 45			
—	—	Lv. Bend	Lv	7 30			

At Duluth

Duluth, South Shore & Atlantic R. R.

Ex. Su.		Daily		Miles		Daily		Ex. Su.	
8 00	6 05	0 0	Lv. Duluth	Ar	*10 40	6 00			
8 30	6 35	7 0	Lv. Superior	Ar	10 00	5 25			
10 10	8 30	51 9	Lv. Iron River	Lv	8 15	3 35			
11 00	9 40	74 0	Lv. Bibon	Ar	7 15	2 45			
4 40	2 53	218 4	Lv. Nestoria	Ar	2 10	8 55			
7 45	4 10	235 4	Lv. L'Anse	Ar	12 30				
9 05	5 40	—	Lv. Houghton	Lv	11 10				
9 55	6 35	—	Lv. Calumet	Ar	10 10				
5 05	3 23	225 1	Lv. ArMichigan	Lv	1 42	8 40			
5 20	3 37	232 7	Lv. Ar. Champion	Lv	1 30	8 20			
6 00	4 10	248 5	Lv. Ar. Ishpeming	Lv	12 55	7 45			
6 10	4 20	251 5	Lv. Ar. Negaunee	Ar	12 45	7 25			
6 50	5 00	263 3	Lv. Ar. Marquette	Ar	11 45	6 45			
—	—	—	Lv. Sault Ste. Marie	Ar	*4 50				

Duluth & Iron Range R. R.—"Vermilion Route"

61 Mixed Daily		1 Daily		Miles		2 Daily		62 Mixed Daily	
9 00	0	Lv. Duluth	Ar	6 55	12 30				
10 10	10 00	27	Lv. Two Harbors	Ar	5 55	11 10			
—	—	80	Lv. Aurora	Ar	3 45	8 40			
—	—	82	Lv. Biwabik	Lv	3 30	8 25			
—	—	100	Lv. Eveleth	Lv	2 40	7 35			
—	—	105	Lv. Virginia	Ar	2 15	7 10			
2 52	12 09	77	Lv. Mesaba	Ar	3 57	8 50			
3 53	12 50	98	Lv. Tower	Ar	3 13	8 05			
4 55	1 35	117	Lv. Ely	Ar	2 30	7 10			
—	—	120	Lv. Winton	Lv	1 46				

Duluth, Missabe &

Connections With Northern Pacific Trains

At Minneapolis and St. Paul

Chicago, Burlington & Quincy R. R.

	50	52	48		51	47	49
.....	8 30	7 05	7 20	Lv Minneapolis Ar	11 25	7 50	11 55
.....	9 30	8 00	8 00	St. Paul	10 35	7 00	11 00
.....	1 05	11 45	11 35	La Crosse	6 30	3 10	6 45
.....	3 40	2 10	1 55	Dubuque	3 30	11 55	3 40
.....	9 25	7 55	7 57	Ar Chicago Lv	10 35	6 30	11 00
.....	7 00	6 05	Rock Island	11 20	8 00
.....	6 51	5 50	St. Louis	8 34	8 04

Chicago, St. Paul, Minneapolis & Omaha (Northwestern Line.)

2-516	402	404	406	510	†Except Sundays	517	401-1	5	3	7
8 05	8 05	6 20	8 00	10 45	Lv Minneapolis Ar	10 55	7 40	10 30	5 50
8 50	8 50	7 00	8 40	11 30	St. Paul	10 20	7 05	9 55	5 15
5 30	4 25	7 20	Ar Madison Lv	7 30
8 15	6 45	4 35	5 50	10 50	4 20
10 30	9 10	6 55	8 35	11 30	Chicago	8 15	10 25	6 30	10 00
.....	7 30	Lv Minneapolis Ar	8 25	10 40	5 40
.....	8 10	St. Paul	7 40	9 55	4 55
.....	7 35	Ar Sioux City Lv	10 55	12 45	6 45
.....	7 15	Omaha	7 45	9 05

Chicago, Milwaukee & St. Paul Ry.

8 00	12 01	6 15	8 00	10 45	Lv Minneapolis Ar	10 00	11 00	7 55	10 00	11 50
8 50	12 45	7 00	8 40	11 30	St. Paul	9 15	10 15	7 15	9 15	11 00
11 38	3 38	9 55	11 32	2 10	Winona	6 20	7 03	4 04	6 07	7 53
12 35	4 15	10 30	12 20	La Crosse	5 05	6 05	3 13	5 20	7 05
6 40	10 10	4 30	6 05	9 15	Ar Milwaukee Lv	10 40	12 30	9 00	10 35	1 15
9 00	12 25	7 00	8 35	11 30	Chicago	8 15	10 20	6 30	8 15	11 00

Chicago, Rock Island & Pacific Ry.

4 00	10 20	*8 30	7 00	*2 15	Lv Minneapolis Ar	*8 25	*10 10	7 15	4 20	7 45
4 35	11 10	9 10	7 40	2 55	St. Paul	7 30	9 20	6 30	3 25	6 55
.....	6 59	12 30	7 59	Ar Chicago Lv	3 30	6 00	12 50
.....	7 12	3 15	St. Louis	2 15	7 30
7 20	3 25	Kansas City	11 30	4 00

Chicago Great Western R. R.

.....	7 40	7 45	8 00	2 10	Lv Minneapolis Ar	7 45	8 10	4 45	8 05
.....	8 15	8 20	8 35	2 40	St. Paul	7 05	7 30	4 10	7 30
.....	3 53	Ar Dubuque Lv
.....	8 30	Chicago
.....	6 20	9 15	11 25	Des Moines	9 05	7 10
.....	10 56	4 50	St. Joseph	4 30	1 35
.....	1 15	7 25	Kansas City	2 30	11 30
.....	7 59	8 55	Omaha	8 10	8 00

Minneapolis & St. Louis R. R.

*8 40	†7 55	*9 45	*6 05	†7 30	Lv Minneapolis Ar	*7 50	†7 50	*9 50	†6 25	*8 10
9 25	8 45	10 30	6 50	8 15	St. Paul	7 05	7 00	9 00	6 30	7 20
.....	2 35	6 35	Ar Marshalltown Lv	9 10	1 22
.....	2 20	7 55	St. Louis	7 00	2 00
.....	6 55	4 15	Fort Dodge	10 55	11 00
.....	10 30	7 40	Des Moines	7 25	7 30
6 15	6 00	Watertown	8 30	11 00
10 30	Aberdeen	7 20
.....	6 30	7 30	Kansas City	6 15	1 00

Minneapolis, St. Paul & Sault Ste. Marie Ry. (Soo Line.)

.....	*7 45	*7 05	Lv Minneapolis Ar	*8 55	*4 40
.....	8 25	7 45	St. Paul	8 15	4 00
.....	1 52	1 00	Marshallfield	3 12	10 11
Street Car & Auto Bus to Menasha	Menasha	Auto Bus to Neenah
.....	4 28	3 41	Neenah	12 25	7 02
.....	4 47	4 06	Oshkosh	12 01	6 36
.....	5 30	4 47	Pond du Lac	11 20	5 52
.....	7 05	Ar Milwaukee Lv	7 35
.....	10 15	9 15	Chicago	6 35	12 30

Low Summer Fares

Summer excursion tickets now on sale to vacation points. Final return limit Oct. 31, 1925. Liberal stopovers.

Inquire Today

At Chicago

Pennsylvania Railroad System—Union Station.

Chicago	Lv	*1 30	*8 30	*10 35	*10 30	*12 40	*1 00	*3 15	*5 30	*8 20	*10 15	*11 30
Pittsburgh	Ar	4 10	9 55	3 35	10 45	11 59	12 09	7 20	6 35	9 00	2 40	12 30
Baltimore	Ar	2 35	6 53	3 16	7 40	8 03	6 04	3 20	6 04	2 35	9 15
Washington	Ar	3 35	7 55	4 20	8 40	9 00	7 00	4 20	7 00	3 35	10 13
Philadelphia	Ar	2 20	7 34	1 32	7 29	7 54	5 48	3 08	5 16	11 55	9 35
New York	Ar	4 55	9 35	3 35	9 30	9 40	8 15	5 28	7 10	2 30	12 10
Chicago	Lv	*9 35	*10 55	Chicago	Lv	*9 30	*8 30	*11 40
Indianapolis	Ar	3 00	4 05	Logansport	Ar	12 35	11 45	2 35
Louisville	Ar	6 25	7 30	Richmond	Ar	3 35	3 25	5 45
.....	Cincinnati	Ar	6 00	6 20	8 00

Chicago & Alton R. R.—Union Station.

Chicago	Lv	*10 00	11 30	†6 50	*9 00	11 30	*11 59
Springfield	Ar	2 45	3 35	10 55	3 20	4 25	
St. Louis	Ar	5 47	6 00	1 20	7 01	7 20	7 43

New York Central R. R.—La Salle Station.

Chicago	Lv	*2 20	*8 25	*10 30	*10 35	*12 40	*1 45	*2 10	*5 00	*5 30	*11 00
Toledo	Ar	8 48	1 37	3 35	4 42	7 40	10 40	10 52	8 45	4 20
Cleveland E. T.	Ar	12 38	5 20	7 00	8 30	11 37	2 43	2 43	8 15	8 15
Buffalo	Ar	5 30	9 30	1 30	4 20	7 10	7 10	12 45	3 50
Albany	Ar	4 50	5 50	9 15	6 27	12 10	3 32	1 45	6 57	3 25
New York	Ar	9 22	3 30	9 40	4 00	7 00	5 25	10 10	7 00
Boston	Ar	10 55	3 10	12 00	7 25	7 25	A 6 35

Nickel Plate—N. Y. C. and St. L. Ry.—La Salle Station.

Chicago (Central Time)	Lv	*10 35	*2 40	*9 00
Cleveland (Eastern Time)	Lv	9 31	3 05	8 30
Buffalo	Ar	2 55	8 30	3 05
New York (Via D. L. & W. R. R.)	Ar	3 30	7 30

Michigan Central R. R.—Central Station.

Chicago	Lv	*12 05	*8 47	*10 00	*10 30	*12 30	*3 00	*5 10	*8 00	*10 00	*11 15
Detroit	Ar	7 40	3 15	4 14	5 55	6 55	10 35	12 40	2 07	6 10	6 45
Buffalo (E. T.)	Ar	4 30	10 00	10 10	1 00	7 15	8 40
New York	Ar	7 00	9 00	9 00	3 30	6 30	7 00
Boston	Ar	6 30	12 00	3 10	8 35	e10 55

Illinois Central Ry.—Central Station.

Chicago	Lv	*1 00	*9 00	d12 30	*6 15	*11 45	*11 30	*9 10
St. Louis	Ar	8 20	4 43	1 10	8 50	6 15	7 23
Memphis	Ar	4 30
Birmingham	Ar
New Orleans	Ar	11 00	11 15	8 45

"Big Four Route"—C. C. C. & St. L. Ry.—Central Station.

Chicago	Lv	*10 10	*1 00	*5 00	*9 15	†8 25	*11 40	*8 30
Indianapolis	Ar	3 10	6 05	9 45	2 45	2 25	4 50	3 00
Cincinnati	Ar	6 15	9 00	6 00	6 15	7 50	7 40

Pere Marquette Ry.—Grand Central Station.

Chicago	Lv	†7 15	*12 00	*11 45	†5 00
Grand Rapids	Ar	1 20	5 00	6 05	10 00
Detroit	Ar	*8 55	†11 35	6 00

Baltimore & Ohio R. R.—Grand Central Station.

Chicago	Lv	10 00	*1 00	*6 25	*10 00
Pittsburgh	Ar	11 45	7 55	12 35
Washington	Ar	8 30	9 00	4 40	10 15
Baltimore	Ar	10 08	9 58	5 50	11 15
New York	Ar	2 44	2 44	10 30	6 50

Wabash Ry.—Dearborn Station.

Chicago	Lv	*11 25	10 30	Chicago	Lv	*11 30	12 30	*9 30	*12 05
Detroit (C. T.)	Ar	7 25	5 55	Decatur	Ar	3 15	5 30	2 55	4 40
Byfalo	Ar	5 10	2 50	St. Louis	Ar	6 15	8 30	7 03	7 41
New York DL & W Ar	7 00	3 30

Erie R. R.—Dearborn Station.

Chicago (Ct. Time)	Lv	*11 00	*10 10
Cleveland (East. Time)	Lv	10 4

Connections With Northern Pacific Trains

At St. Louis.

Baltimore & Ohio.—Union Station.

Lv St. Louis	* 12 05	* 9 30	* 9 00	
Ar Louisville (Camp Taylor)	9 50	7 30	6 35	
Cincinnati	8 55	7 20	6 25	REFERENCE
Columbus	12 40	12 25		*Daily.
Pittsburgh	7 50	7 55		†Daily Ex. Sun.
Washington	2 45	2 05		aEx. fare to Phila.
Baltimore	3 48	3 13		and New York.
Philadelphia	6 00	5 38		bNo. Philadelphia.
Ar New York (Penna. Sta.)	8 20	8 04		

Big Four (C. C. C. & St. L. R. R.)—Union Station.

Lv St. Louis	*12 00	*12 45	* 5 00	*10 00	* 8 25	
Ar Indianapolis	6 05	6 20	10 50	4 40	2 50	
Cincinnati	9 00			7 50	6 15	
Cleveland		2 30	7 50	4 55	11 25	
Buffalo		6 50	12 45	9 30	4 20	
New York		5 00	10 10	8 00	4 00	
Ar Boston		7 25		10 55	7 25	

Frisco Lines (St. L.-S. F. Ry.)—Union Station

Lv St. Louis	* 8 50	* 6 58	* 6 50	* 8 30	*10 45	* 8 05	*11 25
Ar Memphis						7 35	7 35
Birmingham						5 30	3 20
Jacksonville							7 45
Springfield	4 35	1 55	1 30	3 25	7 00		
Tulsa	12 15	7 00			2 10		
Oklahoma City	7 10	10 45			6 55		
Dallas			1 15	7 30			
Ft. Worth			1 30				

Illinois Central—Union Station.

Lv St. Louis	* 7 09	*12 49	* 3 50	*11 22	9 32
Ar Memphis	8 20	11 30	1 10	7 47	8 20
New Orleans		11 00	11 15	8 45	
Birmingham					4 30
Ar Jacksonville					7 50

Louisville & Nashville—Union Station.

Lv St. Louis	* 8 19	* 3 36	* 8 45	9 40
Ar Evansville	2 15	9 00	2 15	2 40
Nashville	8 43	2 25	8 05	10 17
Birmingham	4 25	9 07	3 40	
Montgomery	9 50	11 45	7 00	
Mobile		5 12	2 15	
New Orleans		9 45	6 50	
Chatanooga	2 30	6 50		
Atlanta	7 30	10 59		6 29
Ar Jacksonville via Atlanta				7 15

Louisville, Henderson & St. Louis—Union Station.

Lv St. Louis	* 8 19	9 40		
Ar Evansville	2 35	2 25		
Ar Louisville	7 40	7 25		

Missouri-Kansas-Texas Lines—Union Station.

Lv St. Louis	* 9 08	* 6 50	* 9 03	
Ar Oklahoma City	7 20		4 40	
Dallas	8 35	1 15	8 00	
Ft. Worth	8 35	1 30	7 50	
Houston (Camp Logan)	8 00		7 35	

Missouri Pacific—Union Station.

Lv St. Louis	* 9 05	* 6 45	* 9 05	* 9 05
Ar Little Rock	7 15	3 43	7 45	7 25
Hot Springs	9 25	7 00	10 20	
Dallas	7 00	1 15	8 15	
Ft. Worth	8 00	2 10	10 55	
San Antonio	6 20	9 30	8 30	
Houston		5 30	6 30	

Mobile & Ohio.—Union Station.

Lv St. Louis	* 8 15	* 8 50		
Ar Cairo	1 45	2 12		
Jackson	6 15	5 50		
Meridian	3 00	2 20		
Ar Mobile	7 45	7 10		

Pennsylvania Railroad System—Union Station.

Lv St. Louis	* 8 33	*a12 02	*12 30	*a4 00	*11 50	8 58
Ar Indianapolis	2 50	5 37	7 20	9 50	7 15	2 28
Pittsburgh	2 50	3 45	7 10	9 00	7 00	
Baltimore	12 00	12 00	6 04	6 04	6 53	9 15
Washington	1 05	1 05	7 00	7 00	7 55	10 20
Philadelphia	11 42	b 11 53	3 84	b 5 16	4 25	8 21
Ar New York	1 43	1 52	5 50	7 10	7 05	10 05

At St. Louis—(Cont.)

Southern—Union Station.

Lv St. Louis	* 8 40*	9 20
Ar French Lick	5 45	10 00
Louisville	7 35	6 50
Knoxville	6 55	
Asheville	1 00	
Chatanooga (Ter. Sta.)	6 00	6 45
Atlanta (C. T.)	11 25	11 40
Ar Jacksonville (E. T.)		11 15

St. L. S. W.—Union Station.

Lv St. Louis	* 9 08	
Ar Paragould	5 40	
Pine Bluff	11 20	
Camden	7 10	
Ar Texarkana	9 55	

N. Y. C. & St. L. (Clover Leaf District)—Union Station.

Lv St. Louis	* 6 00	
Ar Toledo (C. T.)	8 45	
Ar Toledo (E. T.)	9 45	

Wabash—Union Station.

Lv St. Louis	* 8 30	11 40	* 6 30
Ar Toledo (C. T.)	8 30	1 20	7 30
Detroit (C. T.)	9 15	1 45	7 15
Buffalo			5 10
Ar New York (D. L. & W.)			7 00

At Kansas City.

C. R. I. & P.—Union Station.

Lv Kansas City	*11 00*	* 7 15	*11 30	
Ar Topeka	12 50	9 05	1 25	
Wichita	6 35	1 45	7 30	
El Reno	12 10	6 30	1 15	
Ft. Worth	7 15	2 25	8 40	
Ar Dallas	8 45	3 45		

Frisco Lines (St. L.-S. F. Ry.)—Union Station.

Lv Kansas City	*12 30	* 8 20	* 6 00	*11 00	*11 40
Ar Fort Scott	3 10	11 35	8 52	1 39	3 05
Joplin	3 55	2 05	11 30		6 30
Springfield		4 00	11 43		7 20
Memphis		8 55	7 50		8 45
Birmingham			3 20		5 30
Tulsa	8 15			6 30	2 10
Oklahoma City				9 59	6 55
Dallas	6 25				
Ar Ft. Worth	7 55				

Kansas City So.—Union Station.

Lv Kansas City	* 1 30	*11 35
Ar Joplin	6 35	5 20
Ft. Smith	1 40	12 25
Texarkana	7 00	6 15
Shreveport	10 25	9 30
Beaumont	5 25	6 50
Ar Port Arthur	6 15	7 40

M-K-T-R-E.—Union Station.

Lv Kansas City	* 4 50	*10 10
Ar Oklahoma City	7 20	10 10
Denison	4 20	10 10
Wichita Falls		2 25
Dallas	8 35	1 15
Ft. Worth	8 35	1 30
Waco	11 55	3 45
Austin	4 25	7 00
San Antonio	7 10	9 35
Ar Houston (Camp Logan)	8 00	

Mo. Pac.—Union Station.

Lv Kansas City	* 8 30	*10 00	* 4 00	
Ar Wichita	6 05	11 35		
Ar Coffeyville	4 45	4 10	9 28	
Ar Hot Springs		9 25	10 00	

Santa Fe (A. T. & S. F. Ry.)—Union Station.

Lv Kansas City	* 9 10	* 8 45	*10 30	*10 50	* 1 15
Ar Wichita	5 05	2 50	5 45	5 20	8 25
Amarillo				6 00	9 30
Guthrie	10 30	7 00	11 05		
Oklahoma City	11 45	8 00	12 15		
Ft. Worth	7 05	3 55	8 55		
Houston (Camp Logan)	7 35	7 40	7 40		
Ar Galveston	9 45	9 35	9 35		



In the ORIENT



R. J. Tozer, general agent of freight and passenger traffic departments, represents the Northern Pacific Railway in China, Japan and the Philippine Islands, with headquarters at 609 Robert Dollar Bldg., SHANGHAI, CHINA

Information gladly furnished to travelers

GENERAL INFORMATION FOR TRAVELERS

The Northern Pacific Railway is not responsible for errors in time tables, inconveniences or damage from delayed trains, or failure to make connections.

Schedules are subject to change without notice.

Buy Tickets before boarding trains and thereby avoid payment of extra charge.

Children under 5 years of age free when accompanied by parent or guardian; 5 years of age and under 12, one-half fare; 12 years of age or over, full fare.

Tickets Must Be Used Within Limit. Passengers must reach destination not later than midnight of date punched in the margin of tickets, or indicated on stopover paster. One-way card tickets will be honored for continuous passage commencing within one day of date of sale.

Tickets Honored via Seattle. All tickets reading via Northern Pacific from Spokane, Wash., or points east to Tacoma, Wash., and points south thereof, will be honored via Seattle, Wash., without additional charge, upon application to Conductor or Train Auditor.

Optional Routes. "All the Year" Tourist and Summer Excursion tickets reading via Northern Pacific Railway from points in or east of Montana to Portland, Oregon, or via Portland, Oregon, to points south thereof, or to points on the Astoria Division, S. P. & S. Ry., will be honored at option of passengers via the Northern Pacific Railway to Spokane or Pasco, thence via Spokane, Portland and Seattle Railway to Portland. This ruling does not apply on tickets issued in Colorado, New Mexico, Oklahoma, Texas or Wyoming or from points in Kansas, except Atchison or Leavenworth, or where tickets are routed via Kansas City, Mo., or St. Paul, Minn., nor does it apply on tickets from points in Montana or South Dakota, on the C. B. & Q. R. R., or from points in Nebraska, west of Grand Island, Hastings or Superior.

"All the Year" Tourist and Summer Excursion tickets from points in Montana or east thereof reading via Northern Pacific Railway to Spokane or Pasco, thence via Spokane, Portland and Seattle Railway to Portland, or via Portland to points south thereof, or to points on Astoria Division, S. P. & S. Ry. will be honored at option of passengers via Northern Pacific Railway through Seattle or Tacoma to Portland, as the case may be; and vice versa. This ruling does not apply on tickets issued in Colorado, New Mexico, Oklahoma, Texas or Wyoming or from points in Kansas, except Atchison or Leavenworth, or where tickets are routed via Kansas City, Mo., or St. Paul, Minn., nor does it apply on tickets from points in Montana or South Dakota, on the C. B. & Q. R. R., or from points in Nebraska, west of Grand Island, Hastings or Superior.

Tickets reading via S. P. & S. Ry. from Spokane, Wash., to Pasco, Wash., or beyond, or vice versa, will be honored at option of passengers via Northern Pacific Railway between Spokane and Pasco.

Tickets reading via Great Northern Railway, Oregon-Washington Railroad & Navigation Company, or Northern Pacific Railway to any point on the joint line, Seattle to Portland inclusive or on any branch line diverging therefrom, will be honored on trains of any of these railways on the joint line.

Stopovers at Livingston and Billings, Mont., on One-Way Tickets. During Yellowstone National Park season (June 20th to September 15th), in order to permit passengers to make Yellowstone Park Trip, stopover of not to exceed ten days will be allowed at Livingston or Billings, Mont., on all one-way tickets reading through that point. To secure stopover passengers should notify conductor of their desire to stop over and immediately upon arrival at Livingston or Billings as the case may be, deposit their tickets with ticket agent and purchase side trip ticket to Gardiner, Cody or Yellowstone National Park and return.

Stopovers at Spokane, Tacoma, Seattle and Portland on One-Way Tickets. Stopovers of not to exceed ten days each will be allowed at Spokane, Seattle and Tacoma, Washington, and Portland, Oregon, on one-way tickets reading through the point or points of stopover; except that stopovers will not be allowed on tickets sold in Washington destined to points in Oregon or Washington, or on tickets sold in Oregon destined to points in Oregon or Washington. The stopovers may be obtained on application to the conductor and by deposit of the ticket with the agent.

Telegraph Service. Western Union messages accepted at all stations.

Dining Car Meals are served on both a la carte and club plan.

Adjustment of Fares. In cases of dispute with conductors or agents, passengers should pay fare required, take receipt and communicate with Mr. E. J. Johnson, Auditor Passenger Receipts, Northern Pacific Railway, St. Paul, Minn.

Redemption of Tickets. Tickets unused or partly used will be redeemed under tariff regulations.

Mark your Baggage. All baggage should show name and permanent address of owner. Hand baggage in Pullmans is restricted to what can be conveniently placed in berth or seat occupied by passenger.

Baggage Maximums. No single piece of baggage exceeding 250 pounds in weight, or 72 inches in greatest dimension, or exceeding \$2500.00 in value will be checked. Free allowances are subject to tariff stipulation as to contents, weight, value and size.

Limited Liability. Excess value of baggage should be declared and paid for at time of checking.

Bicycles (not motorcycles), baby carriages, dogs and guns are carried in baggage cars subject to regulations.

Lost Articles should be inquired for from the General Baggage Agent, Northern Pacific Railway, St. Paul, Minn. No responsibility is assumed for unchecked articles left in stations or cars.

YELLOWSTONE NATIONAL PARK SEASON
JUNE 20 to SEPTEMBER 15

Very Low Summer Fares



THIS summer visit the Pacific Northwest while excursion rates are in effect. You will be amazed at the low cost of a wonderful vacation—in the mountains, at the seashore, at Yellowstone or Rainier National Parks!

Northern Pacific Vacations take you into the great states of Montana, Wyoming, Idaho, Washington and Oregon. Visit remarkable cities! See Indians and wild game, frontier relics and great mines! Learn the Pacific Northwest.

Yellowstone Park Rocky Mountains Pacific Coast

Tickets to Yellowstone Park will be on sale June 1st to September 13th, inclusive, depending on starting point.

The last date that passengers can arrive at Gardiner or Cody and make a tour of Yellowstone Park will be September 15th, 1925.

Tickets to Helena and Butte will be sold June 1st to September 30th, inclusive, and to Spokane, Lewiston, Walla Walla, North Pacific Coast and California destinations will be sold May 15th to September 30th, inclusive.

Limits—Final return limit of October 31st, 1925.

Stop-Overs—Stop-overs allowed at any point within final limit.

From the following cities	To the points listed below					From the following cities	To the points listed below				
	Yellow- stone National Park	Butte- Helena Montana Rockies	Spokane Lewiston Walla Walla	Seattle Tacoma Portland Vancouver- Victoria	California one-way via North Pacific Coast		Yellow- stone National Park	Butte- Helena Montana Rockies	Spokane Lewiston Walla Walla	Seattle Tacoma Portland Vancouver- Victoria	California one-way via North Pacific Coast
New York City	\$108.82	\$111.32	\$133.32	\$138.32	\$156.32	Chicago	\$ 56.50	\$ 59.00	\$ 81.00	\$ 86.00	\$104.00
Boston	115.90	118.40	140.40	145.40	163.40	St. Louis	59.00	61.50	76.50	81.50	99.50
Philadelphia	103.64	106.14	128.14	133.14	151.14	Kansas City	50.00	57.50	67.00	72.00	90.00
Washington	100.95	103.45	125.45	130.45	148.45	Milwaukee	56.50	58.00	79.85	84.85	105.15
Buffalo	86.60	89.10	111.10	116.10	134.10	Des Moines	52.00	56.55	72.65	77.65	95.66
Pittsburgh	83.55	86.05	108.05	113.05	131.05	St. Paul	46.20	49.15	67.00	72.00	97.75
Detroit	72.20	74.70	96.70	101.70	119.70	Minneapolis	46.20	49.15	67.00	72.00	97.75
Cincinnati	71.90	74.40	96.35	101.35	119.35	Duluth	48.05	49.15	67.00	72.00	101.15
Cleveland	76.15	78.65	100.65	105.65	123.65	Superior	48.05	49.15	67.00	72.00	101.05

Please call upon us for travel information whenever you wish it.

A. B. Smith, Passenger Traffic Manager,
St. Paul, Minnesota

Northern Pacific Railway

TO THE ORIENT

STEAMSHIP	FROM	TO	YOKOHAMA	KOBE	MOJI	NAGASAKI	SHANGHAI	HONG KONG	MANILA
-----------	------	----	----------	------	------	----------	----------	-----------	--------

AMERICAN ORIENTAL MAIL LINE—ADMIRAL ORIENTAL LINE—AGENTS

		Due			Modern 21,000 Ton Liners	Due		
President Jackson	Seattle Victoria	May 15	May 27	May 29	"The American Highway"	June 1	June 5	June 8
President McKinley		May 27	June 3	June 10		June 13	June 17	June 20
President Jefferson		June 8	June 20	June 22		June 25	June 29	July 2
President Grant		June 20	July 2	July 4		July 7	July 11	July 14
President Madison		July 2	July 14	July 16		July 19	July 23	July 26

N. Y. K. LINE

		Due			LOW FARES	Due			YUSEN KAISHA LINE
Kaga Maru	Seattle Victoria	Apr. 25	May 11	May 15	LOW FARES	May 20	May 22	May 26	
Iyo Maru		May 12	May 28	June 1		June 6	June 8	June 12	
Shidzouka Maru		June 2	June 18	June 22		June 27	June 29	July 3	
Yokohama Maru		June 24	July 10	July 14		July 19	July 21	July 25	

BLUE FUNNEL LINE

		Due			Leaving Seattle at Daylight Westbound	Due		
Achilles	Seattle Victoria	May 14	May 28	June 1	LARGE AND FAST STEAMERS ASIATIC STEERAGE ONLY	June 10	June 10	June 27
Philoctetes		June 4	June 18	June 22		July 1	July 1	July 18
Talthybius		July 2	July 16	July 20		July 29	July 29	Aug. 8
Tyndareus		July 16	July 30	Aug. 3		Aug. 10	Aug. 10	Aug. 22
Achilles		Aug. 20	Sept. 3	Sept. 7		Sept. 16	Sept. 16	Sept. 26

CANADIAN PACIFIC

		Due			Due			FREQUENT SAILINGS.
Empress of Asia	Victoria Vancouver, B.C.	May 28	June 8	June 9	June 10	June 12	June 15	
Empress of Canada		June 11	June 22	June 23	—	June 26	June 29	
Empress of Russia		June 25	July 6	July 7	July 8	July 10	July 13	
Empress of Australia		July 9	July 21	July 23	—	July 26	—	

TO ALASKA.

ALASKA STEAMSHIP COMPANY—Leave Seattle 9:00 a. m.
Southwestern Route.

Ketchikan-Juneau-Cordova-Valdez-Seward

S. S. North Western..... May 16, June 6-27, July 18, Aug. 8-29.
S. S. Alaska..... May 2-23, June 13, July 4-25, Aug. 15, Sept. 5.
S. S. Yukon..... May 9-30, June 20, July 11, Aug. 1-22.

ADMIRAL LINE (Pacific S. S. Co.)—Leave Seattle.
Southeastern Route.

Ketchikan-Juneau-Skagway.

S. S. "Admiral Rogers"..... June 3-17, July 1-15.
S. S. "Queen"..... June 20, June 24, July 8, July 22.

Southwestern Route.

S. S. "Admiral Watson"..... Leave Seattle 10 A. M. June 16, July 14, Aug. 11.
S. S. "Admiral Evans"..... Leave Seattle 10 A. M. June 30, July 28, Aug. 25.

CANADIAN PACIFIC STEAMSHIPS—Leave Seattle.

Vancouver B. C. direct..... 11:30 P. M. Daily
Victoria and Vancouver..... 9:00 A. M. Daily

THE ALASKA RAILROAD

Seward, Anchorage, Fairbanks, Chatanika

COPPER RIVER & NORTHWESTERN RAILWAY

Cordova, Miles Glacier,
Kennecott.

Lv Mo. Th..... 8:00 a. m.	SEWARD	Ar We. Sa.... 8:00 a. m.
Ar Mo. Th..... 1:45 p. m.	ANCHORAGE	Lv We. Sa.... 2:15 p. m.
Lv Mo. Th..... 2:45 p. m.	ANCHORAGE	Ar We. Sa.... 1:15 p. m.
Ar Mo. Th..... 8:30 p. m.	CURRY	Lv We. Sa.... 7:30 a. m.
Lv Tu. Fri..... 8:30 a. m.	CURRY	Ar Tu. Fri.... 7:45 p. m.
Ar Tu. Fri..... 2:15 p. m.	HEALY	Lv Tu. Fri.... 2:15 p. m.
Lv Tu. Fri..... 2:45 p. m.	HEALY	Ar Tu. Fri.... 1:45 p. m.
Ar Tu. Fri..... 8:00 p. m.	FAIRBANKS	Lv Tu. Fri.... 8:30 a. m.

† 8 00 Lv Cordova... Ar 8 00

10 20 "Miles Glacier" 5 50

3 45 "Chitina"..... 12 00

7 45 Ar Kennecott. Lv † 8 00

Lv Mo. Th..... 8:30 a. m.	FAIRBANKS	Ar Mo. Th... 4:00 p. m.
Ar Mo. Th..... 12:20 p. m.	CHATANIKA	Lv Mo. Th... 12:40 p. m.
Chickaloon Branch		
Lv Mo. We. Fri 11:00 a. m.	ANCHORAGE	Ar Tu. Th. Sa. 2:45 p. m.
Ar Mo. We. Fri. 3:00 p. m.	SUTTON	Lv Tu. Th. Sa. 10:40 a. m.
Ar Fri..... 6:00 p. m.	CHICKALOON	Lv Sa..... 8:00 a. m.

*One train weekly between Sutton and Chickaloon.

TO HAWAII, JAPAN, CHINA.

7 PRESIDENT SHIPS

Speedy and luxurious, from Los Angeles and San Francisco to Hawaii, Japan, China and through to Straights Settlements, Ceylon, Egypt, Italy and France, Boston and New York.

Next Sailings: From San Francisco.... May 23, June 6, July 4-18, Aug. 1-15. and every fourteen days thereafter.

For information address

DOLLAR STEAMSHIP LINE

Hugh Mackenzie, General Passenger Agent

Robert Dollar Building, 311 California Street, San Francisco, California

Geo. G. Neil, Passenger Agent

626 So. Spring Street, Los Angeles, California.

TO CALIFORNIA.

ADMIRAL LINE—(Pacific S. S. Co.)

From Seattle every Tuesday, Thursday and Saturday.
From Portland every Wednesday and every other Saturday.

PUGET SOUND TO HAWAII.

MATSON NAVIGATION CO.—S. S. Lurline.

Sailings from Seattle..... June 6, July 18, Aug. 29, Oct. 10.

PUGET SOUND NAVIGATION COMPANY.

U. S. Navy Yard (Bremerton)—Leave Seattle.

To Bremerton, Charleston, Port Orchard, Veteran's Home, Retsil, Ostrich Bay
STEAMERS: Seattle, Tourist, City of Bremerton. Colman Dock—
Ex. Sun. 6:30 †7:15 9:00 10:30 †11:30am 1:30 3:00 5:15pm Sun. †9:30 pm.
11:00 am. Extra Sat. †9:30pm. (†Automobile service)

STEAMSHIP SAILINGS—The above sailing schedules are compiled from information given the Northern Pacific Railway by steamship lines and are not guaranteed—they are subject to change without notice and the Railway Company will not be responsible for failure of any steamship line to carry out its advertised schedule.

For Detailed Information Apply to Your Local Agent or Write A. B. Smith, Pass. Traffic Mgr., Northern Pacific Ry., St. Paul, Minn.

TABLE OF SLEEPING CAR RATES

For information only.

Subject to change without notice.

BETWEEN



	Chicago		St. Paul Minneapolis		Duluth Superior		Jamestown		St. Louis		Kansas City		Billings		Gardiner		Butte Helena		Spokane		Seattle Tacoma		Portland		
	Stand- ard Lower Berth	Tour- ist Lower Berth	Stand- ard Lower Berth	Tour- ist Lower Berth	Stand- ard Lower Berth	Tour- ist Lower Berth	Stand- ard Lower Berth	Tour- ist Lower Berth	Stand- ard Lower Berth	Tour- ist Lower Berth	Stand- ard Lower Berth	Tour- ist Lower Berth	Stand- ard Lower Berth	Tour- ist Lower Berth	Stand- ard Lower Berth	Tour- ist Lower Berth	Stand- ard Lower Berth	Tour- ist Lower Berth	Stand- ard Lower Berth	Tour- ist Lower Berth	Stand- ard Lower Berth	Tour- ist Lower Berth	Stand- ard Lower Berth	Tour- ist Lower Berth	
Chicago			\$ 3.75	\$ 1.88	\$ 4.50	\$ 7.50	\$ 4.13							\$13.50	\$ 7.30	\$15.38	\$15.75	\$ 8.25	\$19.88	\$10.50	\$23.63	\$12.38	\$23.63	\$12.38	\$12.38
St. Paul-Minneapolis	\$ 3.75	\$ 1.88			\$ 3.00	\$ 3.75	\$ 2.25	\$5.63	\$ 5.63					10.13	5.63	12.00	12.38	6.38	16.50	8.63	19.88	10.88	19.88	10.88	
Duluth-Superior	4.50		3.00			4.13								10.13		12.00	12.38	6.38	16.50	8.63	19.88	10.88	19.88	10.88	
Bemidji			3.38																						
International Falls			3.75																						
Staples	6.38	3.38	3.00	1.88	3.00	3.38	1.88							8.25	4.50	10.50	10.88	6.00	15.00	8.25	19.13	10.50	19.13	10.50	
Fargo	7.50	3.75	3.75	1.88	3.75									7.50	3.75	8.63	9.00	5.25	13.50	6.75	17.63	9.00	17.63	9.00	
Valley City	7.50	3.75	3.75	1.88	3.75									6.75	3.75	8.63	9.00	5.25	13.13	6.75	17.25	9.00	17.25	9.00	
Jamestown	7.50	4.13	3.75	2.25	4.13									6.38	3.38	8.25	8.63	4.50	13.13	6.75	17.25	9.00	17.25	9.00	
Bismarck-Mandan	8.63	4.50	5.25	3.00	5.25									5.25	3.38	6.75	7.88	4.50	12.00	6.38	15.75	8.63	15.75	8.63	
Dickinson	10.13	5.25	6.38	3.38	6.38	3.75	1.88							3.75	2.25	6.00	6.38	3.75	10.50	5.63	14.63	7.88	14.63	7.88	
Glendive	10.88	5.63	7.50	3.75	7.50	3.75	1.88							4.50	5.63	3.38	9.75	5.25	13.50	7.50	13.50	7.50	13.50	7.50	
Terry	11.25	6.00	7.88	4.13	8.25	4.13	2.25							4.13	4.50	3.00	9.00	5.25	13.13	7.50	13.13	7.50	13.13	7.50	
Miles City	12.00	6.38	8.25	4.50	8.63	4.50	2.25							3.75	4.50	3.00	8.63	4.50	12.75	6.75	12.75	6.75	12.75	6.75	
Forsyth	12.38	6.38	8.63	4.50	9.00	5.25	3.00							3.75	4.13	2.25	8.25	4.50	12.38	6.75	12.38	6.75	12.38	6.75	
Billings	13.50	7.50	10.13	5.63	10.13	6.38	3.38							3.38	3.75	1.88	6.75	3.75	10.88	6.00	10.88	6.00	10.88	6.00	
St. Louis			5.63					13.50	11.25					3.75		14.63	15.38		19.13		22.50		22.50		
Kansas City			5.63							3.75				11.25		12.75	12.75		17.25		19.88		19.88		
Lincoln										5.63	3.75			9.75		12.00	12.00		16.50		19.88		19.88		
Grand Island										6.38	3.75			8.25		10.13	10.88		14.63		18.00		18.00		
Denver										10.13	6.38			8.25		10.13	10.88		14.63		15.75		15.75		
Sheridan										12.75	10.13			3.00		3.75	4.50		8.25		12.38		12.38		
Cody	15.00		12.00		12.00	8.25				14.63	12.75	3.00				3.00	1.88		6.00	3.38	10.13	5.63	10.13	5.63	
Livingston	14.63	7.88	10.88	6.00	10.88	7.50	4.13			14.63	12.75	3.00	1.88			3.00	1.88		6.00	3.38	10.13	5.63	10.13	5.63	
Gardiner	15.38		12.00		12.00	8.25				14.63	12.75	3.38				3.38			6.38		10.50		10.50		
Bozeman	15.00	7.88	11.25	6.00	11.25	7.88	4.13			14.63	12.75	3.00	1.88			3.00	1.88		5.63	3.00	9.75	5.25	9.75	5.25	
Butte-Helena	15.75	8.25	12.38	6.38	12.38	8.63	4.50			15.38	12.75	3.75	1.88			3.38			6.00	3.38	10.13	5.63	10.13	5.63	
Missoula	17.25	9.00	13.50	7.50	13.50	10.13	5.63			17.25	14.63	4.13	2.25			3.75	3.00	1.88	3.75	1.88	7.50	4.13	7.50	4.13	
Spokane	19.88	10.50	16.50	8.63	16.50	13.13	6.75			19.13	17.25	6.75	3.75			6.38	4.50	2.25	5.63	2.25	8.63	4.50	8.63	4.50	
Pasco-Kennewick	19.88	10.50	18.00	9.75	18.00	14.63	7.88			19.13	17.25	8.63	4.50			7.88	6.00	3.38	3.00	1.88	3.75	1.88	4.50	2.25	
Fallbridge	22.50	12.00	19.13	10.13	19.13	15.38	8.25					10.13	5.25	9.00		7.50	3.75	3.75	3.00	1.88	3.00	1.88	3.00	1.88	
Yakima	21.75	11.25	19.13	9.75	19.13	15.38	7.88			21.00	19.13	9.75	5.25	9.00		6.75	3.75	3.75	1.88	3.00	1.88	3.75			
Ellensburg	22.50	12.00	19.50	10.13	19.50	15.75	8.25			21.75	19.13	10.13	5.63	9.00		7.50	4.13	3.75	1.88	3.00	1.88	3.75			
Tacoma	23.63	12.38	19.88	10.88	19.88	17.25	9.00			22.50	19.88	10.88	6.00	10.50		8.63	4.50	4.50	2.25			3.75			
Seattle	23.63	12.38	19.88	10.88	19.88	17.25	9.00			22.50	19.88	10.88	6.00	10.50		8.63	4.50	4.50	2.25			3.75			
Portland	23.63	12.38	19.88	10.88	19.88	17.25	9.00			22.50	19.88	10.88	6.00	10.50		8.63	4.50	4.50	2.25			3.75			
Roseburg	b27.00	b14.25	a23.26	a11.25	a23.26	a20.63	a10.88			a14.26	a7.88	a13.88	12.01	6.38	7.88	4.13	3.75	4.13	3.75	3.75	3.75	3.75	3.75	3.75	
Grants Pass	b27.00	b14.25	a23.63	a12.00	a23.63	a21.00	a10.88			a14.63	a7.88	a14.25	12.38	6.38	8.25	4.13	3.75	4.13	3.75	3.75	3.75	3.75	3.75	3.75	
Sacramento	b27.00	b14.25	a23.63	a12.38	a23.63	a23.63	a12.38			a18.76	a9.75	a18.38	16.51	7.88	12.38	6.38	6.38	6.38	6.38	6.38	6.38	6.38	6.38	6.38	
San Francisco	b27.00	b14.25	a23.63	a12.38	a26.25	a23.63	a12.38			19.13	a9.75	a18.75	16.88	7.88	12.75	6.75	6.75	6.75	6.75	6.75	6.75	6.75	6.75	6.75	
Los Angeles	b27.00	b14.25	a23.63	a12.38	a26.25	a23.63	a12.38			23.26		a22.88	21.01		16.88			16.88		14.25		12.38	6.38	6.38	
Baltimore-Washington	8.25		12.00													24.00			28.13		31.50		31.50		
Boston	10.13		12.75													24.75			28.88		32.63		32.63		
Buffalo	5.63		9.00													21.38			25.50		28.88		28.88		
New York City	9.00		12.75													24.75			28.88		32.63		32.63		
Philadelphia	8.25		12.00													24.00			28.13		31.50		31.50		
Pittsburgh	4.50		8.25													20.25			24.38		28.13		28.13		

a—Via Portland. b—via St. Paul and Portland. ①—Butte \$5.25. ②—Tacoma 38c. less. ③—Tacoma 75c. less. ④—Tacoma 38c. less.

RATES FOR UPPER BERTH, DRAWING ROOM OR COMPARTMENT IN SLEEPING CARS INCLUDING SURCHARGE.

Where Lower Berth Rate Is	Upper Berth Rate Will Be	Drawing Room Rate Will Be	Compartment Rate Will Be	Where Lower Berth Rate Is	Upper Berth Rate Will Be	Drawing Room Rate Will Be	Compartment Rate Will Be	Where Lower Berth Rate Is	Upper Berth Rate Will Be	Drawing Room Rate Will Be	Compartment Rate Will Be	Where Lower Berth Rate Is	Upper Berth Rate Will Be	Drawing Room Rate Will Be	Compartment Rate Will Be
\$ 1.88	\$ 1.50	\$ 8.63	\$ 6.90	\$ 31.50	\$ 24.75	\$ 15.38	\$ 12.30	\$ 54.00	\$ 43.50	\$ 22.50	\$ 18.00	\$ 79.50	\$ 63.00
2.25	1.80			9.00	7.20	31.50	25.50	15.75	12.60	55.50	44.25	22.88	18.30	81.00	64.50
3.00	2.40	\$10.50	\$ 9.00	9.75	7.80	34.50	27.75	16.50	13.20	58.50	46.50	23.25	18.60	82.50	65.25
3.38	2.70	12.00	9.75	10.13	8.10	36.00	28.50	17.25	13.80	61.50	48.75	23.63	18.90	84.00	66.75
3.75	3.00	13.50	10.50	10.50	8.40	37.50	30.00	17.63	14.10	63.00	49.50	24.00	19.20	84.00	67.50
4.13	3.30	15.00	12.00	10.88	8.70	39.00	30.75	18.00	14.40	63.00	51.00	24.38	19.50	85.50	68.25
4.50	3.60	16.50	12.75	11.25	9.00	40.50	31.50	18.75	15.00	66.00	52.50	24.75	19.80	87.00	69.75
5.25	4.20	19.50	15.00	12.00	9.60	42.00	33.25	19.13	15.30	67.50	54.00	25.50	20.40	90.00	72.00
5.63	4.50	21.00	15.75	12.38	9.90	43.50	35.75	19.50	15.60	69.00	54.75	26.25	21.00	93.00	73.50
6.00	4.80	21.00	17.25	12.75	10.20	45.00	36.00	19.88	15.90	70.50	56.25	27.00	21.60	94.50	75.75
6.38	5.10	22.50	18.00	13.13	10.50	46.50	36.75	20.25	16.20	72.00	57.00	28.13	22.50	99.00	78.75
6.75	5.40	24.00	19.50	13.50	10.80	48.00	38.25	20.63	16.50	73.5					

The "North Coast Limited"

One of America's Fine Trains


West Daily

Lv. Chicago—10:35 a. m.
Union Station, C.B. & Q.

East Daily

Lv. Seattle } 9:30 a. m.
Portland }
Tacoma - 9:20 a. m.

A New Standard of Travel Comfort



"Meals
Famously
Good"

NEW Pullman sleeping cars of the very latest design make travel delightful on this fine train. A new measure of comfort!

NEW shades of grey and blue upholstery blend to give these cars a pleasing originality. Circassian walnut is used in finishing the interiors.

NEW improved berths, with individual control of heating and ventilation! They have permanent headboards for privacy, and are cooler—more comfortable.

NEW arrangement of car space gives you larger, more convenient dressing rooms. Perfected details to add to your comfort!

Ask your
ticket man to
make
reservations
for you on
the
"North Coast
Limited"



A. B. SMITH, P. T. M., St. Paul, Minn.

Northern Pacific Railway