

**PASSENGER TRAIN SCHEDULES  
BETWEEN  
CHICAGO AND THE PACIFIC NORTHWEST**

**PASSENGER TRAIN SCHEDULES  
BETWEEN  
CHICAGO AND THE PACIFIC NORTHWEST**



**JANUARY 1, 1963**

**JANUARY 1, 1963**

***WESTERN STAR***

**EMPIRE BUILDER**

VANCOUVER, B. C.



**ALL SCHEDULES  
SHOWN IN  
STANDARD TIME**

## TABLE OF CONTENTS

<p>Altitude of Stations . . . . . 2 and 3</p> <p>Baggage Handling Information . . . . . 26</p> <p>Bus Schedules (connecting service) . . . . . 16 and 17</p> <p>Condensed Schedules of Principal Passenger Trains . . . . . 4 and 5</p> <p>Connecting Rail Lines . . . . . 18, 19 and 20</p> <p>Equipment of Passenger Trains . . . . . 25</p> <p>Passenger Information . . . . . 26</p> <p>Great Northern Passenger and Freight Traffic Offices and Representatives . . . . . 27 and 28</p> <p>Index to All Stations . . . . . 2 and 3</p> <p>Mail Boxes at Stations . . . . . 11</p>	<p>Page</p> <p>Map—Great Northern System and Connections . . . . . 14 and 15</p> <p>Passenger Train Schedules—Detailed . . . . . 6 thru 13</p> <p>Rail—Credit Plan . . . . . 10, 17 and 23</p> <p>Railroad and Pullman Fares:</p> <p style="padding-left: 20px;">One-way and Round-Trip Rail Fares . . . . . 21 and 22</p> <p style="padding-left: 20px;">Pullman Sleeping Car Fares . . . . . 23 and 24</p> <p style="padding-left: 20px;">Parlor Car and Pullman Seat Fares . . . . . 23</p> <p>Rent-A-Car Service . . . . . 19 and 20</p> <p>Time Zones . . . . . 26</p> <p>Transfer Service in Chicago . . . . . 19</p>
--	---

### SUGGESTIONS TO HELP YOU READ THIS TIME FOLDER

Locate your destination in STATION INDEX contained on pages 2, 3 and 4. The numbers shown opposite each station indicate the TIME TABLES in which the train service to each station is shown. Numbers shown opposite station names in certain time tables, as, for example, "Duluth 16, 19" refer to other time tables which show connecting or additional train service to such stations.

Time from 12.01 midnight to 12.00 noon is shown by **LIGHT FACE** figures; time from 12.01 noon to 12.00 midnight by **BOLD FACE** figures.

Connecting line train and bus schedules appear on pages 13, 16, 17, 18, 19 and 20.

**STATIONS IN THIS INDEX APPEAR IN TIME TABLES PRINTED IN THIS FOLDER, BUT DO NOT COMPRISE ALL THE GREAT NORTHERN RAILWAY STATIONS**  
Mixed train branch line service is not shown in this folder. For these schedules, consult the nearest Great Northern Agent or the Official Guide.

Table No.	Alti-tudes	Table No.	Alti-tudes	Table No.	Alti-tudes	Table No.	Alti-tudes	Table No.	Alti-tudes
<b>C</b>									
<b>D</b>									
<b>E</b>									
<b>F</b>									
<b>G</b>									
<b>H</b>									
<b>I</b>									
<b>J</b>									
<b>K</b>									
<b>L</b>									
<b>M</b>									
<b>N</b>									
<b>O</b>									
<b>P</b>									
<b>Q</b>									
<b>R</b>									
<b>S</b>									
<b>T</b>									
<b>U</b>									
<b>V</b>									
<b>W</b>									
<b>X</b>									
<b>Y</b>									
<b>Z</b>									



# Incomparable EMPIRE BUILDER

Detailed Schedules Begin on Page 6, Table 1

West—Read Down

East—Read Up

Example by days	Empire Builder 31 Daily	Miles	Central Standard Time	Empire Builder 32 Daily	Example by days
<b>Burlington Route</b>					
Mon	3 00	0	Lv Chicago.....Ar	2 00	Wed
Mon	9 45	427	Ar St. Paul.....Lv	7 15	Wed
<b>Great Northern Railway*</b>					
Mon	10 20	0	Lv St. Paul.....Ar	6 50	Wed
Mon	10 45	11	Ar Minneapolis.....Lv	6 20	Wed
Mon	10 50	11	Lv Minneapolis.....Ar	6 15	Wed
Tue	12 30	102	" Willmar.....Lv	4 18	Wed
Tue	2 22	215	Lv Breckenridge....."	2 20	Wed
Tue	3 10	262	Ar Fargo.....Lv	1 30	Wed
Tue	3 20	262	Lv Fargo.....Ar	1 16	Wed
Tue	5 23	386	Lv New Rockford.....Lv	11 18	Tue
Tue	6 59	495	Ar Minot.....Lv	9 25	Tue
Tue	7 10	495	Lv Minot.....Ar	9 12	Tue
Tue	9 20	615	Ar Williston.....Lv	6 40	Tue
<b>Mountain Standard Time</b>					
Tue	8 30	615	Lv Williston.....Ar	5 30	Tue
Tue	▲10 17	721	" Wolf Point.....Lv	▲3 32	Tue
Tue	▲11 04	771	" Glasgow....."	▲2 40	Tue
Tue	▲12 05	837	Lv Malta....."	▲1 26	Tue
Tue	1 20	924	Ar Havre.....Lv	12 01	Tue
Tue	4 15	.....	Ar @Great Falls.....Lv	8 50	Tue
Tue	1 30	924	Lv Havre.....Ar	11 50	Tue
Tue	▲2 33	985	" Chester.....Lv	▲10 41	Tue
Tue	3 20	1029	" Shelby....."	9 55	Tue
Tue	▲3 53	1053	Lv Cut Bank....."	▲9 25	Tue
Tue	6 55	1179	Ar Whitefish.....Lv	6 10	Tue
Tue	7 00	1179	Lv Whitefish.....Ar	6 05	Tue
Tue	9 30	1314	Ar Troy.....Lv	3 25	Tue
<b>Pacific Standard Time</b>					
Tue	8 30	1314	Lv Troy.....Ar	2 25	Tue
Tue	11 30	1453	Ar Spokane.....Lv	11 10	Mon
Tue	11 59	1453	Lv Spokane.....Ar	10 40	Mon
Wed	2 18	1575	" Ephrata.....Lv	8 18	Mon
Wed	3 20	1627	Ar Wenatchee.....Lv	7 18	Mon
Wed	3 30	1627	Lv Wenatchee.....Ar	7 10	Mon
Wed	6 45	1750	Ar Everett.....Lv	3 58	Mon
Wed	6 55	1750	Lv Everett.....Ar	3 58	Mon
Wed	7 19	1765	Lv Edmonds.....Lv	3 31	Mon
Wed	7 55	1783	Ar Seattle.....Lv	3 00	Mon
Wed	8 57	.....	Ar Tacoma.....Lv	12 35	Mon
<b>Spokane, Portland &amp; Seattle Ry.</b>					
Tue	1 Daily	Miles	Lv Spokane.....Ar	2 Daily	Mon
Wed	11 59	0	Ar Pasco.....Lv	10 00	Mon
Wed	2 30	148	" Wishram....."	7 20	Mon
Wed	4 45	273	" Vancouver, Wash....."	5 00	Mon
Wed	6 35	370	Ar Portland.....Lv	3 22	Mon
Wed	7 00	380	Ar Portland.....Lv	3 00	Mon

\*Conditional stop. See Tables 6 and 8.

Westbound Empire Builder and Western Star will stop to discharge revenue passengers.

Eastbound Empire Builder and Western Star will stop to receive revenue passengers.

@—Connecting GN Bus Service Between Havre, Mont. and Great Falls, Mont.

\*Equipment for these trains shown on page 25.

For connections to and from California see Table 15.

# WESTERN STAR

Detailed Schedules Begin on Pages 6 and 7, Tables 1 and 2  
West—Read Down East—Read Up

Example by days	Western Star 47 Daily	Central Standard Time	Western Star 48 Daily	C.B.&O. Zephyr 24 Daily	Example by days
<b>Burlington Route</b>					
Mon	10 30	Lv Chicago.....Ar	8 00*	11 35	Wed
Tue	7 25	Ar St. Paul.....Lv	11 15	5 00	Wed
<b>Great Northern Railway*</b>					
Tue	27 Daily	Lv St. Paul.....Ar	28 Daily	4 55	Wed
Tue	9 30	Ar Minneapolis.....Lv	3 50	4 30	Wed
Tue	9 55	Lv Minneapolis.....Ar	3 20		Wed
Tue	10 05	" Litchfield.....Lv	3 10		Wed
Tue	11 12	" Willmar.....Ar			Wed
Tue	11 45	" Benson.....Lv			Wed
Tue	12 15	" Morris.....Lv			Wed
Tue	12 43	" Breckenridge.....Ar			Wed
Tue	1 50	" Wahpeton.....Lv			Wed
Tue	1 53	" St. Cloud....."	1 48		Wed
Tue		" Sauk Centre....."	1 02		Wed
Tue		" Alexandria....."	12 35		Wed
Tue		" Fergus Falls....."	11 42		Wed
Tue		" Barnesville....."	11 03		Wed
Tue	2 38	" Moorhead....."	10 33		Wed
Tue	2 55	" Fargo....."	10 30		Wed
Tue	5 10	" New Rockford....."	8 17		Wed
Tue	7 01	Lv Minot....."	6 25		Wed
Tue	9 25	Ar Williston.....Lv	3 55		Wed
<b>Mountain Standard Time</b>					
Tue	8 45	Lv Williston.....Ar	2 45		Wed
Tue	11 55	Lv Glasgow.....Lv	11 45		Tue
Wed	2 55	Ar Havre.....Lv	8 50		Tue
Wed	6 20	Ar Great Falls.....Lv	5 30		Tue
Wed	3 15	Lv Havre.....Ar	8 25		Tue
Wed	5 16	" Shelby.....Lv	6 45		Tue
Wed	5 50	" Cut Bank....."	6 10		Tue
Wed	f 6 55	" Glacier Park....."	f 5 03		Tue
Wed	f 8 40	" Belton....."	f 3 10		Tue
Wed	9 08	" Columbia Falls....."	2 45		Tue
Wed	9 35	Lv Whitefish....."	2 30		Tue
Wed	12 25	Ar Troy.....Lv	11 10		Tue
<b>Pacific Standard Time</b>					
Wed	11 30	Lv Troy.....Ar	10 05		Tue
Wed	2 45	Ar Spokane.....Lv	6 45		Tue
Wed	3 30	Lv Spokane.....Ar	6 15		Tue
Wed	5 44	" Ephrata.....Lv	3 53		Tue
Wed	6 02	" Quincy....."	3 25		Tue
Wed	7 05	" Wenatchee....."	2 35		Tue
Wed	f 9 05	Lv Skykomish....."	f 12 23		Tue
Wed	10 15	Ar Everett.....Lv	11 16		Mon
Wed	10 27	Lv Everett.....Ar	11 00		Mon
Wed	10 53	Lv Edmonds.....Lv	11 38		Mon
Wed	11 30	Ar Seattle.....Lv	10 00		Mon
		Tacoma.....Lv	8 18		Mon
<b>Spokane, Portland &amp; Seattle Railway</b>					
Wed	3 Daily	Lv Spokane.....Ar	4 Daily		Tue
Thur	9 40	Lv Vancouver.....Lv	5 45		Mon
Thur	5 20	Ar Portland.....Lv	10 10		Mon
	5 45	Ar Portland.....Lv	9 45		Mon

\*The Western Star stops at Glacier Park and Belton, eastern and western rail entrances to Glacier National Park, mid June thru mid September.

f—Flag stop for revenue passengers.

@—Thursday AM arrival—based on example by days at right-hand column.

\*Equipment for these trains shown on page 25.

# CONDENSED SCHEDULES—PASSENGER TRAINS

STANDARD TIME

## The RED RIVER BETWEEN ST. PAUL-MINNEAPOLIS-FARGO

Detailed Schedule on Pages 6 and 7, Table 1 and 2

Read Down Read Up

	11 Daily	Central Standard Time	14 Daily	
	5 30	Lv St. Paul.....Ar	10 50	
	5 55	Lv Minneapolis.....Lv	10 25	
	7 10	“ St. Cloud.....“	↑	
	7 55	“ Sauk Centre.....“		
	8 24	“ Alexandria.....“		
	9 16	“ Fergus Falls.....“		
	9 52	“ Barnesville.....“		
		“ Litchfield.....“	8 50	
		“ Willmar.....“	8 17	
		“ Benson.....“	7 35	
		“ Morris.....“	7 05	
		“ Breckenridge.....“	6 02	
		“ Wahpeton.....“	5 46	
	10 23	“ Moorhead.....“	5 03	
	10 26	Ar Fargo.....Lv	5 00	

## The WINNIPEG LIMITED

BETWEEN ST. PAUL-MINNEAPOLIS-WINNIPEG

Detailed Schedule on Page 7, Tables 2 and 3

Read Down Read Up

Miles	7 Daily	Central Standard Time	8 Daily	
0	8 55	Lv St. Paul.....Ar	7 30	
11	9 15	Ar Minneapolis.....Lv	7 05	
11	9 30	Lv Minneapolis.....Ar	7 00	
75	10 45	Ar St. Cloud.....Lv	5 40	
75	10 55	Lv St. Cloud.....Ar	5 35	
116	11 45	“ Sauk Centre.....Lv	4 39	
141	12 10	“ Alexandria.....“	4 06	
186	1 03	“ Fergus Falls.....“	3 09	
217	1 44	“ Barnesville.....“	2 30	
241	2 12	Lv Moorhead.....“	1 48	
242	2 15	Ar Fargo.....Lv	1 45	
242	2 25	Lv Fargo.....Ar	1 32	
281	f 3 07	Lv Hillsboro.....Lv	f 12 49	
320	3 47	Ar Grand Forks.....Lv	12 04	
320	4 10	Lv Grand Forks.....Ar	11 47	
344	4 44	“ Crookston Passenger Sta. Lv	11 13	
373	5 24	“ Warren.....“	10 31	
501	8 50	Ar Winnipeg.....Lv	7 15	

## PACIFIC COAST LINE TRAINS

BETWEEN SEATTLE, TACOMA AND PORTLAND

Read Down Read Up

U.P. 458 Daily	N.P. 408 Daily	G.N. 460 Daily	Pacific Standard Time	U.P. 457 Daily	G.N. 459 Daily	N.P. 407 Daily
Union Sta- tion	King St. Sta- tion	King St. Sta- tion		Union Sta- tion	King St. Sta- tion	King St. Sta- tion
5 00	12 10	8 05	Lv Seattle.....Ar	1 30	5 30	9 15
5 57	1 02	8 57	Ar Tacoma.....Lv	12 35	4 33	8 18
6 02	1 06	9 01	Lv Tacoma.....Ar	12 31	4 29	8 10
6 47	1 48	9 43	“ East Olympia.....Ar	11 46	f 3 44	7 29
7 11	2 12	10 14	“ Centralia.....Lv	11 23	3 21	7 06
7 18	2 19	10 21	“ Chehalis.....“	11 13	3 11	6 56
8 05	3 04	11 14	“ Kelso-Longview.....“	10 31	2 29	6 14
8 48	3 48	11 58	Ar Vancouver, Wash.....“	9 51	1 49	5 34
9 15	4 10	12 20	Ar Portland.....Lv	9 30	1 30	5 15

## The GOPHER AND THE BADGER

BETWEEN ST. PAUL-MINNEAPOLIS-SUPERIOR-DULUTH

Detailed Schedule on Page 16, Table 16

Read Down Read Up

Gopher 20 Daily	Badger 24 Daily	Central Standard Time	Badger 23 Daily	Gopher 19 Daily
4 30	8 10	Lv St. Paul.....Ar	11 45	8 00
4 52	8 30	Ar Minneapolis.....Lv	11 20	7 40
5 00	8 35	Lv Minneapolis.....Ar	11 15	7 35
5 43	9 27	“ Cambridge.....Lv	10 12	6 46
6 24	10 24	“ Sandstone.....“	9 11	6 03
7 30	11 39	Ar Superior.....Lv	7 55	5 00
7 45	11 55	Ar Duluth.....Lv	7 40	4 45

## The INTERNATIONALS

BETWEEN VANCOUVER, B. C., AND SEATTLE, WASH.

Detailed Schedule on Page 12, Table 11

Read Down Read Up

Streamlined Internationals		* Pacific Standard Time	Streamlined Internationals	
360 Daily	358 Daily		357 Daily	359 Daily
2 45	8 05	Lv Seattle.....Ar	11 55	4 45
▲ 3 15	8 35	“ Edmonds.....Lv	▲ 11 20	4 12
3 36	8 56	“ Everett.....“	11 01	3 45
4 28	9 47	“ Mount Vernon.....“	10 00	2 55
5 10	10 29	“ Bellingham.....“	9 16	2 16
5 38	10 57	“ Blaine, Wash.....“	8 50	1 46
5 46	11 06	“ White Rock, B. C.....“	8 40	1 36
6 18	11 38	“ New Westminster.....“	8 05	1 05
6 40	11 59	Ar Vancouver, B. C.....Lv	7 45	12 45

## TRAINS 3 and 4

BETWEEN ST. PAUL-MINNEAPOLIS-MINOT AND

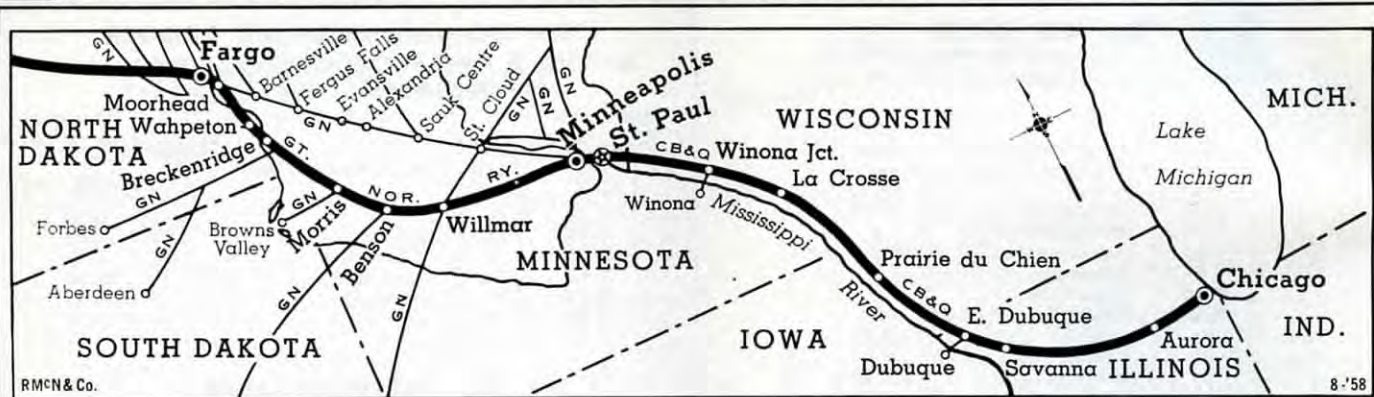
GREAT FALLS-SHELBY

West— East—  
Read Down Read Up

C.B.&Q. 47 Daily	Central Standard Time	C.B.&Q. 48 Daily
10 30	Burlington Route Lv Chicago.....Ar	8 00
7 25	Ar St. Paul.....Lv	11 15
3 Daily	Great Northern Railway	4 Daily
8 15	Lv St. Paul.....Ar	8 30
8 35	Ar Minneapolis.....Lv	8 08
8 40	Lv Minneapolis.....Ar	8 01
12 55	“ Fargo.....Lv	3 20
2 15	“ Grand Forks.....“	1 45
6 35	Ar Minot.....Lv	9 30
3 Daily	Mountain Standard Time	4 Daily
3 20	Lv Havre.....Ar	8 10
7 20	Lv Great Falls.....Lv	5 30
9 35	Ar Shelby.....Lv	10 15

f—Flag stop for revenue passengers. ▲—Conditional stop.  
Equipment for trains on this page shown on page 25.

# CHICAGO, TWIN CITIES AND PACIFIC NORTHWEST VIA WILLMAR



WESTBOUND—Read Down

EASTBOUND—Read Up

**TABLE 1**

Central Standard Time

	The Western Star			Miles from Chicago and St. Paul	Miles from St. Paul and Seattle	Central Standard Time				
	C.B.&Q. 47 Daily	27 Daily	31 Daily			Empire Builder 32 Daily	Red River 14 Daily	The Western Star 28 Daily	C.B.&Q. Zephyr 24 Daily	C.B.&Q. 48 Daily
<b>Burlington Route</b>										
Lv Chicago (Union Station)	10 30		3 00	0	Ar 427	2 00			11 35	8 00
" La Grange	10 46		14	14	" 413				11 12	7 35
" Aurora	11 11		3 38	38	" 389	1 15			10 52	7 10
" Rochelle	11 56			83	" 344				10 10	6 09
" Oregon	12 13			98	" 329				9 55	5 48
" Savanna	1 21		5 14	145	" 282	11 41			9 15	5 05
" East Dubuque	2 26		5 53	184	" 243	10 54			8 35	4 01
" Prairie du Chien	3 29		6 39	239	" 188	10 08			7 45	2 50
" La Crosse	4 22		7 24	297	" 130	9 21			6 56	1 59
" North La Crosse	4 35		7 33	299	" 128				6 49	1 47
" Winona Jct.	5 02		7 58	326	" 100	8 47			6 20	1 11
Ar St. Paul (Union Station)	7 25		9 45	427	Lv 0	7 15			5 00	11 15
<b>Great Northern Ry.</b>										
Lv St. Paul 2, 16 (State Capitol)		9 30	10 20	0	Ar 1783	6 50	10 50	3 50	4 55	
Ar Minneapolis 2, 16 (G. N. Station)		9 05	10 45	11	Lv 1772	6 20	10 25	3 20	4 30	
Lv Minneapolis (Flour Mills)		10 23	10 50	24	Ar 1772	6 15	10 15	3 10		
" Wayzata (Lake Minnetonka)				27	Lv 1759		9 49			
" Long Lake				31	" 1756					
" Maple Plain (Lake Independence)				38	" 1752					
" Delano (Crow River)				45	" 1745					
" Montrose				48	" 1738					
" Waverly				53	" 1735					
" Howard Lake				59	" 1730					
" Cokato				65	" 1724					
" Dassel (Spring Lake)				70	" 1718					
" Darwin (Lake Darwin)				76	" 1713					
" Litchfield (Indian Outbreak, Aug. 17, 1862)				84	" 1707					
" Grove City				89	" 1699					
" Atwater				96	" 1694					
" Kandiyohi				102	" 1687					
Ar Willmar		11 40	12 28	102	Lv 1681	4 18	8 17			
Lv Willmar		11 45	12 30	102	Ar 1681	4 14	8 09			
" Pennock				109	Lv 1674					
" Kerkhoven				116	" 1667					
" Murdock				121	" 1662					
" De Graff				125	" 1658					
" Benson (Chippewa River, Co. Seat)		12 15		133	" 1650		7 35			
" Clontarf				149	" 1645					
" Hancock				158	" 1634					
" Morris (State Agri. Experimental Farm)				166	" 1625					
" Donnelly				176	" 1617		7 05			
" Norcross				181	" 1607					
" Tintah				193	" 1602					
" Campbell				200	" 1590					
" Doran				207	" 1583					
Ar Breckenridge (Red River)		1 45	2 20	215	Lv 1568	2 20	6 02			
Lv Breckenridge, Minn.		1 50	2 22	215	Ar 1568	2 18	5 50			
" Wapeton, N. D.		1 53		216	Lv 1567		5 46			
" Kent, Minn.				229	" 1554					
" Wolverton				238	" 1545					
" Comstock				245	" 1538					
" Rustad				250	" 1533					
" Moorhead, Minn. 2, 20		2 38		261	" 1522		5 03			
Ar Fargo N. D. 2, 4, 20		2 40	3 10	262	Lv 1521	1 30	5 00	10 30		

Continued—Table 4 Page 8

Time from 12:01 midnight to 12:00 noon shown in light face type; time from 12:01 noon to 12:00 midnight shown in heavy face type.

Connecting-line trains at Chicago, St. Paul and Minneapolis appear on pages 18, 19 and 20

Connecting-line trains at Chicago, St. Paul and Minneapolis appear on pages 18, 19 and 20

f—Flag stop for revenue passengers.

g—Stops to discharge revenue passengers from Chicago and East and to receive revenue passengers destined scheduled stops Fargo and West.

h—Stops to discharge revenue passengers from Fargo and West and to receive revenue passengers destined Chicago and East.

◆—Restaurant, Coffee Shop and Fountain Lunch in Station.

◆—Rail-Auto service available at this point.

See Table 2 for Western Star between Fargo and Minneapolis

Great Domes on Empire Builder

See Table 2 for Westbound Red River

Connects with C. B. & O. Zephyr

TWIN CITIES AND PACIFIC NORTHWEST VIA ST. CLOUD ST. PAUL—WINNIPEG



Westbound—Read Down		
Winnipeg Limited	Red River	C.B.&O.
7	11	47
Daily	Daily	Daily
Connecting-line trains at Chicago, St. Paul and Minneapolis appear on pages 18, 19 and 20		
	10 30	0
	7 25	427
	G. N. 3	
	Daily	
8 55	5 30	8 15
9 15	5 50	8 35
9 30	5 55	8 40
f 9 48	Via Elk River Line	Via Elk River Line
f 9 57		
f 10 05		
f 10 14		
f 10 28		
10 45	7 08	9 50
10 55	7 10	9 53
11 45	7 55	10 32
12 10	8 24	10 55
1 03	9 16	11 42
1 44	9 58	12 17
	10 08	12 28
	10 10	12 30
2 19	10 23	12 44
2 15	10 26	12 48
2 25	10 55	12 55
		953
		958
		965
		971
		978
f 3 07		983
		991
		997
		302
		309
		323
3 47	2 05	
To Winnipeg See Table 3	To Minot See Table 5	

TABLE 2		
Central Standard Time		
Burlington Route		
Lv Chicago (Union Sta.), Ar St. Paul (Union Sta.)		
427	0	427
		0
Great Northern Ry.		
Miles from Chicago and St. Paul		Miles from St. Paul and Seattle
0	Lv St. Paul ↑, 1	Ar φ1765
11	Ar Minneapolis ↓, 1	Lv φ1754
17	Lv Minneapolis	Ar φ1754
17	" Robbinsdale	"
24	" Osseo	"
33	" Rogers	"
39	" Albertville	"
47	" Monticello	"
62	" Clearwater	"
77	Ar St. Cloud	Lv 1688
77	Lv St. Cloud	Ar 1688
84	" St. Joseph	Lv 1681
87	" Collegeville	Lv 1678
92	" Avon	Lv 1673
98	" Albany	Lv 1667
105	" Freeport	Lv 1660
111	" Melrose	Lv 1654
119	Ar St. Cloud	Lv 1646
127	" West Union	Lv 1638
133	" Osakis	Lv 1632
138	" Nelson	Lv 1627
144	Ar Alexandria	Lv 1621
150	" Garfield	Lv 1615
156	" Brandon	Lv 1609
161	" Evansville	Lv 1604
166	" Melby	Lv 1599
170	" Ashby	Lv 1595
178	" Dalton	Lv 1587
189	Ar Fergus Falls	Lv 1576
197	" Carlisle	Lv 1568
206	" Rothsay	Lv 1559
213	" Lawndale	Lv 1552
220	Ar Barnesville 3	Lv 1545
228	" Baker	Lv 1537
234	" Sabin	Lv 1531
243	Ar Moorhead, Minn. 1, 20	Lv 1522
244	Ar Fargo, N.D. ↓, 1	Lv 1521
244	Lv Fargo	Ar 1521
253	" Harwood	Lv 1515
258	" Argusville	Lv 1510
265	" Gardner	Lv 1505
271	" Grandin	Lv 1500
278	" Kelso	Lv 1495
283	Ar Hillsboro	Lv 1490
291	" Cummings	Lv 1485
297	" Buxton	Lv 1480
302	" Reynolds	Lv 1475
309	" Thompson	Lv 1470
323	Ar Grand Forks	Lv 1465

TABLE 3			
Central Standard Time			
Great Northern Railway			
Continued from Table 2			
Winnipeg Limited	Miles from St. Paul		Winnipeg Limited
4 10	φ320	Lv Grand Forks	Ar 11 47
4 44	344	Lv Crookston Freight Station	Lv 11 13
f 4 59	356	" Crookston Pass. Station	f 10 52
f 5 08	364	" Euclid	f 10 42
f 5 24	373	" Angus	" 10 31
f 5 37	383	" Argyle	" 10 18
f 5 51	391	" Stephen	" 10 07
f 6 03	400	" Donaldson	f 9 53
f 6 12	404	" Kennedy	" 9 46
f 6 27	414	" Hallock	" 9 34
f 6 45	419	" Northcote	" 9 17
f 6 57	426	" Humboldt	f 9 17
f 7 00	432	" St. Vincent	" 9 05
f 7 00	434	Ar Noyes	Lv 9 05
7 08	435	International Boundary	Lv 8 50
7 21	436	Lv Emerson, Man.	" 8 47
7 55	461	" Morris, Man.	" 8 12
8 50	501	Ar Winnipeg	Lv 7 15

24 BLACKFOOT INDIAN PORTRAITS IN NEW FULL-COLOR PORTFOLIO

Carefully selected from famous paintings by the late Winold Reiss. Vividly portray the dress the character of this great tribe on 9"x12" sheets suitable for framing. Portfolio includes 12-page Blackfoot tribal history by Dr. Claude E. Schaeffer, noted authority on American Indians - - - \$2.00

**ST. PAUL BOOK & STATIONERY CO.**  
Corner Sixth and Cedar • St. Paul 1, Minnesota

Time from 12:01 midnight to 12:00 noon shown in light face type; time from 12:01 noon to 12:00 midnight shown in heavy face type.

CHICAGO, TWIN CITIES AND PACIFIC NORTHWEST—Continued



Westbound—Read Down				Eastbound—Read Up				Westbound—Read Down				Eastbound—Read Up			
199 Mixed Ex. Sun.	Western Star 27 Daily	Empire Builder 31 Daily	Miles from St. Paul	Central Standard Time	Miles from Seattle	Empire Builder 32 Daily	Western Star 28 Daily	200 Mixed Ex. Sun.		3 Daily	Miles from St. Paul	Central Standard Time	Miles from Seattle	4 Daily	
	2 55	3 20	262	Lv Fargo #1, 2, 20		1 16	10 20			2 15	320	Lv Grand Fks 2, 19	1495	1 33	
			268	"Pinkham	1521					336	342	"Emerado	1479		
			274	"Prosper	1515					342	348	"Arvilla	1473		
			284	"Vance	1509					2 59	355	"Larimore	1467	1 00	
‡ 6 20			302	"Nolan	1499			11 2 35			362	"Shawnee	1460		
f 6 37			309	"Walden	1481						362	"Niagara	1453		
f 6 50			314	"Pillsbury	1474			12 05		f 3 27	368	"Petersburg	1447		
f 7 01			322	"Luverne	1469			11 50			374	"Michigan	1441	11 39	
f 7 09	f 4 15		328	"Karnak	1461			11 30			378	"Mapes	1437		
f 7 28			334	"Hannaford	1455		9 08	10 55			384	"Lakota (County Seat)	1431	12 20	
f 7 40			348	"Sutton	1449			10 35			388	"Bartlett	1427		
f 7 52			355	"Glenfield	1435			10 20			393	"Doyon	1422		
f 8 03			361	"Juanita	1428			10 05			398	"Crary	1417		
f 8 15			368	"Grace City	1422			10 05		4 09	404	"Keith	1411		
f 8 28			374	"Brantford	1415			9 50		4 16	409	Lv Devils Lake	1406	11 47	
8 50			380	"Dundas	1409			9 40			416	Lv Devils Lake	1406	11 42	
9 35	5 03	5 15	386	Lv New Rockford	1397	#11 18	8 17	9 30		f 4 35	422	"Grand Harbor	1399		
	5 10	5 23	386	Lv New Rockford	1397	#11 11	8 10	8 01			422	Lv Devils Lake	1399		
			393	"Munster	1390						435	"Church Ferry	1387	11 25	
f 9 55			398	"Bremen	1385			7 25		4 47	435	"Niles	1380		
f 10 04			404	"Hamberg	1379			7 10			445	"Leeds	1376	11 14	
f 10 12			411	"Heimdal	1372			6 56			451	"York	1370		
f 10 20			417	"Wellsburg	1366			6 45			457	"Knob	1364		
f 10 28			423	"Selz	1360			6 35		5 21	466	"Pleasant Lake	1358		
f 10 50			439	"Aylmer	1344			6 08			471	"Rugby (Co. Seat)	1349	10 40	
f 11 05			448	"Guthrie	1335			5 35			478	"Tunbridge	1344		
			454	"Rangeley	1329					5 42	485	"Berwick	1337		
f 11 20			461	"Karlruhe	1322			5 07			494	"Townner (Co. Seat)	1330	10 17	
f 11 37			467	"Verendrye	1316						506	"Denbigh	1321		
			473	"Simcoe	1310			4 35			513	"Granville	1309		
			480	"Genoa	1303						520	"Norwich	1302		
			487	"Surrey	1296			4 15		6 35	527	"Surrey	1295		
11 59	6 45	6 59	495	Lv Minot 5	1288	9 25	6 25	4 00			527	Lv Minot 4	1288	9 30	
	7 01	7 10	495	Lv Minot						1 Bus Daily	27 Daily				
			508	"(County Seat)	1288	9 12	6 10					Lv Minot (County Seat)		28 Daily	1 Bus Ex. Sun.
			512	"Des Lacs	1275					4 30	7 01	"Des Lacs	6 10	12 30	
			517	"Lone Tree	1271					4 52		"Lone Tree		12 10	
			527	"Berthold 5	1266					5 00		"Berthold 4		12 02	
			533	"Tagus	1256					5 20		"Tagus		11 52	
			540	"Blaisdell	1250					5 30		"Blaisdell		11 39	
			548	"Palermo	1243					5 41		"Palermo		11 20	
				"Stanley (County Seat) 5	1235		5 09			5 52		"Stanley 4 (Co. Seat)	5 09	11 10	
			556	"Ross	1227					6 05	8 10	"Ross	10 57	10 45	
			578	"White Earth	1215					6 15		"White Earth	10 45	10 27	
	8 38		576	"Togo	1208		4 39			6 30		"Togo	4 39	10 10	
			581	"Temple	1202					6 50	8 38	"Temple		9 58	
	f 8 51		587	"Ray	1196		f 4 25			7 02		"Ray		9 48	
			593	"Wheelock	1190					7 12	f 8 51	"Wheelock	f 4 25	9 35	
			598	"Epping	1185					7 25		"Epping		9 25	
			604	"Spring Brook	1180					7 35		"Spring Brook			
	9 25	9 20	615	Lv Williston (Co. Seat) 5, 6	1168	6 40	3 55			8 00	9 25	Lv Williston (Co. Seat) 4, 6	3 55	9 00	

f—Flag stop for revenue passengers. #Newsstand and Lunch Room in station. 1—Interstate Transportation Bus Co. Railway tickets honored. 2—Bus stops on U. S. Highway.  
 #No checked baggage carried on Empire Builder to or from New Rockford, North Dakota. 3—Rail-Auto service available at this point. 4—David Thompson Monument.  
 †Trains 199 and 200 operate between Breckenridge and Nolan via Casselton, ask your G. N. Agent or Conductor for further details. 5—To St. Paul see Table 2, page 7.  
 ‡Train 199 ties up at Gavin Yard—Passengers handled by auto between Gavin Yard and Minot. 6—To St. Paul see Table 2, page 7.

Time from 12:01 midnight to 12:00 noon shown in light face type; time from 12:01 noon to 12:00 midnight shown in heavy face type.





Westbound—Read Down		
Western Star	Empire Builder	Miles from St. Paul
97 Daily	31 Daily	
8 45	8 30	615
		627
		635
		641
		646
		653
9 46		667
		672
		686
		694
10 22		700
		707
11 00	c1017	721
		733
		740
		755
11 55	d1104	771
		783
		788
12 27		797
12 40		809
		823
1 10	f12 05	836
		846
		854
		864
		869
1 55		881
		887
		893
2 20		902
		910
2 55	1 20	924

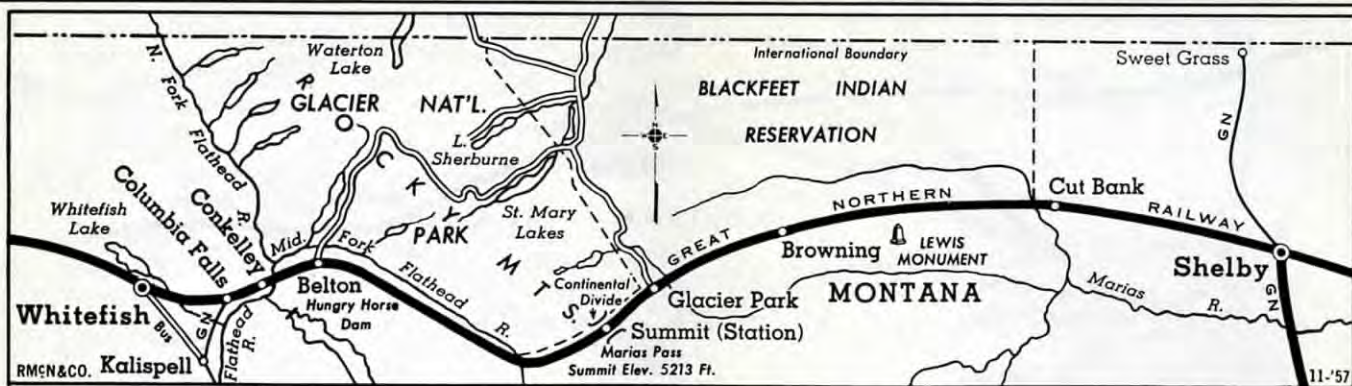
TABLE 6		
Central Standard Time to Williston, N. D. Mountain Time west		
Mountain Time		
Miles from Seattle	Empire Builder	Western Star
	32 Daily	28 Daily
	5 30	2 45
1168		
1156		
1148		
1142		
1137		
1130		
1116		1 40
1111		
1097		
1089		
1083		1 03
1076		
1062	c3 32	12 40
1050		
1043		
1027		
1012	d2 40	11 45
1000		
995		
986		11 05
974		10 50
960		
947	f1 26	10 20
937		
929		
919		
914		
902		9 35
895		
890		
881		9 15
873		
859		12 01
859		8 50

TABLE 7		
Mountain Standard Time		
Miles from Seattle	GN Bus Daily	GN Bus Daily
	3 Daily	4 Daily
	3 20	8 10
924		11 35
930		11 05
949		10 55
959		7 28
965		10 45
973		
984		
990		10 08
995		
1003		9 50
1008		
1013		
1018		
1023		f 9 25
1031		
1036		
1041		
6 20		5 30
7 20		12 30
1047		
1055		
1059		
1066		
1073		
8 08		11 40
1084		
1088		
1091		
f 8 31		
1101		
1107		
8 48		11 00
1114		
1125		
1130		
1137		
9 35		10 15

**TABLE 6**  
 ①—G. N. Motor Bus connection with Nos. 31 and 32 Empire Builder. See complete schedule on Table 7.  
 ②—Great Western Bus Line Bus Co. Rail tickets honored.  
 f—Flag stop for revenue passengers.  
 #—No checked baggage carried on Empire Builder to or from Malta, Montana.  
 c—Stops to receive or discharge revenue passengers to or from Minneapolis and East, and to or from Spokane and West.  
 d—Stops to receive or discharge revenue passengers to or from Minot and East, and to or from Spokane and West.  
 e—Stops to receive or discharge revenue passengers to or from Williston and East, and to or from Spokane and West.  
 †—Station Lunch Room and News stand.  
 ⚡—Rail-Auto service available at this point.

**TABLE 7**  
 f—Flag stop for revenue passengers.  
 †—Miles via Great Falls.  
 ⚡—Rail-Auto service available at this point.  
 •—Buses do not always arrive at or depart from G. N. Passenger Stations. Consult Agent.  
 †—Station Lunch Room and News stand.

Time from 12:01 midnight to 12:00 noon shown in light face type; time from 12:01 noon to 12:00 midnight shown in heavy face type.



**FUN? See  
GLACIER  
National Park**  
in the  
**Montana Rockies**  
**WESTERN  
STAR**  
stops daily  
Mid-June thru  
Mid-September  
each way  
Between  
Chicago and  
Seattle-Portland

Westbound—Read Down				Eastbound—Read Up			
Western Star	Empire Builder	Miles from St. Paul		Miles from Seattle	Empire Builder	Western Star	
27 Daily	31 Daily			32 Daily	28 Daily		
	5 16	3 20	1028	Lv Shelby 6, 7	755	9 55	6 37
	5 45	3 53	1041	" Ethridge	742		
	5 50	3 53	1053	Ar Cut Bank	730	9 25	6 10
			1062	Lv Cut Bank	730	9 25	6 05
			1079	" Sundance	721		
	6 34		1086	" Blackfoot	704		
			1092	" Browning	697	5 25	
			1100	" Triple Divide	691		
f	6 55		1102	Ar Glacier Park	683	f 5 03	
			1105	Lv Bison	681		
			1112	" Rising Wolf	678		
			1118	" Summit	671		
			1126	" Blacktail	665		
f	7 52		1130	" Nimrod	657		
			1133	" Essex	653	f 3 55	
			1146	" Pinnacle	648		
f	8 40		1156	" Red Eagle	637		
			1164	Ar Belton	627	f 3 10	
	f 8 52		1169	" Coram	619	f 2 57	
			1171	" Conkley	614		
	9 08		1179	" Columbia Falls	612	2 45	
①	9 20	①		Ar Whitefish 9	604	2 30	

**TABLE 8**  
Mountain Standard Time

**MORE  
Dome Seats!  
MORE  
Scenic Miles!**  
on the  
**Incomparable  
EMPIRE  
BUILDER**  
Between  
Chicago-Seattle-  
Portland  
via  
St. Paul-  
Minneapolis-  
Spokane

f—Flag stop for revenue passengers.

—Rail-Auto service available at this point.

—Stops to receive or discharge revenue passengers from Williston and east and Spokane and west where trains 31 and 32 are scheduled to stop.

①—Schedules for connecting bus service between Whitefish and Kalispell, Montana, shown below.

\*—Stops daily during park season Mid June through Mid September.

**BUS SERVICE BETWEEN WHITEFISH AND KALISPELL, MONTANA**

Southbound—Read Down				Northbound—Read Up			
			Miles				
7 05	2 25	9 40	0	Lv Whitefish	Ar 5 55	9 10	2 05 6 45
7 40	3 10	10 15	13	Ar Kalispell	Lv 5 20	8 35	1 30 6 10

**Nation-wide  
"Charge-it" Service!**

You're recognized as an old friend... when you use the "charge-it" service of your Rail Travel Card. Costs you nothing...saves time and trouble.



**Ski . . .  
THE BIG MOUNTAIN**  
at Whitefish, Montana

Choose your action 20 minutes from trackside—a 3-mile dash from the top to a short schuss on the beginners' hill. Over 20 miles of open slopes and trails—lifts totaling nearly 3,500 vertical feet handle more than 1,200 skiers per hour. In-town, Lodge or Chalet lodging.

**Go Great! Go Fast! Go Direct!**  
**Incomparable Empire Builder and Western Star**



PACIFIC NORTHWEST—Continued.—SEATTLE-VANCOUVER—SEATTLE-PORTLAND



Westbound—Read Down

Eastbound—Read Up

Read Down SEATTLE-EVERETT-BELLINGHAM-VANCOUVER Read Up

**TABLE 10**

**TABLE 11**

**TABLE 12**

Western Star	Empire Builder	Miles from St. Paul	Pacific Standard Time	Miles from Seattle	Empire Builder	Western Star
27 Daily	31 Daily			32 Daily	28 Daily	
3 30	11 59	1453	Lv Spokane 9, 13	Ar 330	10 40	6 15
		1456	" Fort Wright	Ar 327		
		1471	" Fairchild	" 312		
		1475	" Espanola	" 308		
		1481	" Waukon	" 302		
		1487	" Edwall	" 296		
		1496	" Bluestem	" 287		
		1503	" Harrington	" 280		
		1510	" Mohler	" 273		
		1519	" Lamona	" 264		
		1529	" Odessa	" 254		
		1538	" Irby	" 245		
		1545	" Marlin	" 231		
		1552	" Wilson Creek	" 231		
		1550	" Stratford	" 223		
		1570	" Soap Lake	" 213		
5 44	2 18	1575	" Ephrata (City Seat)	Ar 208	8 18	3 53
		1580	" Naylor	Lv 203		
		1585	" Winchester	" 198		
6 02		1591	" Quincy	" 192		3 25
		1602	" Trinidad (Horseshoe Curve)	" 181		
		1611	" Columbia River	" 172		
		1615	" Volgate	" 168		
		1617	" Rock Island	" 166		
		1620	" Malaga	" 163		
6 50	3 20	1620	Ar Wenatchee (Apple Capital)	Lv 156	7 18	2 35
		1627	Lv Wenatchee	Ar 156	7 10	2 20
7 05	3 30	1635	" Monitor	Lv 148		
		1638	" Cashmere	" 145		
		1643	" Dryden	" 140		
		1646	" Peshastin	" 137		
		1649	" Leavenworth	" 134		
		1669	" Merritt	" 113		
		1676	" Berne (East Portal)	" 107		
		1685	" Cascade Tunnel (7.79 mi.)	" 98		
		1698	" Scenic (West Portal)	" 85		
		1702	" Skykomish	" 81		
		1706	" Grotto	" 77		
		1712	" Index (Mt. Index)	" 71		
		1722	" Gold Bar	" 61		
		1727	" Sultan	" 56		
		1735	" Monroe (G.N. Greenh.)	" 48		
		1742	" Snohomish	" 41		
10 15	6 45	1750	Ar Everett	Lv 33	3 58	11 16
10 27	6 55	1750	Lv Everett	Ar 33	3 58	11 00
		1755	" Mukilteo	Lv 28		
10 53	7 19	1765	" Edmonds	" 18	6 31	10 38
		1769	" Richmond Beach	" 14		
		1778	" Interbay	" 5		
11 30	7 55	1783	Ar Seattle #11, 12 (King St. Station)	Lv 0	3 00	10 00

Streamlined Internationals	Miles	Streamlined Internationals
360 Daily	358 Daily	357 Daily
2 45	8 05	0
2 45	8 35	17
3 36	8 56	33
		41
	9 29	48
4 28	9 47	57
	9 53	70
5 10	10 29	74
	10 43	98
5 38	10 57	107
		120
5 46	11 06	123
	11 12	128
6 18	11 38	144
6 40	11 59	156

Pacific Standard Time	359 Daily
Lv Seattle #10, 12	Ar 11 55
" Edmonds	" 11 20
" Everett #10	" 11 01
" Marysville	" 10 38
" English	"
" Stanwood	" 10 16
" Mount Vernon	" 10 00
" Burlington	" 9 53
" Bellingham	" 9 16
" Ferndale	"
" Blaine, Wash.	" 8 50
U. S.-Canadian Boundary	"
" White Rock, B. C.	" 8 40
" Crescent Beach	"
" New Westminster	" 8 05
Ar Vancouver, B. C.	Lv 7 45

**SEATTLE-TACOMA-PORTLAND**  
 Tickets reading G. N., N. P. or U. P. railroads are interchangeable on all trains to any point between Seattle and Portland, inclusive. Passengers using optional routes should recheck their baggage, otherwise it may be subject to delay. See page 25 for equipment.

Read Down	Read Up					
U. P. 458 Daily	N. P. 408 Daily	G. N. 460 Daily	Miles	U. P. 457 Daily	G. N. 459 Daily	N. P. 407 Daily
Union Station	King St. Station	King St. Station		Union Station	King St. Station	King St. Station
5 00	12 10	8 05	0	1 30	5 30	9 15
e 5 23		8 26	16			
e 5 29		8 32	22		4 59	
e 5 40		8 40	29			
e 5 40		8 44	32			8 30
		8 57	40	12 35	4 33	8 18
5 57	1 02	9 01	40	12 31	4 29	8 10
6 02	1 06		40			
			56			
6 47	1 48	9 43	75	11 46	3 44	7 29
7 11	2 12	10 14	94	11 23	3 21	7 06
7 11	2 12	10 14	94	11 23	3 21	7 06
7 18	2 19	10 21	98	11 13	3 11	6 56
			105			
d 7 34		10 42	111		2 56	
			119			
			128		2 39	
8 05	3 04	11 14	137	10 31	2 29	6 14
			147			
			157			
8 48	3 48	11 58	176	9 51	1 49	5 34
8 51	3 49	11 58	176	9 51	1 49	5 34
9 15	4 10	12 20	186	9 30	1 30	5 15

FOOTNOTES FOR TABLES 10, 11 AND 12 WILL BE FOUND ON PAGE 13.

Time from 12:01 midnight to 12:00 noon shown in light face type; time from 12:01 noon to 12:00 midnight shown in heavy face type.

SPOKANE-PORTLAND—PORTLAND-CALIFORNIA

SPOKANE TO PORTLAND						
SPOKANE, PORTLAND & SEATTLE RAILWAY			Read Up			
Western Star	Empire Builder	Miles	TABLE 13		Empire Builder	Western Star
3 Daily	1 Daily		Pacific Standard Time		2 Daily	4 Daily
9 40	11 59	0	Lv Spokane G. N. Sta.	Ar	10 00	5 45
		19	South Cheney	"		
		30	Amber	"		
		36	Rodna	"		
		45	Lamont	"		
		50	Rockwell	"		
		56	Macall	"		
		68	Benge	"		
		80	Hooper	"		
		89	Washuena	"		4 00
11 13		94	Sperry	"		
		102	Kahlotus	"		
		111	Farrington	"		
		123	Snake River	"		
		129	Redd	"		
		135	Levey	"		
12 30	2 30	148	Ar Pasco	Lv	7 20	9 30
12 55	2 40	148	Lv Pasco	Ar	7 05	9 00
		151	Kennewick	Lv		
		156	Finley	"		
		164	Yellepit	"		
		176	Berrian	"		
		188	Plymouth	"		
		200	Paterson	"		
		209	Whitcomb	"		
		217	Alderdale	"		
		222	McCredie	"		
		233	Roosevelt	"		
		239	Sundale	"		
		249	Goodnoe	"		
		260	Cliffs	"		
		266	Maryhill	"		12 02
2 56	4 45	273	Lv Wishram	Lv	5 00	11 53
3 05	4 48	273	Ar Wishram 14	Ar	4 58	11 46
3 15		276	Avery	"		
		286	Northdalles (Dalles Dam)	"		
		294	Lyle	"		
3 37	5 21	304	Bingen—White Salmon	Ar	4 29	11 17
3 46		307	Underwood	"		
		309	Hood	"		
		314	Cooks	"		
		322	Carson	"		
4 07	5 44	325	Stevenson	Ar	4 08	10 56
		330	North Bonneville (Bonneville Dam)	"		
		337	Skamania	"		
		342	Prindle	"		
		348	Mount Pleasant	"		
		352	Washougal	"		
		356	Camas	"		10 26
4 40		360	Fisher	"		
	6 35	370	Ar Vancouver, Wash. 12	Lv	3 22	10 10
	6 38	371	Lv Vancouver, Wash.	Ar	3 19	10 04
		371	No. Portland	"		
		373	East St. Johns	"		
5 45	7 00	380	Ar Portland 12, 15	Lv	3 00	9 45

WISHRAM AND BEND OREGON TRUNK RAILWAY					
Read Down			Read Up		
102 Ex. Sun.	Miles	TABLE 14	105 Sat. only	103 Daily Ex. Sat. and Sun.	
Pacific Standard Time					
1 00	0	Lv Wishram	12 15	5 00	
f 1 13	6	" Moody	f 12 01	f 4 41	
f 1 38	18	" Lockit	f 11 35	f 4 16	
f 1 55	26	" Dike	f 11 18	f 3 59	
f 2 04	30	" Sinamox	f 11 10	f 3 51	
f 2 23	40	" Oakbrook	f 10 51	f 3 32	
f 2 39	47	" Sherar	f 10 35	f 3 16	
2 53	55	" Maupin	f 10 20	f 3 01	
f 3 11	64	" Nena	f 9 57	f 2 32	
f 3 19	68	" Dant	f 9 50	f 2 25	
f 3 45	80	" Kaskela	f 9 24	f 1 59	
f 3 56	86	" South Jct.	f 9 13	f 1 48	
f 4 23	94	" Gateway	f 8 51	f 1 26	
f 4 39	100	" Paxton	f 8 35	f 1 10	
5 00	105	" Madras	f 8 25	f 1 05	
5 10	110	" Metolius	f 8 12	f 1 05	
f 5 18	115	" Culver	f 8 02	f 1 25	
f 5 31	122	" Opal City	f 7 52	f 1 09	
f 5 45	130	" Terrebonne	f 7 40	f 11 52	
f 5 50	132	" Prineville Jct.	f 7 35	f 11 46	
6 15	135	" Redmond	f 7 30	f 11 40	
f 6 35	144	" Deschutes	f 7 11	f 11 15	
7 00	152	Ar Bend	f 7 00	f 11 00	

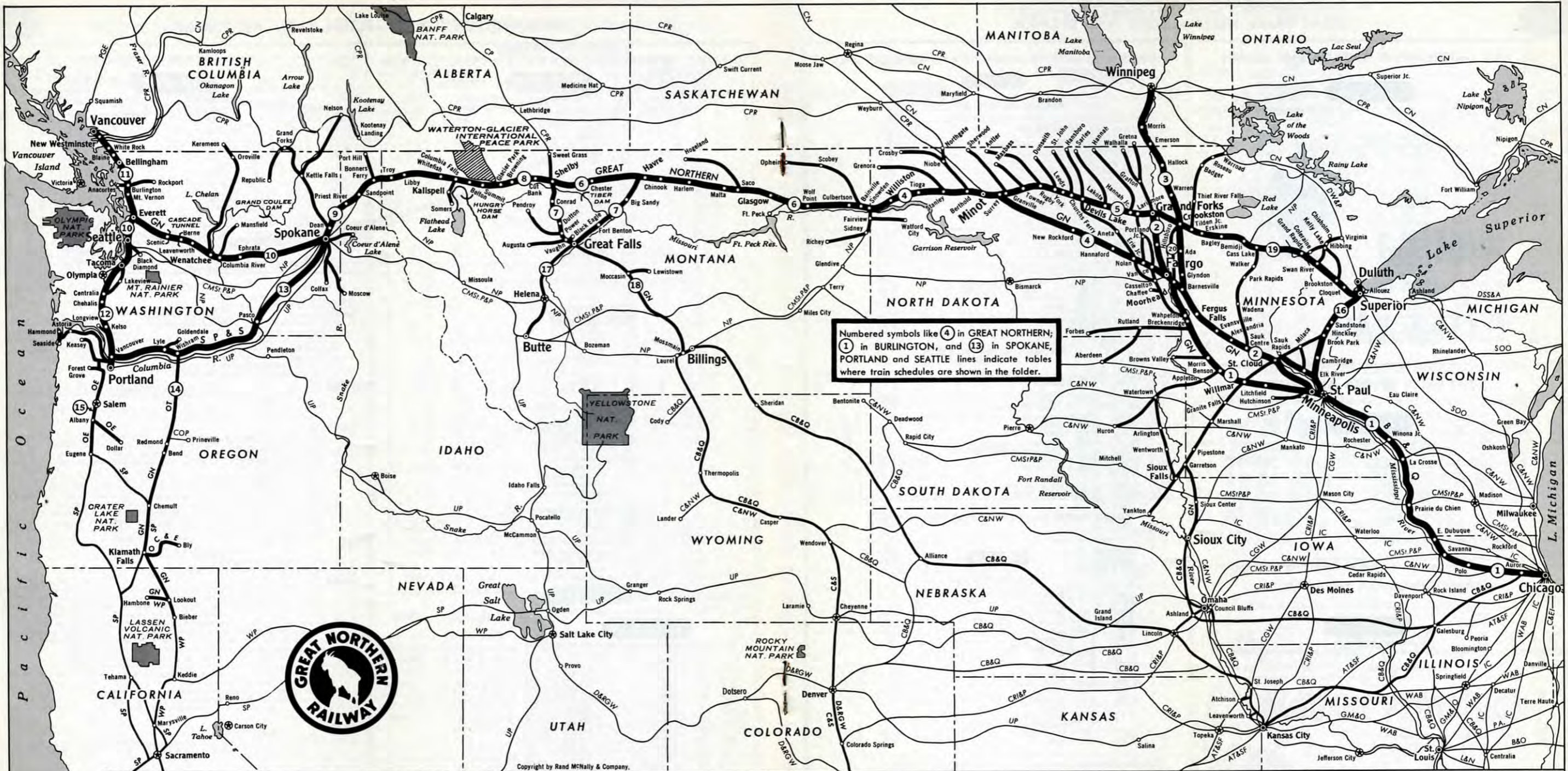
CASCADE TUNNEL

One of the great engineering projects of all time, Great Northern Railway's Cascade Tunnel pierces the solid granite of the formidable Cascade Range between Berne and Scenic in Western Washington for a distance of 7.79 miles.

Recently completed is a huge ventilating project that enables the use of diesel locomotives in the tunnel. Installation of the ventilation system marked the end of Great Northern electrified operation in the Cascades.

CONNECTIONS AT PORTLAND						
Read Down			Read Up			
Cascade	Shasta Daylight	TABLE 15	Shasta Daylight	Cascade		
119	111	Note A	Note A	120	122	120
Pacific Standard Time SOUTHERN PACIFIC CO.						
11 00	4 30	7 35	Lv Portland 12, 13	Ar	11 25	8 45
12 18	5 42	8 45	" Salem	"	10 01	7 22
12 55	6 13	9 16	" Albany	"	9 30	6 54
2 20	7 00	10 01	" Eugene	Lv	8 50	6 15
		11 30	" Grants Pass	Ar	8 00	6 15
		1 24	" Ashland	Lv	7 45	6 46
5 25			Lv Crescent Lake	Ar		1 15
7 45	11 30	2 25	" Klamath Falls	Lv	4 30	1 55
11 00	2 00	4 50	Ar Dunsmuir	Lv	1 50	11 10
1 40	3 40	6 25	" Redding	Lv	12 10	9 18
4 50	6 30	9 15	" Davis	"	9 40	6 40
* 7 10	* 7 05	* 9 45	" Sacramento	"	* 9 00	* 5 55
6 55	8 45	10 55	" Oakland (16th street.)	"	8 00	4 35
7 20	9 20	11 30	Ar San Francisco	Lv	7 20	3 50
			Lv San Francisco	Ar		
	7 00	10 00	Ar Los Angeles	Lv	6 25	6 30

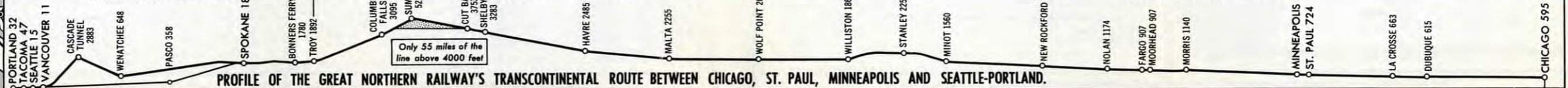
- FOOTNOTES FOR PAGE 12**
- f—Flag stop for revenue passengers.
  - Ar—Auto service available at this point.
- TABLE 10**
- 1—Restaurant and news stand in station.
  - 2—Portals to the Cascade Tunnel.
  - a—Stops to discharge revenue passengers from points Havre and East.
  - b—Stops to receive revenue passengers for scheduled stops Havre and East.
  - c—Miles via Willmar and New Rockford and Chester.
  - d—Stops to discharge revenue passengers.
  - e—Stops to receive revenue passengers.
- TABLE 11**
- a—Connects in Everett with Eastbound "Empire Builder", to Spokane, Minneapolis, St. Paul, Chicago and East. See Table 10.
  - b—Stops to receive revenue passengers.
  - c—Stops to discharge revenue passengers.
- TABLE 12**
- a—Stops on flag to discharge revenue passengers from Vancouver, Washington and beyond and to receive revenue passengers for points beyond Seattle.
  - b—Stops on flag to receive revenue passengers for Tacoma and Seattle and discharge revenue passengers from Vancouver, Washington and beyond and to receive and discharge express.
  - d—Stops to discharge revenue passengers from Tacoma and beyond and on flag to receive revenue passengers for Vancouver, Wash., and points beyond.
  - e—Stops on flag to receive revenue passengers for Vancouver, Wash., and beyond.
  - g—Stops to discharge revenue passengers from points Spokane and east.
  - h—Stops on flag to discharge revenue passengers from Vancouver, Wash., and beyond and on flag to receive revenue passengers for Tacoma and Seattle.
  - i—Stops on flag to discharge revenue passengers from Vancouver and beyond or receive revenue passengers for points beyond Seattle.
- FOOTNOTES FOR PAGE 13**
- f—Flag stop for revenue passengers.
  - Ar—Auto service available at this point.
- TABLE 13**
- 1—No. 3 will stop at any station to discharge revenue passengers from east of Spokane; also at any station west of Pasco to discharge revenue passengers from Spokane; also at any station east of Pasco to receive passengers for Vancouver and Portland.
  - 2—No. 4 will stop at any station to receive revenue passengers destined east of Spokane; also at any station west of Pasco to receive passengers for Spokane; also at any station east of Pasco to discharge passengers from Portland or Vancouver.
  - 3—Stops to receive passengers made only upon advance arrangements through agent.
  - 4—Stops to discharge passengers made upon application to conductor.
  - 5—Stops to discharge revenue passengers from Portland and Vancouver.
  - 6—Stops to receive revenue passengers for Vancouver and Portland.
  - 7—Stops to receive revenue passengers to points east of Spokane provided advance arrangements are made through agent.
  - 8—Stops to receive or discharge revenue passengers to or from Pasco and beyond.
  - 9—Passengers may remain in sleeping cars until 7:30 a. m.
  - 10—Stops to discharge revenue passengers from East of Spokane on application to conductor.
- TABLE 15**
- 11—Change at Oakland (16th street.)
  - 12—Pullman and reclining chair cars. Special service charge applicable in chair cars.
  - 13—All seats reserved in chair cars and parlor car. Special service charge applicable in chair cars.
  - 14—Change at Martinez.
  - 15—San Joaquin Daylight via Valley Line, change at Martinez. Streamliner Coach seats reserved in advance south of Martinez.
  - 16—Trains 19 and 20 carry one local coach only. No food service.
  - 17—Via bus connecting Dunsmuir.
  - 18—Connection via Western Greyhound to or from Sacramento.
- Note A—Daily and Tri-Weekly schedules of the "Shasta Daylight." Daily through September 14, 1962. During periods of tri-weekly service, trains will operate northbound from San Francisco on Sundays, Wednesdays and Fridays. Southbound from Portland on Mondays, Thursdays and Saturdays.



PACIFIC STANDARD TIME

MOUNTAIN STANDARD TIME

CENTRAL STANDARD TIME



PROFILE OF THE GREAT NORTHERN RAILWAY'S TRANSCONTINENTAL ROUTE BETWEEN CHICAGO, ST. PAUL, MINNEAPOLIS AND SEATTLE-PORTLAND.

ST. PAUL, MINNEAPOLIS, SUPERIOR AND DULUTH—  
GREAT FALLS, HELENA, BUTTE AND BILLINGS

ST. PAUL, MINNEAPOLIS, SUPERIOR AND DULUTH

Read Down Read Up

TABLE 16		Central Standard Time		
Daily Gopher	Daily 24 Badger	Miles	Daily 93 Badger	Daily 19 Gopher
PM 4 30	AM 8 10	0	Lv St. Paul 1, 2	Ar 11 45
4 52	8 30	11	Ar Minneapolis 1, 2 (G. N. Sta.)	Lv 11 20
5 00	8 35	11	Lv Minneapolis 1, 2	Lv 11 15
	f 8 54	23	Lv Coon Creek Jct.	Lv 10 56
	f 8 59	29	Ar Andover	Lv 10 48
	f 9 04	35	Ar Cedar	Lv 10 40
	9 10	41	Bethel	10 30
	9 17	47	Isanti	10 21
5 43	9 27	52	Cambridge	10 12
	9 32	57	Grandby	10 04
	9 36	60	Stanchfield	9 59
	9 40	63	Braham	9 53
	9 46	68	Grasston	9 46
	9 56	74	Henriette	9 36
	10 03	80	Brook Park	9 29
	10 14	88	Hinckley	9 20
6 24	10 24	97	Sandstone	9 11
	10 32	103	Askov	9 01
	10 42	111	Bruno	8 51
	f 10 49	117	Kerrick	8 44
	f 10 53	119	Duquette	8 40
	f 11 11	135	Foxboro	8 21
	f 11 18	141	Dedham	f 8 14
7 30	11 39	156	Ar Superior (Union Station)	7 55
7 45	11 55	160	Ar Duluth 19 (Union Sta.)	7 40
PM	AM			AM

GREAT FALLS, HELENA AND BUTTE

Read Down Read Up

TABLE 17		Mountain Standard Time							
IMT Bus Daily	CGL Bus Daily	IMT Bus Daily	CGL Bus Daily	Mls.	Mountain Standard Time	CGL Bus Daily	IMT Bus Daily	CGL Bus Daily	IMT Bus Daily
1 15	8 00	2 50	8 00	0	Lv Great Falls 7, 18	Ar 10 45	5 00	11 00	6 20
2 00	8 37	3 27	8 37	29	Ar Cascade	Lv 10 10	4 25	10 15	5 35
2 50	9 15	4 05	9 15	59	Ar Wolf Creek	Lv 9 25	3 35	9 30	4 45
3 35	10 05	5 00	10 10	98	Ar Helena	Lv 8 40	2 50	8 45	4 00
3 50	10 20	5 15	10 25	98	Lv Helena	Ar 8 30	2 40	8 35	3 40
4 35	11 05	5 55	11 04	132	Ar Boulder	Lv 7 39	1 50	7 47	3 55
4 50	11 15	6 05	11 14	140	Ar Basin	Lv 7 28	1 35	7 37	3 40
5 35	11 55	6 55	11 59	171	Ar Butte	Lv 6 50	12 55	7 00	1 55

IMT—Intermountain Transportation Company.  
CGL—Central Greyhound Lines.  
Buses arrive and leave from Bus Depots. Rail tickets honored.

BILLINGS, LEWISTOWN, GREAT FALLS

Read Down Read Up

TABLE 18		Great Northern Ry.			
*Bus Daily	*Bus Daily	239 Mixed Ex. Sun.	240 Mixed Ex. Sun.	*Bus Daily	*Bus Daily
7 40	6 00	0	Lv Billings	Ar 10 30	12 45
			Lv Lewistown	Ar 5 25	7 30
10 45	9 05	7 10	Ar Kington	Lv 4 45	9 45
		f 7 39	Ar Rossfork	Lv 4 34	
		7 58	Ar Kolin	Lv 4 13	
		8 19	Ar Hobson	Lv 3 50	6 52
11 20	9 40	10 50	Ar Moccasin	Lv 3 23	9 06
11 27	9 47	11 00	Ar Moccasin	Lv 3 13	9 01
		11 10	Ar Benchland	Lv 3 03	
		11 23	Ar Windham	Lv 2 50	6 24
11 48	10 08	11 53	Ar Stanford	Lv 2 20	8 38
12 09	10 28	12 03	Ar Geyser	Lv 1 48	8 19
12 13	10 42	12 15	Ar Raynesford	Lv 1 58	8 05
		f 12 25	Ar Blythe	Lv 1 48	
		f 12 35	Ar Armington	Lv 1 38	
12 41	11 00	12 39	Ar Belt	Lv 1 33	5 33
		f 12 48	Ar Wayne	Lv 1 24	
		f 1 09	Ar Fife	Lv 1 18	
		1 30	Ar Gerber	Lv 1 03	
1 15	11 40	1 30	Ar Great Falls 7, 17	Lv 12 45	5 00

DULUTH, BEMIDJI, CROOKSTON AND GRAND FORKS

Read Down Read Up

TABLE 19		Central Standard Time	
IBUS Daily	IBUS Daily	IBUS Daily	IBUS Daily
10 30	Lv Duluth 16	Ar 7 25	
	Ar Cloquet	Lv 7 25	
	Ar Brookston (Corner)	Lv 7 25	
	Ar Paupores (Corner)	Lv 7 25	
	Ar Mirbat (Gowen)	Lv 7 25	
	Ar Floodwood	Lv 7 25	
	Ar Island (Farm)	Lv 7 25	
	Ar Wawina	Lv 7 25	
	Ar Swan River	Lv 7 25	
	Ar Warba	Lv 7 25	
	Ar Blackberry	Lv 7 25	
	Ar Grand Rapids	Lv 7 25	
7 35	3 15	Lv Grand Rapids	Ar 2 40
8 40	4 30	Lv Hibbing	Ar 1 30
9 35	5 30	Ar Virginia	Lv 12 31
	9 55	Lv Grand Rapids	Ar 3 15
	9 05	Ar Cohasset	Lv 3 03
	9 20	Ar Deer River	Lv 2 50
	9 29	Ar Ball Club	Lv 2 41
	9 45	Ar Bena	Lv 2 27
	9 55	Ar Schley	Lv 2 17
	4 05	Ar Cass Lake	Lv 2 08
4 30	Ar Bemidji	Lv 1 45	
TABLE 20		Central Standard Time	
Northwest Trails, Inc. Daily Bus	Northwest Trails, Inc. Daily Bus	Northwest Trails, Inc. Daily Bus	Northwest Trails, Inc. Daily Bus
5 50	10 25	Lv Thief River Falls	Ar 8 00
f	f	Ar St. Hilaire	Lv 11 50
6 10	10 45	Ar Red Lake Falls	Lv 7 35
6 25	11 05	Ar Marcoux	Lv 7 25
6 36	11 15	Ar Marcoux	Lv 7 25
6 55		Ar Crookston	Lv 10 50
7 00		Lv Crookston 19	Ar 10 45
f		Ar Eldred	Lv 10 31
7 17		Ar Climax	Lv 10 23
7 25		Ar Nielsville	Lv 10 15
7 35		Ar Shelly	Lv 10 05
7 50		Ar Halstad	Lv 9 57
f 7 58		Ar Hendrum	Lv 9 45
f		Ar Perley	Lv 9 35
f		Ar Georgetown	Lv 9 25
f		Ar Kragness	Lv 9 20
8 35	1 10	Ar Moorhead	Lv 5 25
8 30	1 15	Ar Fargo	Lv 5 20

THIEF RIVER FALLS, CROOKSTON, FARGO

Read Down Read Up

f—Flag stop for revenue passengers.      ♦—Lunchroom in station.  
 —Rail-Auto service available at this point.      •—Central Greyhound Lines. Rail tickets honored.

↑Passengers routed via Great Northern between Duluth and Grand Forks may exchange rail tickets for bus tickets via Central Greyhound Lines and Triangle Transportation Co. Transfer to Fargo or Thief River Falls may be made via Northwest Trails, Inc., at Crookston or Marcoux.

# BUS SCHEDULES (CONNECTING SERVICE)

STANDARD TIME

WILLISTON, CULBERTSON AND SCOBEY				NORTHGATE-COTEAU			
GN Ex. Sun.	Miles	<b>TABLE 21</b> Mountain Time	GN Bus Ex. Sun.	Bus Ex. Sun.	<b>TABLE 22</b>	Ar	Bus Ex. Sun.
8 40		Lv Williston	5 30	8 30	Lv Northgate	Ar	10 50
9 15	38	" Bainville	4 40	9 10	Ar Bowbells	Ar	10 10
9 45		Ar Culbertson	4 20	9 30	Ar Coteau	Lv	9 50
9 45		Lv Culbertson	4 05				
10 10	57	" Froid	3 45				
10 20	64	" Homestead	3 35				
10 35	70	" Medicine Lake	3 20				
10 55	77	" Reserve	3 00				
11 05	84	" Antelope	2 50				
11 15	92	Ar Plentywood	2 40	7 15	Lv Wenatchee	Ar	5 20
11 25	92	Lv Plentywood	2 40	8 40	Ar Pateros	Lv	3 55
12 00	112	" Redstone	2 05	9 20	Lv Pateros	Ar	3 15
12 15	123	" Flaxville	2 05	9 40	" Methow	"	3 00
12 40	136	Ar Scobey	1 30	10 00	" Carlton	"	2 40
				11 00	" Twisp	Ar	2 00
				11 15	Ar Winthrop	Lv	1 30

SPOKANE-COLFAX AND MOSCOW Operated by Western Greyhound Lines							
<b>TABLE 24</b>							
8 00	4 45	8 45	6 15	Lv Spokane	Ar	10 25	2 50
8 45	5 30	9 30	6 58	Lv Rosalia	Lv	9 43	2 06
8 57	5 42	9 41	7 09	Lv Thornton	Lv	9 30	1 53
9 08	5 53	9 55	7 22	Lv Steptoe	Lv	9 15	1 41
9 25	6 15	10 15	7 40	Lv Colfax	Lv	9 00	1 28
				Lv Oakesdale	Lv		5 42
				Lv Garfield	Lv		5 25
				Lv Palouse	Lv		5 10
				Ar Moscow	Lv	8 20	4 35

SPOKANE - COLVILLE - KETTLE FALLS - NORTHPORT - TRAIL - NELSON Operated by Western Greyhound Lines							
Read Down				Read Up			
<b>TABLE 25</b>							
Pacific Standard Time							
	Bus 2974 Daily	Bus 2972 Daily	Miles		Bus 2973 Daily	Bus 2971 Daily	
	6 10	9 30	0	Lv Spokane 9, 10, 13	Ar	12 20	7 20
	6 45	10 02	23	" Deer Park	"	11 40	6 40
	7 02	10 20	34	" Loon Lake	"	11 25	6 22
	7 12	10 30	40	" Springdale	"	11 15	6 15
	7 26	10 47	49	" Valley	"	11 00	6 00
	7 40	10 55	57	" Chewelah	"	10 55	5 55
			65	" Addy	"		
	8 05	10 30	79	Ar Colville	Lv	10 20	5 20
	8 10	11 40	79	Lv Colville	Ar	10 15	5 10
	8 25	11 52	88	" Kettle Falls	"	10 00	4 55
			95	" Marcus	"		
			124	Ar Northport, Wash.	Lv		4 10
			131	" Patterson, B. C.	"		
			138	" Rossland	"		3 40
			144	" Trail, B. C.	"		3 20
				Ar Nelson, B. C.	Lv		1 15

**WASHINGTON STATE FERRIES  
BETWEEN SEATTLE AND BREMERTON**

Lv. SEATTLE—5 45; 6 55; 8 10; 9 20; 10 35; 11 45; 1 00; 2 10; 3 25; 4 45; 6 00;  
7 10; 8 25; 10 50; 1 15.

Lv. BREMERTON—5 45; 7 00; 8 10; 9 25; 10 35; 11 50; 1 00; 2 15; 3 25; 4 45;  
6 00; 7 15; 8 20; 9 40; 10 05.

Operate from Coleman Ferry Terminal Seattle. Fare each way 80c.

LAKE CHELAN BOAT COMPANY			
Sun., Mon., Wed., Fri.		Sun., Mon., Wed., Fri.	
8 30	Lv Chelan	Ar	3 45
11 25	Ar Lucerne	Lv	12 30
12 00 noon	Ar Stehekin	Lv	12 10

NOTE: No Sunday service from November 1 to April 15.

SPOKANE, GRAND COULEE AND CHIEF JOSEPH DAMS			
5 15	Lv Spokane	Ar	12 25
7 20	Ar Grand Coulee Dam	Lv	10 30
8 30	Ar Chief Joseph Dam (Bridgeport)	Lv	8 45



*No need  
to juggle your finances  
to take that  
trip you've been  
planning*

## GO NOW

on any Great Northern train

# PAY LATER\*

only 10% down...balance in up to 24 months

Don't put off the *fun* of Great Northern train travel . . . just the payments! With GN's new Go Now—Pay Later plan you can take your trip for only 10% down . . . then take 12, 18 or 24 months to pay balance. Meals, Pullman accommodations, baggage insurance and sight-seeing trips can be included in addition to rail fare. No complicated financing arrangements. It's the *easy* way to go . . . the *easy* way to pay. Get full details from your Great Northern representative. \*This plan not available in Canada.

**GO GREAT...GO GREAT NORTHERN'S NEW  
GO NOW—PAY LATER PLAN**

## BAGGAGE PROTECTION

Like all valuables, your luggage *should* be protected. Insurance is your best safeguard.

St. Paul Fire and Marine Insurance Company policies are available at principal Great Northern Railway ticket offices. One small premium buys peace-of-mind for your whole trip.

Time from 12:01 midnight to 12:00 noon shown in light face type; time from 12:01 noon to 12:00 midnight shown in heavy face type.



# CONNECTING RAIL LINES

STANDARD TIME

## CONNECTIONS AT MINNEAPOLIS AND ST. PAUL

24 # Zep- hyr	22 # Zep- hyr	48 West- ern Star	26* North Coast Ltd.	32 *Emp- ire Build- er	48 Black Hawk	Chicago, Burlington & Quincy Railroad	47 Black Hawk	31 *Emp- ire Build- er	25* North Coast Ltd.	47 West- ern Star	21 # Zep- hyr	23 # Zep- hyr
4 30	8 00	...	6 15	6 20	10 30	Lv Minneapolis Ar	8 10	10 45	7 45	...	3 50	10 20
5 00	8 25	11 15	7 15	7 15	11 15	" St. Paul... Ar	7 25	9 45	6 55	7 25	3 20	9 45
6 56	10 21	1 59	9 21	9 21	1 59	Ar La Crosse... Lv	4 22	7 24	4 35	4 22	1 07	7 24
9 15	12 33	5 05	11 41	11 41	5 05	" Savanna... Lv	1 21	5 14	2 20	1 21	1 01	5 14
11 35	2 45	8 00	2 00	2 00	8 00	Ar Chicago... Lv	10 30	3 00	12 10	10 30	9 00	3 00

2 # Hi- watha	4 Pi- oneer Ltd.	56 Fast Mail	6-16 # Hi- watha	Chicago, Milwaukee, St. Paul and Pacific R. R.	5 # Hi- watha	15-3 # Hi- watha	1 Pi- oneer Ltd.	55
12 30	10 45	7 30	7 45	Lv Minneapolis Ar	6 50	8 05	8 25	12 35
12 55	11 25	8 15	8 20	" St. Paul... Ar	6 15	7 35	7 35	11 45
9 26	1 15	10 10	9 54	Ar Winona... Lv	4 12	5 53	5 27	9 15
9 55	1 50	10 45	10 23	" La Crosse... Lv	3 40	5 24	4 50	8 10
5 55	5 45	3 00	1 30	" Milwaukee... Lv	11 57	2 23	12 40	1 50
7 20	7 45	5 00	2 55	Ar Chicago... Lv	10 30	1 00	11 00	11 59

6 4	Soo Line R. R.	3-5
A* 7 30	Lv Minneapolis... Ar	B* 8 30
† 9 10	" St. Paul... Ar	† 7 20
1 45	" Marshfield... Ar	2 40
2 45	" Stevens Point... Ar	1 45
4 30	" Neenah... Ar	11 50
5 05	" Oshkosh... Ar	10 45
5 50	" Fond du Lac... Ar	10 20
† 9 35	Ar Chicago... Lv	† 6 00

# 19- 190	17 # Twin Star Rock- et	15	CHICAGO, ROCK ISLAND & PACIFIC RAILROAD	16	18 # Twin Star Rock- et	# 201- 20
4 00	11 30	8 25	Lv Minneapolis... Ar	8 45	7 30	8 30
4 35	12 01	9 05	" St. Paul... Ar	8 00	6 45	7 45
7 45	...	...	" St. Louis... Ar	...	...	4 35
4 52	3 15	...	" Des Moines... Ar	2 30	1 47	...
x 8 27	...	...	" Excelsior Springs... Ar	9 15	x1009	...
9 25	8 00	...	" Kansas City... Ar	6 45	10 13	...
8 39	9 45	...	" Fort Worth... Ar	...	9 05	...
9 40	...	...	" Dallas... Ar	...	9 05	...
2 15	...	...	Ar Houston... Lv	...	4 45	...

13	CHICAGO GREAT WESTERN RAILROAD	14
*8 10	Lv Minneapolis... Ar	*8 00
8 45	" St. Paul... Ar	7 25
...	" Dodge Center... Lv	...
...	" Des Moines... Lv	...
...	" St. Joseph... Lv	...
...	" Kansas City... Lv	...
8 00	Ar Omaha... Lv	8 45

## CONNECTIONS AT WINNIPEG

75	63	3	1	CANADIAN NATIONAL RAILWAYS	2	4	64	76
Mon., Wed., Fri.	Tue., Thur., Sun.	Con- tinen- tal Daily	1 Super Con- tinen- tal Daily		2 Super Con- tinen- tal Daily	4 Con- tinen- tal Daily	Thur., Sat., Mon.	Wed., Fri., Sun.
4 45	5 30	10 00	9 10	Lv Winnipeg... Ar	8 40	9 35	8 20	2 30
7 15	7 30	↑	↑	Ar The Pas... Ar	↑	↑	6 05	1 05
4 05	5 15	↑	↑	Ar Thompson... Ar	↑	↑	7 45	4 50
	7 45	↑	↑	Ar Churchill... Ar	↑	↑	6 15	
		11 30	7 15	Ar Saskatoon... Lv	11 00	8 25		
		↓#177				↓#178		
		19 20	7 35	Lv Saskatoon... Ar	10 40	7 35		
		6 00	12 55	Ar Edmonton... Ar	3 10	11 59		
			1 25	Lv Edmonton... Ar	2 45			
			6 25	Ar Jasper (MST)... Ar	9 45			
			5 40	Lv Jasper (PST)... Ar	8 30			
			9 06	Ar New Westminster... Ar	4 55			
			9 30	Ar Vancouver... Lv	4 30			
695	195				196	696		
Tue., Thu., Sat.	Ex. Sun.				Ex. Mon.			
				Lv Jasper (PST)... Ar	8 00			
				Lv Prince George... Ar	11 00			
				Lv Prince George... Ar				
				Lv Prince Rupert... Ar				
7 30							7 30	
6 30							8 30	
								Mon., Wed., Fri.

No. 1 The Can- adian Daily	No. 7 The Do- min- ion Daily	Miles	CANADIAN PACIFIC RAILWAY	No. 2 The Can- adian Daily	No. 8 The Do- min- ion Daily
10 10	9 55	0	Lv Winnipeg... CT Ar	10 35	6 25
4 37	6 50	357	Ar Regina... CT Lv	3 45	10 15
4 57	7 20	357	Lv Regina... CT Ar	3 25	9 50
5 42	8 10	398	Ar Moose Jaw... CT Lv	2 41	9 00
12 55	7 05	832	Ar Calgary... MT Lv	5 35	9 45
1 45	8 30	0	Lv Calgary... MT Ar	5 00	9 30
5 15	12 00	194	Ar Edmonton... MT Lv	1 30	6 00
1 25	8 10	832	Lv Calgary... MT Ar	5 05	8 55
3 45	10 25	914	Ar Banff... MT Lv	3 10	6 50
4 40	11 20	948	" Lake Louise... MT	2 15	5 55
1 10	9 30	1223	" Kamloops... PT	3 35	5 50
9 30	7 15	1473	Ar Vancouver... PT Lv	7 40	8 00

## CONNECTION AT NORTH VANCOUVER, B. C.

Bus	1	Pacific Great Eastern Railway North Vancouver—Dawson Creek	2	Bus
	Daily	Pacific Standard Time	Daily	
	8 00	Lv North Vancouver... Ar	9 55	
	9 23	Ar Squamish... Lv	8 27	
	1 30	" Lillooet... Lv	4 20	
	1 45	Lv Lillooet... Ar	4 05	
	3 11	" Clinton... Ar	2 35	
	6 10	" Williams Lake... Lv	11 40	
	8 06	" Quesnel... Lv	9 32	
	10 10	Ar Prince George... Lv	7 30	
	10 00	Lv Prince George... Ar	5 50	
	1 00	" Parnip River... Lv	3 20	
	4 25	Ar Chetwynd (MST)... Lv	1 40	
	4 45	Lv Chetwynd (MST)... Ar	1 20	
	6 30	Ar Dawson Creek (MST)... Lv	11 30	

\*Trains 177 and 178 carry sleeping car passengers only between Saskatoon and Edmonton.  
 †Streamliner. Parlor car and coach accommodations.  
 \*Streamliner. Pullman and coach accommodations. Coach seats reserved in advance.  
 \*Daily. †Daily Ex. Sunday. ‡Daily except Saturday.  
 A—Service Minneapolis to St. Paul via Milwaukee Road Train No. 56.  
 B—Service St. Paul to Minneapolis via G.N. No. 24.  
 xConditional Stop.  
 Schedules on these pages are compiled from information furnished by railroads at time this folder was printed and are subject to change without notice.



**Door-to-door delivery to  
and from 23,000  
communities**  
(within published authorized  
limits in the U.S.)  
**IS ON THE MOVE  
WITH NEW LOW RATES**

**CONNECTIONS AT CHICAGO**

		The Chicagoan 90	Pace-maker 2	20th Century, 26	New England States 28	Fifth Ave. Cleve. Ltd. 6	NEW YORK CENTRAL SYSTEM La Salle Street Station	20th Century, 25	New England States 27	The Chicagoan 59	The Forest City 51-209				
		10 20	4 00	4 30	4 00	11 00	Lv Chicago.....	Ar	9 00	9 15	4 40	5 10			
		3 45	8 55		8 55	4 10	" Toledo.....	Lv	"	6 13	1 38	1 20			
		6 05	10 50		10 50	6 35	" Cleveland.....	"	"	1 34	1 42	10 45			
		11 00	2 20		2 20	10 43	" Buffalo.....	"	"	8 05	7 57	5 00			
		4 35	10 10		7 25	4 40	" Albany.....	"	"	11 15					
		8 05	1 20	9 30		7 55	" New York.....	Ar	6 00						
		9 35			12 15		Ar Boston.....	Lv		3 15					
			Motor City Spl., 368 Ex. Sat. 358	Twilight Ltd. 356	Wolverine Detroit 8	New York Spl. 354 (Ex. Sat.)	MICHIGAN CENTRAL RAILROAD La Salle Street Station	Motor City Spl. 369	No. Shore Ltd. 39	Sat Only Wolverine 19	Wolverine 17 Ex. Sat.	Michigan 355	Twilight Ltd. 357		
		10 59	11 59	8 45	4 15	2 00	Lv Chicago.....	Ar	4 40	7 30	2 05	12 20			
		6 45	7 30	3 15	10 25	8 05	" Detroit.....	Lv	11 30	3 00	9 55	8 05	11 30	9 30	5 15
				8 10		12 50	" Buffalo.....	"		9 53	4 49	3 04			
						9 00	" New York.....	"		12 00	7 45	6 15			
						12 15	Ar Boston.....	Lv		10 10	3 15	3 15			
				Midnight Spl. 7	5	Abraham Lincoln 3	The Limited 1	GULF, MOBILE & OHIO RAILROAD Union Station	Abraham Lincoln 2	The Limited 4	Midnight Spl. 8				
				11 25	8 00	4 50	11 15	Lv Chicago.....	Ar	2 08	9 45	4 40	7 00		
				3 50	12 45	7 56	2 33	Ar Springfield.....	Lv	10 48	6 22	11 52	2 20		
				7 08	3 15	10 00	4 43	Ar St. Louis.....	Lv	8 58	4 25	9 50	11 45		
				Manhattan Ltd. 22	The General 448	Broadway Ltd., Pullman Only 28	The Admiral 50	Pennsylvania Ltd. 54-32	PENNSYLVANIA RAILROAD Union Station	The Fort Pitt 53	Manhattan Ltd. 23	The General 449	Broadway Ltd., Pullman Only 29	Pennsylvania Ltd. 55	
				11 25	3 15	5 00	6 30	11 10	Lv Chicago.....	Ar	9 40	7 20	8 45	9 00	3 30
				9 35	12 11	1 34	4 45	8 55	Ar Pittsburgh.....	Lv	12 01	11 30	1 21	2 02	7 30
					8 05			* 5 05	" Baltimore.....	"			6 00		
					8 55			* 6 50	" Washington.....	"			* 5 00		
				5 30	7 20	8 03	12 25	4 30	" No. Philadelphia.....	Ar	3 07	6 32	7 21	11 32	
				7 30	8 55	9 30	2 25	6 05	Ar New York.....	Lv	1 35	5 05	6 00	10 00	
		South Wind 90	The Kentuckian 74-94	PENNSYLVANIA RAILROAD Union Station	South Wind 93	The Kentuckian 95-75				70	Buckeye 74-86	PENNSYLVANIA RAILROAD Union Station	71	Buckeye 87-75	
		8 30	10 00	Lv Chicago.....	Ar	6 25	7 30			11 15	10 00	Lv Chicago.....	Ar	2 55	7 30
		1 32	3 55	Ar Indianapolis.....	Lv	3 22	2 35				6 30	Ar Dayton.....	Lv		11 31
		4 00	7 15	Ar Louisville.....	Lv	12 55	11 30			8 05	7 30	Ar Cincinnati.....	Lv	8 25	10 45
											8 20	Ar Columbus.....	Lv		10 15
		366 Sat. Only	368 Ex. Sat.	354	MICHIGAN CENTRAL-CANADIAN PACIFIC La Salle Street Station	39	357	Shenandoah 8-108	Capitol Ltd., Columbian 6-26	10-2	BALTIMORE & OHIO RAILROAD Grand Central Station	Shenandoah 107-7	Capitol Ltd., Columbian 5-25	173-9	
		10 59	12 01	1 00	Lv Chicago.....	Ar	4 40	9 30	10 15	4 00	11 10	Lv Chicago.....	Ar	3 45	8 20
			3 30	10 20	Ar Toronto.....	Lv		8 30	9 17	1 52	10 30	Ar Pittsburgh.....	Lv	6 55	12 17
			10 45	7 40	" Montreal.....	Lv	4 30	11 00	5 15	9 20	6 30	" Washington.....	"	11 10	5 00
				1 30	Ar Quebec.....	Lv	7 50	6 00	6 35	10 25	9 15	Ar Baltimore.....	Lv	10 00	3 45

†—Seats reserved at nominal charge.  
 ①—Leaves even dates Oct., Jan., April, and May, odd dates Nov., Dec., Feb. and March.  
 ②—Leaves odd dates, Oct., Jan., April and May, even dates Nov., Dec., Feb. and March.  
 \*—Connecting train. Passengers, change trains at Harrisburg and Baltimore.  
 †—On Sats., Leaves at 4:30 p.m.  
 a—Ex. Sun. On Sunday arrive Montreal 8:45 a.m.  
 b—Daily ex. Sun.

**AT CHICAGO . . .  
TRAIN TO TRAIN BAGGAGE TRANSFER**

is available to EMPIRE BUILDER Pullman passengers transferring to connecting Pennsylvania Broadway Limited and General; New York Central Twentieth Century; and Baltimore & Ohio Capitol Limited, upon application to Pullman porter for special luggage check. This special baggage transfer is also available from these trains to the Empire Builder. Charge 75c per bag.



**RENT - a - CAR SYSTEM**

- World-wide reservation service
- Package tours available in all Avis cities
- Honors credit cards of all major transportation systems

CONNECTIONS AT CHICAGO—Continued

STANDARD TIME

Panama Ltd., Pullman Str'm-liner	Green Diamond	City of New Orleans Coach Str'm-liner	ILLINOIS CENTRAL Central Station	City of New Orleans Coach Str'm-liner	Green Diamond	Panama Ltd., Pullman Str'm-liner
5	21	3		2	22	6
4 30 1 40 9 00	8 00 7 35 4 45	7 30 7 45 5 10 12 25	Lv Chicago Ar Memphis Ar New Orleans	Ar Lv Lv Ar Lv Ar	11 40 7 00 2 00 7 30 7 10 11 35	8 15 9 00 11 25 4 30

Sportsman	Geo. Washington	CHESAPEAKE & OHIO RAILWAY N. Y. Central Sys.—Central Station Chesapeake District	Geo. Washington	F. F. V.
③ 4 00 8 40 10 55	8 55 2 15 4 50	Lv Chicago (NYC) Lv Indianapolis (NYC) Ar Cincinnati (NYC)	Ar Lv Lv Ar Lv Ar	1 30 10 30 ⑧ 8 30 9 05 6 00 4 00
11 20 8 25 ④ 4 11 2 42 5 21	6 15 1 55 8 00 8 05 11 00	Lv Cincinnati (C&O) Ar White Sulphur Spgs. (C&O) Ar Washington (C&O) Ar Richmond (C&O) Ar Norfolk (C&O)	Ar Lv Lv Ar Lv Ar Lv Ar Lv Ar	7 30 10 48 ⑤ 5 00 5 00 10 25 6 55

Note* Powhatan Arrow (Via PRR) 74-26	Poca-hontas (Via NYC) 304-4	NORFOLK & WESTERN RAILWAY PENNA. R. R.—Union Station N. Y. C. R. R.—Central Station	Poca-hontas (Via PRR) 3-71	Note* Powhatan Arrow (Via PRR) 25-75	Poca-hontas (Via NYC) 3-303
10 00 7 30 8 10 7 35 8 52 11 10 1 05 12 39	4 00 10 55 11 15 11 10 12 36 3 00 4 15 4 55	Lv Chicago, Ill. Ar Cincinnati, O. Ar Cincinnati, O. Ar Roanoke, Va. Ar Lynchburg, Va. Ar Petersburg, Va. Ar Richmond, Va. Ar Norfolk, Va.	Ar Lv Lv Ar Lv Ar Lv Ar Lv Ar Lv Ar Lv Ar Lv Ar	2 55 8 25 6 55 7 05 5 35 3 00 1 55 1 20	7 30 10 45 10 35 11 25 10 06 7 45 6 45 6 25

302	NEW YORK CENTRAL SYSTEM —SOUTHERN RAILWAY —Central Station	James Whitcomb Riley 303
8 55 1 55 4 50	Lv Chicago (NYC) Ar Indianapolis (NYC) Ar Cincinnati (NYC)	Ar Lv Lv Ar Lv Ar
9 30 6 30 10 45 1 10 7 55	Lv Cincinnati (So. Ry.) Ar Chattanooga (So. Ry.) Ar Atlanta (So. Ry.) Ar Macon (So. Ry.) Ar Jacksonville (So. Ry.)	Ar Lv Lv Ar Lv Ar Lv Ar Lv Ar

1 Daily	Dixie Flyer 95	Humming Bird 93	Geor-gian 93	CHICAGO & EASTERN ILLINOIS RAILROAD Dearborn Station	Dixie Flyer 94	Geor-gian 54	Humming Bird 54	92
7 25 3 40	10 30 5 35 10 20	3 45 9 55 4 00	3 45 9 55 1 30	Lv Chicago (C&E) Ar Evansville (C&E) Ar Nashville (L&N) Ar New Orleans (L&N) Ar Chattanooga (L&N) Ar Atlanta (L&N) Ar Jacksonville (ACL) Ar Miami (F.C.)	Ar Lv Lv Ar Lv Ar Lv Ar Lv Ar Lv Ar Lv Ar Lv Ar	4 45 8 35 3 50 12 10 8 35 9 30 10 30	9 45 3 40 11 40 9 15 8 50 5 45	9 45 3 40 11 40 9 15 9 30 10 00

113	Blue Bird 121	Banner Blue 111	WABASH RAILROAD Dearborn Station	Blue Bird 124	Banner Blue 110	112
5 30	4 50 7 36 10 15	10 30 1 25 4 15	Lv Chicago Ar Decatur Ar St. Louis	Ar Lv Lv Ar Lv Ar	2 45 11 45 9 15	9 15 6 15 3 55

City of Miami #53	Sem-inole 9	ILLINOIS CENTRAL Central Station	Sem-inole 10	City of Miami #52
8 45 10 20 3 20 9 25 5 55	4 45 8 05 1 25 9 00 7 00	Lv Chicago Ar Birmingham Ar Columbus Ar Jacksonville Ar Miami	Ar Lv Lv Ar Lv Ar Lv Ar Lv Ar	10 45 7 00 3 25 7 45 10 30

*8	10 Ex. Sat. Night	CHESAPEAKE & OHIO RAILWAY Grand Central Station	Sundays Only 13	†7	†9
5 15 10 25	10 30 4 15 9 00 10 45	Lv Chicago (CST) Ar Grand Rapids (EST) Ar Lansing (EST) Ar Detroit (EST) Ar Muskegon (EST) Ar Traverse City (EST)	Ar Lv Lv Ar Lv Ar Lv Ar Lv Ar Lv Ar	4 30 †11 45 * 7 07 * 5 15 †11 15 † 5 55	8 40 5 30 8 00 4 40

Inter-city Ltd. 6	Inter-national Ltd. 14	Maple Leaf 20	GRAND TRUNK—CANADIAN NATIONAL Dearborn Station	The La-Salle 5	Inter-national Ltd. 15	Inter-city Ltd. 17
8 10 4 00 ⑩ 10 45	10 40 7 35 10 10 # 7 20 Ferry 6 00	9 30 5 05 10 15 8 00 7 29 1 30	Lv Chicago Ar Detroit Ar Toronto Ar Montreal Ar Boston Ar Quebec Ar Halifax	Ar Lv Lv Ar Lv Ar Lv Ar Lv Ar Ferry Lv	6 00 11 25 6 15 9 15 12 45 11 30	8 20 7 10 1 55 9 00 11 59 12 45 †7 15

The Chicago Lake Cities 6	At-lantic Ex-press 8	Erie Lack. Ltd. 2	ERIE-LACKAWANNA RAILROAD Dearborn Station	Erie Lack. Ltd. 1	Pacific Ex-press 7	The Chicago Lake Cities 5
11 10 6 37 7 47 11 01 2 53 4 04 5 20 8 45 9 25	9 30 6 02 7 30 4 39 10 58 3 20 4 43 10 25 ⑩ 10 56	6 05 3 18 4 39 8 18 12 19 1 44 3 13 6 45 7 20	Lv Chicago Ar Akron Ar Youngstown Ar Jamestown Ar Elmira Ar Binghamton Ar Scranton Ar Hoboken Ar New York	Ar Lv Lv Ar Lv Ar Lv Ar Lv Ar Lv Ar Lv Ar Lv Ar Lv Ar	8 35 1 40 11 55 8 40 4 21 3 00 1 45 10 20 9 30	1 15 4 20 9 42 6 47 2 14 12 45 11 17 7 45 6 55

5	MONON RAILROAD Dearborn Station	6
10 00 7 15	Lv Chicago Ar Louisville	Ar Lv Lv Ar

The New Yorker 8	City of Cleveland 6	NICKEL PLATE ROAD La Salle Station	The West-erner 7	City of Chicago 5
*10 50 6 50 *10 50 8 45	*11 30 8 10 *12 40 ④ 4 15	Lv Chicago Ar Cleveland Ar Buffalo Ar New York (E-LRR)	Ar Lv Lv Ar Lv Ar Lv Ar	* 4 55 10 20 6 25 7 45

Take the train—rent a HERTZ car there!



①—Arrive 33rd Street and 6th Ave., New York via tube train.  
 ②—All coach seats reserved.  
 ③—Limousine service between Covington, Va., and Hot Springs will be provided without additional charge to passengers holding tickets reading to or from Hot Springs.  
 ④—No E-L connection into New York on Mon. mornings.  
 ⑤—Winsor Station.  
 \*—Daily. †—Daily except Sunday.  
 •—Daily except Saturday and Sunday. †—Seats reserved at nominal charge.  
 ⑥—On Sundays arrives 6 15 pm.  
 ⑦—Operates every odd day in May and Aug., and even days in June, July, Sept. and Oct.  
 ⑧—Operate between Chicago and Orland Park.

Schedules on this page are compiled from information furnished by railroads at time this folder was printed and are subject to change without notice.

Time from 12:01 midnight to 12:00 noon shown in light face type; time from 12:01 noon to 12:00 midnight shown in heavy face type.

# ONE-WAY AND ROUND-TRIP RAILWAY FARES

(Subject to Change)

Consult your ticket or travel agent for further information about fares. NOW . . . All Rail and Pullman Fares are TAX-FREE.

	FIRST CLASS		COACH CLASS			FIRST CLASS		COACH CLASS	
	One Way	6 Months Round Trip	One Way	6 Months Round Trip		One Way	6 Months Round Trip	One Way	6 Months Round Trip
<b>CHICAGO, ILL.</b> to					<b>FARGO, N. D.</b> to				
Duluth, Minn.	\$17.69	\$31.85	\$13.93	\$25.10	Butte, Mont.	\$33.47	\$60.25	\$26.40	\$47.55
Everett, Wash.	81.98	126.10	64.47	99.75	Chicago, Ill.	24.62	44.35	19.39	34.95
Fargo, N. D.	24.62	44.35	19.39	34.95	Everett, Wash.	57.35	92.20	45.16	78.10
Glacier Park, Mont.	57.07	102.75	44.95	80.95	Glacier Park, Mont.	32.43	58.40	25.55	46.00
Grand Forks, N. D.	27.47	49.45	21.62	38.95	Grand Forks, N. D.	3.03	5.50	2.40	4.35
Great Falls, Mont.	55.02	99.05	43.33	78.00	Great Falls, Mont.	30.39	54.75	23.96	43.15
Helena, Mont.	57.45	103.45	45.22	81.40	Helena, Mont.	33.47	60.25	26.40	47.55
Minot, N. D.	33.64	60.60	26.48	47.70	Minot, N. D.	9.02	16.25	7.11	12.80
Pasco-Kennewick, Wash.	70.56	107.00	55.57	89.25	Portland, Ore.	60.40	95.90	47.57	81.95
Portland, Ore.	82.75	126.80	65.16	99.75	San Francisco, Cal.	81.90	148.30	64.56	111.70
San Francisco, Cal.	105.86	154.45	83.38	126.70	Seattle, Wash.	58.14	92.35	45.79	78.10
Seattle, Wash.	82.75	126.80	65.16	99.75	Spokane, Wash.	45.93	73.10	36.16	62.55
Spokane, Wash.	70.56	107.00	55.57	89.25	Tacoma, Wash.	58.14	92.35	45.79	78.10
Tacoma, Wash.	82.75	126.80	65.16	99.75	Vancouver, B. C.	58.14	92.35	45.79	78.10
Vancouver, B. C.	82.75	126.80	65.16	99.75	Wenatchee, Wash.	52.68	84.35	41.47	72.10
Wenatchee, Wash.	77.30	119.15	60.86	98.35	Whitefish, Mont.	35.57	64.05	28.02	50.45
Whitefish, Mont.	60.20	107.00	47.41	85.35	Williston, N. D.	13.70	24.70	10.78	19.45
Williston, N. D.	38.33	69.00	30.18	54.35	Winnipeg, Man.	8.97	16.15	7.49	13.50
Winnipeg, Man.	32.39	58.35	25.96	46.75					
<b>ST. PAUL, MINN.</b> to					<b>GRAND FORKS, N. D.</b> to				
Butte, Mont.	42.14	75.90	33.18	59.75	Butte, Mont.	33.47	60.25	26.40	47.55
Everett, Wash.	66.68	106.35	52.51	83.65	Chicago, Ill.	27.47	49.45	21.62	38.95
Fargo, N. D.	9.32	16.80	7.35	13.25	Duluth, Minn.	10.85	19.55	8.55	15.40
Glacier Park, Mont.	41.76	75.20	32.89	59.25	Everett, Wash.	56.32	90.70	44.35	76.75
Grand Forks, N. D.	12.17	21.95	9.60	17.30	Glacier Park, Mont.	31.41	56.55	24.75	44.55
Great Falls, Mont.	39.72	71.50	31.29	56.35	Great Falls, Mont.	29.36	52.85	23.13	41.65
Helena, Mont.	42.14	75.90	33.18	59.75	Helena, Mont.	33.16	59.70	26.29	47.35
Minot, N. D.	18.34	33.05	14.46	26.05	Minot, N. D.	7.98	14.40	6.31	11.40
Pasco, Wash.	60.91	97.10	47.96	78.90	Portland, Ore.	59.37	94.25	46.76	80.50
Portland, Ore.	69.71	106.35	54.90	83.65	San Francisco, Cal.	80.87	146.45	63.74	110.25
San Francisco, Cal.	90.57	151.05	71.34	126.70	Seattle, Wash.	57.11	90.70	44.97	76.75
Seattle, Wash.	67.47	106.35	53.14	83.65	Spokane, Wash.	44.91	71.60	35.34	61.25
Spokane, Wash.	55.26	87.80	43.51	70.90	Tacoma, Wash.	57.11	90.70	44.97	76.75
Tacoma, Wash.	67.47	106.35	53.14	83.65	Vancouver, B. C.	57.11	90.70	44.97	76.75
Vancouver, B. C.	67.47	106.35	53.14	83.65	Wenatchee, Wash.	51.65	82.85	40.64	70.80
Wenatchee, Wash.	61.99	99.00	48.84	80.40	Whitefish, Mont.	34.56	62.25	27.21	49.00
Whitefish, Mont.	44.91	80.85	35.34	63.65	Williston, N. D.	12.68	22.85	9.98	18.00
Williston, N. D.	23.02	41.45	18.14	32.70	Winnipeg, Man.	6.03	10.90	5.19	9.35
Winnipeg, Man.	17.10	30.80	13.82	24.90					
<b>MINNEAPOLIS, MINN.</b> to					<b>MINOT, N. D.</b> to				
Butte, Mont.	41.70	75.10	32.84	59.15	Butte, Mont.	27.99	50.40	22.06	39.75
Everett, Wash.	66.27	106.35	52.20	83.65	Chicago, Ill.	33.64	60.60	26.48	47.70
Fargo, N. D.	8.90	16.05	7.03	12.70	Duluth, Minn.	18.74	33.75	14.77	26.60
Glacier Park, Mont.	41.37	74.50	32.57	58.65	Everett, Wash.	48.32	78.05	38.08	66.00
Grand Forks, N. D.	11.75	21.15	9.27	16.70	Glacier Park, Mont.	23.42	42.20	18.45	34.50
Great Falls, Mont.	39.31	70.80	30.98	55.80	Great Falls, Mont.	21.37	38.50	16.83	30.30
Helena, Mont.	41.70	75.10	32.84	59.15	Helena, Mont.	25.16	45.30	19.85	35.75
Minot, N. D.	17.94	32.30	14.13	25.45	Portland, Ore.	51.36	81.65	40.45	69.85
Pasco, Wash.	60.48	97.10	47.65	78.90	San Francisco, Cal.	72.89	132.05	57.45	99.45
Portland, Ore.	69.30	106.35	54.60	83.65	Seattle, Wash.	49.12	78.15	38.69	66.00
San Francisco, Cal.	90.13	151.05	70.38	126.70	Spokane, Wash.	36.90	58.95	29.07	50.55
Seattle, Wash.	67.04	106.35	52.81	83.65	Tacoma, Wash.	49.12	78.15	39.69	66.00
Spokane, Wash.	54.84	87.80	43.20	70.90	Vancouver, B. C.	49.12	78.15	39.69	66.00
Tacoma, Wash.	67.04	106.35	52.81	83.65	Wenatchee, Wash.	43.64	70.20	34.33	60.05
Vancouver, B. C.	67.04	106.35	52.81	83.65	Whitefish, Mont.	26.54	47.80	20.90	37.65
Wenatchee, Wash.	61.58	99.00	48.51	80.40	Williston, N. D.	4.66	8.40	3.68	6.65
Whitefish, Mont.	44.50	80.10	35.04	63.10	Winnipeg, Man.	13.92	25.10	11.39	20.55
Williston, N. D.	22.62	40.75	17.82	32.10					
Winnipeg, Man.	16.69	30.05	13.49	24.30					
<b>DULUTH, MINN.</b> to					<b>GREAT FALLS, MONT.</b> to				
Butte, Mont.	43.21	77.80	34.04	61.30	Butte, Mont.	6.63	11.95	5.24	9.45
Everett, Wash.	67.08	106.35	52.93	83.65	Chicago, Ill.	55.02	99.05	43.33	78.00
Fargo, N. D.	9.72	17.50	7.68	13.85	Duluth, Minn.	40.12	72.25	31.61	56.90
Glacier Park, Mont.	42.17	75.95	33.23	59.85	Everett, Wash.	29.01	52.25	22.84	41.15
Grand Forks, N. D.	10.85	19.55	8.55	15.40	Glacier Park, Mont.	6.63	11.95	5.24	9.45
Great Falls, Mont.	40.12	72.25	31.61	56.90	Helena, Mont.	3.80	6.85	3.01	5.45
Helena, Mont.	43.21	77.80	34.04	61.30	Minneapolis, Minn.	39.31	70.80	30.98	55.80
Minneapolis-St. Paul, Minn.	5.79	10.45	4.56	8.25	New York, N. Y.	116.97	215.50	79.60	139.55
Minot, N. D.	18.74	33.75	14.77	26.60	Portland, Ore.	32.04	57.70	25.25	45.45
Portland, Ore.	70.10	106.35	55.24	83.65	St. Paul, Minn.	39.72	71.50	31.29	56.35
San Francisco, Cal.	91.64	151.05	72.92	126.70	Seattle, Wash.	29.79	53.65	23.46	42.25
Seattle, Wash.	67.87	106.35	53.45	83.65	Spokane, Wash.	17.59	31.70	13.86	24.95
Spokane, Wash.	55.64	87.80	43.82	70.90	Tacoma, Wash.	29.79	53.65	23.46	42.25
Tacoma, Wash.	67.87	106.35	53.45	83.65	Vancouver, B. C.	33.99	61.20	27.03	47.70
Vancouver, B. C.	67.87	106.35	53.45	83.65	Washington, D. C.	107.02	197.85	73.77	129.65
Wenatchee, Wash.	62.38	99.00	49.12	80.40	Wenatchee, Wash.	24.32	43.80	19.15	34.50
Whitefish, Mont.	45.29	81.55	35.68	64.25	Whitefish, Mont.	9.75	17.55	7.71	13.90
Williston, N. D.	23.42	42.20	18.45	32.25	Williston, N. D.	16.71	30.10	13.17	23.75
Winnipeg, Man.	17.10	30.80	13.82	24.90	Winnipeg, Man.	35.29	63.55	28.21	50.80

⑧ Fare applies via St. Paul or Minneapolis.

① Lower fares via other routes also available.

★ Special reduced fares, see page 24.

# ONE-WAY AND ROUND-TRIP RAILWAY FARES—Continued

(Subject to Change)

Consult your ticket or travel agent for further information about fares. NOW . . . All Rail and Pullman Fares are TAX-FREE.

	FIRST CLASS		COACH CLASS			FIRST CLASS		COACH CLASS	
	One Way	6 Months Round Trip	One Way	6 Months Round Trip		One Way	6 Months Round Trip	One Way	6 Months Round Trip
<b>HELENA, BUTTE, MONT. to</b>					<b>SEATTLE, TACOMA, WASH. to</b>				
Chicago, Ill.	\$57.45	\$103.45	\$45.22	\$ 81.40	Chicago, Ill.	\$ 82.75	\$126.80	\$65.16	\$ 99.75
Duluth, Minn.	43.21	77.80	34.04	61.30	Duluth, Minn.	67.87	106.35	53.45	83.70
Minneapolis, Minn.	41.70	75.10	32.84	59.15	Fargo, N. D.	58.14	92.35	45.79	78.10
New York, N. Y.	①118.70	①219.90	① 81.40	①142.80	Glacier Park, Mont.	25.70	46.30	20.34	36.45
St. Paul, Minn.	42.14	75.90	33.18	59.75	Grand Forks, N. D.	57.11	92.35	44.97	78.10
Washington, D. C.	①109.45	①202.25	① 75.57	①132.90	Great Falls, Mont.	29.79	53.65	23.46	42.25
<b>SPokane, WASH. to</b>					Minneapolis, Minn.	67.04	106.35	52.81	83.70
Chicago, Ill.	70.56	107.00	55.56	89.25	Montreal, Que.	①127.74	①211.45	① 95.72	①164.35
Duluth, Minn.	55.64	87.80	43.82	70.85	New York, N. Y.	①144.00	①243.25	①100.39	①165.00
Everett, Wash.	11.42	20.60	9.00	16.20	Portland, Ore., from Seattle	7.06	12.75	⑤ 5.56	⑤ 10.05
Fargo, N. D.	45.93	73.10	36.16	62.55	do from Tacoma	5.58	10.05	⑤ 4.40	⑤ 7.95
Glacier Park, Mont.	13.49	24.30	10.63	19.15	St. Paul, Minn.	67.47	106.35	53.14	83.70
Grand Forks, N. D.	44.91	73.10	35.34	62.55	Spokane, Wash.	12.20	22.00	9.63	17.35
Great Falls, Mont.	17.59	31.70	13.86	24.95	Toronto, Ont.	①112.89	①184.70	① 83.12	①140.40
Minneapolis, Minn.	54.84	87.80	43.80	70.85	★Vancouver, B. C., from Seattle	6.24	11.25	⑤ 5.16	⑤ 9.30
New York, N. Y.	①131.81	①223.45	① 91.25	①154.50	do from Tacoma	7.71	13.90	⑤ 6.35	⑤ 11.45
Portland, Ore.	16.47	29.65	12.98	23.40	Washington, D. C.	①134.75	①225.60	① 94.56	①155.10
St. Paul, Minn.	55.26	87.80	43.51	70.85	Whitefish, Mont.	22.55	40.60	17.77	32.00
Seattle, Wash.	19.20	22.00	9.63	17.35	Williston, N. D.	44.42	78.15	34.98	63.00
Tacoma, Wash.	19.20	22.00	9.63	17.35	Winnipeg, Man.	63.04	95.10	50.06	82.25
Vancouver, B. C.	16.40	29.55	13.19	23.75	<b>PORTLAND, ORE. to</b>				
Washington, D. C.	①122.56	①205.80	① 85.42	①146.60	Chicago, Ill.	82.75	126.80	65.16	99.75
Wenatchee, Wash.	6.74	12.15	5.29	9.55	Duluth, Minn.	70.10	106.35	55.24	83.70
Whitefish, Mont.	10.36	18.65	8.18	14.75	Fargo, N. D.	60.40	95.90	47.57	81.95
Williston, N. D.	32.22	58.00	25.39	45.75	Glacier Park, Mont.	⑨27.95	⑪50.35	⑨ 22.04	⑪39.70
Winnipeg, Man.	50.84	80.70	40.45	69.10	Grand Forks, N. D.	59.37	95.90	46.76	81.95
<b>WENATCHEE, WASH. to</b>					Great Falls, Mont.	32.04	57.70	⑤ 25.24	⑤ 45.45
Chicago, Ill.	77.30	118.25	60.84	98.80	Los Angeles, Cal.	47.91	86.25	⑤ 37.75	⑤ 67.95
Duluth, Minn.	62.38	99.00	49.12	80.45	Minneapolis, Minn.	69.30	106.35	54.60	83.70
Everett, Wash.	4.69	8.45	3.70	6.70	New York, N. Y.	①144.00	①243.25	①100.39	①165.00
Fargo, N. D.	52.68	84.35	41.47	71.10	St. Paul, Minn.	69.71	106.35	54.90	83.70
Glacier Park, Mont.	20.23	36.45	15.94	28.70	San Francisco, Cal.	31.50	56.70	⑤ 24.84	⑤ 44.75
Grand Forks, N. D.	51.65	84.35	40.64	71.10	Seattle, Wash.	7.06	12.75	⑤ 5.56	⑤ 10.05
Great Falls, Mont.	24.32	43.80	19.21	34.60	Spokane, Wash.	16.47	29.65	⑤ 12.98	⑤ 23.40
Minneapolis, Minn.	61.58	99.00	48.51	80.45	Tacoma, Wash.	5.58	10.05	⑤ 4.40	⑤ 7.95
New York, N. Y.	①138.55	①235.60	① 96.29	①163.60	Vancouver, B. C.	13.29	23.95	⑤ 10.74	⑤ 19.35
Portland, Ore.	12.98	23.40	10.21	18.40	Washington, D. C.	①134.75	①225.60	① 94.56	①155.10
St. Paul, Minn.	61.99	99.00	48.84	80.45	Whitefish, Mont.	24.81	44.70	19.45	35.05
Seattle, Wash.	5.93	10.70	4.75	8.55	Williston, N. D.	46.68	81.65	36.77	66.20
Spokane, Wash.	6.74	12.15	5.24	9.45	Winnipeg, Man.	65.28	103.45	51.85	83.70
Tacoma, Wash.	7.40	13.35	5.91	10.65	<b>VANCOUVER, B. C. to</b>				
Vancouver, B. C., Via Everett	9.68	17.45	7.92	14.30	Chicago, Ill.	82.75	126.80	65.16	99.75
do Via Seattle	12.17	21.95	9.92	17.90	Duluth, Minn.	67.87	106.35	53.45	83.70
Washington, D. C.	①129.30	①217.95	① 90.46	①153.70	Fargo, N. D.	58.14	92.35	45.79	78.10
Whitefish, Mont.	17.10	30.80	13.45	24.25	Glacier Park, Mont.	29.90	53.85	23.82	42.90
Williston, N. D.	38.97	70.15	30.67	55.25	Grand Forks, N. D.	57.11	92.35	44.97	78.10
<b>EVERETT, WASH. to</b>					Great Falls, Mont.	33.99	61.20	27.03	48.70
Chicago, Ill.	81.97	136.10	64.55	99.75	Minneapolis, Minn.	67.04	106.35	52.81	83.70
Duluth, Minn.	67.08	106.35	52.83	83.70	Montreal, Que.	①127.74	①211.45	① 95.72	①164.35
Fargo, N. D.	57.35	92.80	45.16	78.10	New York, N. Y.	①144.00	①243.25	①100.39	①165.00
Glacier Park, Mont.	24.22	44.90	19.64	35.40	Ottawa, Ont.	①124.34	①205.30	① 92.92	①159.00
Grand Forks, N. D.	56.32	92.20	44.35	78.10	★Portland, Ore.	13.29	23.95	⑤ 10.74	⑤ 19.35
Great Falls, Mont.	29.01	52.25	22.84	41.15	Quebec, Que.	①135.14	①224.80	①101.87	①176.05
Minneapolis, Minn.	66.27	106.35	52.20	83.70	St. Paul, Minn.	67.47	106.35	53.14	83.70
New York, N. Y.	①143.22	①242.55	① 99.82	①165.00	★Seattle, Wash.	6.24	11.25	⑤ 5.16	⑤ 9.30
Portland, Ore.	8.33	15.00	⑤ 6.58	⑤ 11.85	Spokane, Wash.	16.40	29.55	⑤ 13.19	⑤ 23.75
St. Paul, Minn.	66.68	106.35	52.51	83.70	Tacoma, Wash.	7.71	13.90	⑤ 6.35	⑤ 11.45
Spokane, Wash.	11.42	20.60	9.00	16.20	Toronto, Ont.	①112.89	①184.70	① 83.12	①140.40
★Vancouver, B. C.	4.99	9.00	⑤ 4.19	⑤ 7.55	Washington, D. C.	①134.75	①225.60	① 94.56	①155.10
Washington, D. C.	①133.97	①224.90	① 93.93	①155.10	Whitefish, Mont.	26.76	48.20	21.35	38.45
Whitefish, Mont.	21.78	39.25	17.17	30.95	Williston, N. D.	44.42	78.15	34.98	63.00
Williston, N. D.	43.64	78.15	34.37	61.90	Winnipeg, Man.	63.04	95.10	50.06	82.25
Winnipeg, Man.	62.25	95.10	49.54	82.25					

① Lower fares via other routes also available.

② Lower fare with shorter limit also available.

③ Fare applies via S. P. & S., Spokane and G. N. Ry., via G. N. (via Seattle) fare \$29.97 First Class and \$23.60 Coach Class.

④ Fare applies via S. P. & S., Spokane and G. N. Ry., via G. N. (via Seattle) fare \$53.95 First Class and \$42.55 Coach Class.

★ Special reduced fares, see page 24.

# PULLMAN SLEEPING CAR FARES

(See Page 24 for charges covering all types of sleeping car accommodations.)

Sleeping car fares are compiled from Pullman Company tariffs, are published for information only, and are subject to change without notice.  
NOW . . . All Rail and Pullman Fares are TAX-FREE.

BETWEEN	Chicago, Ill.	St. Paul-Minneapolis	Duluth-Superior	Fargo	Grand Forks	Minot	Great Falls	Glacier Park	Spokane	Seattle-Tacoma	Portland	Vancouver, B. C.
	Standard Lower Berth	Standard Lower Berth	Standard Lower Berth	Standard Lower Berth	Standard Lower Berth	Standard Lower Berth	Standard Lower Berth	Standard Lower Berth	Standard Lower Berth	Standard Lower Berth	Standard Lower Berth	Standard Berth
Alexandria, Minn.	\$ 7.55											
Baltimore, Md.		\$13.25										
Bellingham, Wash.	24.20	20.80	\$20.80	\$18.85	\$18.85	\$19.95	\$11.45	\$12.25	\$16.20	\$20.15	\$20.15	\$20.15
Belton, Mont.	17.70	14.05	14.05	11.75	11.45	16.20	24.50	27.30	28.70	32.15	32.15	32.15
Boston, Mass.		14.05										
Buffalo, N. Y.		10.20										
Chicago, Ill.		5.80		8.70	8.70	10.90	25.25	28.10	29.50	33.20	33.20	33.20
Cincinnati, O.		7.55		13.35	13.35	14.25	22.20	24.25	26.00	29.50	29.50	29.50
Cleveland, O.		8.70		14.50	14.50	15.40	17.70	19.70	20.80	24.20	24.20	24.20
Columbia Falls, Mont.	18.10	14.50		12.25	11.45	9.20	19.85	21.60	23.15	26.80	26.80	26.80
Crookston, Minn.	8.70	5.80					20.55	22.75	24.20	27.50	27.50	27.50
Des Moines, Ia.		5.80		11.60	11.60	12.50	5.80	19.10	19.10	22.20	22.20	22.20
Devils Lake, N. D.	9.50	5.80					8.70	9.95	13.75	18.10	18.10	18.10
Duluth, Minn.		5.80					13.25	14.05	17.70	20.80	20.80	20.80
Ephrata, Wash.	22.20	18.85		16.20	15.50	13.75	8.70	6.70	5.80	5.80	5.80	5.80
Everett, Wash.	24.20	20.80	20.80	18.85	18.10	16.20	11.00	9.50	5.80	18.85	18.85	19.85
Fargo, N. D.	8.70	5.80					10.20	11.00	14.70	18.85	18.85	19.85
Fergus Falls, Minn.	7.55						11.00	11.75	15.90	19.45	19.45	19.45
Glacier Park, Mont.	17.70	14.05	14.05	11.00	11.00	8.70	5.80	5.80	5.80	9.50	9.50	9.50
Glasgow, Mont.	13.75	9.95	9.95	7.55	6.70	5.80	5.80	5.80	9.50	13.25	13.75	13.75
Grand Forks, N. D.	8.70	5.80					9.95	11.00	14.70	18.85	18.85	18.85
Great Falls, Mont.	16.70	13.25	13.25	10.20	9.95	7.55	7.55	5.80	7.05	11.00	11.75	11.75
Havre, Mont.	15.50	11.75	11.75	9.50	8.70	6.30	11.00	5.80	7.55	11.75	11.75	11.75
Glacier Park, Mont.		6.70		12.50	12.50	13.40	19.10	19.10	19.10	22.20	22.20	23.15
Los Angeles, Cal.	27.50	24.20	26.80	24.20	24.20	24.20	21.50	21.50	18.10	15.90	14.45	20.80
Minneapolis, Minn.	5.80			5.80	5.80	6.70	13.25	14.05	17.70	20.80	20.80	20.80
Minot, N. D.	10.20	6.70	6.70				7.55	8.70	12.25	16.20	16.20	16.20
Moorhead, Minn.	8.70	5.80					10.20	11.00	14.70	18.85	18.85	19.85
New York, N. Y.		14.05					20.75	25.25	28.10	33.20	33.20	33.20
Pasco-Kennewick, Wash.	20.80	19.10		16.20	15.90	13.75	24.50	27.30	28.70	32.15	32.15	32.15
Philadelphia, Pa.		13.25										
Pittsburgh, Pa.		9.50					21.25	23.55	25.00	28.70	28.70	5.80
Portland, Ore.	24.20	20.80	20.80	18.85	18.85	16.20	11.75	9.50	5.80	5.80	5.80	5.80
Sacramento, Cal.	27.50	24.20	26.80	24.20	24.20	24.20	17.70	17.35	13.75	11.00	10.60	20.80
St. Cloud, Minn.	5.80			12.50	12.50	13.40	12.55	13.25	17.00	20.80	20.80	20.80
St. Louis, Mo.		6.70					16.70	20.15	20.15	23.15	23.15	23.15
St. Paul, Minn.	5.80			5.80	5.80	6.70	13.25	14.05	17.70	20.80	20.80	20.80
San Francisco, Cal.	27.50	24.20	26.80	24.20	24.20	24.20	18.45	17.70	14.05	11.45	11.00	20.55
Sauk Centre, Minn.	6.30						11.75	12.55	16.70	20.15	20.15	20.15
Seattle, Wash.	24.20	20.80	20.80	18.85	18.85	16.20	11.00	9.50	5.80	5.80	5.80	5.80
Shelby, Mont.	16.70	13.25	13.25	10.20	9.95	7.55			6.30	10.70	11.00	11.00
Spokane, Wash.	20.80	17.70	17.70	14.70	14.70	12.25	7.05	5.80		5.80	5.80	5.80
Superior, Wis.		5.80					13.25	14.05	17.70	20.80	20.80	20.80
Tacoma, Wash.	24.20	20.80	20.80	18.85	18.85	16.20	11.00	9.50	5.80	5.80	5.80	5.80
Vancouver, B. C.	24.20	20.80	20.80	19.85	18.85	16.20	24.50	27.30	28.70	32.15	32.15	32.15
Washington, D. C.		13.25										
Wenatchee, Wash.	22.50	19.10	19.10	17.00	16.20	14.05	9.50	7.55	5.80	5.80	5.80	5.80
Whitefish, Mont.	18.10	14.50		12.25	11.45	9.20				9.20	9.20	9.20
Williston, N. D.	12.25	8.70	8.70				6.30	7.05	11.45	15.50	15.50	16.20
Willmar, Minn.	6.70			5.80	5.80	5.80	11.75	12.55	16.70	20.55	20.55	20.55
Winnipeg, Man.	9.50	5.80		5.80	5.80	5.80		12.25	15.90	20.15	20.15	20.15

④ Tacoma, 80c less.    ⑤ Tacoma, 45c less.    ⑥ Tacoma, 50c higher.    ⑦ Via Seattle or Portland.    ⑧ Via St. Paul and Portland or Seattle.    ⑨ Via St. Paul.  
 (13) Via S. P. & S.

### PARLOR SEAT FARES Great Northern Railway

Regular coach tickets are honored between all the points shown below with parlor car ticket.  
 (Special coach tickets not honored in parlor cars)

Between	
Seattle or Everett and Vancouver, B. C.	\$1.15
St. Paul or Minneapolis and Duluth	1.15
St. Paul or Minneapolis and Minot	2.75
St. Paul or Minneapolis and Devils Lake	2.50
St. Paul or Minneapolis and Grand Forks	2.00
St. Paul or Minneapolis and Moorhead or Fargo	1.25
Minneapolis and Alexandria or Fergus Falls	.95
St. Paul and Alexandria or Fergus Falls	1.00
St. Paul or Minneapolis and Sauk Centre	.85
St. Paul or Minneapolis and St. Cloud	.85

### SEAT FARES IN PULLMAN SLEEPING CARS

Between	
St. Paul or Minneapolis and Willmar	\$1.15
St. Paul and Morris	1.65
Minneapolis and Morris	1.50
St. Paul or Minneapolis and Breckenridge	2.00
St. Paul or Minneapolis and Moorhead or Fargo	2.00
St. Paul or Minneapolis and New Rockford	3.25
St. Paul or Minneapolis and Minot	3.80
Glacier Park and Spokane	3.05
Glacier Park and Seattle	5.55
Belton and Spokane	2.95
Belton and Seattle	5.05
Seattle and Spokane	2.95
Portland and Spokane	2.95
Seattle and Portland	2.00
Tacoma and Portland	1.50

### PARLOR SEAT FARE Great Northern Railway

Between  
 Seattle and Portland ..... \$1.60  
 (First class rail ticket required with parlor seat ticket between Seattle and Portland)

**REGULAR COACH CLASS TICKETS (NOT SPECIAL COACH) ARE HONORED IN OTHER PARLOR CARS OPERATED BY GREAT NORTHERN RAILWAY AS BETWEEN SEATTLE, EVERETT AND VANCOUVER, B. C., TWIN CITIES AND SUPERIOR-DULUTH AND TWIN CITIES AND FARGO-MINOT.**

RATES FOR UPPER BERTH, DUPLEX ROOMETTE, ROOMETTE, BEDROOM, COMPARTMENT AND DRAWING ROOM IN STANDARD SLEEPING CARS

Where Lower Berths	Upper Berth Is	Duplex Roomette For One Person	Roomette For One Person	BEDROOM		Bed-room Suite 2 or More Persons	Compartment		Drawing Room	
				For One Person	For Two or More Persons		For One Person	For Two or More Persons	For One Person	For Two or More Persons
\$ 5.80	\$ 4.40	\$ 6.35	\$ 8.10	\$11.90	\$14.75	\$23.85	\$12.55	\$15.85	\$16.90	\$21.35
6.30	4.75	7.00	8.75	13.05	15.95	26.10	13.65	17.15	18.40	23.15
6.70	5.15	7.40	9.40	13.75	16.65	27.45	14.40	18.05	19.40	24.40
7.05	5.40	7.85	9.95	14.40	17.50	28.75	15.10	18.95	20.40	25.65
7.55	5.65	8.30	10.55	15.40	18.65	30.80	16.10	20.10	21.75	27.25
7.90	6.10	8.75	11.05	16.10	19.50	32.15	16.85	21.00	22.75	28.55
8.70	6.65	9.65	12.20	17.65	21.90	35.30	18.45	22.90	24.95	31.90
9.20	6.95	10.15	12.80	18.50	22.90	37.00	19.40	24.10	26.30	32.80
9.50	7.15	10.55	13.25	19.15	23.95	38.25	20.05	24.85	27.20	33.90
9.65	7.30	10.65	13.35	19.40	24.20	38.75	20.30	25.90	27.55	34.35
9.95	7.55	10.95	13.80	19.90	24.90	39.75	21.00	26.85	28.40	35.35
10.00	7.60	11.10	13.90	20.05	24.00	40.05	21.90	27.00	28.50	35.50
10.20	7.80	11.35	14.40	20.45	24.50	40.95	21.45	26.50	29.10	36.25
10.70	8.10	11.80	14.85	21.40	25.55	42.75	22.40	27.70	30.45	37.85
11.00	8.40	12.25	15.50	21.95	26.30	43.95	23.05	28.45	31.35	38.90
11.45	8.65	12.70	16.00	22.70	27.20	45.45	23.90	29.50	32.50	40.35
11.75	9.00	13.05	16.60	23.35	27.95	46.75	24.55	30.25	33.35	41.45
12.25	9.25	13.55	17.10	24.25	28.90	48.55	25.50	31.45	34.70	43.05
12.55	9.50	13.90	17.65	24.85	29.65	49.70	26.15	32.15	35.55	44.10
12.95	9.85	14.30	18.15	25.60	30.50	51.20	26.90	33.10	36.65	45.40
13.25	10.10	14.65	18.65	26.25	31.20	52.50	27.55	33.85	37.50	46.45
13.75	10.50	15.25	19.20	27.10	32.35	54.20	28.50	35.00	38.80	48.05
14.05	10.70	15.45	19.70	27.80	33.00	55.60	29.15	35.75	39.70	49.15
14.45	10.95	15.75	20.15	28.40	33.85	56.80	29.90	36.65	40.70	50.35
14.50	10.95	15.95	20.20	28.50	33.90	57.00	30.00	36.80	40.85	50.60
14.70	11.35	16.25	20.70	29.10	34.45	58.20	30.45	37.30	41.45	51.25
15.25	11.50	16.80	21.25	29.95	35.50	59.90	31.50	38.60	42.95	53.10
15.50	11.80	17.05	21.70	30.60	36.25	61.15	32.05	39.25	43.70	54.00
15.90	12.10	17.55	22.20	31.10	36.95	62.25	32.80	40.15	44.70	55.25
16.20	12.35	17.85	22.70	31.80	37.70	63.65	33.40	40.90	45.55	56.30
16.70	12.70	18.35	23.25	32.65	38.65	65.35	34.40	42.05	46.90	57.90
17.00	12.90	18.85	23.75	33.25	39.40	66.50	35.05	42.80	47.80	59.00
17.35	13.20	19.05	24.30	33.95	40.10	67.90	35.65	43.60	48.65	60.05
17.75	13.55	19.45	24.75	34.65	41.05	69.30	36.40	44.50	49.70	61.35
18.10	13.70	19.95	25.25	35.35	41.75	70.70	37.15	45.40	50.75	62.55
18.45	14.00	20.30	25.85	36.10	42.60	72.20	37.90	46.30	51.75	63.85
18.85	14.30	20.70	26.25	36.75	43.35	73.50	38.65	47.20	52.80	65.10
19.10	14.55	21.05	26.80	37.25	44.05	74.55	39.20	47.85	53.55	66.00
19.45	14.80	21.50	27.35	38.10	44.90	76.15	39.95	48.75	54.55	67.20
19.85	15.10	21.90	27.70	38.70	45.65	77.45	40.70	49.60	55.55	68.50
20.15	15.35	22.20	28.20	39.35	46.40	78.70	41.35	50.40	56.50	69.55
20.55	15.55	22.60	28.80	39.95	47.10	79.90	42.10	51.35	57.50	70.80
20.80	15.90	22.95	29.15	40.65	47.85	81.30	42.60	51.95	58.25	71.70
21.25	16.15	23.45	29.65	41.40	48.70	82.80	43.50	53.00	59.40	73.15
21.50	16.30	23.70	30.10	41.85	49.30	83.75	44.00	53.65	60.15	74.05
21.90	16.70	24.10	30.60	42.45	50.05	84.95	44.75	54.55	61.20	75.30
22.20	16.85	24.40	31.00	43.20	50.90	86.40	45.40	55.30	62.05	76.35
22.50	17.15	24.80	31.55	43.85	51.65	87.70	46.05	56.05	62.95	77.45
22.85	17.40	25.20	32.05	44.40	52.20	88.80	46.70	56.85	63.80	78.50
23.15	17.65	25.50	32.45	45.00	52.95	89.95	47.35	57.60	64.70	79.65
23.45	17.75	25.85	32.70	45.50	53.50	91.00	47.85	58.25	65.45	80.50
23.75	18.10	26.10	33.15	46.10	54.25	92.20	48.50	59.05	66.30	81.55
24.20	18.40	26.60	33.80	46.90	55.05	93.80	49.35	60.05	67.50	83.00
24.50	18.60	26.90	34.35	47.50	55.80	95.00	50.00	60.80	68.40	84.05
25.00	18.95	27.45	34.80	48.35	56.80	96.70	50.95	61.95	69.70	85.65
25.25	19.25	27.80	35.35	49.05	57.55	98.10	51.50	62.60	70.45	86.60
25.65	19.45	28.25	35.90	49.80	58.50	99.60	52.25	63.55	71.45	87.85
26.00	19.85	28.60	36.40	50.40	59.25	100.75	53.00	64.40	72.55	89.10
26.50	20.10	29.10	36.95	51.30	60.20	102.60	53.95	65.55	73.80	90.70
26.80	20.40	29.50	37.50	51.95	60.95	103.85	54.60	66.30	74.70	91.75
27.20	20.70	29.95	38.05	52.65	61.80	105.25	55.35	67.20	75.75	93.05
27.50	20.95	30.35	38.50	53.25	62.50	106.55	56.00	68.00	76.65	94.15
27.95	21.30	30.80	39.10	54.20	63.60	108.35	56.85	69.05	77.85	95.55
28.30	21.55	31.20	39.65	54.75	64.25	109.55	57.60	69.95	78.85	96.80
28.70	21.90	31.60	40.20	55.55	65.15	111.15	58.35	70.80	79.85	98.10
29.05	22.15	31.95	40.65	56.15	65.90	112.30	59.10	71.70	80.90	99.30
29.50	22.40	32.45	41.20	57.00	66.90	114.05	59.95	72.75	82.05	100.75
32.15	24.50	35.35	45.00	62.05	72.65	124.10	65.30	79.15	89.45	109.70
33.20	25.30	36.65	46.60	64.20	75.20	128.35	67.45	81.70	92.40	113.30

**Exclusive Occupancy.** For individual occupancy of a duplex-roomette, roomette, bedroom or a compartment, one railroad ticket is required. For a drawing-room one and one-fourth (1 1/4) railroad tickets are required on the Great Northern Railway. Prices and accommodations subject to change without notice.

SPECIAL! SPECIAL! SPECIAL!

Reduced Round-Trip Coach Fares\*

15-DAY RETURN LIMIT ON RETURN TRIP

\*Between these and all intermediate GN stations

Seattle and Vancouver, B. C. ....	\$ 5.50
St. Paul-Minneapolis and Duluth-Superior .....	5.70
St. Paul and Fargo .....	9.20
Minneapolis and Fargo .....	8.80
St. Paul and Winnipeg .....	17.30 ■
Minneapolis and Winnipeg .....	16.90 ■
St. Paul and Grand Forks .....	12.00
Minneapolis and Grand Forks .....	11.60

Leave Monday through Thursday — RETURN ANY DAY

■ Honored every day both ways.

(NOW . . . ALL RAIL FARES ARE TAX-FREE)

Thrifty tip from Rocky...



FAMILY FUN  
AT LOW COST

on Family Fare Plans

Traveling together on Great Northern trains is fun. Make your trip a family adventure you all can enjoy in carefree comfort. And at money-saving fares to boot! Here's how:

**On one-way trip** one parent pays full fare, the other parent and children 12-21 each go for only 1/2 fare. Youngsters 5-12 pay 1/4 fare; under 5 go free!

**On round-trip travel** one parent is charged full fare . . . the other parent and children 12-21 each pay only the one-way adult fare for the round-trip! Children 5-12 travel at 1/2 the one-way adult fare. Under-5 small fry are free!

Leave any day of the week! Your Great Northern agent will be happy to give you full details. See or call him.

Groups Travel For Less, Too!

## EQUIPMENT—PASSENGER TRAINS

## EMPIRE BUILDER

(Trains 31-32)†

	CAR	
	West and North	East and South
Radio and tape recorded music, Coach Porter Service.		
Reclining 60-Seat Coach—Chicago to Seattle { Non-Reserved } .....	100	...
Seattle to St. Paul { See Note } .....	...	200
Note—All seats reserved in 60-seat coach during Holiday period December 14 to January 6, and during summer months .....	...	...
Spokane-Portland (Non-Reserved) .....	...	...
Reclining Seat Coaches—Leg Rests		
St. Paul-Seattle—46 Seats Dome Coach .....	{ All } 101	201
Chicago-Seattle—46 Seats Dome Coach .....	{ Seats } 102	202
Chicago-Portland—46 Seats Dome Coach .....	{ Reserved } 105	205
Ranch Lounge (Meals—Beverages)—Chicago-Seattle .....	...	...
Dining Car (Dinner by reservation)—Chicago-Seattle-Portland .....	...	...
Sleeping Cars		
Chicago-Portland—6 Rmt., 5 Dbl. Bdrm., 2 Compt. ....	312	322
Chicago-Seattle—4 Sec., 7 Dup. Rmt., 3 Dbl. Bdrm., 1 Compt. ....	315	325
Chicago-Seattle—6 Rmt., 5 Dbl. Bdrm., 2 Compt. ....	316	326
Spokane to Seattle (Ex. Sat.) 16 Dup. Rmt., 4 Dbl. Bdrm. ....	31	...
GREAT DOME full-length lounge (Beverage service)		
Chicago-Seattle .....	...	...

## WINNIPEG LIMITED

(Trains 7-8)

between St. Paul-Minneapolis and

Winnipeg

Day-Nite Reclining Seat Coaches—St. Paul-Winnipeg .....	...	...
(Sandwiches and refreshments by train sales service)		
Sleeping Cars		
St. Paul-Winnipeg—6 Rmt., 5 Dbl. Bdrm., 2 Compt. ....	73	83
Sleeper-Buffer Lounge (Beverage, Snack and Breakfast service)		
St. Paul-Winnipeg—8 Dup. Rmt., 2 Dbl. Bdrm. ....	74	84

## TRAINS 3-4

between St. Paul-Minneapolis and

Minot via St. Cloud, Fargo and

Grand Forks

Reclining Seat Coaches—St. Paul-Minot .....	...	...
*Cafe-Parlor Car (Meals-Beverage)		
St. Paul-Minot—18 Parlor Seats .....	3	4
*Regular coach tickets (not special coach) honored on payment of seat charge.		

## TRAINS 3-4

between Havre and Great Falls

(Connects at Havre with Western Star, Trains 27-28)

Reclining Seat Coach—St. Paul-Great Falls .....	...	...
*Sleeping Car—St. Paul-Great Falls—16 Dup. Rmt., 4 Dbl. Bdrm. ....	276	286
*Coach tickets honored in Western Star sleeper between St. Paul and Great Falls on payment of berth fare only, during period November 1, 1962 to May 15, 1963.		

## TRAINS 3-4

between Great Falls and Shelby

Budd RDC Coach—Great Falls-Shelby .....	...	...
---	-----	-----

## RED RIVER (Trains 11-14)

between St. Paul-Minneapolis and

Fargo

Train 11 via St. Cloud		
Train 14 via Willmar		
Reclining Seat Coaches—St. Paul-Fargo .....	...	...
Diner-Coach—St. Paul-Fargo .....	...	...

## GOPHER (Trains 19-20)

between St. Paul-Minneapolis and

Duluth-Superior

Reclining Seat Coaches		
(Sandwiches and refreshments by train sales service) .....	...	...
*Parlor-Buffer Car		
(26 Parlor Seats)—(Sandwiches-Beverage) .....	203	193
*Regular coach tickets (not special coach) honored on payment of seat charge.		

## BADGER (Trains 23-24)

between St. Paul-Minneapolis and

Duluth-Superior

Reclining Seat Coaches		
(Sandwiches and refreshments by train sales service) .....	...	...

†Tickets—All one-way and round-trip tickets will be honored on the Empire Builder except as follows: Tickets endorsed Clergy, Charity, Employee, D.V.S., V.A.H., Blind and Attendant, will not be honored. Circus, Show, Banana Messenger, Drover or Caretaker tickets and Live Stock Contracts will not be honored.

## WESTERN STAR

(Trains 27-28)

	CAR	
	West and North	East and South
Radio—Coach Porter Service		
Day-Nite Reclining Seat Coaches—Leg Rests		
Chicago-St. Paul-Seattle .....	...	...
St. Paul-Great Falls .....	...	...
Reclining Seat Coaches—St. Paul-Seattle .....	...	...
Spokane-Portland .....	...	...
Dining-Lounge Car—St. Paul-Seattle (Meals-Beverage) .....	...	...
*Sleeping Cars		
St. Paul-Portland—4 Sec., 8 Dup. Rmt., 4 Dbl. Bdrm. ....	271	281
Chicago-Seattle—16 Dup. Rmt., 4 Dbl. Bdrm. ....	273	283
St. Paul-Great Falls—16 Dup. Rmt., 4 Dbl. Bdrm. ....	276	286
Seattle to Spokane (Ex. Sat.)—16 Dup. Rmt., 4 Dbl. Bdrm. ....	...	280

\*Coach tickets honored in Western Star sleepers between St. Paul and Seattle-Portland on payment of berth fare only, during period November 1, 1962 to May 15, 1963.

## INTERNATIONALS

(Trains 357-358-359-360)

between Seattle, Wash. and

Vancouver, B. C.

Luxury Coaches—Foot Rests—Seattle-Vancouver, B.C. ....	...	...
*Parlor-Lounge Car (Beverage)—Seattle-Vancouver, B.C. ....	3580-3600	3570-3590
(29 Seats, 1 Bedroom) .....		
(Sandwiches and refreshments by train sales service)		
*Regular coach tickets (not special coach) honored on payment of seat charge.		

## TRAINS 407-408

between Seattle, Tacoma and Portland

Reclining Seat Coaches—Seattle-Portland .....	...	...
Dining Car—Seattle-Portland .....	...	...
Sleeping Car—Seattle-San Francisco (Train 408) Roomette, Bedroom, Compartment, Drawing Room (connects Sou. Pac. No. 11 at Portland) .....	...	116-7
Parlor-Bar-Lounge Car (Nor. Pac.)—Seattle-Portland (14 parlor seats) .....	4070	4080

## TRAINS 457-458

between Seattle, Tacoma and Portland

Reclining Seat Coaches—Seattle-Portland .....	...	...
Dining Car—Seattle-Portland .....	...	...
Sleeping Cars—San Francisco-Seattle (Train 457) Roomette, Bedroom, Compartment, Drawing Room (connects Sou. Pac. No. 12 at Portland) .....	126-7	...
Parlor-Lounge Car (Un. Pac.)—Seattle-Portland (28 Parlor Seats) .....	3	3

## TRAINS 459-460

between Seattle, Tacoma and Portland

Reclining Seat Coaches—Seattle-Portland .....	...	...
Cafe Coach (Light Meal-Beverage Service)—Seattle-Portland .....	...	...
Parlor Car (Beverage)—Seattle-Portland (26 Parlor Seats) .....	4590	4600

## OCCUPANCY OF SLEEPING CARS

	May be occupied	Must be vacated		May be occupied	Must be vacated
Chicago .....	9:30pm	.....	Spokane .....	9:30pm	8:00am
Great Falls .....	.....	7:30am	Portland .....	9:30pm	7:30am
			Seattle .....	9:30pm	.....

(ⓐExcept Portland sleeper on Empire Builder ready at 11:00 P. M.)



## PASSENGER INFORMATION

Train Schedules in this folder are subject to change without notice. The Great Northern Railway cannot be liable for missed connections caused by trains delayed by circumstances entirely beyond the railway's control.

**Purchase Tickets before boarding trains. SAVE by purchasing Round Trip Tickets.**

**Children** under five years of age, when accompanied by parent or guardian, will be carried free. Children five years of age and under twelve years of age will be charged one-half of the adult fares. Children of five and under twelve years of age will not be ticketed when traveling alone, unless advance arrangements are made through ticket agent in cases where child is deemed mature enough to travel alone. Children twelve years of age and over will be charged the adult fare.

**Adjustment of Fares.** Should any misunderstanding arise with conductors or agents as to the proper fare or ticket privileges, please pay fare requested, take receipt and communicate with A. E. Michel, Auditor Passenger Accounts, St. Paul 1, Minn.

**Redemption of Tickets.** Applications for redemption of unused portions of tickets issued by the Great Northern Railway should be addressed to Mr. A. E. Michel, Auditor Passenger Accounts, St. Paul 1, Minn. The unused portions of tickets issued by other railroads should be sent to passenger traffic manager of issuing railroad.

**Invalids and Infirm Passengers.** Wheelchair service is available at the following stations: Bellingham, Breckenridge, Chicago, Duluth, Everett, Fargo, Grand Forks, Great Falls, Havre, Minneapolis, Minot, New Westminster, B. C., Portland, St. Paul, Seattle, Spokane, Tacoma, Vancouver, B. C., Wenatchee, Whitefish, Williston and Winnipeg. At other points where wheel chairs are required, passengers must make their own arrangements.

Advance notice must be given for passengers requiring special handling and must be accompanied by attendant (s).

#### Examples of GN's Honoring, and Free Side-Trip, Arrangements:

Tickets reading from St. Paul or any other point up to Seattle, Wash. destined to Portland, Ore. will be honored via Great Northern to Seattle thence via GN-NP-UP pool train service to Portland. It is not necessary to have one coupon reading to Seattle and another coupon reading to Portland.

Tickets routed Great Northern and good for passage between Havre, Mont. and Cut Bank, Mont. will be honored westbound via Great Falls and Shelby, Mont. or eastbound via Shelby and Great Falls, Mont.

A free side trip to Great Falls, Mont. is available to holders of tickets reading in either direction between Williston, N. D. and east, and Glacier Park Station, Mont. and stations west. Side trip tickets may be secured on application and presentation of original ticket to Agent at side trip point, or coupons may be included in through ticket.

Consult agents for other honoring and free side-trip arrangements.

**Consult any Great Northern Railway ticket agent or passenger representative or your local ticket agent or travel bureau for any additional information or details on your transportation requirements.**

## BAGGAGE INFORMATION

**Hand Baggage** which passenger desires to retain possession of is restricted to an amount which can conveniently be placed in the berth, seat or other accommodations purchased by the passenger. Passengers are urged for the convenience of themselves and other passengers to check all baggage except that actually needed for personal use enroute. Checked baggage is baggage handled in the baggage car as a convenience to the passenger, relieving the passenger of its care and handling.

**Marking for Identification.** Mark or tag each piece with Passenger's name and address and place similar information inside.

**Definition of Checked Baggage.** Baggage consisting of wearing apparel, toilet articles (except liquids) and personal effects necessary or appropriate for the wear, use, comfort and convenience of the passenger for the purpose of the journey and not intended for other persons nor for sale, may be checked in baggage service. Money, jewelry, negotiable papers, liquids, fragile or perishable articles, radios, typewriters, and household goods are examples of some articles not checkable as baggage, and railroads cannot accept responsibility.

**Checking Allowance.** Baggage weighing 150 pounds, and not exceeding \$100.00 in value, is allowed on each adult ticket; on each half-fare ticket, 75 pounds of baggage not exceeding \$50.00 in value may be checked. Family-fare-plan tickets provide for checking of 300 pounds of baggage, not exceeding \$200.00 in value, regardless of number of passengers for which the ticket is issued. Excess weight charges will be made over authorized allowance. Passenger may declare greater value at time of checking and pay charges accordingly, or may purchase at principal stations an insurance policy to cover complete value of articles checked, carried, and /or worn. (Note Service Charge described below.)

Local baggage service will be performed under Form 175 check, wherein no signed Declaration of Value is necessary and baggage will be delivered via "self-service" at principal points. This procedure carries the normal baggage allowances.

No single piece of baggage exceeding 300 pounds in weight, or exceeding \$2500.00 in value, will be checked.

**Service Charge.** At time of checking, small luggage will be checked at a charge of 25c per piece, large objects (trunks, footlockers, bicycles) at 50c each. (Contact Baggage Agent for Exceptions.)

**Miscellaneous.** Dogs, small household pets, bicycles, baby carriages, cribs, playpens and similar articles may be checked and transported in baggage cars within the weight and value allowance subject to tariff regulations. Consult baggage or ticket agent.

Dogs and other small household pets may be taken into room accommodations, subject to Pullman Company regulations.


**Remains.** Consult ticket or baggage agent.

**Forwarding.** Passengers are urged to check baggage in advance. Every effort will be made to facilitate the handling of baggage, but the Railway cannot guarantee to always forward baggage on the same train with the owner. Baggage should be claimed immediately upon arrival at destination to eliminate any possible assessment of storage charges.

**Lost or Misplaced Articles.** Contact the Manager, Mail, Baggage and Express Traffic, Great Northern Railway, St. Paul 1, Minnesota, or District Mail, Baggage and Express Agent, Great Northern Railway, Seattle 4, Washington, concerning any lost or misplaced baggage or other articles.

*The railway assumes no responsibility for unchecked articles left in stations or passenger cars.*

**STANDARD TIME.**—All time shown in Great Northern Railway published schedules of its lines east of Williston, North Dakota, is Central time; between Williston, North Dakota, and Troy, Montana, is Mountain time; west of Troy, Montana, is Pacific time. All Great Northern trains operate on STANDARD TIME.



- Grand Forks, N. D.**  
G. N. Station, Phone 774-5511,  
E. G. Westby..... General Agent.  
G. J. Burris..... Depot Ticket Agent.
- Great Falls, Mont.**  
Great Northern Office Bldg., Phone 453-5481,  
J. J. Heimes..... Assistant General Freight and Passenger Agent.  
C. R. Spafford..... General Agent.  
Great Northern Station, Phone 453-5481, C. R. Nelson..... Depot Ticket Agent.
- Havre, Mont.**  
G. N. Station, Phone 265-6711,  
W. J. Garrity..... Traveling Freight and Passenger Agent.  
G. L. Richard..... Depot Ticket Agent.
- Helena, Mont.**  
G. N. Station, Phone 442-0010, L. L. Flynn..... Agent.
- Kalispell, Mont.**  
G. N. Freight Station, Phone 756-3756,  
V. Z. Clarke..... General Agent.  
G. N. Passenger Station, Phone 756-3157, G. L. Brennan..... Depot Ticket Agent.
- Kansas City, Mo.**  
815 Dwight Bldg., Phone Victor 2-3852,  
O. W. Pierce..... General Agent, Passenger Department.  
C. L. Hand..... General Agent, Freight Department.
- Klamath Falls, Ore.**  
G. N. Station, Phone Tuxedo 4-4101, E. W. Carter..... General Agent.
- Longview, Wash.**  
1453 Broadway, Phone Hamilton 3-9210, B. H. Past..... City Ticket Agent.
- Los Angeles, 14, Calif.**  
Room 517, Five Ten West Sixth St. Bldg., Phone Madison 9-1473,  
T. L. May..... Assistant General Freight Agent.  
C. V. Paulson..... Traveling Freight and Passenger Agent.
- Milwaukee, 3, Wis.**  
1314 Majestic Bldg., Phone Broadway 1-1753,  
J. W. Petrick..... General Agent.  
C. D. Peret..... Traveling Freight and Passenger Agent.
- Minneapolis, 2, Minn.**  
101 South 7th St. at Marquette, Phone Federal 3-1267,  
R. W. Greenman..... General Agent, Passenger Department.  
T. F. Taff..... City Passenger Agent.  
G. N. Passenger Station, Zone 1, Phone Federal 3-0124,  
Owen E. Herman..... Depot Ticket Agent.  
Great Northern Passenger Station, Room 218, Phone Federal 2-4517,  
R. L. Wyatt..... General Freight Agent.
- Minot, N. D.**  
G. N. Station, Phone Temple 2-1121,  
W. F. Hoffman..... General Agent.  
A. G. Luetzen..... Depot Ticket Agent.
- Nelson, B. C.**  
557 Ward St., Phone 352-5626,  
R. A. Munro..... City Freight and Passenger Agent.
- New Westminster, B. C.**  
G. N. Station, Phone Lakeview 6-3696, F. E. Whisenand..... Depot Ticket Agent.
- New York, 20, N. Y.**  
Room 212, 630 Fifth Avenue, Rockefeller Center, Phone Circle 5-8328,  
J. L. Tierney..... General Agent, Passenger Department.  
H. Walter Heyer..... District Passenger Agent.  
T. F. Dowd..... City Passenger Agent.  
233 Broadway, Zone 7, Phone Cortlandt 7-3252,  
M. A. Unger..... General Agent, Freight Department.
- Oakland, 12, Calif.**  
811 Financial Center Bldg., 405 14th Street, Phone Templebar 2-7672,  
R. F. Anderson..... General Agent.  
Charles G. Alexander..... District Freight and Passenger Agent.
- Philadelphia, 3, Pa.**  
311 Transportation Center Bldg., 17th & Market Sts., Phone Locust 3-3275,  
G. W. Stone..... General Agent.  
A. E. Rohmer..... District Freight and Passenger Agent.
- Pittsburgh, 22, Pa.**  
1002 Oliver Bldg., Phone Atlantic 1-1541,  
M. A. Knos..... General Agent.  
J. J. Messina..... Traveling Freight and Passenger Agent.
- Portland, 5, Ore.**  
607 S. W. Washington St., Pass.: Phone Capitol 3-7273,  
A. W. Gusey..... General Agent, Passenger Department.  
K. C. Clauson..... Traveling Passenger Agent.  
K. L. Gooding..... City Passenger Agent.  
1114 Executive Bldg., Zone 4, Freight: Phone Capitol 3-1146,  
R. L. Merklin..... General Freight Agent.  
P. C. Ivory..... General Agent.  
Union Station, Zone 9, Phone Capitol 7-3421, Frank Smith..... Depot Ticket Agent.
- Renton, Wash.**  
Fourth and Walla Walla, Phone Alpine 5-1471, F. J. Campbell..... Agent.
- Sacramento, 14, Calif.**  
223 Forum Bldg., Phone Gilbert 2-3376, R. L. Lamb..... General Agent.
- St. Louis 2, Mo.**  
1321 Boatmen's Bank Bldg., Phone Garfield 1-2956,  
R. J. Inhofer..... General Agent.  
Paul R. Shaw..... District Freight and Passenger Agent.
- St. Paul, 2, Minn.**  
Wabasha at Fourth Street, Phone Capital 4-5588,  
R. E. Osterberg..... General Agent, Passenger Department.  
David E. Lewis..... City Passenger Agent.  
Union Depot, Zone 1, Phone Capital 4-7681, E. P. Bruers..... Terminal Agent.  
712 Great Northern Bldg., Zone 1, Phone Capital 4-5588,  
W. B. Watkins..... Traveling Passenger Agent.  
P. F. Shay..... Manager, Reservation Bureau.  
175 East 4th St.,  
E. H. Gruetzman..... General Agent Freight Department.
- San Francisco, 5, Calif.**  
Room 407 Monadnock Bldg., 681 Market St.  
Arthur L. Scott..... Assistant General Passenger Agent.  
Phone: Sutter 1-6051,  
Room 415 Monadnock Bldg., 681 Market St.  
H. D. Morrison..... General Agent, Freight Department.  
Phone: Yukon 6-1246,
- Seattle, 1, Wash.**  
Fourth Ave. at Union St., 1400 4th Ave., Phone Main 4-1900,  
S. T. Thorson..... General Agent, Passenger Department.  
W. E. Wilson..... Asst. General Agent, Passenger Department.  
W. G. Jeffery..... City Passenger Agent.  
C. A. Eddy..... City Passenger Agent.  
King Street Station, Zone 4, Phone Main 4-1900,  
D. J. Riepe..... Depot Ticket Agent.  
203 Great Northern Bldg., Phone Main 4-1900,  
Mark C. Sandstrom..... District Passenger Agent.  
C. M. Koenigs..... Traveling Passenger Agent.  
P. J. Adamson..... Traveling Passenger Agent.  
E. R. Scott..... Manager, Reservation Bureau.  
201 Great Northern Bldg., Phone Main 4-1900,  
J. K. Cutforth..... General Agent, Freight Department.
- Sidney, Mont.**  
L. C. Sandholm, G. N. Station, Phone 59..... Traveling Freight Agent.
- Sioux City, 1, Iowa**  
217 Benson Building, Phone 5-6848,  
W. L. Curtis..... General Agent.  
G. N. Passenger Station, 18th Street & Highway 75 No., Phone 8-2426,  
R. F. Shafer..... Depot Ticket Agent.
- Sioux Falls, S. D.**  
G. N. Station, 503 E. 8th Street, Phone 336-2595,  
L. E. Moore..... General Agent.  
503 E. 8th St., Phone 338-1831, T. R. Symkowski..... Depot Ticket Agent.
- Spokane, 4, Wash.**  
Davenport Hotel, Phone Madison 4-5141,  
Ray L. Du Bois..... General Agent, Passenger Department.  
D. B. Schultz..... Traveling Passenger Agent.  
G. H. Volland..... City Passenger Agent.  
G. N. Freight Station, W. 226 Ferry Ave., Zone 1, Phone Madison 4-5141,  
W. C. Hageman..... General Agent, Freight Department.  
G. N. Station, Phone Madison 4-5141, L. M. Carroll..... Depot Ticket Agent.
- Superior, Wis.**  
Union Station, Phone Export 4-7641, G. L. Spaniol, Jr..... Depot Ticket Agent.
- Tacoma, 2, Wash.**  
116 South Ninth St., Phone Market 7-0113,  
Paul Meyers..... General Agent.  
C. O. Kunert..... City Passenger Agent.  
Union Station, Phone Market 7-0139, H. M. Nelsen..... Depot Ticket Agent.
- Toronto, 1, Ont.**  
709 Royal Bank Bldg., Phone Empire 4-3992,  
R. W. Morrison..... General Agent.
- Vancouver, 1, B. C.**  
787 W. Georgia St., Phone: Mutual 4-4374,  
Harry Clark..... General Agent, Passenger Department.  
D. W. Teed..... City Passenger Agent.  
1060 Station St., Zone 4, Phone Mutual 1-5511,  
W. G. Harold..... General Agent, Freight Department.  
J. Lautens, Passenger Station, 1150 Station St..... Depot Ticket Agent.
- Vancouver, Wash.**  
Phone Oxford 4-5151, G. F. Stenson..... Traveling Freight and Passenger Agent.
- Victoria, B. C.**  
734 Yates St., Phone Evergreen 6-6101,  
Featherstone Travel Service, Ltd..... Agents.
- Washington, 4, D. C.**  
321 Nat. Press Bldg., 14th & F. Sts., N. W., Phone Nat. 8-0180,  
J. F. Thomann..... General Agent.  
K. D. Thornton..... City Freight and Passenger Agent.
- Wenatchee, Wash.**  
Great Northern Office Bldg., Phone Normandy 2-5907,  
T. H. Green..... General Agent.  
Great Northern Station, Phone Normandy 2-5407, E. H. Hunt..... Depot Ticket Agent.
- Winnipeg, 2, Man.**  
414 Main St., Phone Whitehall 2-5521,  
A. S. McKenzie..... General Agent.  
Clifford T. Alsop..... District Passenger Agent.  
Union Station, Main Street at Broadway, Phone Whitehall 6-2364,  
L. A. Goyer..... Depot Ticket Agent.
- Winston-Salem, N. C.**  
633 Reynolds Bldg., Phone Park 2-8421,  
L. W. Grote..... Traveling Freight Agent.

# GREAT NORTHERN RAILWAY GENERAL OFFICES

New York, 6, N. Y.  
39 Broadway  
(Financial Office)

**175 EAST 4th ST., ST. PAUL 1, MINNESOTA**  
Telephone Capital 4-5588

Seattle, 4, Wash.  
(Operating) King St. Station.  
Seattle, 1, Wash.  
(Traffic) Great Northern Bldg.  
Fourth Ave. at Union St.

## TRAFFIC DEPARTMENT OFFICERS

**C. E. FINLEY**, Vice President

**A. C. BERG**, Asst. to Vice President

**K. C. VAN WYCK**, Passenger Traffic Manager..... St. Paul, 1, Minn.  
**N. D. KELLER**, General Passenger Agent..... St. Paul, 1, Minn.  
**F. L. STRECKER**, General Passenger Agent..... St. Paul, 1, Minn.  
**E. M. BRADY**, Assistant General Passenger Agent..... St. Paul, 1, Minn.  
**E. H. BECKFORD**, Assistant to Passenger Traffic Manager..... St. Paul, 1, Minn.

### Passenger Traffic

**R. J. CLASS**, General Passenger Agent..... Seattle, 1, Wash.  
**G. M. FRENCH**, Assistant General Passenger Agent..... Chicago, 2, Ill.  
**A. L. SCOTT**, Assistant General Passenger Agent..... San Francisco, 5, Cal.  
**J. J. HEIMES**, Assistant General Freight and Passenger Agent..... Great Falls, Mont.

### Freight Traffic

**V. P. BROWN**, Assistant Vice President..... St. Paul, 1, Minn.  
**G. D. JOHNSON**, General Freight Traffic Mgr.—Sales and Service..... St. Paul, 1, Minn.  
**E. W. BERGSTROM**, Asst. Genl. Frt. Traf. Mgr.—Rates and Divisions..... St. Paul, 1, Minn.  
**V. A. OPSAHL**, Asst. to Genl. Frt. Traf. Mgr.—Sales and Service..... St. Paul, 1, Minn.  
**R. W. WEST**, Western Traffic Manager..... Seattle, 1, Wash.  
**W. E. NICHOLSON**, Freight Traffic Manager..... San Francisco, 5, Cal.  
**A. H. ENGELHART**, Freight Traffic Manager—Sales and Service..... St. Paul, 1, Minn.  
**J. F. FALLON**, Freight Traffic Manager—Rates and Divisions..... St. Paul, 1, Minn.  
**D. M. EICHTEN**, Administrative Assistant..... St. Paul, 1, Minn.  
**A. T. SIMS**, Traffic Manager..... New York, 7, N. Y.  
**E. T. MCGUIRE**, Assistant Western Traffic Manager..... Seattle, 1, Wash.  
**R. P. REED**, Assistant Freight Traffic Manager—Sales and Service..... St. Paul, 1, Minn.  
**K. G. HEIMBACH**, Director, Truck and T.O.F.C. Sales..... St. Paul, 1, Minn.  
**E. C. WARREN**, Assistant Freight Traffic Manager..... Chicago, 4, Ill.  
**H. H. KNOCKE**, General Freight Agent..... Seattle, 1, Wash.  
**M. H. GREENLEAF**, General Freight Agent..... St. Paul, 1, Minn.

**F. P. McCARTY**, General Freight Agent..... St. Paul, 1, Minn.  
**G. W. PLOUDRE**, General Freight Agent..... Seattle, 1, Wash.  
**F. J. LOUGHNEY**, General Freight Agent..... Chicago, 4, Ill.  
**P. F. CONNELLY**, General Freight Agent—Rates and Divisions..... Seattle, 1, Wash.  
**A. N. TEIN**, General Freight Agent—Rates and Divisions..... St. Paul, 1, Minn.  
**R. L. WYATT**, General Freight Agent..... Minneapolis, 2, Minn.  
**J. L. MERKIN**, General Freight Agent..... Portland, 5, Ore.  
**J. J. HEIMES**, Assistant General Freight and Passenger Agent..... Great Falls, Mont.  
**M. V. SCHOONOVER**, Assistant General Freight Agent..... Duluth, 2, Minn.  
**N. A. SAVAGE**, Assistant General Freight Agent..... St. Paul, 1, Minn.  
**R. J. STRECKER**, Assistant General Freight Agent..... St. Paul, 1, Minn.  
**J. E. CASEY**, Assistant General Freight Agent..... St. Paul, 1, Minn.  
**J. F. DEXTER**, Assistant General Freight Agent..... Seattle, 1, Wash.  
**T. L. MAY**, Assistant General Freight Agent..... Los Angeles, 14, Cal.  
**J. F. GERMSCHIED**, General Livestock Agent..... St. Paul, 1, Minn.  
**C. J. EHRKE**, Commerce Agent..... St. Paul, 1, Minn.

### Foreign Department

**W. E. MURRAY**, General Agent..... Chicago, 4, Ill.  
1535 Utilities Bldg., 327 So. La Salle St.

**D. R. PRAVITZ**, Export-Import Agent..... Seattle, 1, Wash.

### Industrial and Agricultural Development Department

**E. N. DUNCAN**, Director..... St. Paul, 1, Minn.  
**N. BLAZOVICH**, Assistant to Director..... St. Paul, 1, Minn.  
**R. C. WENTZ**, Assistant Director, Industrial Development..... St. Paul, 1, Minn.  
**W. L. TILTON**, Industrial Development Agent..... St. Paul, 1, Minn.  
**B. D. RASMUSSEN**, Industrial and Agricultural Development Agent..... St. Paul, 1, Minn.  
**A. L. NELSON**, Industrial and Agricultural Development Agent..... St. Paul, 1, Minn.

**C. E. JARRETT**, Western Development Agent..... Seattle, 1, Wash.  
**D. A. COWLES**, Industrial Development Agent..... Seattle, 1, Wash.  
**O. A. WIFFIN**, Asst. to Industrial Development Agent..... Seattle, 1, Wash.  
**E. H. THOMAS**, Industrial and Agricultural Development Agent..... Great Falls, Mont.  
**E. M. GREGORY**, Industrial and Agricultural Development Agent..... Fargo, N. D.

### Mineral Research and Development Department

**A. J. HALEY**, Director..... Seattle, 1, Wash., and St. Paul, 1, Minn.  
**R. A. WATSON**, Geologist..... Seattle, 1, Wash.  
**H. E. REED**, Geologist..... Williston, N. D.

**D. S. GLEASON**, Metallurgist..... St. Paul, 1, Minn.  
**E. C. BREDESON**, Chemical Engineer..... St. Paul, 1, Minn.

### Mail, Baggage and Express Traffic

**H. R. LAVIK**, Manager, Mail, Baggage and Express Traffic..... St. Paul, 1, Minn.  
**J. A. VOELLER**, District Mail, Baggage and Express Agent..... St. Paul, 1, Minn.

**M. A. WAGNER**, District Mail, Baggage and Express Agent..... Seattle, 4, Wash.

### Public Relations—Advertising Department

**C. W. MOORE**, Exec. Asst., Public Relations—Advertising..... St. Paul, 1, Minn.

### PASSENGER AND FREIGHT OFFICES

**Atlanta, 3, Ga.**  
1207 Atlanta Federal Savings Bldg., 22 Marietta St., Phone Jackson 5-1711,  
E. J. Kubicki..... General Agent.  
**Bellingham, 1, Wash.**  
Great Northern Station,  
L. W. Larson, Phone, Regent 4-2110..... General Agent.  
R. D. Ely, Phone Regent 4-7830..... Depot Ticket Agent.  
**Billings, Mont.**  
301 Electric Bldg., Phone 259-5541,  
H. E. Johnson..... General Agent.  
**Boston, 16, Mass.**  
Room 7, Little Bldg., 80 Boylston St., Phone Liberty 2-1406  
H. E. Evans..... General Agent.  
J. P. Connolly..... New England Freight and Pass. Agent.  
**Bremerton, Wash.**  
228 First St., Phone Essex 3-1401, Allan Reed..... Ticket Agent.  
**Buffalo, 3, N. Y.**  
620 Ellicott Square Bldg., Phone TL-4-1020,  
R. A. Cory..... General Agent.  
Paul A. Callanan..... City Freight and Passenger Agent.  
**Butte, Mont.**  
G. N. Passenger Station, 818 So. Arizona Street  
S. A. Garrity, Phone 792-2366..... General Agent.  
E. A. Farrington, Phone 792-8660..... Ticket Agent.  
**Chicago, 2, Ill.**  
80 East Madison St., Phone WEBster 9-2944,  
Graham M. French..... Assistant General Passenger Agent.  
R. F. Schwehm..... District Passenger Agent.  
Hugh L. Gibson..... District Passenger Agent.  
E. D. Whittemore..... Assistant General Agent.  
R. J. Buster..... City Passenger Agent.  
J. O. Pendleton..... City Passenger Agent.  
327 South La Salle Bldg., Zone 4, WEBster 9-2944,  
E. C. Warren..... Asst. Freight Traffic Manager.  
F. J. Loughney..... General Freight Agent.  
W. E. Murray..... General Agent.  
**Cincinnati, 2, Ohio**  
1008 Tri-State Bldg., Phone 621-3643  
B. J. Shriner..... General Agent.  
E. J. Cornelius..... Traveling Freight and Passenger Agent.

**Cleveland, 14, Ohio**  
1437 Union Commerce Bldg., Phone Cherry 1-7137,  
J. E. Burns..... General Agent.  
J. N. Supple..... District Freight and Passenger Agent.  
**Dallas, 1, Texas**  
1525 Kirby Bldg., Phone Riverside 8-3276, R. D. Phillips..... General Agent.  
**Denver, 2, Colo.**  
604 Railway Exchange Bldg., Phone Cherry 4-3477, H. T. McBride..... General Agent.  
**Des Moines, 9, Iowa**  
305 Equitable Bldg., Phone Cherry 3-7025,  
W. H. Pfister..... District Passenger Agent.  
Martin A. Williams..... General Agent, Freight Department.  
**Detroit, 26, Mich.**  
726 Lafayette Bldg., 149 Michigan Ave., Phone Woodward 2-8398,  
A. L. Strom..... General Agent.  
C. K. Graham..... District Freight and Passenger Agent.  
**Duluth, 2, Minn.**  
309 Alworth Bldg., Phone 727-6805,  
A. D. Michel..... City Passenger Agent.  
M. V. Schoonover..... Assistant General Freight Agent.  
Union Depot, Phone 722-3517, S. L. Hudson..... Depot Ticket Agent.  
**Edmonds, Wash.**  
G. N. Passenger Station, Phone Prospect 8-2411,  
G. T. Aldcroft..... Depot Ticket Agent.  
**Edmonton, Alberta**  
511 Northern Hardware Building, Phone Garden 4-4426,  
S. V. Yates..... Traveling Freight Agent.  
**Eugene, Ore.**  
115 Roberts Bldg., 338 West 11th Ave., Telephone Diamond 3-5021,  
B. E. Waugh..... General Agent.  
**Everett, Wash.**  
Pacific Ave. Freight House, Phone ALpine 2-5155,  
C. L. Carlson..... General Agent.  
Passenger Station, Bond St., Phone ALpine 9-6153,  
L. J. Dierkhisning..... Depot Ticket Agent.  
**Fargo, N. D.**  
Great Northern Station, Phone Adams 5-6614,  
L. J. Eret..... General Agent.  
O. Strandvold..... Depot Ticket Agent.

CONTINUED ON INSIDE BACK COVER