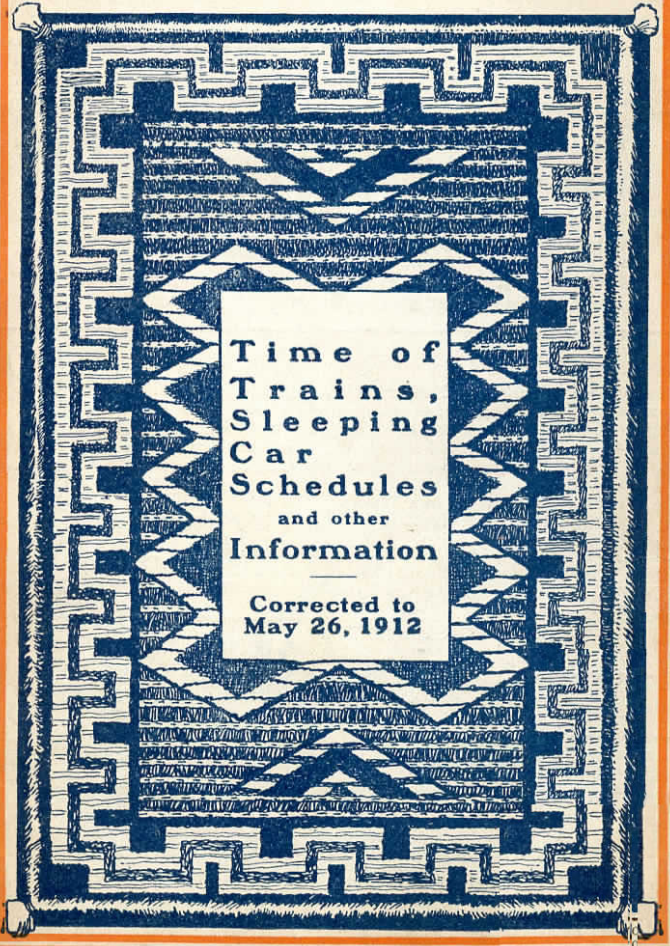




Santa Fe

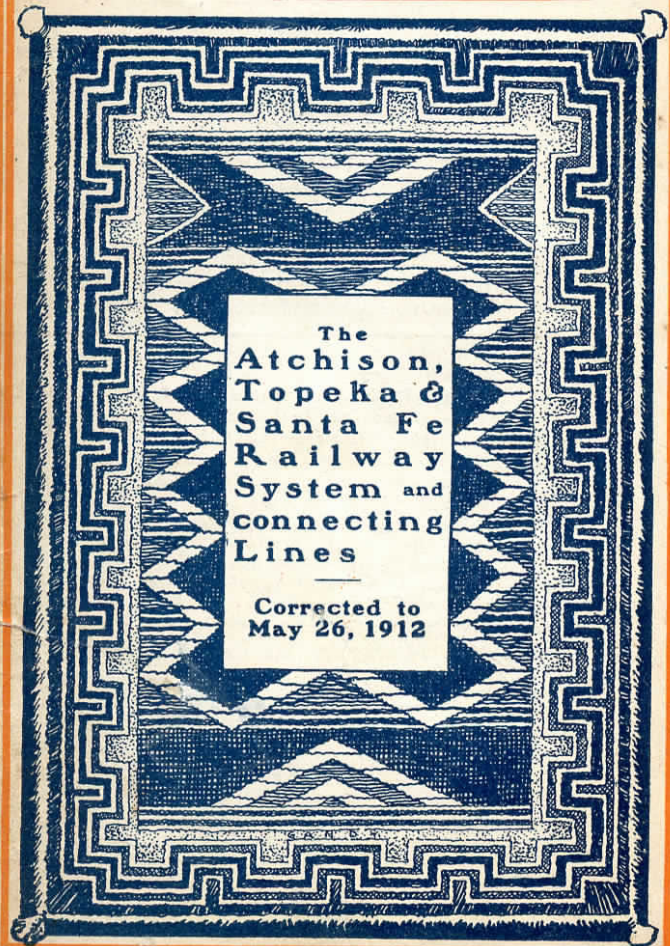


Santa Fe



Time of
Trains,
Sleeping
Car
Schedules
and other
Information



Corrected to
May 26, 1912



The
Atchison,
Topeka &
Santa Fe
Railway
System and
connecting
Lines

Corrected to
May 26, 1912

Pacific Coast Summer Excursions

TO 	SAN FRANCISCO, OAKLAND, LOS ANGELES, AND SAN DIEGO		SAN FRANCISCO		PORTLAND, SEATTLE, TACOMA AND OTHER POINTS IN THE NORTHWEST		PRESCOTT, PHOENIX, AND GRAND CANYON OF ARIZONA	
	Santa Fe going and returning, or one way via any other direct route		One way via Portland or Seattle and North Pacific Coast		Going and returning via direct routes. Use Santa Fe to and from Denver, Colorado Springs or Pueblo		Via same route both directions	
	DATES OF SALE		DATES OF SALE		DATES OF SALE		DATES OF SALE	
FROM 	June 1 to Sept. 30 inclusive Final Limit Oct. 31, 1912	June 12 to 20 Final Limit Aug. 31, 1912 August 29 to Sept. 5, 1912 Final Limit, Oct. 31, 1912	June 1 to Sept. 30 Final Limit Oct. 31, 1912	June 3, 4, 5, 6 Final Limit July 27, 1912 June 12 to 20 Inc. Final Limit Aug. 3, 1912 June 27 to July 5 Final Limit Aug. 27, 1912 July 11 and 12 Final Limit Sept. 11, 1912 Aug. 29 to Sept. 5 Final Limit Oct. 31, 1912 Oct. 12, 14, 15 Final Limit Nov. 15, 1912	June 1 to Sept. 30 Final Limit Oct. 31, 1912	June 3, 4, 5, 6 Final Limit July 27, 1912 June 27 to July 5 Final Limit Aug. 27, 1912 July 11 and 12 Final Limit Sept. 11, 1912 October 12, 14 and 15 Final Limit, Nov. 15, 1912	June 1 to Sept. 30 Final Return Limit Oct. 31, 1912	June 1 to Sept. 30 Final Return Limit Oct. 31, 1912
Chicago.....	\$72.50	\$65.00	\$87.50	\$80.00	\$72.50	\$65.00	\$67.50	
St. Louis.....	70.00	62.50	85.00	77.50	70.00	62.50	65.00	
Des Moines.....	65.66	60.66	80.66	75.66	65.66	60.66	60.66	
Missouri River.....	60.00	55.00	75.00	70.00	60.00	55.00	55.00	
Minneapolis-St. Paul.....	75.70	68.50	82.85	76.75	70.70	
Sioux City.....	63.90	58.90	76.95	71.95	60.00	55.00	58.90	
Peoria.....	72.50	64.25	87.50	79.25	72.50	64.25	67.50	
Denver, Colorado Springs, Pueblo	55.00	50.00	70.00	65.00	† 55.00	† 50.00	50.00	

† Applies to Portland, Astoria, Seattle, Tacoma, Aberdeen, Hoquiam, South Bend and Everett only; Bellingham, \$1.90 higher; New Westminster, \$3.45 higher; Vancouver, \$3.80 higher; Victoria, \$3.80 higher. ■ From Colorado and West, Sept. 6 will also be a date of sale. † Tickets with Phoenix as destination may be sold via diverse routes at fares \$5.00 higher than shown above.

To Denver, Colorado Springs or Pueblo and return

\$30.00 from Chicago
\$25.00 from St. Louis
\$17.50 from Missouri River
\$27.40 from Minneapolis-St. Paul
\$21.75 from Des Moines

To Santa Fe, N. M., \$20.70 higher than fares shown above.

On sale daily June 1 to September 30.
 Final return limit October 31, 1912.

Southwest Homeseekers' Excursions

Homeseekers' round-trip excursion tickets will be sold on first and third Tuesdays of each month until December, 1912, inclusive, from Kansas City, Mo., Leavenworth, Kan., Atchison, Kan., St. Joseph, Mo., and east thereof, to most points in Kansas, Colorado, and Arizona, all points in Oklahoma, Texas, New Mexico, and many points in Old Mexico, at **very low fares**; tickets first class; final limit twenty-five days. Stopovers are allowed at and west of Emporia or Colony, Kan.

IMPORTANT MEETINGS

National Electric Light Association, Seattle, Wash., June 10-14.
Rose Festival, Portland, Ore., June 10-15.
National Republican Convention, Chicago, June 18.
Women's Clubs, San Francisco, Cal., June 24 to July 6.
National Education Association, Chicago, July 6-12.
B. P. O. E. Elks, Portland, Ore., July 9-13.
International Federation of Commercial Travelers' organizations, Colorado Springs, Colo., July 15.
Master Plumbers, Salt Lake City, Utah, July 16-18.
National Electrical Contractors' Association, Denver, Colo., July 17-19.

Knights of Pythias, Denver, Colo., Aug. 6-16.
American Pharmaceutical Association, Denver, Colo., Aug. 19-22.
American Institute of Banking, Salt Lake City, Utah, Aug. 21-23.
Loyal Order of Moose, Kansas City, Mo., Aug. 26-30.
Trans-Mississippi Commercial Congress, Kansas City, Mo., Aug. 27-30.
G. A. R., Los Angeles, Cal., Sept. 9-14.
Master Horsehoers' National Protective Association, Denver, Colo., Sept. 25-28.
P. E. O. Convention, Denver, Colo., September.
National Irrigation Congress, Salt Lake City, Utah, Oct. 1-5.
W. C. T. U., Portland, Ore., Oct. 18-26.

It is not too early to plan for visiting California in **1915**, to see the **Panama-Pacific International Exposition**, San Francisco. **International Panama-California Exposition**, San Diego.

SIDE TRIPS

Homeseekers—To holders of Homeseekers' tickets, agents of the Grand Colorado & Santa Fe Railway at Temple, Cameron, Milano, Somerville, Seal Wallis, Rosenberg, Houston, Alvin, and Beaumont will sell side-ride local tickets to points on the Gulf, Colorado & Santa Fe Railway in the State of Texas at a fare for round trip.
 Agents of Pecos & Northern Texas Ry. at Canyon, Tex., and of A. T. & S. Ry. at Clovis, N.M., will sell side-trip local tickets at reduced fares for the round trip, when passengers hold through tickets from points east of Kiowa, Kan.
Pueblo, Colo. Spgs., & Denver—Holders of Pacific Coast tickets to Albuquerque, thence Santa Fe Lines to California, are given free side trip from Pueblo, Colo., to Denver, Colorado Springs or Pueblo, if coupons are included in through round-trip ticket at the time of purchase.
Santa Fe—Free side trip to Santa Fe, N. M., is given passengers holding

tickets to California, on presentation thereof to the conductor of the train.
Albuquerque—California passengers holding through tickets on presenting them to agent at Albuquerque, buy tickets to any point on P. & S. F. Ry. south of Albuquerque at one fare for round trip.
Prescott-Phoenix—Additional charge for side-ride from Ash Fork to Prescott and return is \$2.80; side-ride ticket must be included in a California ticket at time of purchase.
San Diego—If your round-trip California ticket does not have a coupon for a side-ride from Los Angeles to San Diego and return, a low fare excursion ticket may be purchased locally in Los Angeles.
Grand Canyon--Yosemite—See advertisements elsewhere in this

Index to Stations on Atchison, Topeka & Santa Fe Railway System—Continued.

Table	Table	Table	Table	Table	Table	Table
Eads, Cal. 27	Flynn, Okla. 61	Guan, N. M. 18	Horners, Kan. 2	Kirkland, Ariz. 16	Longview, Tex. 82, 85	Melvin, Tex. 79
Eagle, Okla. 91	Folsom, Tex. 91	Guernsey, Cal. 23, 27	Horton, Tex. 53	Kliefelder, Cal. 18	Longton, Kan. 90	Mendon, Mo. 1
Eagle Lake, Tex. 36, 58	Foran, Ariz. 20	Gulf View, Tex. 85	Hot Springs, Ariz. 16	Klondike, Cal. 106	Lora, Tex. 91	Mendoza, Tex. 91
Earl, Colo. 4	Forest City, Kan. 106	Guthrie, Okla. 61, 66, 67, 68	Houck, Ariz. 18	Klondike, Cal. 106	Losburg, Cal. 19	Menefee, Cal. 52
Earlton, Kan. 90	Fort Madison, Iowa 1	Gypsum, Cal. 25	Houston, Tex. 72, 89	Klondike, Cal. 106	Lorenz, Kan. 19	Menon, Cal. 23, 27
Easley, N. M. 11	Fort Sumner, N. M. 72		Howard, Kan. 47	Klondike, Cal. 106	Lorraine, Kan. 53	Merced, Cal. 42, 45
East Dallas, Tex. 73	Fort Worth, Tex. 72		Howell, Kan. 47	Klondike, Cal. 106	Los Angeles, Cal. 18, 19	Meriden, Kan. 42, 45
East Fairmount, Kan. 41	Fostoria, Tex. 82	H	Hoyle, Tex. 72	Klondike, Cal. 106	Los Angeles Jct., Cal. 24	Meriden Jct., Kan. 72
East Ft. Madison, Ill. 1	Fountain, Colo. 3	Hackberry, Ariz. 18	Hudson, Ariz. 18	Klondike, Cal. 106	Los Geronimos, N. M. 4	Meritt, Tex. 73
Easton, Tex. 85	Fowler, Colo. 3	Hackney, Kan. 51, 61	Hughson, Ariz. 18	Klondike, Cal. 106	Los Lunas, N. M. 4	Merrill, Tex. 73
E. Galzburg, Ill. 23	Fox, N. M. 18	Hadley, Colo. 2	Humboldt, Ariz. 23, 27	Klondike, Cal. 106	Los Nietos, Cal. 19, 23, 26	Merriville, La. 84
E. Highlands, Cal. 23	Franconia, Ariz. 18	Hagerman, N. M. 91	Humboldt, Kan. 90	Klondike, Cal. 106	Lost Springs, Kan. 48	Messia Park, N. M. 5
Edelstein, Ill. 72	Frazier, Mo. 38	Hahn, N. M. 73	Hunnwell, Kan. 103	Klondike, Cal. 106	Louis, Ariz. 18	Mesquite, N. M. 5
Eden, Tex. 79	Fremon, Cal. 32	Hale, Tex. 73	Hunley, Cal. 27	Klondike, Cal. 106	Lovelock, Okla. 66	Middle River, Cal. 23, 27
Edgerton, Kan. 39, 90	French, N. M. 3	Hale Center, Tex. 93	Hurdland, Mo. 1	Klondike, Cal. 106	Loving, N. M. 91	Middleton, Ariz. 17
Edmond, Okla. 61	Presentos, Tex. 82	Hallfax, Kan. 43	Hurley, N. M. 12	Klondike, Cal. 106	Lowe, Tex. 80	Midlothian, Kan. 73
Egan, Cal. 25	Fresno, Cal. 23, 27, 31	Hall, Colo. 3	Husker, Kan. 48	Klondike, Cal. 106	Lubbock, Tex. 41	Midway, Kan. 91
Egypt, Tex. 86	Frisbie, Kan. 2	Halls Summit, Kan. 98	Husted, Colo. 9	Klondike, Cal. 106	Lubers, Colo. 59	Milam, Kan. 91
Eldorado, Kan. 51	Frisco Crossing, Kan. 90	Hall Valley, Tex. 79	Hutchinson, Kan. 2, 55, 17	Klondike, Cal. 106	Lucerne, Cal. 27	Miles, Tex. 78, 80
Eldridge, Tex. 88	Friszell, Kan. 91	Haltstead, Kan. 2	Hutton, Tex. 93	Klondike, Cal. 106	Lucy, N. M. 92	Miley, Cal. 31
Eleanor, Tex. 78	Fruita, Tex. 82	Hamburg, Kan. 2	Hyde Park, Cal. 30	Klondike, Cal. 106	Ludlow, Cal. 18	Military Post, Colo. 3
Elevation, Tex. 72	Fruita, Tex. 82	Hamilton, Kan. 47	Hymer, Kan. 48	Klondike, Cal. 106	Lugo, Cal. 18	Miller, Cal. 27
Elgin, Kan. 102	Fullerton, Tex. 93	Hampson, Kan. 51		Klondike, Cal. 106	Lumberton, Tex. 82	Milligan, Cal. 20
Ehda, N. M. 91	Fullerton, Cal. 19, 23, 26	Hancock, Ariz. 18		Klondike, Cal. 106	Luzon, Cal. 87	Millsdale, Ill. 1
Elizabeth, La. 84	Fulton, N. M. 4	Haney, Tex. 91, 93		Klondike, Cal. 106	Lyndon, Kan. 46	Milwaukee, Colo. 59
Elk City, Kan. 90	Furguson, Tex. 93	Hanford, Cal. 23, 12		Klondike, Cal. 106	Lynn, N. M. 4	Milvale, Kan. 50
Elk Falls, Kan. 90		Hanover, N. M. 4		Klondike, Cal. 106	Lyons, Kan. 52	Miltonvale, Kan. 49
Elkins, N. M. 91		Hauover Junc., N. M. 12, 13		Klondike, Cal. 106	Lyons, Tex. 72	Milvite, Tex. 82
Ellnor, Kan. 2	G	Happy, Tex. 93		Klondike, Cal. 106		Mineral, Ariz. 15
Ellinwood, Kan. 2, 52	Gage, Okla. 91	Hardin, Mo. 1		Klondike, Cal. 106		Minkler, Cal. 35
Elmdale, Kan. 2	Gainesville, Tex. 72	Hardy, Ariz. 18		Klondike, Cal. 106		Minneapolis, Kan. 30
Elmendorf, N. M. 5	Gait, Kan. 53	Harlow, Cal. 18		Klondike, Cal. 106		Minneapolis, Kan. 30
Elmer, Mo. 27	Gallivan, Cal. 19, 23	Harper, Kan. 57, 91		Klondike, Cal. 106		Minneapolis, Kan. 30
El Moro, Colo. 4	Gallinas, Colo. 4	Hart, Mo. 1		Klondike, Cal. 106		Minneapolis, Kan. 30
Elota, N. M. 4	Gallup, N. M. 18	Hartland, Kan. 48		Klondike, Cal. 106		Minneapolis, Kan. 30
El Paso, Tex. 5	Galt, Kan. 53	Hartman, Colo. 59		Klondike, Cal. 106		Minneapolis, Kan. 30
El Segundo, Cal. 30	Galva, Kan. 52	Hartman, Colo. 59		Klondike, Cal. 106		Minneapolis, Kan. 30
Elsinore, Cal. 25	Galveston, Tex. 72, 85, 89	Hartman, Colo. 59		Klondike, Cal. 106		Minneapolis, Kan. 30
Elsinore Junc., Cal. 25	Gamb, Colo. 4	Hartman, Colo. 59		Klondike, Cal. 106		Minneapolis, Kan. 30
El Toro, Cal. 19, 23	Gaucha, Kan. 83	Hartman, Colo. 59		Klondike, Cal. 106		Minneapolis, Kan. 30
Empire, Cal. 7	Gaucha, Kan. 83	Hartman, Colo. 59		Klondike, Cal. 106		Minneapolis, Kan. 30
Emporia, Kan. 2, 39, 47, 54	Garden City, Kan. 2, 58	Hartman, Colo. 59		Klondike, Cal. 106		Minneapolis, Kan. 30
Ema, Kan. 90	Garden Plain, Kan. 62	Hartman, Colo. 59		Klondike, Cal. 106		Minneapolis, Kan. 30
Enclinitas, Cal. 19, 23	Gardner, Kan. 39, 90	Hartman, Colo. 59		Klondike, Cal. 106		Minneapolis, Kan. 30
Encino, N. M. 52	Garfield, Kan. 2	Hartman, Colo. 59		Klondike, Cal. 106		Minneapolis, Kan. 30
Engle, N. M. 2	Garland, Tex. 73	Hartman, Colo. 59		Klondike, Cal. 106		Minneapolis, Kan. 30
Englehart, Tex. 88	Garnett, Kan. 90	Hartman, Colo. 59		Klondike, Cal. 106		Minneapolis, Kan. 30
Englewood, Kan. 66	Garvanza, Cal. 18	Hartman, Colo. 59		Klondike, Cal. 106		Minneapolis, Kan. 30
Enid, Okla. 66	Garvanza, Cal. 18	Hartman, Colo. 59		Klondike, Cal. 106		Minneapolis, Kan. 30
Enterprise, Kan. 48	Garwood, Tex. 86, 88	Hartman, Colo. 59		Klondike, Cal. 106		Minneapolis, Kan. 30
Eppier, Tex. 93	Gary, Tex. 85, 87	Hartman, Colo. 59		Klondike, Cal. 106		Minneapolis, Kan. 30
Erie, Kan. 99	Gateley, Cal. 27	Hartman, Colo. 59		Klondike, Cal. 106		Minneapolis, Kan. 30
Ernest, N. M. 18	Gato, N. M. 4	Hartman, Colo. 59		Klondike, Cal. 106		Minneapolis, Kan. 30
Escalon, Cal. 27	Gay Hill, Tex. 72	Hartman, Colo. 59		Klondike, Cal. 106		Minneapolis, Kan. 30
Escobedo, Cal. 29	Geneseo, Kan. 53	Hartman, Colo. 59		Klondike, Cal. 106		Minneapolis, Kan. 30
Escobedo Junc., Cal. 29	Geney, Kan. 97	Hartman, Colo. 59		Klondike, Cal. 106		Minneapolis, Kan. 30
Escondido, Cal. 27	Geney, Kan. 97	Hartman, Colo. 59		Klondike, Cal. 106		Minneapolis, Kan. 30
Escondido Junc., Cal. 29	Geney, Kan. 97	Hartman, Colo. 59		Klondike, Cal. 106		Minneapolis, Kan. 30
Escondido, Cal. 27	Geney, Kan. 97	Hartman, Colo. 59		Klondike, Cal. 106		Minneapolis, Kan. 30
Escondido Junc., Cal. 29	Geney, Kan. 97	Hartman, Colo. 59		Klondike, Cal. 106		Minneapolis, Kan. 30
Escondido, Cal. 27	Geney, Kan. 97	Hartman, Colo. 59		Klondike, Cal. 106		Minneapolis, Kan. 30
Escondido Junc., Cal. 29	Geney, Kan. 97	Hartman, Colo. 59		Klondike, Cal. 106		Minneapolis, Kan. 30
Escondido, Cal. 27	Geney, Kan. 97	Hartman, Colo. 59		Klondike, Cal. 106		Minneapolis, Kan. 30
Escondido Junc., Cal. 29	Geney, Kan. 97	Hartman, Colo. 59		Klondike, Cal. 106		Minneapolis, Kan. 30
Escondido, Cal. 27	Geney, Kan. 97	Hartman, Colo. 59		Klondike, Cal. 106		Minneapolis, Kan. 30
Escondido Junc., Cal. 29	Geney, Kan. 97	Hartman, Colo. 59		Klondike, Cal. 106		Minneapolis, Kan. 30
Escondido, Cal. 27	Geney, Kan. 97	Hartman, Colo. 59		Klondike, Cal. 106		Minneapolis, Kan. 30
Escondido Junc., Cal. 29	Geney, Kan. 97	Hartman, Colo. 59		Klondike, Cal. 106		Minneapolis, Kan. 30
Escondido, Cal. 27	Geney, Kan. 97	Hartman, Colo. 59		Klondike, Cal. 106		Minneapolis, Kan. 30
Escondido Junc., Cal. 29	Geney, Kan. 97	Hartman, Colo. 59		Klondike, Cal. 106		Minneapolis, Kan. 30
Escondido, Cal. 27	Geney, Kan. 97	Hartman, Colo. 59		Klondike, Cal. 106		Minneapolis, Kan. 30
Escondido Junc., Cal. 29	Geney, Kan. 97	Hartman, Colo. 59		Klondike, Cal. 106		Minneapolis, Kan. 30
Escondido, Cal. 27	Geney, Kan. 97	Hartman, Colo. 59		Klondike, Cal. 106		Minneapolis, Kan. 30
Escondido Junc., Cal. 29	Geney, Kan. 97	Hartman, Colo. 59		Klondike, Cal. 106		Minneapolis, Kan. 30
Escondido, Cal. 27	Geney, Kan. 97	Hartman, Colo. 59		Klondike, Cal. 106		Minneapolis, Kan. 30
Escondido Junc., Cal. 29	Geney, Kan. 97	Hartman, Colo. 59		Klondike, Cal. 106		Minneapolis, Kan. 30
Escondido, Cal. 27	Geney, Kan. 97	Hartman, Colo. 59		Klondike, Cal. 106		Minneapolis, Kan. 30
Escondido Junc., Cal. 29	Geney, Kan. 97	Hartman, Colo. 59		Klondike, Cal. 106		Minneapolis, Kan. 30
Escondido, Cal. 27	Geney, Kan. 97	Hartman, Colo. 59		Klondike, Cal. 106		Minneapolis, Kan. 30
Escondido Junc., Cal. 29	Geney, Kan. 97	Hartman, Colo. 59		Klondike, Cal. 106		Minneapolis, Kan. 30
Escondido, Cal. 27	Geney, Kan. 97	Hartman, Colo. 59		Klondike, Cal. 106		Minneapolis, Kan. 30
Escondido Junc., Cal. 29	Geney, Kan. 97	Hartman, Colo. 59		Klondike, Cal. 106		Minneapolis, Kan. 30
Escondido, Cal. 27	Geney, Kan. 97	Hartman, Colo. 59		Klondike, Cal. 106		Minneapolis, Kan. 30
Escondido Junc., Cal. 29	Geney, Kan. 97	Hartman, Colo. 59		Klondike, Cal. 106		Minneapolis, Kan. 30
Escondido, Cal. 27	Geney, Kan. 97	Hartman, Colo. 59		Klondike, Cal. 106		Minneapolis, Kan. 30
Escondido Junc., Cal. 29	Geney, Kan. 97	Hartman, Colo. 59		Klondike, Cal. 106		Minneapolis, Kan. 30
Escondido, Cal. 27	Geney, Kan. 97	Hartman, Colo. 59		Klondike, Cal. 106		Minneapolis, Kan. 30
Escondido Junc., Cal. 29	Geney, Kan. 97	Hartman, Colo. 59		Klondike, Cal. 106		Minneapolis, Kan. 30
Escondido, Cal. 27	Geney, Kan. 97	Hartman, Colo. 59		Klondike, Cal. 106		Minneapolis, Kan. 30
Escondido Junc., Cal. 29	Geney, Kan. 97	Hartman, Colo. 59		Klondike, Cal. 106		Minneapolis, Kan. 30
Escondido, Cal. 27	Geney, Kan. 97	Hartman, Colo. 59		Klondike, Cal. 106		Minneapolis, Kan. 30
Escondido Junc., Cal. 29	Geney, Kan. 97	Hartman, Colo. 59		Klondike, Cal. 106		Minneapolis, Kan. 30
Escondido, Cal. 27	Geney, Kan. 97	Hartman, Colo. 59		Klondike, Cal. 106		Minneapolis, Kan. 30
Escondido Junc., Cal. 29	Geney, Kan. 97	Hartman, Colo. 59		Klondike, Cal. 106		Minneapolis, Kan. 30
Escondido, Cal. 27	Geney, Kan. 97	Hartman, Colo. 59		Klondike, Cal. 106		Minneapolis, Kan. 30
Escondido Junc., Cal. 29	Geney, Kan. 97	Hartman, Colo. 59		Klondike, Cal. 106		Minneapolis, Kan. 30
Escondido, Cal. 27	Geney, Kan. 97	Hartman, Colo. 59		Klondike, Cal. 106		Minneapolis, Kan. 30
Escondido Junc., Cal. 29	Geney, Kan. 97	Hartman, Colo. 59		Klondike, Cal. 106		Minneapolis, Kan. 30
Escondido, Cal. 27	Geney, Kan. 97	Hartman, Colo. 59		Klondike, Cal. 106		Minneapolis, Kan. 30
Escondido Junc., Cal. 29	Geney, Kan. 97	Hartman, Colo. 59		Klondike, Cal. 106		Minneapolis, Kan. 30
Escondido, Cal. 27	Geney, Kan. 97	Hartman, Colo. 59		Klondike, Cal. 106		Minneapolis, Kan. 30
Escondido Junc., Cal. 29	Geney, Kan. 97	Hartman, Colo. 59		Klondike, Cal. 106		Minneapolis, Kan. 30
Escondido, Cal. 27	Geney, Kan. 97	Hartman, Colo. 59		Klondike, Cal. 106		Minneapolis, Kan. 30
Escondido Junc., Cal. 29	Geney, Kan. 97	Hartman, Colo. 59		Klondike, Cal. 106		Minneapolis, Kan. 30
Escondido, Cal. 27	Geney, Kan. 97	Hartman, Colo. 59		Klondike, Cal. 106		Minneapolis, Kan. 30
Escondido Junc., Cal. 29	Geney, Kan. 97	Hartman, Colo. 59		Klondike, Cal. 106		Minneapolis, Kan. 30
Escondido, Cal. 27	Geney, Kan. 97	Hartman, Colo. 59		Klondike, Cal. 106		Minneapolis, Kan. 30
Escondido Junc., Cal. 29	Geney, Kan. 97	Hartman, Colo. 59		Klondike, Cal. 106		Minneapolis, Kan. 30
Escondido, Cal. 27	Geney, Kan. 97	Hartman, Colo. 59		Klondike, Cal. 106		Minneapolis, Kan. 30
Escondido Junc., Cal. 29	Geney, Kan. 97	Hartman, Colo. 59		Klondike, Cal. 106		Minneapolis, Kan. 30
Escondido, Cal. 27	Geney, Kan. 97	Hartman, Colo. 59		Klondike, Cal. 106		Minneapolis, Kan. 30
Escondido Junc., Cal. 29	Geney, Kan. 97	Hartman, Colo. 59		Klondike, Cal. 106		Minneapolis, Kan. 30
Escondido, Cal. 27	Geney, Kan. 97	Hartman, Colo. 59		Klondike, Cal. 106		Minneapolis, Kan. 30
Escondido Junc., Cal. 29	Geney, Kan. 97	Hartman, Colo. 59		Klondike, Cal. 106		Minneapolis, Kan. 30
Escondido, Cal. 27	Geney, Kan. 97	Hartman, Colo. 59		Klondike, Cal. 106		Minneapolis, Kan. 30
Escondido Junc., Cal. 29	Geney, Kan. 97	Hartman, Colo. 59		Klondike, Cal. 106		Minneapolis, Kan. 30
Escondido, Cal. 27	Geney, Kan. 97	Hartman, Colo. 59		Klondike, Cal. 106		Minneapolis, Kan. 30
Escondido Junc., Cal. 29	Geney, Kan. 97	Hartman, Colo. 59		Klondike, Cal. 106		Minneapolis, Kan. 30
Escondido, Cal. 27	Geney, Kan. 97	Hartman, Colo. 59		Klondike, Cal. 106		Minneapolis, Kan. 30
Escondido Junc., Cal. 29	Geney, Kan. 97	Hartman, Colo. 59		Klondike, Cal. 106		Minneapolis, Kan. 30
Escondido, Cal. 27	Geney, Kan. 97	Hartman, Colo. 59		Klondike, Cal. 106		Minneapolis, Kan. 30
Escondido Junc., Cal. 29	Geney, Kan. 97	Hartman, Colo. 59		Klondike, Cal. 106		Minneapolis, Kan. 30
Escondido, Cal. 27	Geney, Kan. 97	Hartman, Colo. 59		Klondike, Cal. 106		Minneapolis, Kan. 30
Escondido Junc., Cal. 29	Geney, Kan. 97	Hartman, Colo. 59		Klondike, Cal. 106		Minneapolis, Kan. 30
Escondido, Cal. 27	Geney, Kan. 97	Hartman, Colo. 59		Klondike, Cal. 106		Minneapolis, Kan. 30
Escondido Junc., Cal. 29	Geney, Kan. 97	Hartman, Colo. 59		Klondike, Cal. 106		Minneapolis, Kan. 30
Escondido, Cal. 27	Geney, Kan. 97	Hartman, Colo. 59		Klondike, Cal. 106		Minneapolis, Kan. 30
Escondido Junc., Cal. 29	Geney, Kan. 97	Hartman, Colo. 59		Klondike, Cal. 106		Minneapolis, Kan. 30
Escondido, Cal. 27	Geney, Kan. 97	Hartman, Colo. 59				

PASSENGER DEPARTMENT OFFICIALS AND AGENTS.

CHICAGO, Railway Exchange. W. J. BLACK, Pass. Traff. Mgr., A. T. & S. F. Ry. Sys.
 A. P. MORISON, A. G. P. A., A. T. & S. F. Ry.
 LOS ANGELES, Cal. JNO. J. BYRNE, A.P.T.M., A.T. & S.F. Ry. System.
 F. J. HEID, A. G. P. A., A. T. & S. F. Ry.—Coast Lines.
 SAN FRANCISCO, Cal., 673 Market Street. W. A. BISSELL, A.T.M., A.T. & S.F. Ry. System.
 H. K. GREGORY, A.G.P.A., A.T. & S.F. Ry.—Coast Lines.
 TOPEKA, Kan. J. M. CONE, Gen'l Pass'r Agent, A. T. & S. F. Ry.
 E. J. SHAKESHAF, Ass't Gen'l Agent, A. T. & S. F. Ry.
 PRESCOTT, Ariz. PAUL P. HASTINGS, G.P.A., A.T. & S.F. Ry.—P. & F. Lines.
 GALVESTON, Tex. W. S. KEENAN, Gen'l Pass'r Agt., G. C. & S. F. Ry.
 EDWIN F. ADAMS, A. G. P. A., G. C. & S. F. Ry.
 AMARILLO, Tex. J. BRINKER, G.P.A., S. K. Ry. of T. and P. & N. T. Ry.
 AMARILLO, Tex. THOS. GALLAHER, Traveling Passenger Agent.
 ATCHISON, Kan., 412 Commercial St. F. W. MYERS, General Agent.
 ATLANTA, Ga., 14 No. Fryor St. JNO. D. CARTER, Southern Pass'r Agt.
 PAUL E. ROGERS, Traveling Passenger Agent.
 B. H. WHITE, Traveling Passenger Agent.
 P. W. DOANE, Agent.
 BAKERSFIELD, Cal. R. D. FELD, City Passenger Agent.
 BEAUMONT, Tex., New Crosby Hotel. F. M. SHICK, Agent.
 BERKELEY, Cal. F. W. MANNING, General New England Agent.
 BOSTON, Mass., 356 Washington St. H. M. FLITCHER, Passenger Agent.
 H. H. GAGE, Traveling Agent.
 F. G. RANNEY, Traveling Agent.
 PETER PALMATEER, Passenger Agent.
 R. F. McILROY, City Passenger Agent.
 CHANUTE, Kan. G. L. BARNES, General Agent.
 CHICAGO, 64 W. Adams St. C. O. GUNNET, General Agent Pass'r Dept.
 F. R. CONNERT, Manager Calif. Tourist Service.
 THOS. W. CONWAY, Traveling Passenger Agent.
 L. N. NELSON, City Passenger Agent.
 J. Q. ADAMS, Depot Passenger Agent.
 C. L. SEAGRAVES, Gen'l Colonization Agent.
 L. F. BACON, Ass't Gen'l Colonization Agent.
 W. H. SIMPSON, Gen'l Advertising Agent.
 CINCINNATI, O., 209 Traction Bldg. F. H. KENNEDY, General Agent Pass'r Dept.
 CLYDE HILL, Traveling Passenger Agent.
 CLEVELAND, O., 28 Taylor Arcade. A. C. H. KENNEDY, Passenger Agent.
 COLO. SP'GS, 118 E. Pike's Peak Ave. C. J. HOYT, City Passenger Agent.
 DALLAS, Tex., 1205 Main St. CHAS. L. HOLLAND, City Passenger Agent.
 J. P. WRIGHT, Traveling Passenger Agent.
 DENVER, Colo., 601 17th St. J. P. HALL, General Agent Pass'r Dept.
 N. F. OTT, City Passenger Agent.
 A. F. JOHNSON, Traveling Passenger Agent.
 W. S. BURDICK, Traveling Passenger Agent.
 SAMUEL LARIMER, Gen'l Agent Pass'r Dept.
 C. A. MOORE, Traveling Passenger Agent.
 J. C. BATHAM, Traveling Passenger Agent.
 F. T. HENDRY, General Agent Pass'r Dept.
 G. G. ROBERTSON, Passenger Agent.
 EL PASO, Tex., Mills Bldg., Mills and Oregon Sts. B. R. BROWN, Div. Pass'r Agent.
 J. S. MORRISON, City Ticket Agent.
 G. H. DONART, Traveling Passenger Agent.
 W. A. CAMERON, Traveling Passenger Agent.
 FT. WORTH, Tex., 702 Houston St. T. P. FENELON, City Passenger Agent.
 FRESNO, Cal., 2040 Tulare St. W. W. HOBERT, General Agent.
 GALVESTON, Tex., 224 Tremont St. MAX NAUMANN, Gen'l Agt. Pass'r Dept.
 J. J. KENNEDY, Colonization Agent.
 HONOLULU, T. H. THEO. H. DAVIES & CO., Ltd.
 HOUSTON, Tex., 904 Texas Ave. J. R. GREENHILL, City Passenger Agent.
 KANSAS CITY, Mo., 905 Main St. GEO. W. HAGENBUCH, Gen'l Agt. Pass'r Dept.
 T. A. WOLCOTT, Traveling Passenger Agent.
 G. B. NEWMAN, City Passenger Agent.
 L. B. SMITH, Traveling Pass'r Agent.
 E. C. OTT, Depot Passenger Agent.
 LEAVENWORTH, Kan. W. R. LANN, General Agent.
 LONDON, Eng. 60 Haymarket. HENRY V. ELKINS, General European Agent.
 LONG BEACH, Cal., 53 Pine Ave. E. W. McGEE, General Agent Passenger Dept.
 G. A. HOPPE, Jr., Traveling Passenger Agent.
 LOS ANGELES, Cal., 384 So. Spring St. E. W. McGEE, General Agent Passenger Dept.
 E. R. GREGORY, Traveling Passenger Agent.
 G. A. HOPPE, Jr., Traveling Passenger Agent.
 THOS. W. MOSES, City Ticket Agent.
 MEXICO CITY, Mex., Avenida del Cinco de Mayo 3 W. P. GARSIE, Traveling Pass'r Agent.
 MINNEAPOLIS, Minn., Metropolitan C. CARPENTER, Passenger Agent.
 E. HINCKLEY, Traveling Passenger Agent.
 MONTREY, N.L. Mex., Apartado 321. HARRY C. ARCHER, Traveling Pass'r Agent.
 MONTREAL, Que., 83 St. James St. D. W. HATCH, Traveling Agent.
 NEW ORLEANS, La., 238 St. Charles St. W. L. McWHIRTER, General Agent.
 NEW YORK CITY, 377 and 1284 B'dway. GEO. C. DILLARD, Gen'l Eastern Pass'r Agent.
 W. F. MILLER, City Passenger Agent.
 CLARENCE E. EATON, Traveling Pass'r Agt.
 J. J. WARNER, General Agent.
 OAKLAND, Cal., 1218 Broadway. T. A. RIGDON, City Passenger Agent.
 THOS. BOYLAN, City Passenger Agent.
 OKLAHOMA CITY, Okla., 16 N. B'dway. H. B. SHERMAN, Agent.
 PASADENA, Cal. O. H. THOMAS, Passenger Agent.
 PASADENA, Cal. B. ST. JOHN, Passenger Agent.
 PHOENIX, Ariz. R. B. V. DRIGRETT, Traveling Passenger Agt.
 WALTER JONES, City Passenger Agt.
 W. S. GOLDSWORTHY, G. A., S.F.P. & Lines.
 A. A. BETTS, Traveling Passenger Agent.
 R. N. MOUTIER, City Passenger Agent.
 PITTSBURGH, Pa., 405 Park Bldg. F. E. SHELLA BERGER, General Agent.
 CHAS. E. MARSH, Passenger Agent.
 W. G. ANLEY, City Passenger Agent.
 H. E. VERNON, General Agent.
 PORTLAND, Ore., 252 Alder St. A. R. ANDERSON, Traveling Passenger Agent.
 H. B. KOHL, Traveling Passenger Agent.
 PRESCOTT, Ariz. C. G. NIKIRK, City Ticket Agent.
 PUEBLO, Colo., 225 North Union Ave. W. R. FLYNN, Agent.
 REDLANDS, Cal. J. H. BAUMAN, Agent.
 RIVERSIDE, Cal., Mission Inn. T. H. MACK, General Agent.
 ROCK ISLAND, Ill., 210 18th St. T. H. WARRINGTON, General Agent.
 SACRAMENTO, Cal., 1024 Eighth St. MARTIN BEASLEY, Traveling Pass. Agt.
 GEORGE BUTTERLY, City Passenger Agent.
 ST. JOSEPH, Mo., 114 So. Fifth St. GEO. C. CHAMBERS, Gen'l Agt. Pass'r Dept.
 ST. LOUIS, Mo., 209 North Seventh St. GEO. R. BAINTER, City Passenger Agent.
 F. K. SMITH, Traveling Passenger Agent.
 W. F. WARREN, General Agent.
 E. H. LEIS, Traveling Agent.
 BALT LAKE CITY, Utah, Room 233. H. A. L. A. S. District Pass'r Agt.
 S. ANTONIO, Tex., 101 W. Commerce St. EVERETT H. DALLAS, District Pass'r Agt.
 SAN BERNARDINO, Cal., 3d and F Sts. W. R. DOWLER, General Agent.
 SAN DIEGO, Cal., U S Grant Hotel Bldg. S. C. PAYSON, General Agent.
 A. Y. LEITCH, City Pass. and Ticket Agt

SAN FRANCISCO, Cal., 673 Market St. JAS. B. DUFFY, General Agent Pass'r Dept.
 JAS. W. MOSE, City Ticket Agent.
 LOUIS R. EVERETT, City Passenger Agent.
 ROY D. JOHNSON, Passenger Agent.
 SAN JOSE, Cal., 23 E. Santa Clara St. H. R. STERNE, General Agent.
 J. L. BLAIR, Traveling Agent.
 SANTA BARBARA, Cal., 812 State St. E. B. GREGORY, General Agent.
 SANTA MONICA, Cal., 140 Pier Ave. H. W. McGEE, General Agent Passenger Dept.
 G. A. HOPPE, Jr., Traveling Passenger Agent.
 STOCKTON, Cal. F. M. McANBELL, Traveling Agent.
 BYDNEY, Australia, 5 Gresham St. H. E. SHYROCK, Agent.
 TEMPLE, Tex. V. A. SPROUL, Passenger Agent.
 TOPEKA, Kan., A. T. & S. F. Gen. Ofcs. W. Y. WILLIAMS, Traveling Passenger Agent.
 G. L. CURTIS, Passenger Agent.
 WICHITA, Kan., Santa Fe Depot. GLENN EDDIE, Passenger Agent.
 H. A. KING, City Passenger Agent.
 YOKOHAMA, Japan, 4 Water St. G. H. COUSE, Jr., G. P. A., San Fran. Overland Route.

EXPLANATION OF REFERENCE MARKS

These marks apply to all portions of folder except pages showing Equipment and Pullman fares. §Sundays only. ¶Dining-room or lunch counter.
 * Daily. † Daily, except Sunday. ‡ Daily, except Saturday. § Daily, except Monday.
 ¶ Stops Saturday nights only to discharge passengers from Kansas City or Topeka.
 a Stops on flag for California and Arizona passengers, also for those destined to Deming or El Paso or points south or west thereof.
 b Stops for passengers destined to California points.
 c Stops to discharge passengers from connecting line points at Chicago or Kansas City.
 d Stops to discharge paying passengers from points west of Albuquerque.
 e Stops to discharge passengers holding tickets from beyond Chicago.
 f Stops on flag.
 F Stops to discharge paying passengers from points between Florence and Ellinwood via Little River.
 h Stops to discharge paying passengers from east of La Junta.
 i Stops on flag for passengers for east or south of Newton.
 j Stops on flag for passengers for Chicago and east.
 k Stops to discharge paying passengers from south of Purcell.
 l Stops on flag for passengers for points west of Newton where No. 7 stops.
 m Stops to discharge paying passengers from Southern Kansas Division points.
 n Stops to discharge paying passengers from Santa Fe Branch.
 o Stops to discharge paying passengers from west of Dodge City.
 p Stops to discharge paying passengers from Lawrence, Olathe, or west thereof, or from connecting lines at Kansas City.
 q Stops to discharge paying passengers for Colo., or beyond, and to Tex., Ariz., or Calif.
 r Stops to discharge paying passengers from west of Albuquerque, occupying space in the through tourist sleeper.
 s Stops to receive and discharge paying passengers Sunday only.
 t Stops to discharge paying passengers from points south of La Junta.
 u Stops for passengers for Hutchinson and points east where train stops.
 w Stops to discharge paying passengers from west of Mulvane.
 x Stops on flag to receive passengers for San Francisco.
 y Stops on flag for paying passengers for points where train is scheduled to stop.
 z Stops to discharge paying passengers from west of Dodge City for Southern Kansas Division or Leavenworth District.
 aa Stops to discharge paying passengers from east of Newton.
 ab Stops on flag for passengers destined to Kansas City or beyond.
 ac Stops to discharge paying passengers from south of Newton.
 ad Stops to discharge paying passengers from west of Newton.
 ae Stops to discharge paying passengers from east of Kansas City.
 af Stops to receive passengers for points between Barstow and San Francisco.
 ag Stops to discharge passengers from east or north of Barstow.
 ah Stops on flag for passengers for points east or north of Barstow.
 ai Stops on flag for passengers for points east of Albuquerque.
 aj Stops at any Station to discharge passengers.
 ak Stops to discharge passengers from east of Fullerton.
 al Stops to discharge passengers from points east of San Bernardino, south of Highgrove or from points on Redlands District.
 mm Stops to discharge passengers from Santa Ana or east.
 nn Stops on flag for passengers for points west of Oceanside.
 oo Stops to discharge passengers from points west of Oceanside.
 pp Stops to receive passengers for points Cadiz to Parker and east.
 qq Stops to discharge passengers from points east of Bakersfield.
 rr Stops to discharge passengers holding tickets of other lines issue.
 ss Stops to discharge passengers from south of Cleburne.
 tt Stops to discharge passengers holding Fullman space from Cleburne or north.
 uu Stops to receive pass'r holding tickets to stations beyond G. C. & S. F. junctions.
 vv Stops on flag for paying passengers for Kansas City or Temple.
 ww Stops to discharge passengers from north of Bragg.
 xx Stops on flag for paying passengers for points Newkirk to Shawnee.
 yy Stops on flag for paying passengers for points west of La Junta.
 zz Stops on flag for paying passengers for Kansas City and for points between Lexington Jct. and St. Joseph.
 A Stops on flag for paying passengers for points east of Dodge City.
 B Stops to receive passengers for points east of Santa Ana.
 C Stops to discharge paying passengers from Kansas City.
 D Stops to discharge paying passengers from Ponca City and points south.
 E Stops to discharge paying passengers from points west of La Junta.
 F Stops to discharge paying passengers only.
 G Stops to discharge passengers from points west of Fresno.
 H Stops on flag for paying passengers for Ponca City and points south.
 I Stops to discharge paying passengers from east of Albuquerque.
 J Stops on flag for passengers for points Fullerton to San Bernardino.
 K Stops to discharge paying passengers from Chicago or Joliet.
 L Stops to discharge paying passengers.
 M Stops to discharge paying passengers from points west of Dodge City when the train fails to connect with No. 538 at Dodge City.
 N Stops to discharge paying passengers arriving Hutchinson Saturdays on No. 508 who leave Hutchinson same day on this train.
 O Stops to discharge passengers from Fresno or points west thereof.
 P Stops to discharge paying passengers from Chicago, and on flag to receive passengers for points in Missouri where this train stops regularly.
 R Stops on flag for paying passengers for Topeka and west where No. 17 stops.
 S Stops on flag to receive passengers coming from west of Wickenburg.
 T Stops on flag to receive paying passengers for points south of Canyon.
 U Stops to discharge passengers from points south and west of Barstow.
 V Stops Sundays to discharge passengers from Chgo. or east, using this train from Chgo.
 W Stops to discharge paying pass'rs from points Guthrie and west routed via End.
 X Stops on flag for paying pass'rs for Guthrie and west when routed via End.
 Y Stops to discharge passengers from points between San Francisco and Barstow.
 Z Stops on flag for paying passengers for points Barstow to San Francisco and east of Albuquerque, upon special authority.
 AA Stops to discharge passengers from Brenham or Caldwell.
 BB Stops to discharge paying passengers from west of Clovis.
 CC Stops to receive passengers for Brenham or Caldwell.
 DD Stops to discharge paying passengers from points Shawnee to Newkirk.
 EE Light-faced figures indicate time from midnight to noon. Black-faced figures indicate time from noon to midnight.

(Continued Top of Page 12)

California Tourist Sleeper Service.

The westbound schedule of Tourist Sleepers from St. Louis up to July 1, 1912, is as follows:

VIA BURLINGTON ROUTE

May 23, 27, 31; June 4, 8, 12, 16, 20, 24, 28.
 VIA C. & A. RY.
 May 21, 25, 29; June 2, 6, 10, 14, 18, 22, 26, 30.
 VIA MO. PAC. RY.
 May 22, 26, 30; June 3, 7, 11, 15, 19, 23, 27.
 VIA WABASH R. R.
 May 24, 28; June 1, 5, 9, 13, 17, 21, 25, 29.

St. Paul, Minneapolis and California

South and West CHICAGO GREAT WESTERN and SANTA FE. East and North

	PM			AM			
10:55	Tue.	Lv. Minneapolis	Ar	8:10	Sun.		
11:30		" St. Paul		7:30			
7:25	Wed.	" Des Moines		10:00	Sat.		
12:30		" St. Joseph		4:35			
7:20		" Kansas City		5:30	Sat.		
11:25		" Topeka					
11:55	Thu.	" La Junta		9:50	Fri		
7:10		Ar. Los Angeles	Lv	9:00	Wed.		
5:30	Sat.	Ar San Francisco	Lv	8:00	Tue.		

St. Louis, Memphis and California

Westbound FRISCO LINES and SANTA FE Eastbound

Su	Mo	Tu	We	Th	Fr	Sa	11:25	Lv. St. Louis	Ar	6:30	Th	Fr	Sa	Su	Mo	Tu	We
								Lv. Memphis	Ar								
								Lv. Waynoka	Ar	5:00	We	Th	Fr	Sa	Su	Mo	Tu
								Lv. Albuquerque	Ar	6:55	Tu	We	Th	Fr	Sa	Su	Mo
								Lv. Los Angeles	Lv	9:00	Mo	Tu	We	Th	Fr	Sa	Su
								Ar San Francisco	Lv	8:00	Su	Mo	Tu	We	Th	Fr	Sa

Synopsis of Personally Conducted Service

WESTBOUND TO CALIFORNIA

STATIONS	No. 1	Days	No. 9-7	Days
Lv Chicago, Dearborn Sta.	10:00 PM	Tu. Th. Sat.	9:30 AM	Tu. Th. Sat.
Ar Kansas City	11:00 AM	We. Fr. Su.	9:15 PM	Tu. Th. Sat.
Lv St. Louis	9:10 PM	Tu. Th. Sat.	9:00 AM	Tu. Th. Sat.
Lv St. Paul-Minn.				
Lv Kansas City	11:30 AM	We. Fr. Su.	9:35 PM	Tu. Th. Sat.
Lv Newton	5:45 PM	We. Fr. Su.	3:05 AM	We. Fr. Su.
Lv Denver	7:45 PM	We. Fr. Su.	3:55 AM	We. Fr. Su.
Lv La Junta	5:15 AM	Th. Sat. Mo.	11:55 AM	We. Fr. Su.
" Las Vegas	1:45 PM	" " " "	7:00 PM	" " " "
Lv Albuquerque	8:10 PM	" " " "	12:45 AM	Th. Sat. Mo.
Ar Williams	11:10 AM	Fri. Su. Tu.	12:20 PM	" " " "
" Los Angeles	8:30 AM	Sat. Mon. We.	7:10 AM	Fr. Su. Tu.
Ar San Francisco			5:30 PM	" " " "

EASTBOUND FROM CALIFORNIA

STATIONS	No. 2	Days	No. 10-6	Days
Lv San Francisco, Cal.	8:00 PM	Mo. Th. Sat.	9:00 AM	Mo. Th. Sat.
Lv Los Angeles, Cal.	9:00 AM	Tu. Fr. Su.	8:00 PM	Tu. Fr. Su.
Lv Williams, Ariz.	4:35 AM	We. Sat. Mo.	6:50 PM	Tu. Fr. Su.
Lv Albuquerque, N. M.	4:20 PM	" " " "	3:35 AM	We. Sat. Mo.
Lv La Vegas, N. M.	9:15 PM	" " " "	2:10 PM	" " " "
Ar La Junta, Colo.	4:00 AM	Th. Su. Tu.	10:10 PM	" " " "
Ar Denver, Colo.	2:50 PM	Th. Su. Tu.	10:00 AM	Th. Su. Tu.
Ar Newton, Kan.	2:45 PM	Th. Su. Tu.	11:25 PM	Th. Su. Tu.
Ar Kansas City, Mo.	8:45 PM	" " " "	6:55 PM	Fr. Mo. We.
Ar Chicago, Dearborn Station	10:00 AM	Fr. Mo. We.	9:15 AM	Fr. Mo. We.
Lv Kansas City, Mo.	11:50 PM	Th. Su. Tu.	9:00 PM	Th. Su. Tu.
Ar St. Louis, Union Station	7:45 AM	Fri. Mo. We.	6:59 AM	Fr. Mo. We.
Lv Kansas City, Mo.				
Ar St. Paul-Minneapolis, Minn.				

o Personally conducted west of Kansas City.
 * This sleeper leaves San Francisco at 9:30 p. m. and is picked up by No. 2 at Bakersfield.

Pullman Sleeping Car Fares.

(As quoted by the Pullman Co., May 20, 1912, and subject to change without notice.) BETWEEN	STANDARD CAR				TOURIST CAR	
	Lower Berth	Upper Berth	Com-part ment	Draw'g Room	Lower Berth	Upper Berth
Albuquerque and Deming or El Paso	\$ 2.00	\$ 1.60		\$ 7.00		
Albuquerque and Grand Canyon	4.00	3.20		14.00		
Albuquerque and Los Angeles	6.00	4.80	\$17.00	21.00	\$ 3.00	\$ 2.40
Albuquerque and Phoenix	4.00	3.20		14.00		
Albuquerque and San Francisco	6.50	5.20	18.50	23.00	3.25	2.80
Albuquerque and Williams	3.00	2.40		11.00	1.50	1.20
Ardmore and Denver	5.00	4.00		18.00		

(Continued top page 16)

Pullman Sleeping Car Fares. (Concluded)

Between	STANDARD CAR				TOURIST CAR	
	Lower Berth	Upper Berth	Com-part ment	Draw'g Room	Lower Berth	Upper Berth
ASH FORK and Phoenix	\$ 2.00	\$ 1.60		\$ 7.00		
Bakersfield and San Francisco	2.00	1.60	\$ 6.00	7.00	\$ 1.00	\$ 1.00
Chicago and Albuquerque	6.80	5.60	23.00	30.00	4.25	3.40
Chicago and Austin or Galveston	7.00	5.60		25.00		
Chicago and Carlsbad	8.50	6.80				
Chicago and El Paso	8.50	6.80		30.00		
Chicago and Ft. Worth or Cleburne	6.00	4.80		21.00		
Chicago and Grand Canyon	12.25	9.80		43.00		
Chicago and Guthrie or Oklahoma City	4.50	3.60		16.00		
Chicago and Houston	6.75	5.40		24.00		
Chicago and Kansas City	2.50	2.00	6.00	9.00	1.25	1.00
Chicago and La Junta, Pueblo, Colorado Springs or Denver	6.00	4.80		21.00	3.00	2.40
Chicago and Lamy	8.00	6.40	22.50	28.00	4.00	3.20
Chicago and Las Vegas	7.50	6.00	21.00	27.00	3.75	3.00
Chicago and Los Angeles (via Grand Canyon)	15.50	12.40		65.00		
Chicago and Los Ang., San Diego, or San Fran.	13.00	10.40	36.50	46.00	7.00	5.60
Chicago and Mexico City	4.00	3.20		14.00		
Chicago and Newton	4.00	3.20	11.50	14.00	2.00	1.60
Chicago and Phoenix	11.50	9.20		41.00		
Chicago and Prescott	11.25	9.00		40.00		
Chicago and Roswell	8.00	6.40				
Chicago and San Antonio	7.50	6.00		27.00		
Chicago and Topeka	3.00	2.40	8.50	11.00	1.50	1.20
Chicago and Wichita	4.50	3.60		16.00		
Chicago and Williams or Ash Fork	11.25	9.00	30.50	40.00	5.75	4.60
Chicago and Winslow	10.25	8.20	28.00	36.00	5.25	4.20
Denver and Albuquerque	4.00	3.20		14.00	2.00	1.60
Denver, Colorado Springs, or Pueblo and Ogden	4.00	3.20		14.00		
Denver and El Paso or Deming	5.50	4.40		20.00		
Denver and Grand Canyon	7.50	6.00		27.00		
Denver and Las Vegas	3.00	2.40		11.00	1.50	1.20
Denver to Los Ang., San Diego and San Fran.	9.00	7.20	25.50	32.00	4.50	3.60
Denver and Trinidad	6.50	5.20	18.50	23.00	3.25	2.60
Denver and Williams	5.61	4.50		19.00		
El Paso and City of Mexico	5.00	4.00		18.00		
Ft. Worth or Dallas and Denver	10.00	8.00		35.00		
Ft. Worth and Los Angeles	1.50	1.25	5.00	6.00	1.00	1.00
Fresno and San Francisco	8.50	6.80		30.00		
Galveston or Houston and Denver	10.00	8.00		35.00		
Galveston or Houston and Los Angeles	10.00	8.00		35.00		
Galv. or San Antonio, Ft. Worth or Dallas	2.00	1.60		7.00		
Grand Canyon and Los Angeles	4.00	3.20		14.00		
Kansas City and Albuquerque	6.00	4.80	17.00	21.00	3.00	2.40
Kansas City and Austin	4.75	3.80		17.00		
Kansas City and Carlsbad	6.50	5.20		23.00		
Kansas City and Deming	6.50	5.20		23.00		
Kansas City and Dodge City	2.50	2.00		9.00	1.25	1.00
Kansas City and El Paso	6.00	4.80		21.00		
Kansas City and Flagstaff	8.25	6.60	23.50	29.00	4.25	3.40
Kansas City and Ft. Madison or Galesburg	9.25	7.40	5.00	21.00	1.00	1.00
Kansas City and Ft. Worth or Cleburne	3.50	2.80		15.00		
Kansas City and Grand Canyon	9.75	7.80		35.00		
Kansas City and Guthrie or Oklahoma City	2.25	1.80		8.00		
Kansas City and Houston or Galveston	5.00	4.00		18.00		
Kansas City and Independence	1.50	1.25		6.00		
Kansas City and Las Vegas	5.00	4.00		18.00	2.50	2.00
Kansas City and Los Ang. (via Grand Canyon)	13.00	10.40		46.00		
Kansas City and Los Ang., S. Diego, or San Fran.	11.00	8.80	31.00	39.00	5.75	4.60
Kansas City and Phoenix	9.00	7.20		32.00		
Kansas City and Prescott	8.75	7.00		31.00		
Kan. City and Pueblo, Col. Spgs., Deny., La Junta	3.50	2.80		13.00	1.75	1.40
Kansas City and Roswell	6.00	4.80		21.00		
Kansas City and San Antonio	5.00	4.00		18.00		
Kansas City and Williams or Ash Fork	8.75	7.00	24.50	31.00	4.50	3.60
Kansas City and Winfield or Wichita	3.00	2.40		7.00		
Las Vegas and El Paso or Deming	2.00	1.60		7.00		
Las Vegas and Los Angeles	6.50	5.20	18.50	23.00	3.25	2.60
Las Vegas and San Francisco	7.50	6.00	21.00	27.00	3.75	3.00
Los Angeles and Ash Fork	3.25	2.60	9.50	12.00	1.75	1.40
Los Angeles and Bakersfield	1.50	1.25	5.00	6.00		
Los Angeles and Fresno	2.00	1.60	6.00	7.00		
Los Angeles and Stockton, Oakland and San Fran.	2.50	2.00	7.00	9.00		
Los Angeles and Williams	3.50	2.80	10.00	13.00	1.75	1.40
Los Angeles and Winslow	4.00	3.20	11.50	14.00	2.00	1.60
Newton and Amarillo	3.00	2.40		11.00	1.50	1.20
Newton or Burrtton and Los Angeles	10.00	8.00	28.00	35.00	5.00	4.00
Newton or Burrtton and Pueblo, Col. Springs, or Denver	3.00	2.40		11.00		
Newton or Burrtton and San Francisco	10.00	8.00	28.00	35.00	5.00	4.00
Newton and Roswell	4.50	3.60		16.00	2.25	1.80
Phoenix or Prescott and Los Angeles (via Ash Fork)	3.25	2.60		12.00		
Phoenix and San Francisco (via Ash Fork)	5.50	4.40		20.00		
St. Louis and Kansas City	2.00	1.60		7.00		
St. Louis and Los Ang., San Diego, or San Fran.	12.50	10.00		44.00	6.50	5.20
St. Louis and Pueblo, Colo. Springs, and Denver	5.50	4.40		20.00		
San Antonio and City of Mexico	6.61	5.30		24.00		
San Diego and Bakersfield	2.00	1.60		7.00		
San Diego and Fresno	2.50	2.00		9.00		
San Diego and Stockton, Oakland and San Fran.	3.00	2.40		11.00		
Trinidad and Los Angeles	7.50	6.00	21.00	27.00	3.75	3.00
Trinidad and San Francisco	8.50	6.80	24.00	30.00	4.25	3.40
Wellington and Amarillo	2.00	1.60		7.00	1.00	1.00
Wellington and Roswell	4.00	3.20		14.00	2.00	1.60
Wichita and Amarillo	2.50	2.00		9.00	1.25	1.00
Wichita and Roswell	4.50	3.60		16.00	2.25	1.80

Drawing Room has one full section and a single lower berth, with toilet annex.
 Compartment has one full section and toilet conveniences.
 * Seat in Cafe-Observation Car, \$2.00. † To La Junta only.
 Holders of through Pullman tickets can obtain stop-overs at Adamana and Holbrook for Petrified Forest; and at Williams and Flagstaff for Grand Canyon.
 Reservations may be secured through G. T. Gunnip, 64 W. Adams St., Chicago; Geo. C. Chambers, 209 E. 7th St., St. Louis; G. W. Hagenbuch, 905 Main St., Kan. City; J. B. Duffy, 673 Market St., San Francisco; E. W. McGee, 834 Spring St., Los Angeles; Max Naumann, 224 Tremont St., Galveston, or any of the other agents named in this folder.

STEAMSHIP CONNECTIONS

PACIFIC MAIL S. S. CO.

SAN FRANCISCO OVERLAND ROUTE

To Hawaii, Japan, China, and the Philippines

(Santa Fe Lines to San Francisco)

Steamers leave San Francisco on the schedule given below:
 CHINA May 31, Aug. 17, Nov. 2. PERSIA July 20, Oct. 5, Dec. 21.
 MANCHURIA June 6, Aug. 23, Nov. 9. KOREA July 26, Oct. 12, Dec. 27.
 NILE June 22, Sept. 7, Nov. 23. SIBERIA Aug. 10, Oct. 26.
 MONGOLIA June 28, Sept. 14, Nov. 30.

Steamer connection at Nagasaki for Korea, Siberia, and Northern Chinese ports; at Shanghai for Northern Chinese ports, and at Hong Kong for Southern Chinese ports, Formosa, Manila, Straits Settlements, Australia, and British India.
 SAN FRANCISCO, Cal., 673 Market St. H. K. GREGORY, Ass't Gen'l Pass'r Agent
 Or any Santa Fe agent named in this folder.

TOYO KISEN KAISHA

(Oriental Steamship Co.)

To Honolulu, Japan and China
 (Santa Fe Lines to San Francisco)

Steamers leave San Francisco on the following schedule:
 CHIYO MARU June 15, Aug. 31, Nov. 15. TENYO MARU July 12, Sept. 27, Dec. 15.
 NIPPON MARU July 6, Sept. 21, Dec. 7. SHINYO MARU Aug. 3, Oct. 19.
 For detailed information address:
 A. E. RENNIE, G. P. A. - 625 Market St., San Francisco, Cal.
 Or any Santa Fe agent named in this folder.

PACIFIC COAST STEAMSHIP CO.

(Santa Fe Lines to San Francisco)

Steamers leave Piers 9 and 11, San Francisco, as follows:

Steamers	To Seattle	To Los Angeles Via Redondo Beach
PRESIDENT	May 25, June 8.	June 3, 17; July 1.
CITY OF PUEBLA	May 28; June 11.	
GOVERNOR	June 1, 15, 29.	May 27; June 10, 24.
QUEEN	June 4, 18.	
STATE OF CALIFORNIA	July 2.	May 23, 30; June 6, 13, 20, 27.
UMATILLA	July 16.	
SPOKANE		

(Santa Fe Lines to Los Angeles.)

Steamers leave Los Angeles (via San Pedro) as follows:

Steamers	To San Francisco, Seattle, Tacoma, Victoria
STATE OF CALIFORNIA	June 2, 9, 16.
QUEEN	July 7.
GOVERNOR	May 30; June 13, 27.
PRESIDENT	June 6, 20.

For detailed information address:

C. D. DUNANN, P. T. M. - 112 Market St., San Francisco, Cal.

MATSON NAVIGATION CO.

Fortnightly Steamer Service between

SAN FRANCISCO AND HONOLULU

(Santa Fe Lines to San Francisco)

Steamers leave San Francisco on the following schedule:
 S. S. LURLINE May 29, June 26, July 24, Aug. 21, Sept. 18.
 S. S. WILHELMINA June 5, July 3, 31, Aug. 28, Sept. 25.
 S. S. HONOLULAN June 12, July 10, Aug. 7, Sept. 24.

Write for literature descriptive of the trip.

MATSON NAVIGATION CO., 268 Market St., San Francisco, Cal.

OCEANIC STEAMSHIP COMPANY

SYDNEY SHORT LINE; 19 days San Francisco to Australia;
 quickest and most attractive route between San Francisco, Hawaii, Samoa, and Australia.

Steamers sail for Honolulu every two weeks; to Honolulu, Samoa and Sydney, Australia every 28 days.

Round-trip to Honolulu from San Francisco, \$110, first-class. Round-trip to Samoa, \$340, first-class. Round-trip to Sydney, \$500, first-class. Round-the-World, San Francisco, Honolulu, Samoa, Sydney, Melbourne, Adelaide, Fremantle, Colombo, Suez, Naples, Marseilles, New York, first-class; \$375, second-class. The "World" Trip can be made in 80 days, comfortably, and with stop-overs.

Sailings for Honolulu, June 1, June 22, July 2, July 16, July 30, and every 14 days.
 SAN FRANCISCO, Cal., 673 Market St. L. F. COCKROFT, G. P. A.

UNITED STEAMSHIP COMPANY

From Galveston to Havana and other Cuban ports

(Santa Fe Lines to Galveston)

Rate to Havana One Way First Class \$25.00. Round Trip \$45.00

For detailed information address:

H. MOSLE & CO., Agents Galveston, Texas

NORTH GERMAN LLOYD S. S. CO.

From Galveston to Bremen and other European ports

(Santa Fe Lines to Galveston)

Steamers leave Galveston on the schedule given below:

BRESLAU May 30.
 HANNOVER June 29, Aug. 24, Oct. 19, Dec. 14.
 CHEMNITZ July 27, Sept. 21, Nov. 16.
 WITTEKIND Oct. 5.

Rates one way: Second Cabin \$30.00; Steerage \$35.00

For detailed information address:

ALFRED HOLT, G. A. - Galveston, Tex.

MALLORY STEAMSHIP COMPANY

Ideal Gulf and Ocean Route

Galveston to Key West and New York

SEMI-WEEKLY SERVICE

Steamers leave Galveston every Wednesday and Saturday.

(Santa Fe Lines to Galveston)

Superb Cabin Service—Excellent Steerage Accommodations

Ask Santa Fe ticket agent for copy of Mallory Line folder, or write

A. W. PYE, Pass. Traffic Mgr. F. T. RENNIE, General Agent.

Pier 36 N. R., New York City Galveston, Texas

STEAMSHIP CONNECTIONS—Continued

UNION STEAMSHIP CO.

OF NEW ZEALAND, LTD.

To Wellington, N. Z.; (via Papeete, Tahiti); Sydney, Australia and Karotonga, Cook Islands.

Connections to the Islands of the Pacific, Tonga, Samoa, Fiji, Java, Manila, China and Japan and Honolulu.

(Santa Fe Lines to San Francisco)

Steamers leave San Francisco on the following dates:

May 29, June 26, July 24, Aug. 21.

For particulars and detailed information address:

HIND, ROLPH & CO., General Agts. 679 Market St., San Francisco, Cal.
 Or any Santa Fe Agent named in this folder.

COMPANIA NAVIERA DEL PACIFICO, S. A.

(Santa Fe Lines to San Diego)

Steamers leave San Diego for Ensenada (Mondays and Thursdays) and Mexican West Ports to Mazatlan, Mex., June 12.

GEO. W. BEERMAKER, Gen'l Agt., 1422 F St., San Diego, Cal.
 Or any Santa Fe Agent named in this folder.

THE PETRIFIED FOREST

The Petrified Forest of Arizona comprises five separate deposits, all quickly and comfortably reached over good roads from Adamana station on the Santa Fe. Some of the deposits are also reached from Holbrook. The round trip may be made in a day.

The distances are as follows: From Adamana to First Forest, 6 miles; to Second Forest, 8½ miles; to Third Forest, 13 miles; to Blue Forest, 7 miles; to North Sigillaria Forest, 9 miles. From Holbrook to Third Forest, 18 miles; to Second Forest, 28 miles; to First Forest, 26 miles.

At Adamana visitors may secure comfortable accommodations at the Forest Hotel, managed by Mr. E. H. Underhill. At Holbrook there are several hotels.

Transportation facilities between Adamana and the Forest consist of spring wagon outfits and saddle ponies. Advance notice should be given of large parties.

The Petrified Forest is well worth visiting. In addition to the big petrified tree, one hundred feet long, which forms a natural bridge across a chasm between two mesas, there are hundreds of smaller sections of petrified tree trunks in variegated colors, which either lie exposed on the sandy plain or are half buried in adjacent hillsides.

On both railroad and Pullman tickets, stop-overs are granted when passengers desire to visit the Petrified Forest. Ask for pamphlet.

SANTA FE, N. M., AND ROUNDABOUT

Santa Fé, the picturesque capital of the new state of New Mexico, is an old-world city in modern America. The place that gave the Santa Fe Railway its trademark name should be of interest to travelers on that line. Besides the historic attractions—such as Spanish-Mexican churches, an old-time plaza, adobe buildings dating back to 1606, and pueblo ruins a thousand years or so older—Santa Fé also is the center of a Land of the Sky, where, especially in summer, a vacation outing may be delightfully spent. Along the trout waters of the upper Pecos, in the mountains between Santa Fé and Las Vegas, there are several ranch resorts. Or one may visit Pajarito Park with its prehistoric ruins, and the various Indian pueblos nearby.

Ask any Santa Fe agent for copy of "Old-New Santa Fé" descriptive folder.

YOSEMITE VALLEY

This region of wonderful forests, stupendous waterfalls and towering cliffs is now reached by rail all the way to the edge of the valley every day in the year.

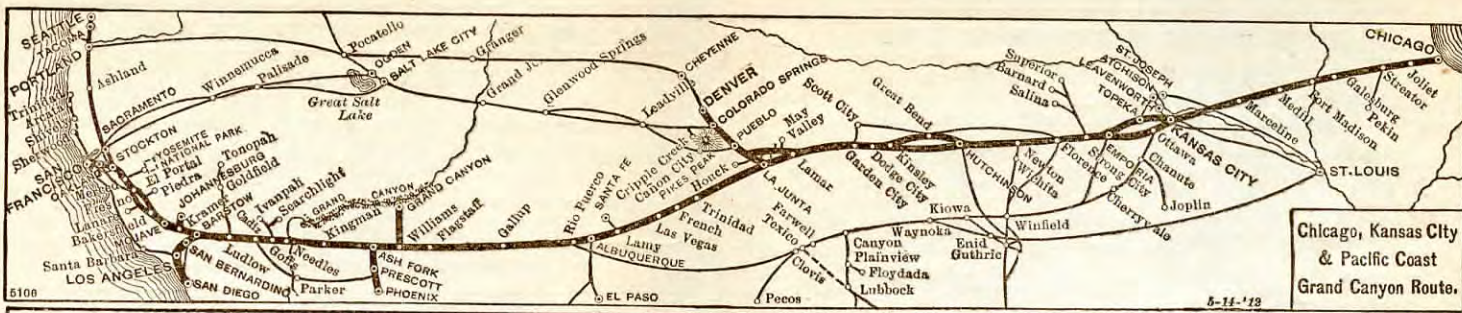
Through Santa Fe trains connect at Merced, Cal., with local trains of the Yosemite Valley R. R., thence eighty miles to El Portal, where passengers are comfortably housed at Del Portal Hotel, a 135-room edifice costing \$100,000. Early in the morning a four-horse stage starts for a delightful twelve-mile ride through Yosemite National Park to the Sentinel Hotel in the center of the valley near Yosemite Falls, passing also Bridal Veil Falls, Cascade Falls, El Capitan, Cathedral Spires, Sentinel Rock, and The Three Brothers. Leave Merced 3:15 a. m. and 2:40 p. m., arrive El Portal 7:00 a. m. and 6:20 p. m., same day. Returning, leave El Portal 7:25 a. m. and 8:30 p. m.; arrive Merced 11:00 a. m. and 12:15 a. m.

Round-trip excursion fares to Yosemite Valley (rail and stage) From San Francisco, \$22.35; from Merced, \$18.50. A small extra charge for seats in observation car. Free baggage allowance, 150 lbs. on railroads and 50 lbs. on stage. Stop-overs granted at Merced on all classes of tickets for persons wishing to take the Yosemite side trip.

Telegrams for transmission over the wires of the

WESTERN UNION TELEGRAPH COMPANY

are accepted at public telegraph stations of this road.
 Night letters of 50 words or less handled at the regular rate for a 10-word Day Message



Chicago, Kansas City and California.

(Grand Canyon Line.)

WEST.

(Grand Canyon Line.)

WEST.

Mile	STATIONS	By Days							
		California Limited	Sun.	Mon.	Tues.	Wed.	Thur.	Fri.	Sat.
0	Lv Chicago..... Santa Fe	8:05 PM							
458	Ar Kansas City..... Burlington	8:50 AM	Sun.	Mon.	Tues.	Wed.	Thur.	Fri.	Sat.
	Lv St. Louis..... C. & A.	11:30 PM							
	Ar St. Louis..... Mo. Pacific	11:30 PM							
	Lv St. Louis..... Wabash	11:31 PM							
458	Lv Kansas City..... Santa Fe	9:10 AM	Mon.	Tues.	Wed.	Thur.	Fri.	Sat.	Sun.
525	Ar Topeka.....	10:50 AM							
587	Ar Emporia.....	12:35 PM							
660	Ar Newton.....	9:25 PM							
827	Ar Dodge City.....	9:25 PM							
1029	Ar La Junta.....	10:35 PM							
1245	Ar Las Vegas.....	6:15 AM	Tues.	Wed.	Thur.	Fri.	Sat.	Sun.	Mon.
1310	Ar Lamy.....	9:05 AM							
1328	Ar Santa Fe..... Santa Fe	12:10 PM	Tues.	Wed.	Thur.	Fri.	Sat.	Sun.	Mon.
1377	Lv Albuquerque..... Santa Fe	11:25 AM	Tues.	Wed.	Thur.	Fri.	Sat.	Sun.	Mon.
1664	Ar Winslow.....	7:00 AM							
1756	Ar Williams.....	10:30 PM							
1819	Ar Grand Canyon..... G. C. Ry.	8:10 AM	Wed.	Thur.	Fri.	Sat.	Sun.	Mon.	Tues.
	Lv Grand Canyon.....	7:50 PM	Tues.	Wed.	Thur.	Fri.	Sat.	Sun.	Mon.
1779	Ar Ash Fork..... Santa Fe	11:35 PM	Tues.	Wed.	Thur.	Fri.	Sat.	Sun.	Mon.
1836	Ar Prescott..... S.F.P.&P.	3:05 AM	Wed.	Thur.	Fri.	Sat.	Sun.	Mon.	Tues.
1973	Ar Phoenix.....	8:50 AM							
1955	Ar Needles..... Santa Fe	3:50 AM	Wed.	Thur.	Fri.	Sat.	Sun.	Mon.	Tues.
2124	Ar Barstow.....	9:15 AM							
2205	Ar San Bernardino..... Santa Fe	12:10 PM	Wed.	Thur.	Fri.	Sat.	Sun.	Mon.	Tues.
2215	Ar Riverside.....	2:15 PM							
2256	Ar Pasadena.....	2:00 PM							
2265	Ar Los Angeles.....	2:30 PM							
2361	Ar San Diego.....	6:30 PM							
2369	Ar Santa Barbara..... So. Pacific	8:50 PM	Wed.	Thur.	Fri.	Sat.	Sun.	Mon.	Tues.
2124	Lv Barstow..... Santa Fe	9:30 AM	Wed.	Thur.	Fri.	Sat.	Sun.	Mon.	Tues.
2195	Lv Mojave.....	11:00 AM							
2265	Ar Bakersfield.....	1:50 PM							
2375	Ar Fresno.....	4:30 PM							
2488	Ar Stockton.....	7:40 PM							
2577	Ar Oakland.....	10:10 PM							
2576	Ar San Francisco.....	10:30 PM							

Mile	STATIONS	By Days							9 Cal. Fast Mail			
		1-7 Dly	1 Dly	Su	Tu	We	Th	Fr	Sa	Su	Ex. Dly Ser	
0	Lv Chicago..... Santa Fe	10:00 PM	10:00 PM								9:30AM	Sunday
458	Ar Kansas City.....	11:00AM	11:00AM								9:15PM	
	Lv St. Louis..... Burlington	11:30PM	11:30PM								9:06AM	Sunday
	Ar St. Louis..... C. & A.	11:30PM	11:30PM								9:06AM	
	Ar St. Louis..... Mo. Pac.	10:10PM	10:10PM								9:00AM	
	Ar St. Louis..... Wabash	11:31PM	11:31PM								9:04AM	
	Lv St. Louis..... Frisco	11:25PM										
458	Lv Kansas City..... Santa Fe	2:35 PM	11:30AM								9:35PM	Sunday
525	Ar Topeka.....	1:45PM									11:25PM	
660	Ar Newton.....	8:30PM	5:45PM								3:05AM	Monday
1029	Ar La Junta.....	8:30AM	5:15AM								11:55AM	
1245	Ar Las Vegas.....	4:50PM	1:45PM								7:00PM	
1310	Ar Lamy.....	7:40PM	4:40PM								9:50PM	
1328	Ar Santa Fe..... Santa Fe	8:35PM	6:00PM								11:30PM	Monday
1377	Lv Albuquerque..... Santa Fe	11:05PM	8:10PM								12:45AM	Tuesday
1756	Ar Williams.....	11:30AM	11:10AM								12:20PM	
1819	Ar Grand Canyon..... G.C. Ry.	4:00PM	4:00PM								4:00PM	Tuesday
	Lv Grand Canyon.....	8:10AM	8:10AM								8:10AM	
1779	Ar Ash Fork..... Santa Fe	12:35PM	12:15PM								1:25PM	Tuesday
1836	Ar Prescott..... S.F.P.&P.	4:50PM	4:50PM								4:50PM	Tuesday
1973	Ar Phoenix.....	10:50PM	10:50PM								10:50PM	
1955	Ar Needles..... Santa Fe	6:20PM	6:00PM								6:30PM	Tuesday
2124	Ar Barstow.....	12:15AM	2:05AM								12:35AM	Wednesday
2205	Ar San Bernardino..... Santa Fe	4:30AM	5:35AM								4:30AM	Wednesday
2215	Ar Riverside.....	6:55AM	6:55AM								6:55AM	
2256	Ar Pasadena.....	6:40AM	7:55AM								6:40AM	
2265	Ar Los Angeles.....	7:10AM	8:30AM								7:10AM	
2361	Ar San Diego.....	1:10PM	1:10PM								1:10PM	
2369	Ar Santa Barbara..... So. Pac.	11:10AM	6:35PM								11:10AM	Wednesday
2124	Lv Barstow..... Santa Fe	2:25AM	2:25AM								2:25AM	Wednesday
2265	Ar Bakersfield.....	7:30AM	7:30AM								7:30AM	
2375	Ar Fresno.....	10:40AM	10:40AM								10:40AM	
2433	Ar Merced.....	12:10PM	12:10PM								12:10PM	
2511	Ar El Portal..... Y.V.R.R.	6:20PM	6:20PM								6:20PM	Wednesday
2498	Ar Stockton..... Santa Fe	2:15PM	2:15PM								2:15PM	Wednesday
2577	Ar Oakland.....	5:00PM	5:00PM								5:00PM	
2576	Ar San Francisco.....	5:30PM	5:30PM								5:30PM	

* Via Waynoka and Albuquerque.

EAST.

EAST.

Mile	STATIONS	By Days							
		California Limited	Sun.	Mon.	Tues.	Wed.	Thur.	Fri.	Sat.
0	Lv San Francisco..... Santa Fe	9:30 PM							
78	Ar Oakland.....	9:10 PM							
143	Ar Merced.....	12:50 AM	Mon.	Tues.	Wed.	Thur.	Fri.	Sat.	Sun.
221	Ar El Portal..... Yoa. Valley	7:00 AM							
201	Lv Fresno..... Santa Fe	4:15 AM	Mon.	Tues.	Wed.	Thur.	Fri.	Sat.	Sun.
311	Ar Bakersfield.....	8:35 AM							
351	Ar Mojave.....	11:55 AM							
452	Ar Barstow.....	1:40 PM							
	Lv Santa Barbara..... So. Pacific	6:20 AM	Mon.	Tues.	Wed.	Thur.	Fri.	Sat.	Sun.
	Lv San Diego..... Santa Fe	02:45 AM	Mon.	Tues.	Wed.	Thur.	Fri.	Sat.	Sun.
0	Ar Los Angeles.....	10:05 AM							
9	Ar Pasadena.....	10:25 AM							
	Ar Riverside.....	10:37 AM							
60	Ar San Bernardino.....	12:05 PM							
141	Ar Barstow.....	2:55 PM							
310	Ar Needles.....	8:00 PM							
	Lv Phoenix..... S.F.P.&P.	6:50 PM	Mon.	Tues.	Wed.	Thur.	Fri.	Sat.	Sun.
	Lv Prescott.....	12:43 AM	Mon.	Tues.	Wed.	Thur.	Fri.	Sat.	Sun.
486	Lv Ash Fork..... Santa Fe	4:05 AM	Tues.	Wed.	Thur.	Fri.	Sat.	Sun.	Mon.
509	Ar Williams.....	5:20 AM							
573	Ar Grand Canyon..... G.C. Ry.	8:10 AM	Tues.	Wed.	Thur.	Fri.	Sat.	Sun.	Mon.
	Lv Grand Canyon.....	7:50 PM	Mon.	Tues.	Wed.	Thur.	Fri.	Sat.	Sun.
509	Lv Williams..... Santa Fe	5:30 AM	Tues.	Wed.	Thur.	Fri.	Sat.	Sun.	Mon.
601	Ar Winslow.....	8:30 AM							
888	Ar Albuquerque.....	6:05 PM							
	Lv Santa Fe..... Santa Fe	6:20 PM	Tues.	Wed.	Thur.	Fri.	Sat.	Sun.	Mon.
955	Lv Lamy..... Santa Fe	8:25 PM	Tues.	Wed.	Thur.	Fri.	Sat.	Sun.	Mon.
1020	Ar Las Vegas.....	11:05 PM							
1236	Ar La Junta.....	6:30 AM	Wed.	Thur.	Fri.	Sat.	Sun.	Mon.	Tues.
1495	Ar Newton.....	4:50 PM							
1740	Ar Topeka.....	8:15 PM							
1807	Ar Kansas City.....	10:20 PM							
2087	Ar St. Louis..... Burlington	8:02 AM	Thur.	Fri.	Sat.	Sun.	Mon.	Tues.	Wed.
2086	Ar St. Louis..... C. & A.	8:02 AM							
2090	Ar St. Louis..... Mo. Pac.	7:45 AM							
2083	Ar St. Louis..... Wabash	7:49 AM							
1807	Lv Kansas City..... Santa Fe	10:30 PM	Wed.	Thur.	Fri.	Sat.	Sun.	Mon.	Tues.
2265	Ar Chicago.....	11:00 AM	Thur.	Fri.	Sat.	Sun.	Mon.	Tues.	Wed.

Mile	STATIONS	By Days							10 Dly		Ex. Dly		8 Dly		Ex. Dly		
		Tourist Flyer	Su	Tu	We	Th	Fr	Sa	0v. Exp	Service	Mon.	Exp	Mon.	Service	Mon.	Service	
0	Lv San Francisco..... Santa Fe	8:00 PM									9:00AM	8:00PM					
78	Ar Oakland.....	7:55PM									9:20AM	7:55PM					
	Ar Stockton.....	11:55PM									12:15PM	11:35PM					
	Lv El Portal..... Y.V.R.R.										7:25AM						
149	Lv Merced..... Santa Fe	1:40AM									1:55PM	1:40AM					
201	Ar Fresno.....	3:15AM									4:05PM	3:15AM					
311	Ar Bakersfield.....	8:55AM									9:27PM	8:55AM					
	Lv Santa Barbara..... So. P.	04:45AM									2:15PM	04:45AM					
	Lv San Diego..... Santa Fe	02:45AM									3:00PM	02:45AM					
0	Ar Los Angeles.....	9:00AM									8:00PM	9:00AM					
9	Ar Pasadena.....	10:37AM									9:27PM	10:37AM					
	Ar Riverside.....	10:37AM									9:05PM	10:37AM					
60	Ar S. Bernardino.....	11:10AM															

Chicago, Kansas City and California (Continued) (Grand Canyon Line)

Westbound and Southbound Trains.

No. 3—Daily. (California Limited.) (Electric Lighted throughout.)

Pullman compartment drawing-room sleeper, Chicago to Los Angeles (via Grand Canyon); Chicago to San Diego.
 * This sleeper leaves Los Angeles 11.59 P.M., arrives San Diego 4.40 A.M., passengers may remain in sleeper until 7.00 A.M.
 Pullman compartment drawing-room sleeper, Chicago to San Francisco.
 Pullman compartment drawing-room sleeper, La Junta to Los Angeles (from Denver Mondays on No. 610).
 Pullman drawing-room sleepers, Bakersfield to San Francisco.
 Pullman drawing-room sleeper, Fresno to San Francisco.
 Pullman drawing-room sleeper, St. Louis to Kansas City; Denver to La Junta; Ash Fork to Phoenix (on connecting train).
 Pullman observation sleeper, Chicago to Los Angeles.
 Club car, Chicago to Los Angeles.
 Cafe-observation car, Barstow to San Francisco.
 Dining-car, Chicago to Los Angeles.

No. 9—Daily. (California Fast Mail.)

Pullman drawing-room sleeper, Chicago to Los Angeles.
 Pullman drawing-room sleeper, Albuquerque to Los Angeles (from St. Louis via Frisco Lines and Waynoka, on No. 7 to Barstow).
 Pullman drawing-room sleeper, Winslow to Ash Fork (for Phoenix via S. F. P. & P. train No. 4).
 Pullman drawing-room sleeper, Needles to San Francisco.
 Pullman drawing-room sleeper, Barstow to Los Angeles (from Merced on No. 10).
 Tourist sleeper, Chicago to San Diego—via Los Angeles.
 * Leaves Los Angeles 11.59 P.M., arrives San Diego 4.40 A.M. Passengers may remain in sleeper until 7.00 A.M.
 Tourist sleeper, Kansas City to San Francisco.
 Tourist sleeper, Albuquerque to Los Angeles (from St. Louis via Frisco Lines and Waynoka, on No. 7 to Barstow).
 Tourist sleeper, Topeka (Wednesdays) to Los Angeles (from Minneapolis and St. Paul Tuesdays, via C. G. W. Ry. and St. Joseph).
 Chair car, Chicago to Los Angeles; Barstow to San Francisco.
 Chair car, Williams to Grand Canyon; St. Louis to Kansas City (on connecting trains).
 Parlor car, Los Angeles to San Diego.
 Cafe-observation car, Chicago to Kansas City.
 Cafe-parlor car, Ash Fork to Phoenix (on connecting train).

No. 1—Daily. (Los Angeles Express.)

Pullman compartment-drawing-room sleeper, Chicago to Kansas City.
 Pullman drawing-room sleeper, Chicago to Los Angeles.
 Pullman drawing-room sleeper, La Junta to Trinidad (from Denver on No. 6).
 Pullman drawing-room sleeper, St. Louis to Kansas City; Denver to La Junta (on connecting trains).
 Tourist sleeper, Chicago to Los Angeles; Chicago to Kansas City (for San Francisco on No. 7).
 Tourist sleeper, La Junta to Los Angeles (from Denver on No. 6).
 Tourist sleeper, St. Louis to Los Angeles, alternating via Alton, Burlington, Mo. Pac. and Wabash east of Kansas City.
 Chair car, Chicago to Los Angeles.
 Chair car, St. Louis to Kansas City; Williams to Grand Canyon; Denver to La Junta (on connecting trains).
 Parlor car, Los Angeles to San Diego.
 Cafe-parlor car, Ash Fork to Phoenix (on connecting train).
 Dining car, Marceline to Kansas City.

No. 1-7—Daily. (San Francisco Express.) (No. 1 to Kansas City, No. 7 beyond.)

Pullman compartment-drawing-room, drawing-room and tourist sleepers, Chicago to Kansas City.
 Pullman drawing-room sleeper, Kansas City to Albuquerque (for El Paso on No. 899).
 Pullman drawing-room sleeper, Albuquerque to Los Angeles (from St. Louis via Frisco Lines and Waynoka, on No. 9 from Barstow).
 Pullman drawing-room sleeper, Needles to San Francisco (on No. 9 to Barstow).
 Pullman drawing-room sleeper, Barstow to Merced (from Los Angeles on No. 10).
 Pullman drawing-room sleeper, St. Louis to Kansas City; Denver to La Junta (on connecting trains).
 Tourist sleeper, Chicago to San Francisco.
 Tourist sleeper, Albuquerque to Los Angeles (from St. Louis via Frisco Lines and Waynoka, on No. 9 from Barstow).
 Tourist sleeper, Barstow to San Francisco.
 Chair car, Chicago to Kansas City; Kansas City to San Francisco.
 Chair car, Williams to Grand Canyon; St. Louis to Kansas City; Denver to La Junta (on connecting trains).
 Dining car, Marceline to Kansas City. Cafe-parlor car, Ash Fork to Phoenix.
 Same equipment Barstow to San Diego (via Los Angeles) as train No. 9 above.

Eastbound and Northbound Trains.

No. 4—Daily. (California Limited.) (Electric Lighted throughout.)

Pullman compartment drawing-room sleeper, San Francisco to Chicago.
 Pullman compartment drawing room sleeper, *San Diego to Chicago; Los Angeles to Chicago (via Grand Canyon).
 Pullman compartment drawing-room sleeper, Los Angeles (Thursdays) to La Junta (for Denver).
 *Leaves San Diego 2.45 a. m. Sleeper may be occupied at 9.00 p. m. the night before.
 Pullman drawing-room sleepers, San Francisco to Fresno.
 Pullman drawing-room sleeper, San Francisco to Bakersfield.
 Pullman drawing-room sleeper, San Francisco and Oakland to Merced (for El Portal).
 Pullman drawing-room sleeper, La Junta to Denver; Phoenix to Ash Fork; Kansas City to St. Louis (on connecting trains).
 Pullman observation sleeper, Los Angeles to Chicago.
 Club car, Los Angeles to Chicago.
 Dining car, Los Angeles to Chicago.
 Cafe-observation car, Bakersfield to Barstow.

No. 10—Daily. (Overland Express.)

Pullman drawing-room sleeper, Los Angeles to Kansas City, (to San Bernardino via Fullerton on No. 56 leaving Los Angeles 7.15 p. m.), Los Angeles to Barstow (for Merced on No. 7).
 Pullman drawing-room sleeper, Merced to Barstow (for Los Angeles, on No. 9).
 Pullman drawing-room sleeper, Trinidad to La Junta (for Denver, on No. 5).
 Pullman drawing-room sleeper, Newton to Kansas City (from Carlsbad).
 Pullman drawing-room sleeper, Denver to La Junta; Kansas City to St. Louis (on connecting trains).
 Compartment drawing-room and observation sleepers, Kansas City to Chicago.
 Tourist sleeper, Los Angeles to La Junta (to Chicago on No. 6).
 Tourist sleeper, Los Angeles to La Junta (for Denver on No. 5), (to San Bernardino via Fullerton on No. 56 leaving Los Angeles 7.15 p. m.)
 Tourist sleeper, San Francisco to Kansas City.
 Tourist sleeper, Newton to Kansas City (from Clovis, Saturdays, following 1st and 3d Tuesdays).
 Chair car, Los Angeles to Kansas City; Newton to Kansas City; Kansas City to Chicago.
 Chair car, Grand Canyon to Williams; Kansas City to St. Louis (on connecting trains).
 Parlor car, San Diego to Los Angeles. Cafe-parlor car, Phoenix to Ash Fork (on connecting trains). Coach, San Francisco to Barstow.
 Dining car, Kansas City to Marceline.

No. 2—Daily. (Tourist Flyer.)

Pullman drawing-room sleeper, Los Angeles to Chicago; Los Angeles to Albuquerque (for St. Louis via Waynoka, and Frisco lines on No. 8 from Barstow); San Diego * to Los Angeles, San Francisco to Needles (on No. 8 from Barstow); Ash Fork to Winslow (from Phoenix).
 Tourist sleeper † San Francisco to Chicago; *San Diego to Chicago.
 * Leaves San Diego, 2.45 a. m. Sleeper may be occupied at 9.00 p. m. the night before.
 † Sleeper leaves San Francisco 9.30 p. m. and is picked up by No. 2 at Bakersfield.
 Tourist sleeper, Los Angeles to St. Louis alternating via Alton, Burlington, Mo. Pac. and Wabash east of Kansas City; Los Angeles to Albuquerque (for St. Louis via Waynoka & Frisco lines, on No. 8 from Barstow); Los Angeles (Wednesdays, on No. 8 from Barstow) to Minneapolis and St. Paul) via C. G. W. Ry.; Saturdays, north of Kansas City.
 Chair car, Los Angeles to Chicago; San Francisco to Kansas City (on No. 8 from Barstow).
 Cafe-observation car, San Francisco to Barstow. Dining car, Chillicothe to Chicago.

No. 8—Daily. (Eastern Express.)

Pullman drawing-room sleeper, San Francisco to Needles (on No. 2 to Barstow); Los Angeles to Albuquerque (for St. Louis via Waynoka, & Frisco lines, on No. 2 to Barstow); Phoenix to Ash Fork; Albuquerque to Kansas City (from El Paso); Kansas City to Chicago.
 Tourist sleeper, San Francisco to Los Angeles to Albuquerque (for St. Louis via Waynoka & Frisco lines, on No. 2 to Barstow); Los Angeles (Wednesdays, on No. 2 to Barstow) to Minneapolis and St. Paul (via C. G. W. Ry.; Saturdays, north of Kansas City).
 Chair car, San Francisco to Kansas City (on No. 2 to Barstow); Kansas City to Chicago; Kansas City to St. Louis (on connecting train).
 Cafe-observation car, San Francisco to Barstow; Kansas City to Chicago.

St. Louis, Memphis & California.

West

Mls.	STATIONS	611-511-113-7		BY DAYS							
		Daily	Daily	Sun.	Mon.	Tues.	Wed.	Thur.	Fri.	Sat.	
0	Lv St. Louis (Frisco)	11.25 PM	7.55 AM								
239	Ar Springfield			Mon.	Tues.	Wed.	Thur.	Fri.	Sat.	Sun.	
0	Lv Memphis (Frisco)	Service temporarily discontinued									
282	Ar Springfield	8.21 AM		Mon.	Tues.	Wed.	Thur.	Fri.	Sat.	Sun.	
239	Lv Springfield (Frisco)	10.10 AM									
424	" " " " " "	3.15 PM									
424	" " " " " "	11.30 PM									
612	Ar Waynoka	12.10 AM		Tues.	Wed.	Thur.	Fri.	Sat.	Sun.	Mon.	
612	Lv Waynoka (Santa Fe)	12.10 AM									
619	" " " " " "	1.40 AM									
820	" " " " " "	8.00 AM									
923	" " " " " "	11.50 AM									
1188	" " " " " "	11.05 PM									
1573	" " " " " "	11.40 AM		Wed.	Thur.	Fri.	Sat.	Sun.	Mon.	Tues.	
1771	" " " " " "	5.45 PM									
1940	" " " " " "	1.23 AM		Thur.	Fri.	Sat.	Sun.	Mon.	Tues.	Wed.	
2021	Ar San Bernardino	4.30 AM									
2115	" " " " " "	6.55 AM									
2072	" " " " " "	6.40 AM									
2031	Ar Los Angeles	7.10 AM									
2081	Ar Bakersfield (Santa Fe)	7.30 AM		Thur.	Fri.	Sat.	Sun.	Mon.	Tues.	Wed.	
2315	" " " " " "	2.15 PM									
2394	" " " " " "	5.00 PM									
2493	Ar San Francisco	5.30 PM									

No. 614-511-113-7—Daily.

Pullman drawing-room sleeper, St. Louis to Los Angeles; Needles to San Francisco (on No. 9 to Barstow); Barstow to Merced (from Los Angeles on No. 10); Waynoka to Clovis (from Kansas City for Carlsbad).
 Tourist sleepers, St. Louis to Los Angeles; Albuquerque and Barstow to San Francisco; Clovis to Albuquerque, Waynoka to Amarillo; Waynoka to Clovis (from Chicago 1st and 3d Tuesdays).
 Chair car, St. Louis to Waynoka; Waynoka to Albuquerque; Albuquerque to San Francisco.
 (Same equipment as No. 9, on page 21, Barstow to San Diego via Los Angeles.)

St. Louis, Memphis & California.

East (Continued)

Mls	STATIONS	2-8-118 602-612 Daily	BY DAYS							
0	Lv San Francisco (Santa Fe)	8.00 PM	Sun.	Mon.	Tues.	Wed.	Thu.	Fri.	Sat.	
78	" Oakland	7.55 PM	"	"	"	"	"	"	"	
311	" Bakersfield	11.35 AM	Mon.	Tues.	Wed.	Thu.	Fri.	Sat.	Sun.	
0	Lv Los Angeles (Santa Fe)	9.00 AM	Mon.	Tues.	Wed.	Thu.	Fri.	Sat.	Sun.	
60	" Riverside	10.37 AM	"	"	"	"	"	"	"	
141	" San Bernardino	11.10 AM	"	"	"	"	"	"	"	
310	" Barstow	2.30 PM	"	"	"	"	"	"	"	
509	" Needles	8.10 PM	"	"	"	"	"	"	"	
508	" Williams	5.50 AM	Tues.	Wed.	Thu.	Fri.	Sat.	Sun.	Mon.	
858	" Albuquerque	7.55 PM	"	"	"	"	"	"	"	
1261	" Clovis	5.00 AM	Wed.	Thu.	Fri.	Sat.	Sun.	Mon.	Tues.	
1469	" Amarillo	5.00 PM	"	"	"	"	"	"	"	
1469	Ar Waynoka	5.50 PM	"	"	"	"	"	"	"	
1657	Lv Waynoka (Frisco)	1.40 AM	Thu.	Fri.	Sat.	Sun.	Mon.	Tues.	Wed.	
1842	Ar Springfield	8.10 AM	"	"	"	"	"	"	"	
2081	Ar St. Louis	6.30 PM	"	"	"	"	"	"	"	
1842	Lv Springfield (Frisco)	Service temporarily discontinued								
2124	Ar Memphis	Service temporarily discontinued								

No. 2-8-118-502-612—Daily.
Pullman drawing-room sleeper, Los Angeles to St. Louis; San Francisco to Needles.
Pullman 14-section standard sleeper, Amarillo to Waynoka (for Kansas City).
Tourist sleeper, Los Angeles to St. Louis; San Francisco to Barstow; Albuquerque to Clovis.
Chair car, San Francisco to Albuquerque; Albuquerque to Waynoka; Waynoka to St. Louis; Springfield to Memphis. Cafe-observation car, San Francisco to Barstow.

Chicago and Kansas City.

WEST

Mls.	STATIONS	No. 7 Daily	No. 9 Daily	No. 15 Daily	No. 5 Daily	No. 3 Daily	No. 1 Daily
	(Dearborn Station)	AM	AM	PM	PM	PM	PM
0	Lv Chicago, Ill.	2.15	9.30	2.47	6.00	8.05	10.00
41	" Joliet, Ill.	3.13	10.25	3.38	7.00	9.07	11.00
94	" Streator, Ill.	4.30	11.32	4.55	8.35	10.20	12.22
134	" Chillicothe, Ill.	5.35	12.35	5.35	9.57	11.18	1.27
182	" Galesburg, Ill.	6.47	1.43	6.37	11.20	12.33	2.47
237	" Ft. Madison, Ia.	8.05	3.05	7.50	12.50	2.08	4.25
317	" La Plata, Mo.	10.15	5.08	9.49	3.23	6.38	8.37
352	" Marceline, Mo.	11.15	6.05	10.45	4.49	5.32	7.40
391	" Carrollton, Mo.	12.08	6.58	11.45	6.03	7.37	9.37
416	" Lexington, Mo.	12.45	7.35	12.15	6.45	7.20	9.15
456	" Kansas City, Mo. (Gr'd Av.)	1.30	8.15	8.20	7.18	10.40	12.40
458	Ar Kansas City, Mo. (Union Depot)	2.15	9.15	1.30	8.40	8.50	11.00

No. 9—Daily.
Pullman drawing-room and tourist sleepers, chair and cafe-observation cars Chicago to Kansas City.
No. 5—Daily.
Pullman observation and drawing-room sleepers, chair and dining cars Chicago to Kansas City.
No. 3—Daily.
Pullman observation and compartment drawing-room sleepers, club and dining cars, Chicago to Kansas City.
No. 1—Daily.
Pullman compartment drawing-room, drawing-room and tourist sleepers and chair car, Chicago to Kansas City. Dining car, Marceline to Kansas City.
Nos. 7 and 15—Daily.
Chair cars, Chicago to Kansas City.

EAST

Mls.	STATIONS	No. 10 Daily	No. 6 Daily	No. 2 Daily	No. 4 Daily	No. 8 Daily
		PM	PM	PM	PM	AM
0	Lv Kansas City, Mo. (Union Depot)	6.00	7.30	9.00	10.30	8.30
2	" Kansas City, Mo. (Grand Ave.)	6.13	7.43	9.13	10.43	8.43
42	" Lexington, Mo.	7.39	9.11	10.40	11.59	9.56
67	" Carrollton, Mo.	8.22	9.50	11.23	12.42	10.34
106	" Marceline, Mo.	9.59	11.07	12.35	1.50	11.45
141	" La Plata, Mo.	10.17	12.10	1.40	2.47	12.47
221	Ar Ft. Madison, Ia.	1.05	2.35	4.05	5.00	3.05
276	" Galesburg, Ill.	2.32	3.55	5.22	6.15	4.25
324	" Chillicothe, Ill.	3.45	5.15	6.30	7.28	5.35
364	" Streator, Ill.	4.55	6.25	7.35	8.30	6.40
417	" Joliet, Ill.	6.22	7.55	8.55	9.50	8.05
458	Ar Chicago, Ill. (Dearborn Station)	7.25	9.15	10.00	11.00	9.15

No. 2—Daily.
Pullman drawing-room and tourist sleepers and chair car, Kansas City to Chicago.
Dining car, Chillicothe to Chicago.
No. 10—Daily.
Pullman observation and compartment-drawing-room sleepers and chair car, Kansas City to Chicago. Dining car, Kansas City to Marceline.
No. 6—Daily.
Pullman drawing-room and tourist sleepers, dining and chair cars, Kansas City to Chicago.
No. 4—Daily.
Pullman compartment drawing-room and observation sleepers, club and dining cars, Kansas City to Chicago.
No. 8—Daily.
Pullman drawing-room sleeper, cafe-observation and chair cars, Kansas City to Chicago.

Chicago and Colorado.

WEST.

Mls	STATIONS	9-11 Daily	9-11 Daily	Exam. Daily Serv.	5 Daily	Exam. Daily Serv.	1-7-607 Daily	Exam. Daily Serv.
0	Lv Chicago	9.30 AM	9.30 AM	Sun.	6.00 PM	Sun.	10.00 PM	Sun.
458	Ar Kansas City	9.15 PM	9.15 PM	"	8.40 AM	Mon.	11.00 AM	Mon.
458	Lv Kansas City	9.25 PM	9.35 PM	"	9.40 AM	"	2.35 PM	"
	Lv St. Joseph		7.20 PM	Sun.	7.15 AM	Mon.		
	Ar Atchison		8.15 PM	"	8.10 AM	"		
525	Lv Topeka		11.25 PM	Sun.	11.40 AM	Mon.		
587	" Emporia	12.40 AM	1.15 AM	Mon.	1.50 PM	"	6.20 PM	Mon.
660	" Newton	2.40 AM	3.05 AM	"	4.20 PM	"	8.30 PM	"
693	" Hutchinson	3.30 AM	4.00 AM	"	6.45 PM	"	9.35 PM	"
744	" Great Bend	4.47 AM		"	7.20 PM	"		
824	" Dodge City	5.10 AM	6.40 AM	"	8.55 PM	"	12.40 AM	Tues.
929	" Syracuse	6.55 AM	9.10 AM	"	12.05 AM	Tues.		
1021	Ar La Junta	11.15 AM	11.30 AM	"	3.20 AM	"	7.20 AM	"
1040	" Rocky Ford	11.52 AM	11.52 AM	"	3.52 AM	"	8.07 AM	"
1093	" Pueblo	1.10 PM	1.10 PM	"	5.20 AM	"	9.45 AM	"
1138	" Colorado Springs	2.55 PM	2.55 PM	"	7.00 AM	"	11.24 AM	"
1190	" Palmer Lake	3.55 PM	3.55 PM	"	8.15 AM	"	12.35 PM	"
1212	Ar Denver	5.30 PM	5.30 PM	"	10.00 AM	"	2.30 PM	"

No. 9-11—Daily. (Colorado Flyer.)
Pullman drawing-room sleeper, Chicago to Kansas City.
Pullman drawing-room sleepers, Kansas City to Newton (for Okla. City and San Ant.); Newton to Denver (from Galveston).
Pullman observation sleeper, Kansas City to Denver.
Tourist sleeper, Chicago to Kansas City.
Chair car, Chicago to Kansas City; Kansas City to Newton; Kansas City to Denver.
Cafe-observation car, Chicago to Kansas City.

No. 9-11—Daily. (Colorado Fast Mail.)
For equipment Chicago to La Junta, see No. 9, Page 21.
For equipment La Junta to Denver, see No. 9-11 above.

No. 5—Daily. (Colorado Express.) (Electric Lighted Chicago to Kansas City.)
Pullman observation sleeper, Chicago to Kansas City.
Pullman drawing-room sleeper, Chicago to Denver.
Pullman drawing-room sleeper, La Junta to Denver (from Trinidad on No. 10).
Pullman drawing-room sleeper, Chicago to Newton (for Cleburne on No. 405-5).
Tourist sleeper, 1st and 3d Tuesdays Chicago to Newton (for Clovis via No. 113).
Tourist sleeper, La Junta to Denver (from Los Angeles on No. 10).
Chair car, Chicago to Denver; Kansas City to Newton (from Galveston).
Dining car, Chicago to Kansas City.

No. 1-7-607—Daily. (Denver Express.) No. 1 to Kansas City, 7-607 beyond.
Pullman compartment drawing-room, drawing-room and tourist sleepers, and chair car, Chicago to Kansas City.
Pullman drawing-room sleeper, Kansas City to La Junta (for El Paso).
Pullman drawing-room sleeper, La Junta to Denver.
Pullman compartment-drawing-room sleeper, La Junta (Saturdays) to Denver (from Los Angeles on No. 4).
Tourist sleeper, Chicago to La Junta (for the west).
Chair car, Kansas City to La Junta (for the west).
Coach, La Junta to Denver. Dining car, Marceline to Kansas City.

EAST.

Mls	STATIONS	610-10 Daily	Exam. Daily Serv.	12-8 Daily	Exam. Daily Serv.	6 Daily	Exam. Daily Serv.	608-8 Daily	Exam. Daily Serv.
0	Lv Denver	3.30 PM	Sun.	8.30 AM	Sun.	7.45 PM	Sun.	3.50 AM	Sun.
52	" Palmer Lake	5.30 PM	"	10.20 AM	"	9.43 PM	"	5.40 AM	"
74	" Colo. Springs	6.35 PM	"	11.05 AM	"	10.30 PM	"	6.40 AM	"
119	" Pueblo	7.55 PM	"	12.25 PM	"	11.50 PM	"	8.05 AM	"
172	" Rocky Ford	9.43 PM	"	1.45 PM	"	1.10 AM	Mon.	9.38 AM	"
183	" La Junta	10.40 PM	"	2.30 PM	"	1.40 AM	"	10.20 AM	"
288	" Syracuse	1.25 AM	Mon.	5.00 PM	"	4.10 AM	"	1.45 PM	"
385	Ar Dodge City	4.10 AM	"	7.45 PM	"	6.40 AM	"	5.00 PM	"
468	" Great Bend	Hutchinson Br.	Hutchinson Br.	10.00 AM	"	10.00 AM	"	9.05 PM	"
519	" Hutchinson	9.15 AM	Mon.	12.30 AM	Mon.	11.35 AM	"	10.50 PM	"
552	" Newton	10.40 AM	"	1.25 AM	"	12.35 PM	"	12.01 AM	Mon.
625	" Emporia	12.45 PM	"	3.25 AM	"	3.03 PM	"	2.40 AM	"
687	Ar Topeka	2.55 PM	"	5.15 AM	"	4.55 PM	"	3.40 AM	Mon.
737	Ar Atchison	7.00 PM	Mon.	9.05 AM	Mon.	7.00 PM	Mon.		
758	Ar St. Joseph	7.45 PM	"	9.55 AM	"	7.45 PM	"		
754	Ar Kansas City	5.05 PM	Mon.	7.10 AM	Mon.	6.55 PM	Mon.	6.30 AM	Mon.
754	Lv Kansas City	6.00 PM	"	8.30 AM	"	7.30 PM	"	8.30 AM	"
1212	Ar Chicago	7.28 AM	Tues.	9.15 PM	"	9.15 AM	Tues.	9.15 PM	"

No. 6—Daily. (Chicago Express.)
Pullman drawing-room sleeper, Denver to Chicago; Denver to La Junta (for Trinidad on No. 1); Newton to Chicago. Tourist sleeper, Denver to La Junta (for Los Angeles on No. 1); La Junta to Chicago, (from Los Angeles on No. 10); Kansas City to Chicago (from Clovis, Sats. following first and third Tues.).
Chair car, Denver to Chicago; Newton to Kansas City (from Galveston).
Dining car, Kansas City to Chicago.
No. 610-10—Daily. (No. River Flyer.)
Pullman drawing-room sleeper, Denver to La Junta; La Junta to Kansas City.
Pullman compartment drawing-room sleeper, Denver (Mondays) to La Junta (for Los Angeles on No. 3).
Pullman compartment drawing-room and observation sleepers, Kansas City to Chicago.
Pullman 14-section standard sleeper, Newton to Kansas City (from Carlbad).
Tourist sleeper, La Junta to Kansas City (from California); Newton to Kansas City (from Clovis, Saturdays, following first and third Tuesdays).
Chair car, La Junta to Kansas City; Newton to Kansas City; Kansas City to Chicago.
Dining car, Kansas City to Marceline. Coach, Denver to La Junta.

No. 608-8—Daily. (Chicago Express.)
Pullman D-R sleeper, Denver to La Junta; La Junta to Kan. City; Kan. City to Chgo.
Tourist sleeper, La Junta (Fridays) to Mpls. and St. Paul (via C. G. W. Ry. Sat.; north of Kan. City).
Chair car, La Junta to Kansas City; Kansas City to Chicago.
Cafe-observation car, Kansas City to Chicago. Coach, Denver to La Junta.
No. 12-8—Daily. (Chicago Fast Mail.)
Pullman drawing-room sleeper, Denver to Kansas City.
Pullman drawing-room sleeper, Kansas City to Chicago.
Pullman drawing-room sleepers, Denver to Newton (for Galveston).
Pullman 14-section standard sleeper, Hutchinson to Kansas City; Newton to Kansas City (from Amarillo).
Chair car, Denver to Kansas City; Newton to Kansas City; Kansas City to Chicago.
Cafe-observation car, Kansas City to Chicago.

Utah and Pacific Coast

Via Ogden or Salt Lake City

For time and equip. of trains east of Denver, Colo. Springs and Pueblo, see page 24.

WEST.				EAST.				
15	1	5	3	6	4	2	16	
Daily	Daily	Daily	Daily	Daily	Daily	Daily	Daily	
9:00	8:00AM	9:00AM	5:45PM	Lv Denver.....Ar	3:10PM	11:30PM	8:35PM	7:40
11:48	10:35AM	11:45AM	8:20PM	" " " " " " " "	12:40PM	8:50PM	6:00PM	4:40
1:15	11:59AM	1:20PM	9:45PM	" " Pueblo.....Ar	11:05AM	7:10PM	4:30PM	3:15
8:15	6:45PM	8:15PM	4:25AM	Ar Leadville.....Lv	4:45AM	1:20PM	10:55AM	9:00
	10:15PM	11:45PM	8:25AM	" " Glenwood.....Ar	11:55PM	9:10AM	6:55AM	
	1:10AM	2:45AM	11:20AM	" " Grand Junc.....Ar	8:45PM	6:10AM	4:00AM	
	12:30PM	2:30PM	10:55PM	Ar Salt Lake City.....Lv	8:35AM	7:10AM	5:20PM	
	1:45PM	3:50PM	12:10AM	Ar Ogden.....Lv	7:15AM	6:00PM	3:50PM	
	5:20AM		4:00AM	Ar Butte/S. L. Lv	5:00PM			
	5:25PM		8:25AM	" " Portland.....Ar	12:05PM			
	7:05AM	7:25AM	10:00PM	" " Seattle.....Lv	8:15PM	9:15AM		
			10:00PM	" " " " " " " "	11:15AM	10:20PM		
	12:50AM	2:05PM	7:40AM	Ar Sacram'to S P Lv	11:35PM	1:15PM	1:55PM	
	5:50PM	6:50PM	12:50PM	Ar S. Fr'isco S P Lv	6:00PM	7:30AM	9:00AM	
				Ar Sacram'to WP Lv	2:02AM	1:42PM	1:42PM	
	3:31PM	3:31PM	3:17AM	Ar S. Fr'isco WP Lv	9:00PM	9:10AM	9:10AM	
	8:45PM	8:45PM	8:50AM	Lv S. Fr'isco S. Fe Ar	9:55AM		5:30PM	5:30
9:10	9:00AM	9:00AM	4:00PM	Ar Los Ang. S. Fe Lv	8:45AM	5:15PM	8:00PM	8:00
7:10	7:10AM	7:10AM	1:10PM	Ar San Diego S. Fe Lv	1:10PM		3:00PM	3:00

WEST.				EAST.			
5	11	3	6	6	8	4	4
Daily	Daily	Daily	Daily	Daily	Daily	Daily	Daily
9:00AM	3:30PM	6:00PM	Lv Denver.....Ar	8:50AM	2:30PM	11:00PM	
	5:00PM	2:30PM	Lv Pueblo.....Ar	8:00AM	11:50AM		
11:45AM	6:45PM	8:45PM	Lv Colorado Springs.....Ar	6:05AM	9:50AM	8:15PM	
	10:00PM		Ar Cripple Creek.....Lv		7:00AM		
7:20PM		3:45AM	" " Leadville.....Ar	11:55PM		1:55PM	
11:18PM		8:05AM	" " Glenwood.....Ar	7:07PM		3:25AM	
2:35AM		11:00AM	Ar Grand Junction.....Lv	4:00PM		6:20AM	

Same time west of Grand Junction as shown in D. & R. G. table above.

WESTBOUND.

Pullman drawing-room sleepers daily, Denver to San Fran. via West. Pac. and So. Pac. and Tourist sleeper daily to Salt Lake City on D. & R. G. No. 1.
 Pullman drawing-room sleepers daily, Denver to San Fran. via So. Pac. Tourist sleeper daily to San Fran. via West. Pac. Tourist sleeper to Sacramento via So. Pac. leaves Denver on Mon., Wed., Thurs., Fri. and Sat. on D. & R. G. No. 5.
 Pullman drawing-room sleepers daily, Denver to San Fran. via West. Pac. and Denver to Salt Lake City on D. & R. G. No. 3. Electric lighted steel coaches and dining cars. Denver to Ogden via D. & R. G. on all through trains.
 Pullman drawing-room sleepers Denver to Leadville and Grand Jc.; also dining car Leadville to Grand Jc. on Colo. Mid. No. 3 (same equip. as D. & R. G. beyond).
 Pullman observation sleeper, Denver to Tourist sleeper to Sacramento to Grand Jc. on Colo. Mid. No. 5 (same equip. as D. & R. G. beyond).
 Pullman compartment-drawing-room sleepers, Buffet-Library-chair car and dining car, San Fran. to Los Ang. (via Santa Fe "Angel.") Pullman observation sleeper, San Fran. to San Diego (via Santa Fe "Angel.") (See page 27).

EASTBOUND.

Pullman drawing-room sleepers daily, San Fran. to Denver via West. Pac. and So. Pac.; Tourist sleeper daily, San Fran. to Denver via West. Pac.; Tourist sleeper daily, Salt Lake City to Denver; Tourist sleeper, Sacramento to Denver via So. Pac. received at Ogden on Sun., Tues., Thurs., Fri. and Sat. on D. & R. G. No. 6.
 Pullman drawing-room sleepers daily, San Fran. to Denver via West. Pac. and So. Pac. and Tourist sleepers daily, San Fran. to Denver via West. Pac. and D. & R. G. No. 2.
 Pullman drawing-room sleeper, San Fran. to Denver via West. Pac., and Salt Lake City to Denver on D. & R. G. No. 4. Electric lighted steel coaches and dining cars. Ogden to Denver via D. & R. G.
 Pullman observation sleeper, Ogden to Denver; also dining car Grand Jc. to Colo. Springs on Colo. Mid. No. 4 (same equip. as D. & R. G. west of Grand Jc.).
 Pullman drawing-room sleepers, Grand Jc. and Leadville to Denver; also dining car Grand Jc. to Grand on Colo. Mid. No. 6 (same equip. as D. & R. G. west of Grand Jc.).
 Pullman compartment-drawing-room sleepers, Buffet-Library-chair car and dining car, Los Ang. to San Fran. (via Santa Fe "Saint"). Pullman observation sleeper, San Diego to San Fran. (via Santa Fe "Saint"). (See page 27).

Colorado and California

(Grand Canyon Line.) WEST.											
Miles	STATIONS	610-3	Exam.	8-11	Exam.	8-7	Exam.	608-9	Exam.	2-607	Exam.
		Cal. Lim.	Daily	Eastern	Daily	Cal. Lim.	Daily	Past Mail	Daily	Tourist	Daily
		Daily	Serv.	Express	Serv.	Daily	Serv.	Daily	Serv.	Flyer	Serv.
0	Lv Denver, Santa Fe	6:30 PM	Sun.			7:45 PM	Sun.	7:45 PM	Sun.	3:50 AM	Sun.
74	" " Colo. Springs.....	3:30 PM	"			10:30 PM	"	10:30 PM	"	8:05 AM	"
119	" " Pueblo.....	7:55 PM	"			11:10 PM	"	11:10 PM	"	8:05 AM	"
183	Ar La Junta.....	10:05 PM	Mon.			1:30 AM	Mon.	1:30 AM	Mon.	10:05 AM	Mon.
183	Lv La Junta, S'ta Fe	10:35 PM	Sun.			6:15 AM	Mon.	8:30 AM	Mon.	11:55 AM	Sun.
284	" " Trinidad.....	1:25 AM	Mon.			8:35 AM	"	11:35 AM	"	2:20 PM	Mon.
398	" " Las Vegas.....	6:15 AM	"			1:45 PM	"	4:50 PM	"	7:00 PM	"
481	Ar Santa Fe, S'ta Fe	12:10 PM	Mon.			6:00 PM	Mon.	8:35 PM	Mon.	11:30 PM	Sun.
580	Lv Albuquerque S. Fe	11:25 AM	Mon.			8:10 PM	Mon.	12:45 AM	Mon.	12:45 AM	Mon.
817	" " Winslow.....	7:10 PM	"			7:20 AM	"	8:05 AM	"	8:55 AM	"
909	Ar Williams.....	10:30 PM	"			11:10 AM	"	11:20 AM	"	12:20 PM	"
973	Ar Gd Canyon, G. C. Ry	8:10 AM	Tues.			4:00 PM	Tues.	4:00 PM	Tues.	4:00 PM	Mon.
973	Lv Gd Canyon.....	7:50 PM	Mon.			8:10 AM	"	8:10 AM	"	8:10 AM	Mon.
932	Ar Ash Fork S'ta Fe	11:35 PM	Mon.			12:15 PM	Tues.	12:35 PM	Tues.	1:25 PM	Mon.
932	Ar Prescott, SFP&P	3:05 AM	Tues.			4:50 PM	Tues.	4:50 PM	Tues.	4:50 PM	Mon.
1196	Ar Phoenix.....	8:50 AM	"			10:50 PM	"	10:50 PM	"	10:50 PM	"
960	Ar Seligman Santa Fe	12:50 AM	Tues.			2:00 PM	Tue.	2:10 PM	Tue.	3:00 PM	Mon.
1108	Lv Needles.....	4:00 AM	"			8:25 PM	"	5:45 PM	"	6:55 PM	"
1277	Ar Barstow.....	9:15 AM	Tues.			2:05 AM	Wed.	12:15 AM	Wed.	12:55 AM	Tues.
1358	" " San Bernardino.....	12:10 PM	"			5:35 AM	"	4:30 AM	"	4:30 AM	"
1368	" " Riverside.....	2:15 PM	"			6:55 AM	"	6:55 AM	"	6:55 AM	"
1367	" " Redlands.....	1:08 PM	"			7:25 AM	"	7:25 AM	"	7:25 AM	"
1409	" " Pasadena.....	2:00 PM	"			7:55 AM	"	6:40 AM	"	6:40 AM	"
1418	" " Los Angeles.....	2:30 PM	"			8:30 AM	"	7:10 AM	"	7:10 AM	"
1544	Ar San Diego.....	6:30 PM	"			1:10 PM	"	1:10 PM	"	1:10 PM	"
1418	Ar Bakersfield, S. Fe	1:50 PM	Tues.			7:30 AM	Wed.	7:30 AM	Wed.	7:30 AM	Tues.
1539	" " Fresno.....	4:40 PM	"			10:40 AM	"	10:40 AM	"	10:40 AM	"
1651	" " Stockton.....	2:15 PM	"			2:15 PM	"	2:15 PM	"	2:15 PM	"
1780	" " Oakland.....	10:10 PM	"			6:00 PM	"	6:00 PM	"	6:00 PM	"
1729	Ar San Francisco	10:30 PM	"			6:30 PM	"	6:30 PM	"	6:30 PM	"

No. 610-3-Daily. (California Limited.)
 Pullman compartment-drawing-room sleeper, La Junta to Los Angeles, (via Grand Canyon).
 Pullman observation sleeper, La Junta to Los Angeles.
 Pullman drawing-room sleeper, Denver to La Junta.
 Pullman compartment-drawing-room sleeper, La Junta to San Francisco.
 Pullman compartment-drawing-room sleeper, La Junta to San Diego.*
 *This sleeper leaves Los Angeles 11:59 p. m.; arrives San Diego 4:40 a. m.; passengers may remain in sleeper until 7:00 a. m.
 Pullman drawing-room sleepers, Bakersfield and Fresno to San Francisco.
 Pullman compartment-drawing-room sleeper, Denver (Mondays) to Los Angeles.
 Club car and dining car, Chicago to Los Angeles.
 Cafe-observation sleeper, Barstow to San Francisco; Coach, Denver to La Junta.

No. 6-1-Daily. (Los Angeles Express.)
 Pullman D. R. sleeper, Denver to La Junta; Denver to Trinidad; La Junta to Los Ang. Tourist sleeper, Denver to Los Angeles. Tourist sleepers, La Junta to Los Angeles. Chair car, Denver to La Junta; La Junta to Los Angeles; Williams to Grand Canyon. Parlor car, Los Angeles to San Diego. Cafe parlor car, Ash Fork to Phoenix.

No. 6-7-Daily. (San Francisco Express.)
 Pullman drawing-room sleeper, Denver to La Junta; La Junta to Albuquerque (for El Paso); Albuquerque to Los Angeles (from St. Louis via Frisco lines & Waynoka, on No. 9 from Barstow); Needles to San Francisco (on No. 9 from Barstow); Barstow to Merced (from Los Angeles on No. 10).
 Tourist sleeper, Denver to La Junta; La Junta to San Francisco; Albuquerque to Los Angeles (from St. Louis via Frisco lines & Waynoka, on No. 9 from Barstow); Barstow to San Francisco.
 Chair car, Denver to La Junta; La Junta to San Francisco; Williams to Grand Canyon. Cafe parlor car, Ash Fork to Phoenix (on connecting train).
 Same equipment, Barstow to Los Angeles, as train No. 9, see page 21.

No. 608-9-(California Fast Mail.)
 Pullman drawing-room sleeper, Denver to La Junta. Coach, Denver to La Junta. For equipment La Junta to California, see train 21, page 21.

EAST.											
Miles	STATIONS	4-607	Exam.	10-5	Exam.	8-11	Exam.	2-607	Exam.	2-607	Exam.
		Cal. Lim.	Daily	Overland	Eastern	Eastern	Eastern	Tourist	Tourist	Tourist	Tourist
		Daily	Serv.	Express	Express	Express	Express	Flyer	Flyer	Flyer	Flyer
0	Lv S. Fr'isco, S'ta Fe	9:30 PM	Sun.			9:00 AM	Mon.	8:00 PM	Sun.	8:00 PM	Sun.
78	" " Oakland.....	9:10 PM	"			9:20 AM	"	7:55 PM	"	7:55 PM	"
	" " Stockton.....	12:50 AM	Mon.			12:15 PM	"	11:35 PM	"	11:35 PM	"
0	Lv El Portal, V. V. R.R.	8:30 PM	Sun.			7:25 AM	Mon.				
143	Lv Merced, Santa Fe	2:30 AM	Mon.			2:05 PM	Mon.	1:40 AM	Mon.	1:40 AM	Mon.
201	" " Fresno.....	4:15 AM	"			4:05 PM	"	3:15 AM	"	3:15 AM	"
311	" " Bakersfield.....	8:35 AM	"			7:55 PM	"	8:35 AM	"	8:35 AM	"
381	" " Mojave.....	11:55 AM	"			11:10 PM	"	11:55 AM	"	11:55 AM	"
	Lv San Diego S'ta Fe	11:45 AM	Mon.			3:00 PM	Mon.	2:45 AM	Mon.	2:45 AM	Mon.
0	" " Los Angeles.....	10:00 AM	"			8:00 PM	"	9:00 AM	"	9:00 AM	"
9	" " Pasadena.....	10:25 AM	"			8:27 PM	"	8:35 AM	"	8:35 AM	"
60	" " San Bernardino.....	12:05 PM	"			10:30 PM	"	11:10 AM	Mon.	11:10 AM	Mon.
141	" " Barstow.....	2:55 PM	"			2:10 AM	Tues.	2:30 PM	"	2:20 PM	"
	Lv Tonopah T&GRy					8:13 AM	Mon.				
	" " Goldfield, B.G.R.					3:30 PM	"				
185	Lv Ludlow, Santa Fe					3:50 AM	Tues.	4:01 PM	Mon.	7:30 PM	Mon.
310	" " Needles.....	8:00 PM	Mon.			8:15 AM	"	8:10 PM	Tues.	7:30 PM	Mon.
458	Lv Seligman.....	3:05 AM	Tues.			4:10 PM	"	3:25 AM	Tues.	2:20 AM	Tues.
	Lv Phoenix SFP & P	6:50 PM	Mon.			7:45 AM	Tues.	6:50 PM	Mon.	6:50 PM	Mon.
	" " Prescott.....	12:43 AM	Tues.			1:40 PM	"	12:43 AM	Tues.	12:43 AM	Tues.
456	Lv Ash Fork S'ta Fe	4:05 AM	Tues.			5:25 PM	Tues.	4:25 AM	Tues.	3:15 AM	Tues.
573	Ar G. Canyon, G.C. Ry	8:10 AM	Tues.			8:10 AM	Wed.	8:10 AM	Tues.	8:10 AM	Tues.
573	Lv Grand Canyon.....	7:50 PM	Mon.			8:10 AM	Tues.	7:50 PM	Mon.	7:50 PM	Mon.
509	Lv Williams, S'ta Fe	5:30 AM	Tues.			6:50 PM	Tues.	5:50 AM	Tues.	4:35 AM	Tues.
543	" " Flagstaff.....	6:45 AM	"			8:05 PM	"	7:05 AM	"	5:45 AM	"
608	" " Winslow.....	8:30 AM	"			10:15 PM	"	9:00 AM	"	7:35 AM	"
729	" " Gallup.....	12:10 PM	"			2:40 AM	Wed.	1:20 PM	"	11:20 AM	"
888	" " Albuquerque.....	6:05 PM	"			8:35 AM	"	7:25 PM	"	4:20 PM	"
978	Ar Santa Fe, S'ta Fe	11:30 PM	Tues.			12:10 PM	Wed.	11:30 PM	Tues.	8:35 PM	Tues.
1020	Ar Las Vegas, S. Fe	11:05 PM	Tues.			1:45 PM	Wed.	1:15 AM	Wed.	9:10 PM	Tues.
1154	" " Trinidad.....	4:12 AM	Wed.			7:25 PM	"	7:00 AM	"	1:46 AM	Wed.
1236	Ar La Junta.....	6:30 AM	"			10:10 PM	"	9:50 AM	"	4:00 AM	"
1236	Lv La Junta, S'ta Fe	7:45 AM	Wed.			3:35 AM	Thu.	11:35 AM	Wed.	9:45 AM	Wed.
1299	Ar Pueblo.....	9:45 AM	"			5:20 AM	"	1:10 PM	"	7:45 AM	"
1344	" " Colo. Springs.....	11:24 AM	"			7:00 AM	"	2:55 PM	"	11:24 AM	"</

San Diego and San Francisco

NORTH and WEST (via LOS ANGELES) EAST and SOUTH

Miles	STATIONS	The Saint 16-15 Daily		Miles	STATIONS	The Angel 15-16 Daily	
		PM	AM			PM	AM
0	Lv San Diego	1.10	3.00	0	Lv San Francisco	4.00	9.00
34	" Del Mar	1.50	3.40	8	" Ferry Point	4.40	9.45
30	" Encinitas	2.05	3.55	9	" Goldfield	4.55	9.55
41	" Oceanside	2.28	4.06	10	" Ludlow	4.70	9.45
70	" San Juan Capistrano	3.15	4.55	10	" Richmond	4.80	9.55
80	" El Toro	3.30	5.00	10	" Stockton	5.00	10.00
85	" Irvine	3.37	5.07	10	" Hanford	5.05	10.05
92	" Santa Ana	3.48	5.18	10	" Corcoran	5.10	10.10
95	" Orange	3.55	5.25	10	" Bakersfield	5.15	10.15
100	" Anaheim	4.05	5.30	10	" Ar Barstow	5.20	10.20
103	" Fullerton	4.20	5.50	10	" Ar Barstow	5.25	10.25
126	Ar Los Angeles	5.07	6.30	10	" Ar Barstow	5.30	10.30
135	" Raymond	5.15	6.35	10	" Ar Barstow	5.35	10.35
136	" Pasadena	5.40	6.21	10	" Ar Barstow	5.40	10.40
186	" San Bernardino	7.00	10.30	10	" Ar Barstow	5.45	10.45
285	Ar Barstow	9.25	12.55	10	" Ar Barstow	5.50	10.50
285	Lv Barstow	9.25	12.55	10	" Ar Barstow	5.55	10.55
408	Ar Bakersfield	1.48	7.30	10	" Ar Barstow	5.55	10.55
408	Lv Bakersfield	1.55	7.35	10	" Ar Barstow	5.55	10.55
471	Ar Corcoran	3.05	9.25	10	" Ar Barstow	5.55	10.55
488	" Hanford	3.29	9.49	10	" Ar Barstow	5.55	10.55
519	" Fresno	4.15	10.40	10	" Ar Barstow	5.55	10.55
577	" Merced	5.30	12.10	10	" Ar Barstow	5.55	10.55
612	" Stockton	6.55	13.15	10	" Ar Barstow	5.55	10.55
672	" Antioch	9.00	14.32	10	" Ar Barstow	5.55	10.55
710	" Richmond	9.00	14.32	10	" Ar Barstow	5.55	10.55
710	Lv Richmond	9.25	4.55	10	" Ar Barstow	5.55	10.55
721	Ar Oakland	9.50	5.00	10	" Ar Barstow	5.55	10.55
712	Ar Ferry Point	9.10	4.40	10	" Ar Barstow	5.55	10.55
720	Ar San Francisco	9.55	5.30	10	" Ar Barstow	5.55	10.55

No. 16-15—Daily. (The Saint.)

Two Pullman compartment-drawing-room sleepers, Los Angeles to San Francisco. Pullman observation sleeper, San Diego to San Francisco. Buffet-library-chair car, Los Angeles to San Francisco. Dining car, Los Angeles to San Francisco. Parlor car, San Diego to Los Angeles.

No. 10—Daily.

Pullman drawing-room sleeper, Los Angeles to Merced; Los Angeles to Barstow (for the east), (to San Bernardino via Fullerton on No. 56 leaving Los Ang. 7.15 p. m.) Pullman drawing-room sleeper, Barstow to San Francisco. Tourist sleeper, Los Angeles to Barstow (for the east). Tourist sleeper, Barstow to San Francisco. Chair car, Los Angeles to Barstow (for east); Barstow to San Francisco.

No. 15-16—(The Angel.)

Two Pullman compartment-drawing-room sleepers, San Francisco to Los Angeles. Pullman observation sleeper, San Francisco to San Diego. Buffet-library-chair car, San Francisco to Los Angeles. Dining car, San Francisco to Los Angeles. Parlor car, Los Angeles to San Diego.

No. 10-9—Daily.

Pullman drawing-room sleeper, Merced to Los Angeles. Pullman drawing-room sleeper, Barstow to Los Angeles (from the east). Tourist sleeper, San Francisco to Los Angeles (for the east). Tourist sleeper, Barstow to San Diego* (via Los Angeles). * Leaves Los Angeles 11.59 p. m., arrives San Diego 4.40 a. m. Passengers may remain in sleeper until 7.00 a. m. Chair car, Barstow to Los Angeles (from the east). Coach, San Francisco to Barstow. Parlor car, Los Angeles to San Diego.

Phoenix, Prescott and California

WEST.

Miles	STATIONS	14-17 Daily		BY DAYS						
		PM	AM	Sun.	Mon.	Tues.	Wed.	Thur.	Fri.	Sat.
0	Lv Phoenix	7.15	PM	Sun.	Mon.	Tues.	Wed.	Thur.	Fri.	Sat.
54	Ar Wickenburg	8.65	PM	Sun.	Mon.	Tues.	Wed.	Thur.	Fri.	Sat.
0	Lv Prescott	5.05	PM	Sun.	Mon.	Tues.	Wed.	Thur.	Fri.	Sat.
83	Ar Wickenburg	8.47	PM	Sun.	Mon.	Tues.	Wed.	Thur.	Fri.	Sat.
54	Lv Wickenburg	9.00	PM	Sun.	Mon.	Tues.	Wed.	Thur.	Fri.	Sat.
103	" Wenden	10.20	PM	Sun.	Mon.	Tues.	Wed.	Thur.	Fri.	Sat.
109	" Salome	10.30	PM	Sun.	Mon.	Tues.	Wed.	Thur.	Fri.	Sat.
119	" Vicksburg	10.40	PM	Sun.	Mon.	Tues.	Wed.	Thur.	Fri.	Sat.
139	" Bouse	11.19	PM	Sun.	Mon.	Tues.	Wed.	Thur.	Fri.	Sat.
165	Ar Parker, Mt. Time	12.01	PM	Mon.	Tues.	Wed.	Thur.	Fri.	Sat.	Sun.
165	Lv Parker, Mt. Time	11.10	PM	Sun.	Mon.	Tues.	Wed.	Thur.	Fri.	Sat.
173	" Calzona	11.27	PM	Sun.	Mon.	Tues.	Wed.	Thur.	Fri.	Sat.
179	" Vidal	11.56	PM	Sun.	Mon.	Tues.	Wed.	Thur.	Fri.	Sat.
199	" Blythe Jct.	12.10	AM	Mon.	Tues.	Wed.	Thur.	Fri.	Sat.	Sun.
208	" Arica	12.15	AM	Sun.	Mon.	Tues.	Wed.	Thur.	Fri.	Sat.
223	" Milligan	12.51	AM	Sun.	Mon.	Tues.	Wed.	Thur.	Fri.	Sat.
249	Lv Cadiz	1.40	AM	Sun.	Mon.	Tues.	Wed.	Thur.	Fri.	Sat.
	Lv Tonopah	8.13	AM	Mon.	Tues.	Wed.	Thur.	Fri.	Sat.	Sun.
	" Goldfield	3.30	PM	Mon.	Tues.	Wed.	Thur.	Fri.	Sat.	Sun.
295	Lv Ludlow	3.10	PM	Mon.	Tues.	Wed.	Thur.	Fri.	Sat.	Sun.
348	" Barstow	4.45	AM	Mon.	Tues.	Wed.	Thur.	Fri.	Sat.	Sun.
429	" San Bernardino	8.00	AM	Mon.	Tues.	Wed.	Thur.	Fri.	Sat.	Sun.
439	" Riverside	8.20	AM	Mon.	Tues.	Wed.	Thur.	Fri.	Sat.	Sun.
489	Ar Los Angeles	10.15	AM	Mon.	Tues.	Wed.	Thur.	Fri.	Sat.	Sun.
489	Lv Los Angeles	1.15	PM	Mon.	Tues.	Wed.	Thur.	Fri.	Sat.	Sun.
615	Ar San Diego	5.20	PM	Mon.	Tues.	Wed.	Thur.	Fri.	Sat.	Sun.
348	Lv Barstow	9.30	AM	Mon.	Tues.	Wed.	Thur.	Fri.	Sat.	Sun.
800	Ar San Francisco	10.30	PM	Mon.	Tues.	Wed.	Thur.	Fri.	Sat.	Sun.

No. 17—Daily. (Los Angeles Express.)

Pullman drawing-room sleeper and chair car, Phoenix to Los Angeles. Pullman buffet sleeper, Ludlow to Los Angeles (from Goldfield daily, except Sunday). Pullman compartment drawing-room sleeper and chair car, Barstow to San Francisco (on connecting train.) Observation and parlor cars, Los Angeles to San Diego (on connecting train.)

EAST.

Miles	STATIONS	18-15 Daily		BY DAYS						
		PM	AM	Sun.	Mon.	Tues.	Wed.	Thur.	Fri.	Sat.
0	Lv San Francisco	8.00	PM	Sun.	Mon.	Tues.	Wed.	Thur.	Fri.	Sat.
452	Ar Barstow	1.40	PM	Sun.	Mon.	Tues.	Wed.	Thur.	Fri.	Sat.
0	Lv San Diego	8.40	AM	Mon.	Tues.	Wed.	Thur.	Fri.	Sat.	Sun.
126	Ar Los Angeles	1.00	PM	Mon.	Tues.	Wed.	Thur.	Fri.	Sat.	Sun.
0	Lv Los Angeles	2.20	PM	Mon.	Tues.	Wed.	Thur.	Fri.	Sat.	Sun.
9	" Pasadena	4.18	PM	Mon.	Tues.	Wed.	Thur.	Fri.	Sat.	Sun.
60	" San Bernardino	4.18	PM	Mon.	Tues.	Wed.	Thur.	Fri.	Sat.	Sun.
141	" Barstow	7.40	PM	Mon.	Tues.	Wed.	Thur.	Fri.	Sat.	Sun.
195	Ar Ludlow	8.55	PM	Mon.	Tues.	Wed.	Thur.	Fri.	Sat.	Sun.
437	Ar Goldfield	10.00	AM	Tues.	Wed.	Thur.	Fri.	Sat.	Sun.	Mon.
468	" Tonopah	9.07	AM	Tues.	Wed.	Thur.	Fri.	Sat.	Sun.	Mon.
240	Ar Cadiz	10.35	PM	Mon.	Tues.	Wed.	Thur.	Fri.	Sat.	Sun.
310	" Vidal	12.45	PM	Tues.	Wed.	Thur.	Fri.	Sat.	Sun.	Mon.
316	" Calzona	12.57	AM	Tues.	Wed.	Thur.	Fri.	Sat.	Sun.	Mon.
324	Ar Parker, Pac. Time	1.16	AM	Tues.	Wed.	Thur.	Fri.	Sat.	Sun.	Mon.
380	Lv Parker, M. T. S. F. P. & P. Lines	2.25	AM	Tues.	Wed.	Thur.	Fri.	Sat.	Sun.	Mon.
384	" Salome	4.16	AM	Tues.	Wed.	Thur.	Fri.	Sat.	Sun.	Mon.
386	" Wenden	4.27	AM	Tues.	Wed.	Thur.	Fri.	Sat.	Sun.	Mon.
435	Ar Wickenburg	5.52	AM	Tues.	Wed.	Thur.	Fri.	Sat.	Sun.	Mon.
435	Lv Wickenburg S. F. P. & P. Lines	9.39	AM	Tues.	Wed.	Thur.	Fri.	Sat.	Sun.	Mon.
458	Ar Prescott	1.28	PM	Tues.	Wed.	Thur.	Fri.	Sat.	Sun.	Mon.
453	Lv Wickenburg S. F. P. & P. Lines	5.52	AM	Tues.	Wed.	Thur.	Fri.	Sat.	Sun.	Mon.
489	Ar Phoenix	7.35	AM	Tues.	Wed.	Thur.	Fri.	Sat.	Sun.	Mon.

No. 18—Daily. (Phoenix Express.)

Pullman drawing-room sleeper and chair car, Los Angeles to Phoenix. Pullman buffet sleeper, Los Angeles (daily, except Saturdays) to Ludlow (for Goldfield). Pullman D. R. & tourist sleepers & chair car, San Fran. to Barstow (on connecting train.) Observation and parlor cars, San Diego to Los Angeles (on connecting train.)

Chicago, Oklahoma and Texas

WEST and SOUTH.

Miles	STATIONS	9-17 Daily		Exam D'ly Serv.	5-405-5 Daily		Exam D'ly Serv.	9-11-411 Daily		Exam D'ly Serv.
		PM	AM		PM	AM		PM	AM	
0	Lv Chicago	9.30	AM	Sun.	6.00	PM	Sun.	9.30	AM	Sun.
458	Ar Kansas City	9.15	PM	Sun.	8.40	AM	Mon.	9.15	PM	Sun.
458	Lv Kansas City	10.00	PM	Sun.	9.40	AM	Mon.	9.25	PM	Sun.
525	" Topeka	11.45	PM	Sun.	11.40	AM	Mon.	9.25	PM	Sun.
587	" Emporia	2.00	AM	Mon.	1.50	PM	Mon.	12.40	AM	Mon.
660	" Newton	4.25	AM	Mon.	4.25	PM	Mon.	2.45	AM	Mon.
687	" Wichita	5.15	AM	Mon.	5.20	PM	Mon.	3.30	AM	Mon.
0	Lv Kansas City	9.00	AM	Mon.	9.00	AM	Mon.	9.00	AM	Mon.
58	" Ottawa	11.20	AM	Mon.	11.20	AM	Mon.	11.20	AM	Mon.
166	" Independence, Kans.	3.30	PM	Mon.	3.30	PM	Mon.	3.30	PM	Mon.
218	Ar So. Winfield	6.35	PM	Mon.	6.35	PM	Mon.	6.35	PM	Mon.
725	Lv So. Winfield	6.50	PM	Mon.	6.50	PM	Mon.	4.40	PM	Mon.
738	Ar Arkansas City	7.20	AM	Mon.	7.20	AM	Mon.	5.00	AM	Mon.
794	" Perry	9.45	AM	Mon.	9.56	PM	Mon.	6.40	AM	Mon.
827	" Guthrie	10.45	AM	Mon.	10.50	PM	Mon.	7.35	AM	Mon.
859	" Oklahoma City	11.45	AM	Mon.	11.58	PM	Mon.	9.05	AM	Mon.
892	" Purcell	1.20	PM	Tues.	1.40	AM	Tues.	10.25	AM	Tues.
914	" Pauls Valley	2.35	PM	Tues.	2.35	AM	Tues.	11.1	AM	Tues.
999	" Gainesville	5.55	PM	Tues.	5.25	AM	Tues.	2.35	PM	Tues.
1063	" Ft. Worth	8.40	PM	Tues.	7.30	AM	Tues.	5.05	PM	Tues.
1092	" Cleburne	9.50	PM	Tues.	9.00	AM	Tues.	6.20	PM	Tues.
1191	Ar Temple	1.00	PM	Tues.	1.00	PM	Tues.	10.00	PM	Tues.
1248	Ar Lampasas	6.32	AM	Tues.	6.24	PM	Tues.	6.32	AM	Tues.
1419	Ar San Angelo	1.55	PM	Tues.	1.55	PM	Wed.	1.55	PM	Tues.
1935	Ar Milano	2.45	AM	Tues.	2.45	AM	Tues.	2.45	AM	Tues.
1948	Ar Somerville	3.57	AM	Tues.	3.57	AM	Tues.	3.57	AM	Tues.
1441	Ar Beaumont	11.00	AM	Tues.	11.00	AM	Tues.	11.00	AM	Tues.
1283	Ar Brenham	4.25	AM	Tues.	4.35	PM	Tues.	4.25	AM	Tues.
1315	" Seely	5.34	AM	Tues.	5.39	PM	Tues.	5.34	AM	Tues.
1344	" Rosenberg	6.20	AM	Tues.	6.30	PM	Tues.	6.20	AM	Tues.
1405	" Houston	7.25								

NORTH and EAST.

Mile	STATIONS	18-8 Daily	Exam D'ly Serv.	6-406-6 Daily	Exam D'ly Serv.	412-12-8 Daily	Exam D'ly Serv.
0	Lv Galveston Santa Fe	7.30 PM	Sun.	7.00 AM	Sun.	7.30 PM	Sun.
94	Lv Houston " "	9.20 PM	"	7.00 AM	"	9.20 PM	"
	Lv Sealy " "	11.22 PM	"	10.26 AM	"	11.22 PM	"
	Lv Beaumont Santa Fe	4.50 PM	Sun.			4.50 PM	Sun.
141	Lv Somerville Santa Fe	12.50 AM	Mon.	12.30 PM	Sun.	12.50 AM	Mon.
174	Lv Milano " "	2.15 AM	"	1.38 PM	"	2.15 AM	"
	Lv San Angelo Santa Fe	2.40 PM	Sun.			2.40 PM	Sun.
	Lv Lampasas " "	9.44 PM	"	9.45 AM	Sun.	9.44 PM	"
218	Lv Temple Santa Fe	3.40 AM	Mon.	3.30 PM	Sun.	7.00 AM	Mon.
917	" Cleburne " "	7.00 AM	"	7.10 PM	"	10.15 AM	"
346	" Ft. Worth " "	8.25 AM	"	8.20 PM	"	11.20 AM	"
410	" Gainesville " "	10.25 AM	"	10.45 PM	"	1.45 PM	"
450	" Ardmore " "	11.41 AM	"	12.16 AM	Mon.	3.06 PM	"
495	" Pauls Valley " "	2.35 PM	"	2.02 AM	"	4.42 PM	"
517	" Purcell " "	3.50 PM	"	3.15 AM	"	6.00 PM	"
550	" Oklahoma City " "	5.00 PM	"	6.35 AM	"	8.20 PM	"
582	" Guthrie " "	8.35 PM	"	9.05 AM	"	10.55 PM	"
671	" Arkansas City " "	8.68 PM	"	9.30 AM	"	11.17 PM	"
684	Ar So. Winfield Santa Fe	8.35 AM	Tues.			8.35 AM	Tues.
766	" Independence, Sou. " "	11.55 AM	"			11.55 AM	"
874	" Ottawa, Kans. " "	4.10 PM	"			4.10 PM	"
932	Ar Kansas City Div. " "	6.30 PM	"			6.30 PM	"
722	Lv Wichita Santa Fe	10.45 PM	Mon.	11.10 AM	Mon.	12.26 AM	Tues.
749	Ar Newton " "	11.40 PM	"	12.15 PM	"	1.15 AM	"
951	Ar Kansas City " "	7.00 AM	Tues.	8.55 PM	"	7.10 AM	"
95	Lv Kansas City Santa Fe	8.30 AM	Tues.	7.30 PM	Mon.	8.30 AM	Tues.
1109	Ar Chicago " "	9.15 PM	"	9.15 AM	Tues.	9.15 PM	"

No. 6-406-6-Daily. (Chicago Express.)
 Pullman drawing-room sleeper, Cleburne to Chicago; Newton to Chicago.
 Pullman 16-section standard sleeper, Cleburne to Oklahoma City.
 Tourist sleeper, Newton to Chicago; Kansas City to Chicago (from Clovis, Saturdays, following first and third Tuesdays).
 Chair car, Galveston to Kansas City; San Antonio to Milano; Newton to Chicago.
 Dining car, Kansas City to Chicago. Coach, Galveston to Newton.
No. 18-8-Daily. (Kansas City and Chicago Fast Mail.)
 Pullman D.-R. sleeper, Galv. to Kan. City; Galv. and Houston to Newton (for Denver); City of Mex. to San Antonio; San Antonio to Ft. Worth (for Kansas City on No. 412-12); San Antonio to Cleburne (for Dallas); Beaumont to Fort Worth; (from No. 16 at Temple); Wichita to Topeka (for St. Joseph).
 Pullman 14-section standard sleeper, Temple to Ft. Worth (from San Angelo).
 Pullman 16-section standard sleeper, Wichita to Kansas City.
 Chair car, City of Mexico to San Antonio; San Antonio to Kansas City (via Milano); Galveston to Newton.
 For equipment Kansas City to Chicago, see train No. 8, on page 22.
No. 412-12-8-Daily. (Kansas City Flyer.)
 For equipment Galveston to Temple, see train No. 18-8 above.
 Pullman drawing-room sleeper, Ft. Worth to Kansas City (from San Antonio on No. 18); Ft. Worth to Newton (for Denver, from Galveston via H. & T. C. Ry.); Oklahoma City to Kansas City; Kansas City to Chicago.
 Pullman 14-section standard sleeper, Wichita to Kansas City (from Amarillo on No. 118; Newton to Kansas City (from Hutchinson).
 Pullman observation sleeper, Newton to Kansas City (from Denver).
 Chair car, Temple to Kansas City; Kansas City to Chicago.
 Cafe-observation car, Kansas City to Chicago.

No. 113-117-Daily.
 Pullman drawing-room sleeper, Kansas City to Carlsbad, Waynoka to Albuquerque (from St. Louis via Frisco lines for Los Angeles on No. 7).
 Tourist sleeper, Newton to Amarillo.
 Tourist sleeper, Waynoka to Albuquerque (from St. Louis via Frisco lines for Los Angeles on No. 7).
 Tourist sleeper, Newton to Clovis (from Chicago 1st and 3d Tuesdays).
 Chair car, Kansas City to Albuquerque; Clovis to Carlsbad. Coach, Carlsbad to Pecos.

No. 5-201-113-Daily.
 Pullman observation and drawing-room sleepers, Chicago to Kansas City.
 Pullman drawing-room sleeper, Wellington to Carlsbad (from Kansas City); Waynoka to Albuquerque (from St. Louis via Frisco lines for Los Angeles on No. 7).
 Tourist sleeper, Chicago (1st and 3d Tuesdays) to Clovis (via Newton).
 Tourist sleeper, Wellington to Amarillo (from Newton).
 Tourist sleeper, Waynoka to Albuquerque (from St. Louis via Frisco lines for Los Angeles on No. 7).
 Tourist sleeper, Clovis to Albuquerque.
 Coach, Kansas City to Wellington; Carlsbad to Pecos.
 Chair car, Chicago to Kansas City; Kansas City to Independence (for Tulsa); Wellington to Albuquerque (from Kansas City); Clovis to Carlsbad.
 Dining car, Chicago to Kansas City.

No. 9-17-117-Daily.
 Pullman drawing-room sleeper, Chicago to Kansas City.
 Pullman drawing-room sleeper, Kansas City to Newton (for Wichita on No. 17).
 Pullman drawing-room sleeper, Topeka to Wellington (from St. Joseph on No. 107).
 Pullman 14-section standard sleeper, Newton to Amarillo (from Kansas City on No. 15).
 Tourist sleeper, Chicago to Kansas City.
 Chair car, Chicago to Kansas City; Kansas City to Newton; Newton to Carlsbad.
 Cafe-observation car, Chicago to Kansas City. Coach, Carlsbad to Pecos.

No. 203-Daily.
 Pullman drawing-room sleeper, Kansas City to Independence.
 Pullman 14-section standard sleeper and chair car, Kansas City to Tulsa.
 For time of No. 203, see pages 82 and 85.

NORTH and EAST.

Mile	STATIONS	114-10	Example Daily Service	114-202-6	Example Daily Service	118-18-8	Example Daily Service
0	Lv Pecos, Pecos River R.R.	1.20 PM	Sunday	1.20 PM	Sunday		
40	" Orla " "	3.25 PM	"	3.25 PM	"		
71	" Malaga Santa Fe	4.55 PM	"	4.55 PM	"		
76	" Loving " "	5.05 PM	"	5.05 PM	"		
88	" Carlsbad " "	5.41 AM	Monday	5.41 AM	Monday		
140	" Hagerman " "	6.13 AM	"	6.13 AM	"		
168	" Roswell " "	7.30 AM	"	7.30 AM	"		
254	" Portales " "	10.11 AM	"	10.11 AM	"		
	Lv Albuquerque Santa Fe					7.55 PM	Sunday
272	Lv Clovis P. & N.T. Ry.	12.45 PM	Monday	12.45 PM	Monday	5.20 AM	Monday
375	Ar Amarillo " "	6.00 PM	"	6.00 PM	"	8.30 AM	"
	Lv Sweetwater P. & N.T. Ry.	7.30 AM	Monday	7.30 AM	Monday		
	" Slaton " "	12.05 PM	"	12.05 PM	"		
	Lv Plainview " "	2.20 PM	"	2.20 PM	"		
375	Lv Amarillo S. K. of T.	6.30 PM	Monday	6.30 PM	Monday	9.00 AM	Monday
402	" Panhandle " "	7.15 PM	"	7.15 PM	"	9.45 AM	"
478	" Canadian " "	9.40 PM	"	9.40 PM	"	12.35 PM	"
500	" Higgins " "	10.35 PM	"	10.35 PM	"	1.30 PM	"
546	" Woodward Santa Fe	12.25 AM	Tuesday	12.25 AM	Tuesday	3.25 PM	"
690	Ar Wellington " "	7.00 AM	"	7.00 AM	"	8.50 PM	"
	Via Wichita.						
690	Lv Wellington Santa Fe	7.25 AM	Tuesday			9.00 PM	Monday
724	" Wichita " "	8.50 AM	"			10.15 PM	"
781	" Newton " "	10.50 AM	"			11.55 PM	"
824	" Emporia " "	1.10 PM	"			2.30 AM	Tuesday
886	" Topeka " "	3.05 PM	"			4.35 AM	"
953	Ar Kansas City " "	5.05 PM	"			7.00 AM	"
	Via Independence.						
690	Lv Wellington Santa Fe			7.30 AM	Tuesday		
711	" So. Winfield " "			8.35 AM	"		
794	" Independence " "			11.55 AM	"		
960	Ar Kansas City " "			6.30 PM	"		
960	Lv Kansas City Santa Fe	6.00 PM	Tuesday	7.30 PM	Tuesday	8.30 AM	Tuesday
1418	Ar Chicago " "	7.28 AM	Wednesday	9.15 AM	Wednesday	9.15 PM	"

• Pullman ready for occupancy at 9.00 o'clock the night before.

No. 114-10-Daily.
 Pullman drawing-room sleeper, Carlsbad to Kansas City. (May be occupied at 9:00 o'clock the night previous).
 Pullman drawing-room sleeper, Newton to Kansas City.
 Compartment drawing-room and observation sleepers, Kansas City to Chicago.
 Tourist Sleeper (Saturdays following 1st and 3d Tuesdays) Clovis to Kansas City (to Chicago on No. 6); Amarillo to Newton; Newton to Kansas City.
 Chair car, Carlsbad to Kansas City; Newton to Kansas City; Kansas City to Chicago.
 Dining car, Kansas City to Marceline. Coach, Pecos to Carlsbad.

No. 114-202-6-Daily.
 Pullman drawing-room sleeper, Carlsbad to Wellington (for Kansas City via Newton).
 Tourist sleeper, (Saturdays following 1st and 3d Tuesdays) Clovis to Wellington (for Chicago via Newton); Amarillo to Wellington (for Newton); Kansas City to Chicago.
 Pullman drawing-room sleeper, Kansas City to Chicago.
 Chair car, Carlsbad to Wellington (for Kansas City via Newton); Independence to Kansas City (from Tulsa); Kansas City to Chicago.
 Coach, Pecos to Carlsbad; Wellington to Kan. City. Dining car, Kan. City to Chicago.

No. 118-18-8-Daily.
 Pullman drawing-room sleeper, Albuquerque to Waynoka (from Los Angeles on No. 8 for St. Louis via Frisco Lines); Wellington to Topeka (for St. Joseph via train No. 108); Newton to Kansas City (from Galveston); Kansas City to Chicago.
 Pullman 14-section standard sleeper, Amarillo to Wichita (for Kansas City on No. 412-12).
 Pullman 16-section standard sleeper, Newton to Kansas City (from Wichita on No. 15).
 Tourist sleeper, Albuquerque to Waynoka (from Los Angeles on No. 8, for St. Louis via Frisco Lines); Albuquerque to Clovis.
 Chair car, Albuquerque to Newton; Newton to Kansas City; Kansas City to Chicago.
 Cafe-observation car, Kansas City to Chicago.

No. 204-Daily.
 Pullman 14-section standard sleeper and chair car, Tulsa to Kansas City.
 Pullman drawing-room sleeper, Independence to Kansas City.

Panhandle and Pecos Valley

WEST and SOUTH.

Mile	STATIONS	113-117	Example Daily Service	5-201-13 Daily	Example Daily Service	9-17-17 Daily	Example Daily Service
0	Lv Chicago Santa Fe			6.00	Sunday	9.30	Sunday
458	Ar Kansas City " "			8.40	Monday	9.15	"
	Via Wichita.						
458	Lv Kan. City Santa Fe	8.01	Sunday			10.00	Sunday
523	" Topeka " "	10.20	"			11.45	"
587	" Emporia " "	1.05	"			2.00	Monday
660	Lv Newton " "	4.50	"			7.25	"
687	Ar Wichita " "	5.45	"			8.20	"
721	Ar Wellington " "	7.15	"			8.40	"
	Via Independence.						
458	Lv Kan. City Santa Fe			9.00	Monday		
624	" Independence " "			3.30	"		
707	" So. Winfield " "			6.40	"		
728	Ar Wellington " "			7.35	"		
728	Lv Wellington " "	7.55	Sunday			9.50	Monday
792	" Kiowa " "	10.30	"			12.17	"
876	Ar Woodward S.K. of T.	1.40	Monday	10.30	Tuesday	3.25	"
918	" Higgins " "	3.35	"	3.35	"	5.00	"
945	" Canadian " "	4.30	"	4.30	"	5.45	"
1016	" Panhandle " "	7.10	"	7.10	"	8.27	"
1031	" St. Francis " "	f 7.37	"	f 7.37	"	8.55	"
1043	Ar Amarillo " "	8.00	"	8.00	"	9.25	"
1117	Ar Plainview P. & N.T. Ry.	12.20	Monday	12.20	Monday		
1179	" Slaton " "	2.40	"	2.40	"		
1234	Ar Sweetwater P. & N.T. Ry.	7.00	"	7.00	"		
1043	Lv Amarillo P. & N.T. Ry.	8.30	Monday	8.30	Tuesday	9.35	Monday
1069	Ar Canyon " "	9.00	"	9.00	"	10.10	"
1089	" Hereford " "	9.55	"	9.55	"	11.05	"
1146	" Clovis Santa Fe	11.50	"	11.50	"	12.55	Tuesday
1146	Lv Clovis Santa Fe	11.15	Monday	11.15	Tuesday		
1416	Ar Albuquerque " "	9.15	"	9.15	"		
1164	Ar Portales Santa Fe	12.06	Monday	12.06	Tuesday	12.06	Tuesday
1255	" Roswell " "	3.00	"	3.00	"	3.00	"
1278	" Hagerman " "	4.00	"	4.00	"	4.00	"
1330	" Carlsbad " "	5.55	"	5.55	"	5.55	"
1342	" Loving " "	† 8.21	Tuesday	† 8.21	Wednesday	† 8.21	Wednesday
1347	" Malaga " "	8.34	"	8.34	"	8.34	"
1378	" Orla Pecos River R.R.	f 10.06	"	f 10.06	"	f 10.06	"
1418	Ar Pecos " "	12.10	"	12.01	"	12.10	"

Mexico Line (via El Paso)

WEST and SOUTH.

Miles	STATIONS	1-7-809 Daily	Example Daily Service	9-809 Daily	Example Daily Service
0	Lv Chicago	Santa Fe	10.00 PM	Sunday	9.30 AM
438	Ar Kansas City	"	11.00 AM	Monday	9.15 PM
458	Lv Kansas City	Santa Fe	2.35 PM	Monday	9.35 PM
525	" Topeka	"	"	"	11.25 PM
587	" Emporia	"	6.20 PM	"	1.15 AM
660	" Newton	"	8.30 PM	"	3.05 AM
693	" Hutchinson	"	9.35 PM	"	4.00 AM
827	Lv Dodge City	"	12.40 AM	Tuesday	6.40 AM
1029	Ar La Junta	"	7.20 AM	"	11.30 AM
71	Lv Denver	Santa Fe	7.45 PM	Monday	3.50 AM
119	" Pueblo	"	10.30 PM	"	6.40 AM
188	Ar La Junta	"	1.30 AM	Tuesday	8.05 AM
1029	Lv La Junta	Santa Fe	8.30 AM	Tuesday	11.55 AM
1111	" Trinidad	"	11.35 AM	"	2.20 PM
1245	" Las Vegas	"	4.50 PM	"	7.00 PM
1310	Ar Lamy	"	7.40 PM	"	9.50 PM
1328	Ar Santa Fe	Santa Fe	8.35 PM	Tuesday	11.30 PM
1377	Lv Albuquerque	Santa Fe	12.20 AM	Wednesday	12.20 AM
1407	" Belen	"	1.20 AM	"	1.20 AM
1452	" Socorro	"	2.55 AM	"	2.55 AM
1479	" San Marcial	"	4.00 AM	"	4.00 AM
1554	Ar Rincon	"	6.35 AM	"	6.35 AM
1554	Lv Rincon	Santa Fe	7.20 AM	Wednesday	7.20 AM
1608	Ar Deming	"	9.30 AM	"	9.30 AM
1554	Lv Rincon	Santa Fe	7.00 AM	Wednesday	7.00 AM
1587	" Las Cruces	"	8.05 AM	"	8.05 AM
1631	Ar El Paso	"	9.40 AM	"	9.40 AM
1631	Lv El Paso	Mex. Cent.	"	"	"
1856	" Chihuahua	"	"	"	"
2002	" Jiminez	"	"	"	"
2149	" Torreon	"	"	"	"
2193	" Jimulco	"	"	"	"
2416	" Zacatecas	"	"	"	"
2491	" Aguascalientes	"	"	"	"
2878	" Celaya	"	"	"	"
2855	Ar Mexico City	"	"	"	"

Service temporarily discontinued

No. 1-7-809-Daily. (Mexico Express.) No. 1 to Kansas City, 7-809 beyond. Pullman drawing-room, compartment drawing-room, and tourist sleepers, Chicago to Kansas City; Chicago to El Paso; Albuquerque to Rincon (for Deming).
 Pullman drawing-room sleeper, Kansas City to El Paso; Albuquerque to Rincon (for Deming).
 Tourist sleeper, Chicago to Albuquerque.
 Chair car, Chicago to Kansas City; Kansas City to Albuquerque; Albuquerque to El Paso. Dining car, Marcelline to Kansas City.

No. 9-809 Daily. (Mexico Fast Mail.) Pullman drawing-room sleeper, Chicago to Albuquerque (for the west); Albuquerque to El Paso; Albuquerque to Rincon (for Deming).
 Tourist sleepers, Chicago and Kansas City to Albuquerque.
 Chair car, Chicago to Albuquerque; Albuquerque to El Paso.
 Cafe-observation car, Chicago to Kansas City.

NORTH and EAST.

Mile	STATIONS	810-10 Daily	Example Daily Service	816-8 Daily	Example Daily Service
0	Lv Mexico City	Mex. Cent.	"	"	"
182	" Celaya	"	"	"	"
364	" Aguascalientes	"	"	"	"
439	" Zacatecas	"	"	"	"
662	" Jimulco	"	"	"	"
706	" Torreon	"	"	"	"
853	" Jiminez	"	"	"	"
999	" Chihuahua	"	"	"	"
1224	Ar El Paso	Santa Fe	7.05 PM	Tuesday	8.45 AM
1288	" Las Cruces	"	8.45 PM	"	10.30 AM
1301	Ar Rincon	"	10.00 PM	"	11.50 AM
1301	Lv Deming	Santa Fe	7.00 PM	Tuesday	"
1301	Ar Rincon	"	8.55 PM	"	"
1301	Lv Rincon	Santa Fe	10.20 PM	Tuesday	Sunday
1376	Ar San Marcial	"	1.10 AM	"	"
1408	" Socorro	"	2.20 AM	Wednesday	"
1448	" Belen	"	4.30 AM	"	"
1478	" Albuquerque	"	6.00 AM	"	"
1554	Lv Santa Fe	Santa Fe	8.10 AM	Wednesday	Sunday
1545	Lv Lamy	Santa Fe	11.05 AM	Wednesday	Sunday
1610	" Las Vegas	"	2.10 PM	"	Monday
1826	Ar La Junta	"	10.10 PM	"	9.50 AM
0	Lv La Junta	Santa Fe	3.35 AM	Thursday	11.35 AM
64	" Pueblo	"	5.20 AM	"	1.10 PM
109	" Colorado Springs	"	7.00 AM	"	2.55 PM
183	Ar Denver	"	10.00 AM	"	5.30 PM
1826	Lv La Junta	Santa Fe	10.40 PM	Wednesday	Monday
2162	" Hutchinson	"	9.40 AM	Thursday	10.50 PM
2195	Ar Newton	"	10.40 AM	"	12.01 AM
2330	" Topeka	"	2.55 PM	"	"
2397	Ar Kansas City	"	5.05 PM	"	6.30 AM
2397	Lv Kansas City	"	6.00 PM	"	8.30 AM
2855	Ar Chicago	"	7.28 AM	Friday	9.15 PM

Service temporarily discontinued

No. 810-10-Daily. (Chicago Express.) Pullman drawing-room sleeper, El Paso to Albuquerque; Deming to Albuquerque (via Rincon); Albuquerque to Kansas City; Trinidad to La Junta (for Denver); Newton to Kansas City (from Carlisbad).
 Compartment drawing-room and observation sleepers, Kansas City to Chicago.
 Tourist sleepers, Albuquerque to La Junta and Kansas City (from California).
 Tourist sleeper, Albuquerque to La Junta (for Denver from California); Newton to Kansas City (from Clovis, Sats. following first and third Tues.).
 Chair car, El Paso to Albuquerque; Albuquerque to Kansas City; Newton to Kansas City; Kansas City to Chicago.
 Dining car, Kansas City to Marcelline.
No. 816-8-Daily. (Chicago Mail.) Coach, El Paso to Albuquerque.
 For equipment Albuquerque to Chicago, see train No. 8, on Page 22.

Mexico Line (via Laredo)

WEST and SOUTH.

Miles	STATIONS	9-17 Daily	By Days	5-405-5 Daily	Example Daily Service
0	Lv Chicago	Santa Fe	9.30 AM	Su. Mo. Tu. We. Th. Fr. Sa.	6.00 PM
458	Ar Kansas City	"	9.15 PM	"	8.40 AM
458	Lv Kansas City	Santa Fe	10.00 PM	Su. Mo. Tu. We. Th. Fr. Sa.	9.40 AM
525	" Topeka	"	11.45 PM	"	11.40 AM
587	" Emporia	"	2.00 AM	Mo. Tu. We. Th. Fr. Sa. Su.	1.50 PM
660	" Newton	"	4.25 AM	"	4.25 PM
687	" Wichita	"	5.15 AM	"	5.20 PM
738	Ar Arkansas City	"	7.20 AM	"	7.20 PM
827	" Guthrie	"	10.45 AM	"	10.50 PM
859	" Oklahoma City	"	11.45 AM	"	11.58 PM
892	" Purcell	"	1.20 PM	"	1.40 AM
999	" Gainesville	"	5.25 PM	"	5.25 AM
1063	Ar Ft. Worth	"	8.40 PM	"	7.30 AM
0	Lv Paris	Santa Fe	3.35 PM	Mo. Tu. We. Th. Fr. Sa. Su.	"
99	" Dallas	"	7.45 PM	"	7.00 AM
151	Ar Cleburne	"	9.55 PM	"	9.15 AM
1092	Lv Cleburne	Santa Fe	10.15 PM	Mo. Tu. We. Th. Fr. Sa. Su.	9.30 AM
1191	Ar Temple	"	1.05 AM	Tu. We. Th. Fr. Sa. Su. Mo.	1.00 PM
1235	" Milano	"	2.45 AM	"	2.56 PM
1315	" Austin I. & G. N.	"	6.35 AM	"	7.20 PM
1381	" San Antonio	"	9.55 AM	"	10.45 PM
1537	" Laredo	"	12.55 PM	We. Th. Fr. Sa. Su. Mo. Tu.	"
1607	" Lampazos N. of Mx.	"	3.40 PM	"	"
1704	" Monterey	"	6.50 PM	"	"
1770	" Saltillo	"	10.40 PM	"	"
1794	" Carneros	"	12.15 AM	Th. Fr. Sa. Su. Mo. Tu. We.	"
1890	" Venegas	"	3.00 AM	"	"
1904	" Carroc	"	3.30 AM	"	"
2112	" San Luis Potosi	"	7.05 AM	"	"
2143	" Gonzales Jct.	"	12.25 PM	"	"
2282	" La Griega	"	1.55 PM	"	"
2308	" Huehuetoca	"	6.30 PM	"	"
2399	Ar Mexico City	"	8.00 PM	"	"

No. 9-17-Daily. (Texas Fast Mail.) For equipment Chicago to Kansas City see train 9 on page 21.
 Pullman drawing-room sleeper, Kansas City and Newton (from Denver) to Milano (for Houston and Galveston); Topeka to Newton (from St. Joseph on No. 107 to Wellington on No. 117); Ft. Worth to San Antonio (from Kansas City on No. 11-11); San Antonio to City of Mexico; Ft. Worth to Milano (for Beaumont); Cleburne to San Antonio (from Dallas).
 Pullman 16-section standard sleeper, Kansas City to (*) Wichita.
 Pullman 14-section standard sleeper, Ft. Worth to Temple (for San Angelo). (*) Passengers may occupy sleeper until 7.00 a. m.
 Chair car, Kansas City to San Antonio; San Antonio to City of Mexico; Newton to Milano.
No. 5-405-5-Daily. (Texas Express.) For equipment Chicago to Milano see train 5-405-5, page 28.
 Chair car, Milano to San Antonio.

NORTH and EAST.

Miles	STATIONS	18-8 Daily	By Days	6-406-6 Daily	Exam. Dly Serv
0	Lv Mexico City	of Mex.	7.30 PM	Su. Mo. Tu. We. Th. Fr. Sa.	"
157	" La Griega	"	1.40 AM	Mo. Tu. We. Th. Fr. Sa. Su.	"
196	" Gonzales Jct.	"	3.30 AM	"	"
327	" San Luis Potosi	"	8.45 AM	"	"
435	" Carroc	"	12.30 PM	"	"
569	" Saltillo	"	6.10 PM	"	"
635	" Monterey	"	9.30 PM	"	"
782	" Lampazos	"	1.30 AM	Tu. We. Th. Fr. Sa. Su. Mo.	"
802	" Laredo	"	1.30 AM	"	"
955	" San Antonio	I. & G. N.	8.09 PM	"	7.30 AM
1034	" Austin	"	11.10 PM	"	10.20 AM
1104	" Milano	Santa Fe	2.15 AM	We. Th. Fr. Sa. Su. Mo. Tu.	1.38 PM
1148	" Temple	"	3.40 AM	"	3.30 PM
1247	Ar Cleburne	"	6.35 AM	"	6.45 PM
0	Lv Cleburne	Santa Fe	6.50 AM	We. Th. Fr. Sa. Su. Mo. Tu.	7.30 PM
62	Ar Dallas	"	8.55 AM	"	9.45 PM
161	Ar Paris	"	12.50 PM	"	"
1276	Lv Ft. Worth	Santa Fe	8.25 AM	We. Th. Fr. Sa. Su. Mo. Tu.	8.20 PM
1340	" Gainesville	"	10.25 AM	"	10.45 PM
1447	" Purcell	"	2.35 PM	"	3.15 AM
1490	" Oklahoma City	"	3.50 PM	"	4.15 AM
1652	" Wichita	"	10.45 PM	"	11.30 AM
1679	" Newton	"	11.55 PM	"	1.00 PM
1752	" Emporia	"	2.30 AM	Th. Fr. Sa. Su. Mo. Tu. We.	3.08 PM
1814	" Topeka	"	4.35 AM	"	5.00 PM
1881	Ar Kansas City	"	7.00 AM	"	6.55 PM
1881	Lv Kansas City	Santa Fe	8.30 AM	Th. Fr. Sa. Su. Mo. Tu. We.	7.30 PM
2339	Ar Chicago	"	9.15 PM	"	9.15 AM

No. 18-8-Daily. (Kansas City and Chicago Fast Mail.) Pullman drawing-room sleepers, Milano to Newton (for Denver and Kansas City (from Galveston and Houston); City of Mexico to San Antonio; San Antonio to Ft. Worth (for Kansas City on No. 412-12); San Antonio to Dallas (via Cleburne); Milano to Ft. Worth (from Beaumont); Wichita to Topeka (for St. Joseph from Wellington); Kansas City to Chicago.
 Pullman 14-sec. standard sleeper, Temple to Fort Worth (from San Angelo). Pullman 16-section standard sleeper, Wichita to Kansas City.
 Chair car, City of Mexico to San Antonio; San Antonio to Kansas City; Galveston to Newton; Kansas City to Chicago.
 Cafe-observation car, Kansas City to Chicago.
No. 6-406-6-Daily. (Chicago Express.) Chair car, San Antonio to Milano.
 For equipment Milano to Chicago see train 6-406-6, page 29.

FAYWOOD HOT SPRINGS

In the foothills of Grant County, N. M., a new southwest resort, where health-giving waters flow from the rock at a temperature of 142 deg. Fahr. It cures rheumatism and dozens of kindred ills—but if you have lung trouble, don't go, as the waters are not suitable for that disease.
 A new hotel, "The Faywood," is now open, where accommodations may be secured at reasonable rates. Ask for particulars.
T. C. McDERMOTT, Mgr., Faywood, N. M.

Texas and California

(GRAND CANYON LINE)

NORTH and WEST.

Mile	STATIONS	6-406-3 Cal. Lim Daily	Exam. Daily Serv.	6-406-7 Cal. Ex. Daily	Exam. Daily Serv.	6-406-11 Cal. Ex. Daily	Exam. Daily Serv.	18-9 Cal. Mail Daily	Exam. Daily Serv.
0	Lv Galveston Santa Fe	7:00AM	Sun.	7:00AM	Sun.	7:00AM	Sun.	7:30PM	Sun.
	" Houston "	7:00AM	"	7:00AM	"	7:00AM	"	9:20PM	"
141	Lv Somerville	12:30PM	"	12:30PM	"	12:30PM	"	12:50AM	Mon.
	Lv San Antonio I. & G. N.	7:30AM	Sun.	7:30AM	Sun.	7:30AM	Sun.	8:00PM	Sun.
174	Lv Milano Santa Fe	1:38PM	Sun.	1:38PM	Sun.	1:38PM	Sun.	2:15AM	Mon.
317	" Cleburne "	7:10PM	"	7:10PM	"	7:10PM	"	7:00AM	"
346	" Ft. Worth "	8:20PM	"	8:20PM	"	8:20PM	"	8:25AM	"
410	" Gainesville "	10:45PM	"	10:45PM	"	10:45PM	"	10:25AM	"
450	" Ardmore "	12:16AM	Mon.	12:16AM	Mon.	12:16AM	Mon.	11:41AM	"
517	" Purcell "	3:15AM	"	3:15AM	"	3:15AM	"	2:55PM	"
550	" Oklahoma City "	4:15AM	"	4:15AM	"	4:15AM	"	3:50PM	"
582	" Guthrie "	6:35AM	"	6:35AM	"	6:35AM	"	6:00PM	"
722	" Wichita "	11:10AM	"	11:10AM	"	11:10AM	"	10:45PM	"
749	Ar Newton	12:15PM	"	12:15PM	"	12:15PM	"	11:40PM	"
749	Lv Newton	2:25PM	"	8:30PM	Tues.	5:45PM	"	3:05AM	Tues.
1120	" La Junta "	10:35PM	"	8:30AM	Tues.	5:15AM	Tues.	11:55AM	"
1335	" Las Vegas "	6:15AM	Tues.	4:50PM	"	1:45PM	"	7:00PM	Wed.
1487	" Albuquerque "	11:25AM	"	11:05PM	"	8:10PM	"	12:45PM	Wed.
1846	Ar Williams	10:30PM	"	11:30AM	Wed.	11:10AM	Wed.	12:20PM	"
1910	Ar Grand Canyon G. C. Ry.	8:10AM	Wed.	4:00PM	Wed.	4:00PM	Wed.	4:00PM	Wed.
1869	Ar Ash Fork Santa Fe	11:35PM	Tues.	12:35PM	Wed.	12:15PM	Wed.	1:25PM	Wed.
2046	Lv Needles	4:00AM	Wed.	5:45PM	"	6:25PM	"	6:25PM	"
2160	Ar Ludlow	10:20PM	"	10:20PM	"	12:01AM	Thu.	11:05PM	"
2214	" Barstow Santa Fe	9:15AM	Wed.	4:30AM	Thu.	2:05AM	Thu.	12:55AM	Thu.
2321	" San Bernardino "	12:10PM	"	4:30AM	"	5:35AM	"	4:30AM	"
2355	" Los Angeles "	2:30PM	"	7:10AM	"	8:30AM	"	7:10AM	"
2482	Ar San Diego	6:30PM	"	1:10PM	"	1:10PM	"	1:10PM	"
2385	Lv Mojave Santa Fe	11:00AM	Wed.	4:28AM	Thu.	4:28AM	Thu.	4:28AM	Thu.
2355	Ar Bakersfield	1:50PM	"	7:30AM	"	7:30AM	"	7:30AM	"
2465	" Fresno "	4:40PM	"	10:40AM	"	10:40AM	"	10:40AM	"
2523	" Merced "	5:58PM	"	12:10PM	"	12:10PM	"	12:10PM	"
2601	Ar El Portal Y. V. R. R.			6:20PM	Thu.	6:20PM	Thu.	6:20PM	Thu.
2588	" Stockton Santa Fe	7:30PM	Wed.	2:15PM	Thu.	2:15PM	Thu.	2:15PM	Thu.
2667	" Oakland "	10:10PM	"	5:00PM	"	5:00PM	"	5:00PM	"
2866	Ar San Francisco	10:30PM	"	5:30PM	"	5:30PM	"	5:30PM	"

No. 6-406-3—Daily. (California Limited.)

Pullman drawing-room sleeper, Cleburne to Newton.
Pullman 16-section standard sleeper, Cleburne to Oklahoma City.
Chair car, Galveston to Newton. Coach, Galveston to Newton.
For equipment Newton to California see No. 3, on Page 21.

No. 6-406-1—Daily. (California Express.)

For equipment Galv. to Newton see 6-406-3 above. Newton to Calif. see No. 1, on Page 21.

No. 6-406-7—Daily. (San Francisco Express.)

For equipment Galveston to Newton see No. 6-406-3 above. Newton to California see No. 17, on Page 21.

No. 18-9—Daily. (California Fast Mail.)

For equipment Galveston to Newton see 18-8, Page 23. Newton to California see 9, Page 21.

EAST and SOUTH.

Mile	STATIONS	4-17 Cal. Lim Daily	Exam. Daily Serv.	2-405-5 Tourist Flyer	Exam. Daily Serv.	8-17 Eas Exp Daily	Exam. Daily Serv.	10-405-5 Ov Exp Daily	Exam. Daily Serv.
0	Lv San Francisco Santa Fe	9:30PM	Sun.	8:00PM	Sun.	8:00PM	Sun.	9:00AM	Mon.
	" Oakland "	9:10PM	"	7:55PM	"	7:55PM	"	9:20AM	"
78	" Stockton "	12:50AM	Mon.	11:35PM	"	11:35PM	"	12:15PM	"
	Lv El Portal Y. V. R. R.	8:30PM	Sun.					7:25AM	Mon.
143	Lv Merced Santa Fe	2:30AM	Mon.	1:40AM	Mon.	1:40AM	Mon.	2:05PM	Mon.
201	" Fresno "	4:15AM	"	3:15AM	"	3:15AM	"	4:05PM	"
311	" Bakersfield "	8:35AM	"	8:35AM	"	8:35AM	"	7:55PM	"
	Lv San Diego Santa Fe	9:45AM	Mon.	9:45AM	Mon.	9:45AM	Mon.	3:00PM	Mon.
0	" Los Angeles "	10:00AM	"	9:00AM	"	9:00AM	"	8:00PM	"
61	" San Bernardino "	12:05PM	"	11:10AM	"	11:10AM	"	10:30PM	"
140	" Barstow "	2:55PM	"	2:20PM	"	2:30PM	"	2:10AM	Tues.
	Lv Tonopah T. & G. Ry.							8:10AM	Mon.
	" Goldfield B. G. Ry.							3:30PM	Mon.
195	Lv Ludlow Santa Fe	8:00PM	Mon.	7:30PM	Mon.	4:01PM	Mon.	3:55AM	Tues.
315	" Needles "	4:05AM	Tues.	3:15AM	Tues.	8:10PM	Tues.	8:15AM	"
486	Lv Ash Fork	7:50PM	Mon.	7:50PM	Mon.	7:50PM	Mon.	8:10AM	Tues.
	Lv Grand Canyon G. C. Ry.								
509	Lv Williams Santa Fe	5:30AM	Tues.	4:35AM	Tues.	5:50AM	Tues.	6:50PM	Wed.
858	" Albuquerque "	6:55PM	"	4:20PM	"	7:25PM	"	8:35AM	Wed.
1026	" Las Vegas "	11:05PM	"	9:10PM	"	1:15AM	Wed.	1:45PM	"
1236	" La Junta "	6:30AM	Wed.	4:00PM	Wed.	9:50AM	"	10:10PM	"
1605	Ar Newton	4:30PM	"	2:45PM	"	12:01AM	Thu.	1:45PM	Thu.
1605	Lv Newton	4:25AM	Thu.	4:25PM	"	4:25AM	"	4:25PM	"
1633	Ar Wichita	5:15AM	"	5:20PM	"	5:15AM	"	5:20PM	"
1684	" Arkansas City "	7:20AM	"	7:20AM	"	7:20AM	"	7:20PM	"
1773	" Guthrie "	10:45AM	"	10:50PM	"	10:45AM	"	10:50PM	"
1804	" Oklahoma City "	11:45AM	"	11:45AM	"	11:45AM	"	11:50PM	"
1945	" Gainesville "	5:55PM	"	5:22AM	Thu.	5:55PM	"	5:22AM	Fri.
2009	" Ft. Worth "	8:40PM	"	7:30AM	"	8:40PM	"	7:30AM	"
2038	" Cleburne "	9:50PM	"	9:05AM	"	9:50PM	"	9:05AM	"
2137	Ar Temple	1:05AM	Fri.	1:05AM	Fri.	1:05AM	Fri.	1:00PM	"
2329	Ar San Antonio I. & G. N.	9:55AM	Fri.	10:45PM	Thu.	9:55AM	Fri.	10:45PM	Fri.
2214	Ar Somerville Santa Fe	3:57AM	Thu.	3:57PM	Thu.	3:57AM	Fri.	3:57PM	Fri.
2397	Ar Beaumont Santa Fe	11:00AM	Fri.			11:00AM	Fri.		
3350	Ar Houston Santa Fe	7:25AM	Fri.	9:10PM	Thu.	7:25AM	Fri.	9:10PM	Fri.
3355	Ar Galveston	9:25AM	"	9:45PM	"	9:25AM	"	9:45PM	"

*Sleepers may be occupied 9:00 o'clock right before.

No. 4-17—Daily. (California Limited.)

For equip. Calif. to Newton see 4, Page 21. Newton to Texas see 9-17, Page 23.

No. 8-17—Daily.

For equip. Calif. to Newton see No. 8, Page 22. Newton to Texas see 9-17, Page 23.

2-405-5—Daily.

For equip. Calif. to Newton see No. 2, Page 22. Newton to Texas see No. 5-405-5, Page 23.

No. 10-405-5—Daily.

For equip. Calif. to Newton see No. 10, Page 22. Newton to Texas see No. 5-405-5, Page 23.

Texas and Colorado

NORTH AND WEST

Mile	STATIONS	18-11 Daily	Exam. Daily Service	12-412-11 Daily	Exam. Daily Service	6-406-5 Daily	Exam. Daily Service
0	Lv Galveston Santa Fe	7:30PM	Sun.	7:30PM	Sun.	7:00AM	Sun.
	" Houston "	9:20PM	"	9:15PM	"	7:00AM	"
66	" Rosenberg "	10:33PM	"	10:33PM	"	9:34AM	"
94	" Sealy "	11:22PM	"	11:22PM	"	10:26AM	"
126	" Brenham "	12:22AM	Mon.	12:22AM	Mon.	11:35AM	"
	Lv Beaumont Santa Fe	4:50PM	Sun.	4:50PM	Sun.		
141	Lv Somerville Santa Fe	12:50AM	Mon.	12:50AM	Mon.	12:30PM	Sun.
	Lv San Antonio I. & G. N.	8:00PM	Sun.	8:00PM	Sun.	7:30AM	Sun.
	" Austin "	11:10PM	"	11:10PM	"	10:20AM	"
174	Lv Milano Santa Fe	2:15AM	Mon.	2:15AM	Mon.	1:38PM	Sun.
189	" Cameron "	2:42AM	"	2:42AM	"	2:07PM	"
218	" Temple "	3:40AM	"	3:40AM	"	3:30PM	"
288	" Morgan "	5:41AM	"	5:41AM	"	5:47PM	"
317	" Cleburne "	7:00AM	"	10:15AM	"	7:10PM	"
316	" Ft. Worth "	8:25AM	"	11:20AM	"	8:20PM	"
450	" Gainesville "	10:25AM	"	1:45PM	"	10:45PM	"
450	" Ardmore "	11:41AM	"	3:06PM	"	12:15AM	Mon.
495	" Pauls Valley "	1:22PM	"	4:42PM	"	2:02AM	"
517	" Purcell "	2:40PM	"	6:00PM	"	3:15AM	"
550	" Oklahoma City "	3:50PM	"	7:20PM	"	4:16AM	"
582	" Guthrie "	5:00PM	"	8:20PM	"	5:35AM	"
671	" Arkansas City "	8:35PM	"	10:55PM	"	9:05AM	"
722	Lv Wichita	10:45PM	"	12:26AM	Tues.	11:10AM	"
749	Ar Newton	11:40PM	"	1:15AM	"	12:15PM	"
749	Lv Newton	2:40AM	Tues.	2:40AM	"	4:20PM	"
788	Ar Hutchinson	3:30AM	"	3:30AM	"	5:20PM	"
927	" Dodge City "	7:05AM	"	7:02AM	"	7:45PM	"
967	" Garden City "	7:15AM	"	7:18AM	"	10:27PM	"
1040	" Holly "			12:50AM	Tues.	11:50AM	Tues.
1067	" Lamar "	10:08AM	"	10:08AM	"	1:43AM	"
1120	" La Junta "	11:15AM	"	11:15AM	"	3:20AM	"
1130	" Rocky Ford "	11:52AM	"	11:52AM	"	3:52AM	"
1182	" Pueblo "	1:16PM	"	1:10PM	"	6:10AM	"
1251	" Colorado Springs "	2:55PM	"	2:55PM	"	7:00AM	"
1302	" Palmer Lake "	5:30PM	"	5:30PM	"	8:15AM	"
1802	Ar Denver	5:30PM	"	5:30PM	"	10:00AM	"

For time and equipment of trains west of Denver, see pages 25 and 87.

No. 18-11—Daily. (Colorado Flyer.)

Pullman drawing-room sleeper, Galveston to Denver.
For other equipment Texas to Newton, see train 18-8, Page 29. Newton to Colorado, see train 9-11, Page 24.

No. 12-412-11—Daily. (Colorado Fast Mail.)

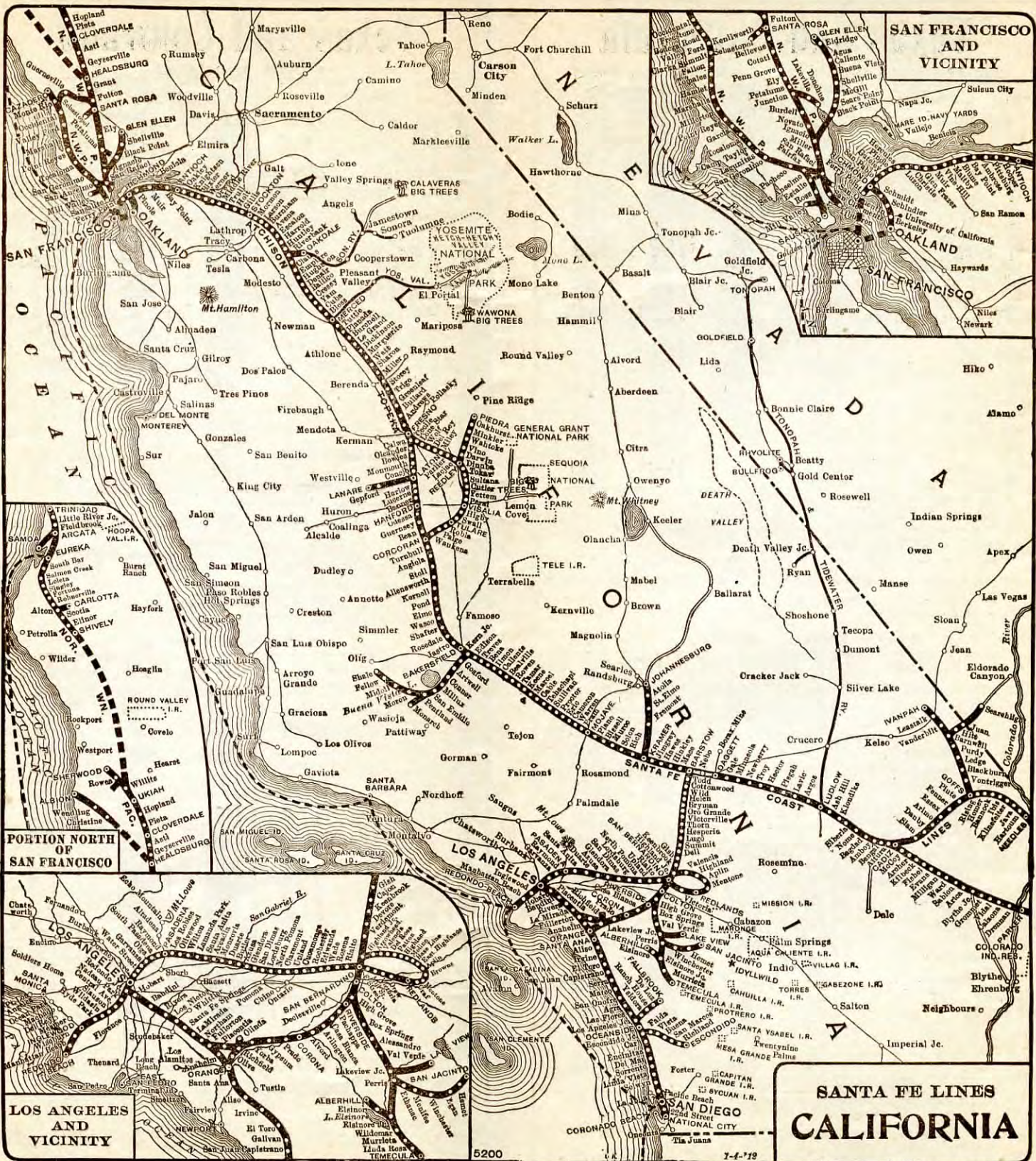
Pullman drawing-room sleeper, Ft. Worth to Denver (from Galveston, via H. & T. C. Ry.).
For other equipment Texas to Newton, see train 412-2-8, Page 23. Newton to Colorado, see train 9-11, Page 24.

No. 6-406-5—Daily. (Colorado Express.)

Pullman drawing-room sleeper, Cleburne to Newton.
Pullman 16-section standard sleeper, Cleburne to Oklahoma City.
Chair car and Coach, Galveston to Newton.
For equipment Newton to Denver, see No. 5, Page 24.

EAST AND SOUTH.

Mile	STATIONS	12-17 Daily	Exam. Daily Service	12-411-11 Daily	Exam. Daily Service	6-405-5 Daily	Exam. Daily Service
0	Lv Denver Santa Fe	8:30AM	Sun.	8:30AM	Sun.	7:45PM	Sun.
52	" Palmer Lake "	10:20AM	"	10:20AM	"	9:43PM	"
74	" Colorado Springs "	11:05AM	"	11:05AM	"	10:30PM	"
119	" Pueblo "	12:25PM	"	12:25PM	"	11:50PM	"
172	" Rocky Ford "	1:45PM	"				



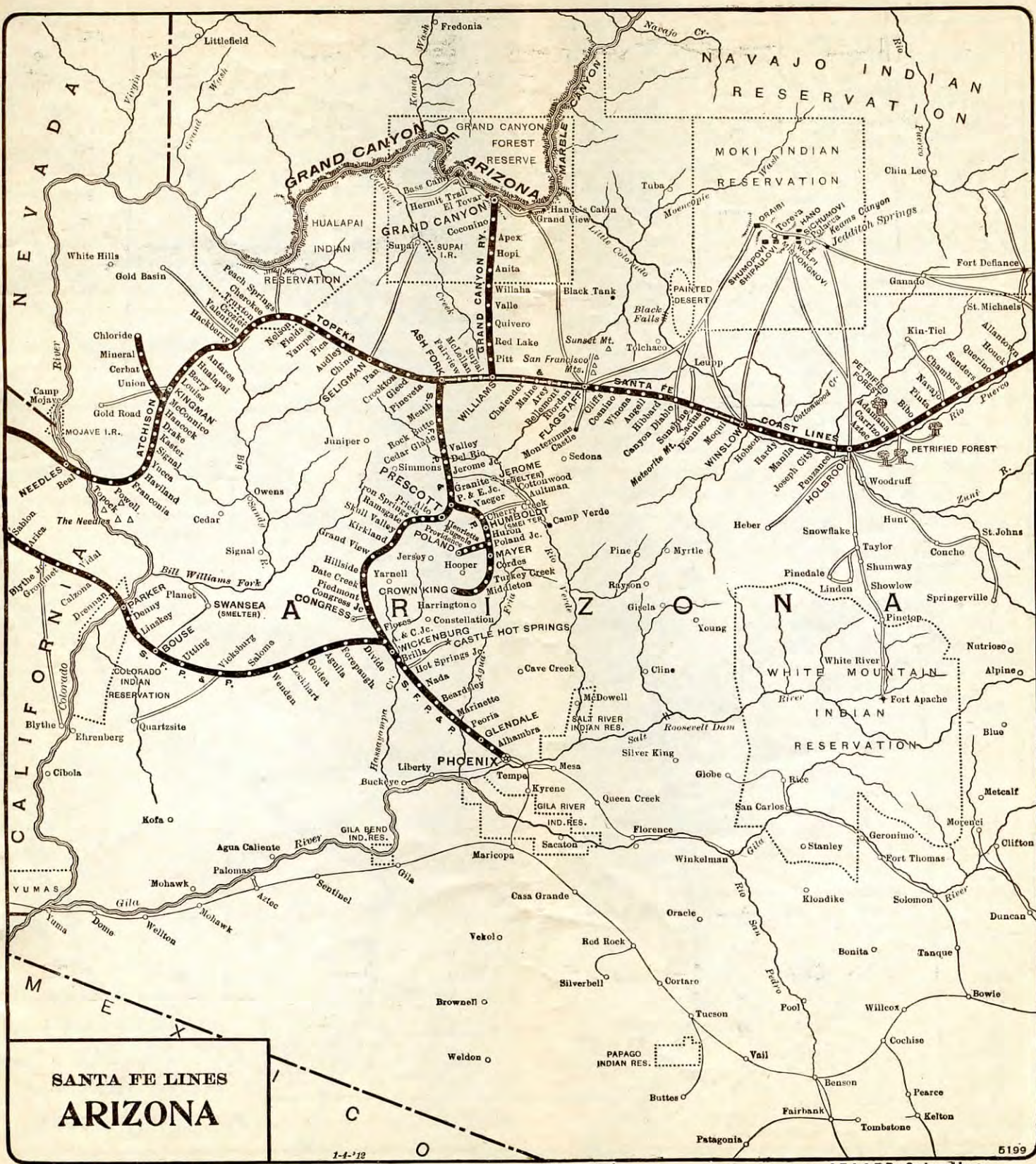
PORTION NORTH OF SAN FRANCISCO

LOS ANGELES AND VICINITY

SANTA FE LINES CALIFORNIA

Double Track
 Lines Under Construction
 Steamship Lines
 Wagon Roads

7-4-19



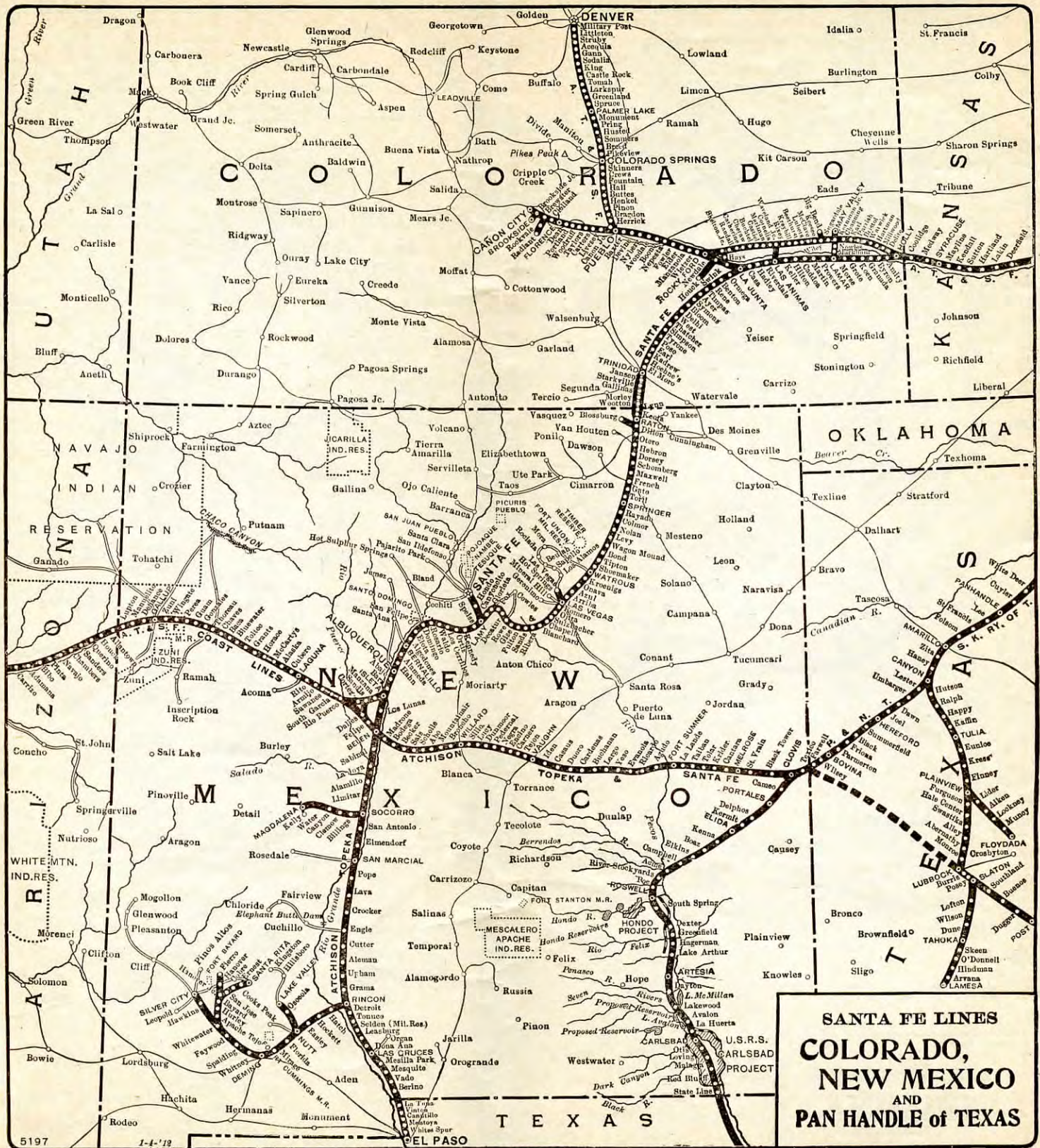
**SANTA FE LINES
ARIZONA**

1-4-12

Double Track

Wagon Road

A.T. & S.F. Ry. System Lines



SANTA FE LINES
COLORADO,
NEW MEXICO
 AND
PAN HANDLE of TEXAS

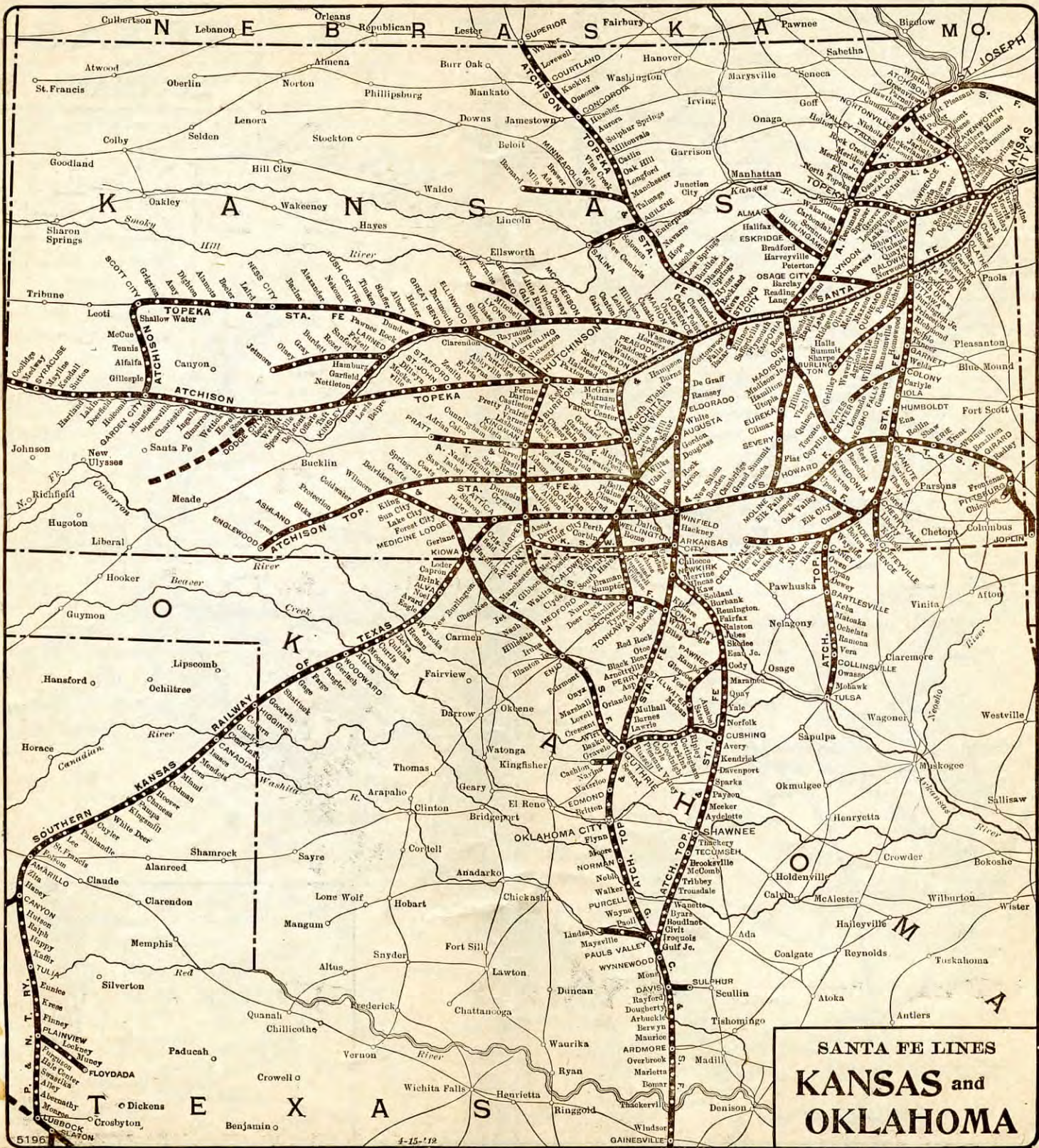
Double Track

Lines Under Construction

A.T. & S.F. Ry. System Lines

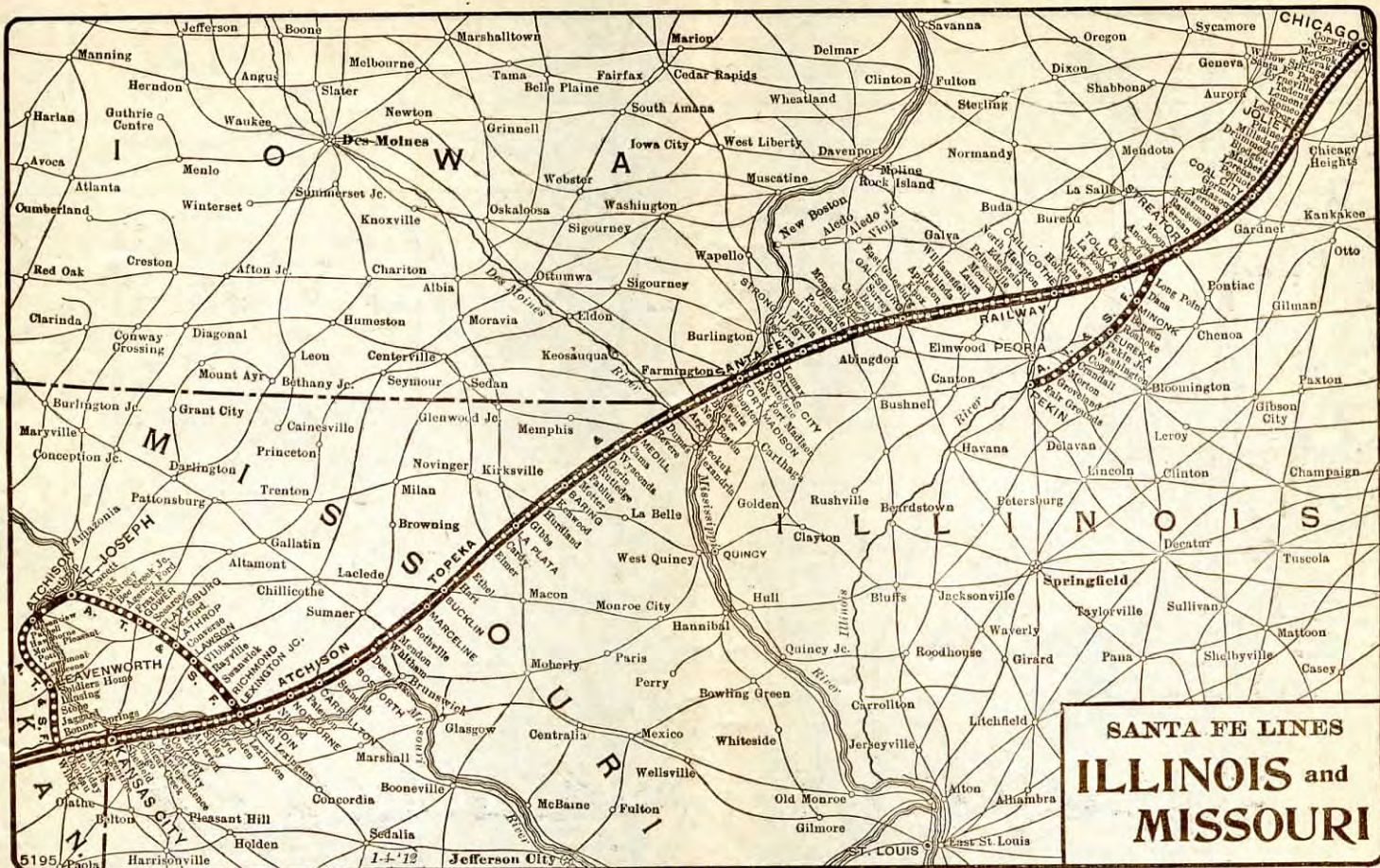
SANTA FE LINES
TEXAS
AND
LOUISIANA



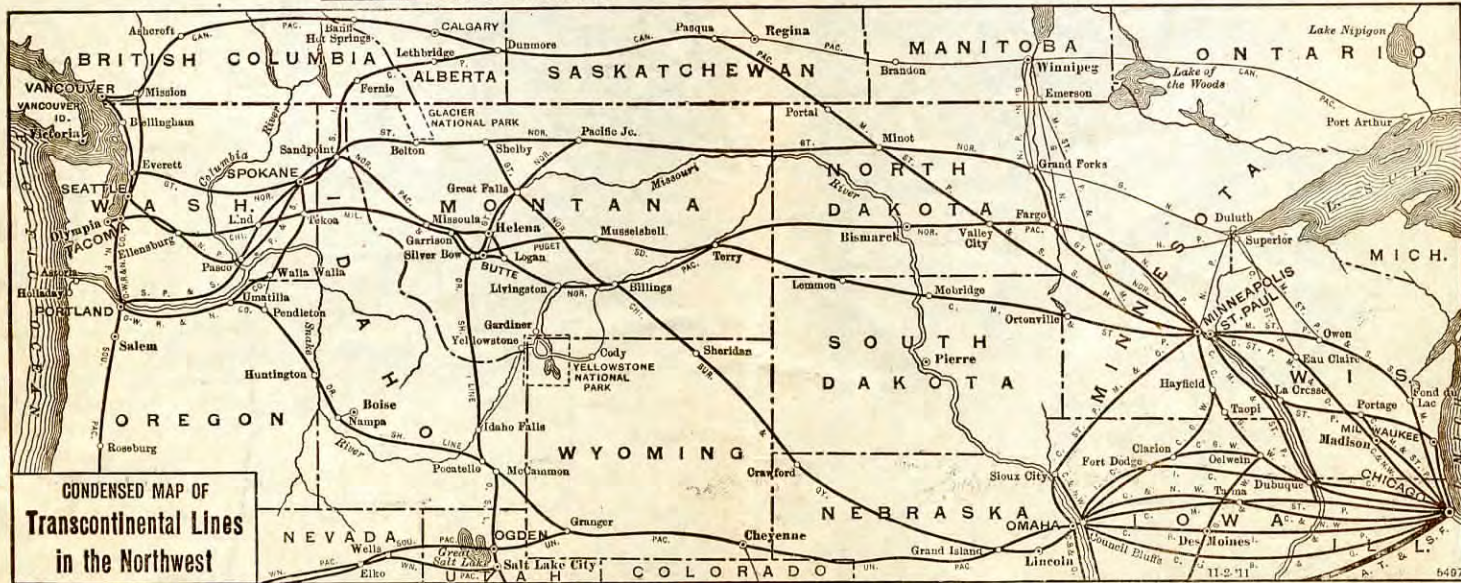


SANTA FE LINES
KANSAS and
OKLAHOMA

— A.T. & S.F. Ry. System, Through Lines - - - - - Lines Under Construction = = = = = Double Track



Double Track

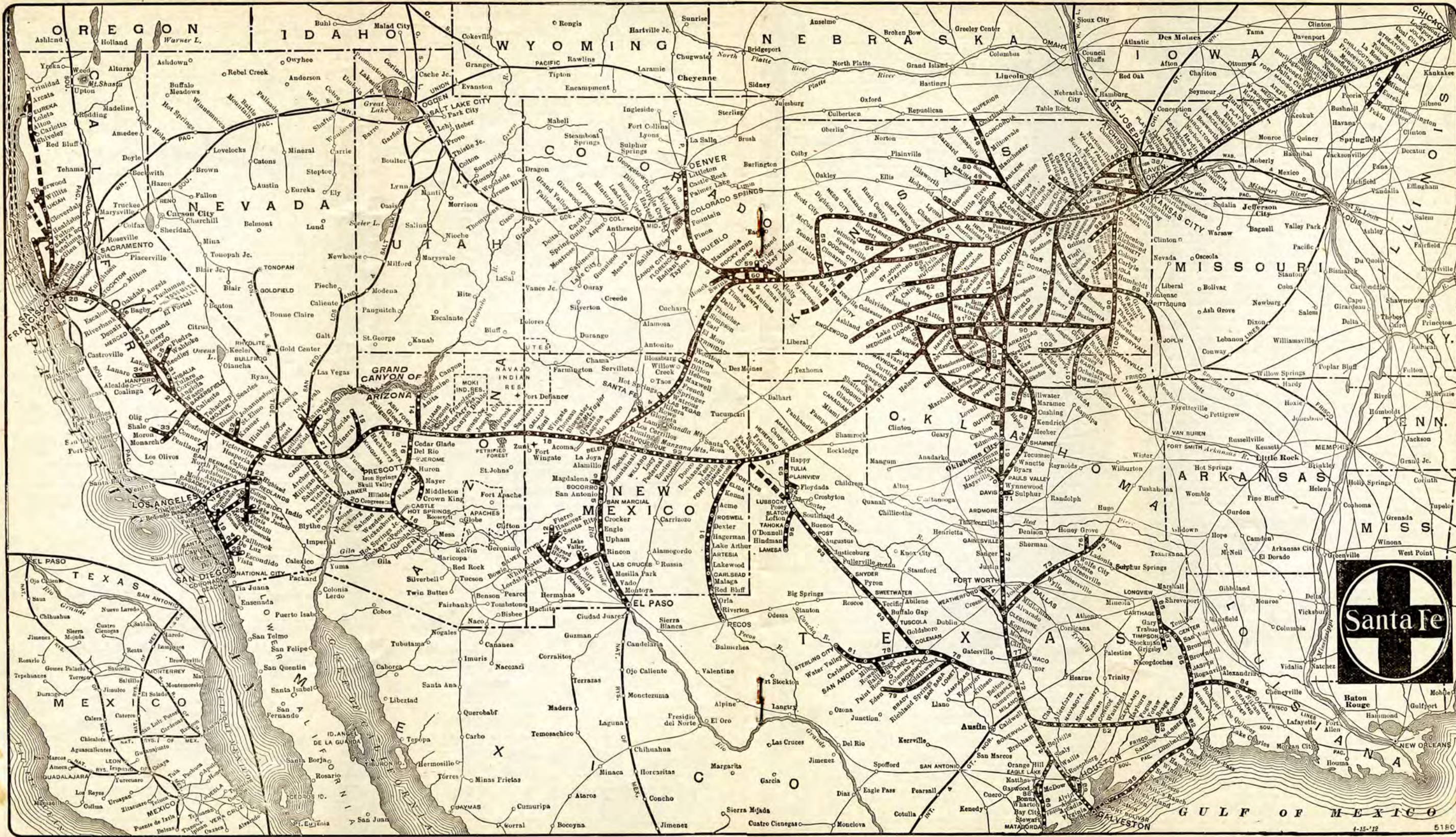


WELLS FARGO & CO EXPRESS

Operates on the entire Santa Fe System. Express service from Ocean to Ocean and from the Lakes to the Gulf; also throughout the Republic of Mexico and connections to Europe. Facilities unequalled. Passengers' baggage carried in bond without examination at original port of entry.

TRAVELERS' CHECKS A most convenient and practical method of carrying funds on trips in this country and abroad. These Checks are payable at Express Offices, Banks, Hotels, Tourist Agencies, and by Merchants throughout the civilized world, without discount or commission. The holder's signature is the only identification required and if the Checks are lost or stolen the amount will be refunded upon execution of a satisfactory indemnity bond.

DOMESTIC OR FOREIGN REMITTANCES Wells Fargo & Co also issue Money Orders for remittances to all parts of the world at very low rates.



A.T. & S.F. Ry. System, Through Lines ———— Lines Under Construction ———— Double Track
PACIFIC TIME: West of Ogden, El Paso, and Seligman. **MOUNTAIN TIME:** Between Ogden, Seligman, Deming, El Paso, Clovis, and Dodge City. **CENTRAL TIME:** East of Dodge City and Clovis.



PROFILE OF THE SANTA FE, CHICAGO TO CALIFORNIA.

ALTITUDE OF PRINCIPAL STATIONS.

Missouri River and East.	Guthrie	932	Lubbock	3106	Palmer Lake	7216	Silver City	5885	Prescott	5304	Redlands	1851	
Chicago	Oklahoma City	1189	McGregor	713	Pueblo	4641	Socorro	4571	Seligman	5233	Riverside	877	
Ft. Madison	Pauls Valley	884	Morgan	721	Trinidad	5972	Springer	5769	Skull Valley	4244	Sacramento	30	
Galesburg	Perry	989	Navasota	215	New Mexico.			Texico	4138	Summit	6085	San Bernardino	1077
Joliet	Ripley	812	Fan Handle	8443	Albuquerque	4935	Vaughn	5952	Wickenburg	2077	San Diego	13	
Kansas City	Shawnee	1008	Paris	555	Belen	4788	Willard	6083	Williams	6748	San Francisco	6	
La Plata	Tulsa	697	Plainview	3870	Carlsbad	3100	Arizona.			Winslow	4848	Santa Monica	79
St. Joseph	Woodward	1893	San Angelo	1847	Clovis	4218	Adamana	5277	California.			Stockton	17
Kansas.			San Antonio	672	Continental Divide	7228	Ash Fork	5128	Bagdad	767	Summit (Cajon Pass)	3820	
Arkansas City	Alvin	49	Temple	710	Deming	4315	Bouse	995	Bakersfield	404	Tehachapi	3828	
Coolidge	Amarillo	3650	Weatherford	1005	Galup	4843	Canyon Diablo	5421	Barstow	2103	Upland	1210	
Dodge City	Ballinger	1630	Colorado.			Glorieta	7421	Castle Hot Springs	1970	Cajon	2909	Victor	2716
Great Bend	Beaumont	20	Buena Vista	8254	Faywood	4530	Crown King	5821	Congress Junction	300	Fresno	296	
Hutchinson	Brenham	332	Canon City	5309	Ft. Sumner	4048	Flagstaff	6885	Grand Canyon	1000	Goffs	2580	
Lawrence	Brownwood	1342	Colorado Springs	5975	Laguna	5738	Holbrook	7000	Hanford	233	Hesperia	3173	
Newton	Canyon	3562	Cripple Creek	9525	Lamy	6458	Jerome	4527	Highland	1315	Los Angeles	267	
Syracuse	Dallas	480	Denver	5173	Las Cruces	3875	Kingman	3393	Mayer	4371	Mojave	173	
Topeka	El Paso	3687	Georgetown	8587	Las Vegas	6706	Raton	6627	Nogales	383	Needles	476	
Wichita	Farwell	4138	Glenwood Springs	5800	Las Vegas Hot Spgs	6358	Raton Tunnel	7808	Parker	439	Orange	163	
Oklahoma.			Idaho Springs	7543	Mountainair	6470	Roswell	3585	Peach Springs	4796	Pasadena	824	
Alva	Galveston	745	La Junta	4047	Raton	6627	San Marcel	4459	Phoenix	1074	Mexico.		
Ardmore	Goldwater	1581	Lamar	3603	Roswell	3585	Santa Fe	6989	Agua Calientes			6500	
Bartlesville	Houston	50	Leadville	10,038	San Marcel	4459	Carbo			1532	Chihuahua	4800	
			Lampasas	1025	Mantou	6412	Hermosillo			693	Magdalena	1460	
									Mexico City	3300	San Luis Potosi	6118	
									Orizaba	6118	Torreón	3700	

MILEAGE OF LINES OPERATED BY THE SANTA FE.

The Atchison, Topeka & Santa Fe Ry.	5,827.61 miles.	Pecos & Northern Texas Ry.	478.67 miles.	Gulf & Interstate Ry. of Texas	71.97 miles.
The A. T. & S. Fe Ry.—Coast Lines	2,009.60 "	Pecos River R. R.	54.24 "	Concho, San Saba & Llano Val. R. R.	60.15 "
The A. T. & S. Fe Ry.—S. F. P. & P. Lines	364.23 "	Gulf, Colorado & Santa Fe Ry.	1,597.01 "	Rio Grande & El Paso R. R.	20.21 "
Southern Kansas Ry. of Texas	124.92 "	The Texas & Gulf Ry.	96.14 "	Grand Canyon Ry.	64.02 "
				Grand Total Mileage	10,768.77 miles.

GENERAL INFORMATION

Adjustment of Fares—In the event of any disagreement with the conductor concerning tickets, privileges allowed, etc., passengers should pay the conductor's claim, take his receipt, and refer the case for adjustment to the General Passenger Agent. The conductor has no discretionary powers, but is governed by rules which he is not authorized to change.

Baggage—Personal baggage, not exceeding 150 lbs. in weight, will be checked free for each passenger presenting full ticket and 75 lbs. on each half ticket. Half tickets presented with clergy permits will be treated as full tickets. Passengers holding trans-Pacific tickets or orders for same when presented with railroad tickets will entitle passenger to 350 lbs. of baggage on each whole ticket, 175 lbs. on each half ticket. Baggage will be checked to Pacific Coast terminal, where it must be rechecked to destination. No single piece of baggage exceeding 250 lbs. will be checked. The Trans-Pacific allowance does not apply to passengers holding orders for transportation on U. S. Government transports.

Baggage in excess of the free allowance will be charged for in accordance with published tariffs. As baggage agents are required to examine tickets before checking baggage, tickets should be purchased and baggage presented at least twenty minutes before leaving time of train. Passengers should make a note of the numbers of baggage checks and mark their baggage with their names and addresses. The Company is not responsible for baggage or parcels left in stations or in cars.

It is unlawful for the railroad to transport baggage containing fireworks or other like explosives and dangerous articles.

Bicycles and Tricycles (not motorcycles) and **Baby Carriages** will be charged for at a minimum rate of 50 lbs. excess baggage for each piece, no charge to be less than 25 cents. Locally in Colorado, one bicycle or one tricycle will be checked for each passenger as part of the 150 lbs. free allowance.

Caution—Passengers will often avoid considerable trouble in settlement of claims for lost tickets if memorandum is made at the time of purchase, of the form, number, date, place of sale and destination.

Chair Cars—Comfortable reclining chair cars are run every day in the year on through Express trains between Chicago, Los Angeles, and San Francisco, and also on through trains between other principal points on Santa Fe lines. They are accompanied by porters whose duty it is to look after the comfort of passengers. Seats in these cars are free to passengers holding either first or second class through tickets.

Children's Fares—Children under five years of age in charge of a competent person are carried free; those five and under twelve years are required to pay half fare; and those twelve years of age and over, full fare. The law requires the passenger to pay, and the railroad company to collect, published tariff fares for children, and penalties are provided for failure to do so.

Dogs—(a) Dogs not exceeding twenty-five dollars (\$25.00) in value, when not intended for exhibition, bench shows or field trials, if muzzled and provided with properly fitting collar and strong leash, or in crates, and if accompanied by owner or caretaker, will be checked and transported in baggage cars and charge made at regular excess baggage rates for gross weight. The minimum charge for each dog on leash or for each crate containing one or more dogs, will be the regular charge for one hundred (100) pounds of excess baggage between the same points except that dogs will not be checked beyond junction points where wagon transfer is required.

(b) Dogs do not form any part of the baggage allowance.

(c) Dogs exceeding twenty-five dollars (\$25.00) in value or intended for exhibition, bench shows, or field trials, will not be transported in baggage service.

(d) Dogs, when part of theatrical company's property, will be carried according to instructions governing the transportation of public entertainment paraphernalia.

Guns (unloaded) in cases, **Saddles** in bags, **Golf, Cricket, Baseball** and other Club paraphernalia, in closed receptacles when accompanied by passenger, may be transported in baggage cars at owner's risk, and included in weight of passenger's baggage.

Local Tickets of this Company's issue must be used on or before midnight of the day following date stamped on ticket, and will be honored only for continuous passage.

Lost Articles should be inquired for through General Passenger Agent, Topeka, Kas.; Galveston, Tex.; Amarillo, Tex.; Asst. Gen. Baggage Agent, Los Angeles, Cal., or nearest ticket agent.

Lost Tickets—A person losing his ticket is out of pocket the value thereof, the railroad company being under no obligation to furnish another in its place, nor to allow the passenger to ride free. If a memorandum of the description of the ticket has been made and is given to the conductor, he will take steps to prevent the lost ticket from being used. By writing to the General Passenger Agent, explaining the circumstances and enclosing receipt for fare paid, if the ticket is found and returned unused, the fare will be refunded.

Mixed Trains—Carry both freight and passengers, and though run as nearly as possible on schedule time they are liable to be delayed. Baggage is carried only on such trains of this class as are provided with baggage cars, in the absence of which it will be accepted for shipment only on other passenger trains, or as freight in the usual manner.

Parcel Rooms—Parcel rooms will be found at the principal stations, where packages, hand baggage, etc., may be checked and cared for at a nominal charge.

Purchasing Tickets—Passengers are respectfully requested to purchase tickets before entering cars. Tickets should be procured only at regular ticket offices. Numerous expired, lost, stolen or counterfeit tickets are in the hands of unauthorized persons. No responsibility attaches to a railroad company for refusal to accept such tickets for passage, and, if presented, Conductors are instructed to take them up and collect fares.

Special Cars—Chartered sleepers, special or private cars, will be hauled over these lines for eighteen authorized fares, provided not more than eighteen persons occupy a car; each person in excess of eighteen must hold proper transportation.

Standards of Time used—Central time is used on all divisions of the Santa Fe east of Dodge City, Kans., and Clovis, N. M. West of these points and east of Seligman, Ariz., mountain time, which is one hour slower than central time, is used. Beyond Seligman, Ariz., Pacific time, which is two hours slower than central time, is used.

Storage—Storage will be charged on each piece of baggage either in or out-bound, checked or not checked, remaining at a station over twenty-four hours; except that baggage received any time Saturday will be held until same hour Monday. Baggage received any hour Sunday will be held until midnight Monday without charge, but if baggage is not claimed within such periods, then Sunday shall be included in computing the charge. This exception will also apply to legal holidays.

Tickets Redeemed—Tickets wholly or partially unused will be redeemed on the basis of charging the lowest lawfully published fares for the service performed, and patrons can address claims for refund to the nearest of the following Passenger officials: J. M. Connell, General Passenger Agent, A. T. & S. F. Ry., Topeka, Kan.; Jno. J. Byrne, Asst. Pass. Traffic Mgr., Los Angeles; W. S. Keenan, Gen. Pass. Agt., G. C. & S. F. Ry., Galveston, Tex.; J. Brinker, Gen. Pass. Agt., So. Kansas Ry. of Tex.; P. & N. T. Ry., and Pecos River R. R., Amarillo, Tex.; P. P. Hastings, Gen. Pass. Agt., A. T. & S. F. Ry., S. F. P. & P. Lines, Prescott, Ariz. Tickets may also be surrendered to nearest ticket agent of the Santa Fe Lines who will transmit to his General Passenger Agent for refund. Refunds will only be made to original purchasers.

Table 1 (Continued) - Train schedule for stations including Whitham, Dean Lake, Bosworth, Standish, Carrollton, Palemon, Norborne, Nimrod, Hardin, Lexington June 38, Camden, Floyd, Sibley, Atherton, Eton, Courtney, Cement City, Sugar Creek, Congo, Sheffield, Grand Avenue, and Kansas City (U.D.).

Table 2 - Train schedule for stations including Kansas City 1, 90, Argentine, Turner, Morris, Holliday 35, 41, 90, Choteau, Wilder, Friable, Corliss, De Soto, Weaver, Eudora, Noria, Lawrence 40, Lake View, Leocompton, Grover, Spencer, Tecumseh, Topeka 42, 45, Topeka, Pauline, Wakarusa, Carbondale, Scranton, Burlingame 43, Peteron, Onage City 48, Barclay, Reading, Lang, Emporia 39, 47, Emporia 95, Plymouth, Saffordville, Ellinor, Strong City 44, 48, Neva, Elmdale, Bader, Clements, Cedar Point, Florence 51, 52, Wagner, Horners, Peabody, Braddock, Walton, Newton 56, 61, Newton, Mission, Halstead, Paxton, Burrton, Kent, Hutchinson 55, 57, Yaggy, Nickerson, Sterling, Alden, Raymond, Clarendon, Ellinwood 52, Dartmouth, Great Bend 58, Dundee, Pawnee Rock, Larned 54, Hamburg, Garnfield, and Nettleton.

Table 3 - Train schedule for stations including Kinsley 55, Kinsley, Tart, Offerle, Bellefont, Sporeville, Wright, Beeson, Ar Cent. Dodge City Time, Ar Mt. Dodge City Time, Sears, Howel, Wetlick, Charron, Ingalls, Charleston, Pierceville, Mansfield, Garden City 58, Holcomb, Deerfield, Lakin, Highland, Sutton, Kendall, Mayline, Syracuse, Medway, Coolidge, Holly 59, Anily, Byron, Granada, Koen, Grote, Morse, Lamar 60, Prowers, Martin, Cardona, Filton, Keller, Las Animas 59, Riverdale, Hadley, Casa, and La Junta 3, 4, 59.

Table 4 - Train schedule for stations including La Junta 2, 4, 59, Swink, Newdale, Rocky Ford, Wietzer, Manzanola, Elder, Fowler, Nevada, Boone, Avondale, Nyberg, Devine, Baxter, Pueblo, U. D. 6, Pueblo, U. D. Ar, Herrick, Bragdon, Pinnon, Henkel, Buttes, Hall, Fountain, Crews, Skippers, Colorado Springs, Colorado Springs, Pikeview, Breed, Sommers, Husted, Pring, Monument, Palmer Lake, Spruce, Greenwood, Parkspur, Tomah, Castle Rock, King, Sedalia, Gann, Aequia, Scriby, Littleton, Military Post, and Denver 11, 12.

Numbers against stations refer to tables showing connecting trains. For explanation of reference marks see page 12.

Table 4: Train schedule for Pueblo, Rockvale and Cañon City. Columns include Daily, 1 Daily, 3 Daily, 10 Daily, 2 Daily, 4 Daily, 8 Daily, and Read up. Rows list stations from La Junta to San Marcial with corresponding times.

Pueblo, Rockvale and Cañon City. Parlor cars are carried on all trains on this Branch. Table 6: Schedule for Pueblo, U. D. 3, Cañon Junction, Lively, Carter's, Taylor's, Woodruff, Portland, Florence, Clelland, Rockvale, Brewster, Brookside Jct., Cañon City.

Dillon and Blossburg. Table 7: Schedule for Dillon 4, Blossburg.

Lamy and Santa Fe. Table 8: Schedule for Lamy 4, Santa Fe.

Socorro and Magdalena. Table 9: Schedule for Socorro 5, Billings, Clew, Water Canyon, Magdalena. Table 10: Schedule for Nutt 11, Osceola, Lake Valley.

Rincon, Deming and Silver City. Table 11: Schedule for Rincon 5, Hatch, Hockett, Easley, Nutt 10, Florida, Mirage, Deming, Whiney, Spalding, Faywood, Whitewater 12, Hawkins, Silver City.

Whitewater and Fierro. Table 12: Schedule for Whitewater 11, Apache Tejuo, Bayard, Hanover Jc. 13, Hanover Jc., Fierro.

Hanover Jc. and Santa Rita. Table 13: Schedule for Hanover Jc. 12, San Jose, Cobre, Ernest, Santa Rita.

Numbers against stations refer to tables showing connecting trains. For explanation of reference marks see page 12.

Table 5: Train schedule for Albuquerque 4, 8, 9, 2. Columns include 810 Daily, 812 Daily, 816 Daily, 818 Daily, 820 Daily, 826 Daily, 828 Daily, 826 Daily, 828 Daily, 826 Daily, 828 Daily. Rows list stations from Albuquerque to San Marcial.

Grand Canyon Ry. Table 14: Schedule for Williams 14, Pitt, Red Lake, Quivero, Valle, Willaha, Anita, Apta, Coconino, Grand Canyon.

Western Arizona Ry. Table 15: Schedule for Kingman 18, McConno, Union, Cerbat, Mineral, Chloride.

A. T. & S. F. Ry.—S. F. P. & P. Lines. Ash Fork and Phoenix. Table 16: Schedule for Ash Fork 18, Meath, Rock Butte, Cedar Glade, Valley, Del Rio, Jerome Jct., Granite, P. & E. Co., Prescott 17, Prescott, Alto, Iron Springs, 12 Mile Spur, Ramagate, Skull Valley, Grand View, Hillside, Date Creek, Piedmont, Congress Jc., Flores, A. & C. Jc., Wickburg 20, Wickenburg, Brills, Hot Spgs Jc., Nade, Beardsley, Marinette, Peoria, Glendale, Alhambra, Phoenix.

A. T. & S. F. Ry.—S. F. P. & P. Lines. Prescott, Crown King and Poland. Table 17: Schedule for Prescott 16, P. & E. Co., Humboldt, Chert Creek, Huron, Poland Jc., Poland Jc., Mayer, Cordes, Turkey Creek, Middleton, Crown King, Poland Jc., Henrietta, Exeter, Providence, Poland.

(Continued next page)

San Bernardino, San Jacinto, and Temecula.

Read down: 521 Ex. Sun., 535 Daily, 519 Ex. Sun., 505 Daily, Mls., 506 Ex. Sun., 520 Ex. Sun., 532 Ex. Sun., 536 Ex. Sun., 522 Ex. Sun., 534 Ex. Sun., 535 Ex. Sun.

Read up: 506 Ex. Sun., 520 Ex. Sun., 532 Ex. Sun., 536 Ex. Sun., 522 Ex. Sun., 534 Ex. Sun., 535 Ex. Sun.

Table 25: Los Angeles, S. Bernardino, Colton, Highgrove 26, Riverside, Highgrove, Box Springs, Alessandro, Val Verde, Lakeview Jct., Perris, Perris, Ethelac, Menifee, Winchester, Egan, Hemet, San Jacinto, Perris, Elsinore Jc., Elsinore, Elsinore Jc., Wildomar, Murrieta, Linda Rosa, Temecula.

Oceanside and Escondido.

Read down: 86 Ex. Su., 90 Daily, Mls., 81 Daily, 85 Ex. Su.

Read up: 81 Daily, 85 Ex. Su.

Table 29: Los Angeles, San Diego, Oceanside 19, 23, 24, Escondido Junction, Palda, Vista, Buena, San Marcos, Richland, Escondido.

San Bernardino, Fullerton and Los Angeles.

Read down: 55 Daily, 53 Daily, 51 Daily, 17 Daily, Mls., 50 Daily, 52 Daily, 54 Daily, 56 Daily.

Read up: 50 Daily, 52 Daily, 54 Daily, 56 Daily.

Table 26: Lv San B'd'n 18, 22, 23, 25, Colton, Highgrove 25, Riverside, Corona, Alhambra, Alhambra, Corona, Prado, Gypsum, Yorba, Richfield, Fullerton, Orange 19, 23, Anaheim, Fullerton, Northam, La Mirada, Santa Fe's, Los Nietos, Rivera, Bandini, Hobart, Los Angeles 18, 19, 23, 30.

Corcoran and Fresno.

Read down: 21 Daily, 5 Daily, 31 Daily, Mls., 22 Daily, 20 Daily, 26 Daily.

Read up: 22 Daily, 20 Daily, 26 Daily.

Table 31: Lv Corcoran 23, 27, Waukena, Palge, Bobb, Tulare, Swall, Tokay, Visalia, Peral, Yettum, Cutler, Sultans, Tokay, Dinuba, Reedley 35, Laciac, Parlier, Miley, Del Rey, Wolf, Long Star, Cecille, Calwa, Fresno 23, 27.

Barstow and San Francisco.

Read down: 11 Daily, 15 Daily, 5 Daily, 3 Daily, 7-9 Daily, 1-7 Daily, Mls., 4 Daily, 16 Daily, 2 Daily, 10 Daily, 12 Daily.

Read up: 4 Daily, 16 Daily, 2 Daily, 10 Daily, 12 Daily.

Table 27: Lv Chicago, Kansas City, Barstow, Hinkley, Bada, Jimgrey, Ar Kramer 23, 32, Solon, Muroc, Fluh, Bissell, Plano, Mojave, Kern, Bakersfield 23, 33, Bakersfield, Jastro, Rosedale, Shafter, Wasco, Pond, Kernell, Allensworth.

Kramer and Johannesburg.

Read down: 11 Daily, Mls., 12 Daily.

Read up: 12 Daily.

Table 32: Los Angeles, San Francisco, Barstow, Kramer 23, 27, Fremont, St. Elmo, Atolla, Johannesburg.

Richmond and Oakland.

Read down: 103 Daily, 105 Daily, 331 Daily, 313 Daily, 341 Daily, 315 Daily, 309 Daily, 311 Daily, Mls., 312 Daily, 310 Daily, 308 Daily, 314 Daily, 332 Daily, 316 Daily, 142 Daily, 102 Daily, 104 Daily.

Read up: 312 Daily, 310 Daily, 308 Daily, 314 Daily, 332 Daily, 316 Daily, 142 Daily, 102 Daily, 104 Daily.

Table 28: Lv Richmond 23, 27, Sixth St., Schmidt, Berkeley, Oakland, Richmond, Elmer, Woodbro, Hills, Holt, Quito, Trull, Middle River, Orwood, Wagner, Gantley, Knighten, Oakley, Antioch, Hooper, Pittsburg, Ambrose, Nicholas, Bay Point, Woodbury, Malibu, Vine Hill, Muir, Glen Frazer, Christie, Luzon, Hercules, Pinole, Woodbury, San Pablo, Richmond 23, 27, Richmond, Oakland, Richmond A.V., Ferry Point, San Francisco.

Sunset Railway.

Read down: 64-154 Daily, 52-152 Daily, Mls., 151-51 Daily, 153-53 Daily.

Read up: 151-51 Daily, 153-53 Daily.

Table 33: Bakersfield 23, 27, Kern, Gosford, Artwood, Conner, Millux, Ryan, San Emidio, Pentland, Pentland, Hazleton, Monarch, Pentland, Kerto, Signa, Midway, Fellow, State.

Richmond and Oakland.

Read down: 103 Daily, 105 Daily, 331 Daily, 313 Daily, 341 Daily, 315 Daily, 309 Daily, 311 Daily, Mls., 312 Daily, 310 Daily, 308 Daily, 314 Daily, 332 Daily, 316 Daily, 142 Daily, 102 Daily, 104 Daily.

Read up: 312 Daily, 310 Daily, 308 Daily, 314 Daily, 332 Daily, 316 Daily, 142 Daily, 102 Daily, 104 Daily.

Table 28: Lv Richmond 23, 27, Sixth St., Schmidt, Berkeley, Oakland, Richmond, Elmer, Woodbro, Hills, Holt, Quito, Trull, Middle River, Orwood, Wagner, Gantley, Knighten, Oakley, Antioch, Hooper, Pittsburg, Ambrose, Nicholas, Bay Point, Woodbury, Malibu, Vine Hill, Muir, Glen Frazer, Christie, Luzon, Hercules, Pinole, Woodbury, San Pablo, Richmond 23, 27, Richmond, Oakland, Richmond A.V., Ferry Point, San Francisco.

Riverbank and Oakdale.

Read down: 214 Daily, 210 Daily, 212 Daily, 218 Daily, 236 Daily, Mls., 281-31 Daily, 207-74 Daily, 243-5 Daily, 2-5 Daily.

Read up: 281-31 Daily, 207-74 Daily, 243-5 Daily, 2-5 Daily.

Table 36: Lv San Francisco, Riverbank, Riverbank 23, 27, Oakdale, Tuolumne, Angels.

67 Numbers against stations refer to tables showing connecting trains. For explanation of reference marks see page 12.

68 NOTE—No. 11 carries Pullman drawing-room seats per and chair car, Bakersfield to San Francisco. Pullman drawing-room sleeper, Merced to San Francisco and Oakland (from El Portal).

69 Numbers against stations refer to tables showing connecting trains. For explanation of reference marks, see page 12.

70

71

72

73

74

75

76

77

78

79

80

81

82

83

84

85

86

87

88

89

90

91

92

93

94

95

96

97

98

99

100

101

102

103

104

105

106

107

108

109

110

111

112

113

114

115

*** San Francisco Terminals.**

Passengers for Mare Island Navy Yard or North Vallejo Wharf are carried direct to the Navy Yard via Steamer Montezuma from either Ferry Point or San Francisco. Steamers will not stop at terminals on San Francisco Bay, one at Ferry Point, the other at Oakland, both connected by ferry with San Francisco. "San Pablo" and "San Pedro" ferries run between Ferry Point and San Francisco; free fare to holders of railroad tickets. "Key Route" is made with electric trains from Oakland (40th St. and San Pablo Ave.) and San Francisco; fare 10 cents. All westbound trains run to Ferry Point; connecting local trains Richmond to Oakland. Eastbound trains 2 and 4 start from Oakland, running via Ferry Point, connecting with Ferry Point with "San Pablo" or "San Pedro" ferries leaving San Francisco 8:00 p. m. and 8:30 p. m. Train 10 leaves from Ferry Point on arrival of ferry leaving San Francisco 9:00 a. m. Train 310 leaves Oakland, 40th St. and San Pablo Ave., 9:20 a. m., connecting with No. 10 at Richmond. No. 42 starts from Ferry Point, connecting with local trains Oakland to Richmond. Ferry steamer leaves San Francisco at 5:30 p. m. to connect with train No. 4, California Limited, at Ferry Point. Sleepers on train No. 4 are ready for occupancy at Oakland depot, 8:00 p. m. Passengers from San Francisco for this train may, if they desire, take the Key Route ferry at 8:00 p. m. to Oakland. The Angel Train No. 16 leaves Oakland 4 p. m. daily running via Ferry Point, where connection is made with Ferry Steamer from San Francisco. Ferry leaves San Francisco 4 p. m. Train No. 15 "The Saint" runs direct to Ferry Point connecting with San Francisco Ferry—thence to Berkeley and Oakland via Richmond.

Laton & Western Ry.

Read down: 97 Ex. Sun., 99 Ex. Sun., Mls., 98 Ex. Sun., 96 Ex. Sun.

Read up: 98 Ex. Sun., 96 Ex. Sun.

Table 34: Laton 23, 27, Clint, Cornwell, Gepford, Latane.

Reedley and Peirda.

Read down: 95 Ex. Sun., Mls., 94 Mixed Ex. Sun.

Read up: 94 Mixed Ex. Sun.

Table 35: Reedley 31, Darwin, Vino, Waitoke, Minkler, Okhurst, Peirda.

COLONIZATION DEPARTMENT.

There is no system of railway lines that cover so much of the southwestern country as do those of the Santa Fe. Many of the greatest enterprises of the Government Reclamation Service—many of the desert valleys of which private enterprise has already made orchards and gardens—are on these Santa Fe lines. Also immense tracts of cheap lands, such as Southwest Kansas, the Texas Panhandle, Western, Central and Southern Texas—all destined to be occupied and farmed.

It is the purpose of the Colonization Department to keep actively in touch with the general public in all that pertains to opportunity in this new country which under changed conditions is rapidly coming under the control of the modern American farmer. The older quarter-section of land in a rainy country is equally a thing of memory. New methods and ideas have taken the place of the old ways.

Prof. J. D. Tinsley, late of the New Mexico Agricultural College, and Prof. H. M. Bainer, of the Colorado Experiment Station, have been employed by the Colonization Department to advise with those farmers along the Santa Fe in the Southwest who wish to adopt the newest and most scientific methods of tillage. This is done by frequent personal visits.

The cost of this valuable service is wholly paid for by the Santa Fe.

The Santa Fe Colonization Department will as far as possible keep the enquiring public in touch with things as they are, by letter or by means of printed and illustrated literature that will be in all cases reliable and up to date.

All correspondence should be addressed to:

C. L. SEAGRAVES, General Colonization Agent
1119 Railway Exchange Chicago, Ill.

Riverbank and Oakdale.

Read down: 214 Daily, 210 Daily, 212 Daily, 218 Daily, 236 Daily, Mls., 281-31 Daily, 207-74 Daily, 243-5 Daily, 2-5 Daily.

Read up: 281-31 Daily, 207-74 Daily, 243-5 Daily, 2-5 Daily.

Table 36: Lv San Francisco, Riverbank, Riverbank 23, 27, Oakdale, Tuolumne, Angels.

Atchison, Topeka and Santa Fe Railway—Branches.

Read down

Streator and Pekin.

Read up

13 Daily		Mis.	Table 37		14 Daily	
12.30 PM	9.37 PM	.0	Lv. Chicago	Ar	9.00 AM	
3.37 PM	9.38 Ar		Lv. Streator	Lv	9.50 AM	
3.43 PM	99.8		Lv. Streator 1	Ar	9.45 AM	
3.47 PM	99.9		Lv. Moon	Ar	9.31 AM	
3.55 PM	102.7		Lv. Ancona	Ar	9.23 AM	
4.06 PM	107.2		Lv. Long Point	Ar	9.12 AM	
4.21 PM	113.2		Lv. Dana	Ar	9.00 AM	
4.35 PM	119.1		Lv. Minook	Ar	8.51 AM	
4.49 PM	124.6		Lv. Benson	Ar	8.38 AM	
5.05 PM	131.2		Lv. Rookoke	Ar	8.30 AM	
5.23 PM	138.1		Lv. Eureka	Ar	8.23 AM	
5.30 PM	141.2		Lv. Washington	Ar	8.08 AM	
5.35 PM	143.6		Lv. Cooper	Ar	7.53 AM	
5.41 PM	145.9		Lv. Crandall	Ar	7.46 AM	
5.50 PM	149.5		Lv. Morton	Ar	7.40 AM	
6.10 PM	157.9		Lv. Groveland	Ar	7.30 AM	
			Lv. Pekin	Lv		
			Via T. P. & W. RY.			
9.56 PM	131.2	Lv.	Eureka	Ar	8.17 AM	
10.30 PM	150.0	Ar.	Peoria	Ar	7.40 AM	

Read down

Lexington Jct. and St. Joseph.

Read up

21 Daily		25 Daily	Mis.	Table 38		26 Daily	22 Daily
		6.47 AM	.0	Lv. No. Lexington	Ar	6.47 AM	
		7.02 AM	3.8	Lv. Lexington Jc.	Lv	6.32 AM	
6.00 PM	9.00 PM	10.40 PM	42.8	Lv. Kansas City	Ar	9.15 PM	
9.30 AM	6.00 PM	6.45 AM	415.7	Lv. Lexington Jc.	Lv	7.35 PM	
7.35 PM	6.45 AM			Lv. Chicago	Ar	7.28 PM	
7.40 PM	7.07 AM			Lv. Lexington Jc. 1	Lv	7.20 PM	
7.55 PM	7.21 AM	5.1	Ar.	Lv. Richmond	Lv	7.05 PM	
	7.34 AM	9.9	Lv.	Lv. Swanwick	Ar	6.50 PM	
	7.44 AM	13.6	Ar.	Lv. Rayville	Ar	6.40 PM	
	7.55 AM	19.3	Ar.	Lv. Vibbard	Ar	6.26 PM	
	8.09 AM	24.8	Ar.	Lv. Lawson	Ar	6.12 PM	
	8.24 AM	30.9	Ar.	Lv. Converse	Ar	5.57 PM	
S.J. & G. I. 101 Daily	8.35 AM	35.7	Ar.	Lv. Lathrop	Ar	5.43 PM	
	8.43 AM	38.9	Ar.	Lv. Wexford	Ar	5.30 PM	
	8.58 AM	43.8	Ar.	Lv. Plattsburg	Ar	5.15 PM	
5.42 PM	9.06 AM	46.9	Ar.	Lv. Scearces	Ar	5.07 PM	
	9.20 AM	53.1	Ar.	Lv. Gower	Ar	4.57 PM	
	9.30 AM	57.6	Ar.	Lv. Frazier	Ar	4.47 PM	
	9.44 AM	61.8	Ar.	Lv. Agency Ford	Ar	4.30 PM	
	9.50 AM	65.9	Ar.	Lv. Bee Creek Jc.	Ar	4.20 PM	
	9.53 AM	68.6	Lv.	Lv. Matney	Ar	4.08 PM	
		71.4	Ar.	Lv. Ajax	Ar	4.22 PM	
		73.1	Ar.	Lv. Connett	Ar		
6.22 PM	9.50 AM	10.05 AM		Lv. St. Joseph 45	Lv	4.10 PM	9.10 AM

Read down

Kansas City, North Ottawa and Emporia.

Read up

203 Daily		201 Daily	111 Ex. Su.	15 Daily	11 Daily	7 Daily	Mis.	Table 39		8 Daily	112 Ex. Su.	204 Daily	202 Daily
10.45 AM	9.00 AM	4.15 PM	1.45	9.25 PM	2.35 PM		0	Lv. Kansas City	Ar	6.30 AM	10.30 AM	6.45 AM	6.30 AM
11.15 AM	9.30 AM	4.45 PM					13	Lv. Holliday 2.41.90	Ar	6.00 AM	10.00 AM	6.20 AM	6.00 AM
	9.36 AM	4.52 PM					16	Lv. Zarah	Ar	5.54 PM	9.54 PM	6.12 PM	5.53 PM
	9.44 AM	5.00 PM					19	Lv. Craig	Ar	5.48 PM	9.45 PM	6.00 PM	5.45 PM
	9.51 AM	5.07 PM					23	Lv. Snow	Ar	5.30 PM	9.30 PM	5.50 PM	5.30 PM
	10.00 AM	5.15 PM		10.20 PM	3.30 PM		26	Lv. Olathe	Ar	5.10 PM	9.10 PM	5.35 PM	5.16 PM
	10.15 AM	5.23 PM					31	Lv. Gardner	Ar	5.00 PM	9.00 PM	5.20 PM	5.08 PM
	10.30 AM	5.36 PM					35	Lv. Edgerton	Ar	4.50 PM	8.50 PM	5.08 PM	4.55 PM
	10.43 AM	5.49 PM					40	Lv. Wellsville	Ar	4.40 PM	8.40 PM	5.00 PM	4.43 PM
	10.54 AM	5.63 PM					46	Lv. Le Loup	Ar	4.30 PM	8.30 PM	4.50 PM	4.32 PM
							54	Lv. Woodlief	Ar	4.20 PM	8.20 PM	4.45 PM	4.15 PM
	1.00 PM	6.30 PM	3.20	11.10 PM	4.15 PM		57	Lv. North Ottawa 40.90	Lv	4.15 PM	8.15 PM	4.40 PM	4.10 PM
	1.05 PM	6.35 PM		1.05 PM	6.35 PM		58	Lv. Ottawa	Ar	4.05 PM	8.05 PM	4.30 PM	4.05 PM
	1.15 PM	6.50 PM		1.15 PM	6.50 PM		61	Lv. Ottawa	Ar	3.55 PM	7.55 PM	4.15 PM	3.55 PM
		7.00 PM	3.20	11.10 PM	4.20 PM		64	Lv. North Ottawa	Ar	3.45 PM	7.45 PM	4.05 PM	3.45 PM
		7.11 PM					68	Lv. Richter	Ar	3.35 PM	7.35 PM	3.55 PM	3.35 PM
		7.20 PM					72	Lv. Pomona	Ar	3.25 PM	7.25 PM	3.45 PM	3.25 PM
		7.28 PM					76	Lv. Quenemo 46	Ar	3.15 PM	7.15 PM	3.35 PM	3.15 PM
		7.35 PM					80	Lv. Maxson	Ar	3.05 PM	7.05 PM	3.25 PM	3.05 PM
		7.43 PM					84	Lv. Melvern	Ar	2.55 PM	6.55 PM	3.15 PM	2.55 PM
		7.51 PM					87	Lv. Olivet	Ar	2.45 PM	6.45 PM	3.05 PM	2.45 PM
		8.05 PM					88	Lv. Ridgerton	Ar	2.35 PM	6.35 PM	2.55 PM	2.35 PM
		8.21 PM					94	Lv. Lebo	Ar	2.25 PM	6.25 PM	2.45 PM	2.25 PM
		8.36 PM					102	Lv. Neesho Rapids	Ar	2.15 PM	6.15 PM	2.35 PM	2.15 PM
							107	Lv. Wiggam	Ar	2.05 PM	6.05 PM	2.25 PM	2.05 PM
		9.00 PM	4.45	12.35 PM	6.55 PM		113	Lv. Emporia 2.47.96	Lv	2.45 PM	6.30 PM		

Read down

Lawrence and Ottawa.

Read up

1-136 Ex. Su. Mixed		109-134 Ex. Su.	113-132 Ex. Su.	Mis.	Table 40		131-114 Ex. Su.	133-6 Ex. Su.	135-110 Ex. Su. Mixed
1.30 AM	4.30 PM	8.01 AM	.0	Lv. Kansas City	Ar	3.50 PM	6.55 PM	8.40 AM	
12.36 PM	5.44 PM	9.20 AM	40.2	Lv. Lawrence	Lv	2.22 PM	5.44 PM	8.15 AM	
3.30 PM	6.50 PM	9.05 AM	40.2	Lv. Lawrence 2	Ar	9.20 AM	6.25 PM	8.05 AM	
3.55 PM	6.05 PM	9.50 AM	46.7	Lv. India	Ar	9.03 AM	5.08 PM	7.35 AM	
4.10 PM	6.12 PM	10.12 AM	49.9	Lv. Sibleville	Ar	8.55 AM	5.00 PM	7.20 AM	
			53.5	Lv. Vinland	Ar				
			55.7	Lv. Quayle	Ar				
			61.0	Lv. Baldwin	Ar	8.40 AM	4.45 PM	6.50 AM	
			66.3	Lv. Norwood	Ar	8.27 AM	4.32 PM	6.25 AM	
			67.3	Lv. N. Ottawa 39.90	Ar	8.15 AM	4.20 PM	6.05 AM	
			67.3	Lv. Ottawa 90.98	Lv	8.11 AM	4.15 PM	6.00 AM	

Read down

Holliday and Leavenworth.

Read up

1-145 Ex. Su.		109-149 Daily	5-141 Daily	Mis.	Table 41		132-110 Daily	144-10 Daily	146-114 Ex. Su.
11.30 AM	4.50 PM	9.40 AM	.0	Lv. Kansas City	Ar	9.40 AM	5.05 PM	3.50 PM	
11.55 AM	4.55 PM	10.05 AM	13.8	Lv. Holliday	Lv	9.10 AM	4.35 PM	3.20 PM	
Mixed	Mixed	Mixed		Lv. Choteau	Ar	Mixed	Mixed	Mixed	
12.30 PM	6.22 PM	10.12 AM	13.3	Lv. Holliday 2.39.90	Ar	8.27 AM	4.29 PM	11.20 PM	
			15.0	Lv. Wilder	Ar				
			17.2	Lv. Bonner Springs	Ar				
12.52 PM	6.35 PM	10.25 AM	18.3	Lv. Jergard	Ar	8.13 AM	4.18 PM	10.25 PM	
1.00 PM	6.40 PM	10.32 AM	20.9	Lv. Stone	Ar	8.07 AM	4.12 PM	10.15 PM	
			24.9	Lv. Harvey's Spur	Ar				
			27.5	Lv. East Fairmount	Ar				
1.30 PM	7.05 PM	11.00 AM	29.1	Lv. Lansing	Ar	7.46 AM	3.50 PM	9.50 PM	
1.55 PM	7.20 PM	11.15 AM	34.0	Lv. Carr Mine	Ar	7.32 AM	3.37 PM	9.10 PM	
			35.1	Lv. Soldiers' Home	Ar				
2.05 PM	7.25 PM	11.20 AM	36.1	Lv. So. Leavenworth	Ar	7.26 AM	3.32 PM	9.00 PM	
2.10 PM	7.30 PM	11.25 AM	38.9	Lv. Leavenworth 42	Lv	7.20 AM	3.26 PM	8.52 PM	
2.15 PM	7.35 PM	11.30 AM	39.4	Lv. Leavenworth 42	Lv	7.15 AM	3.20 PM	8.45 PM	
2.45 PM			41.4	Lv. Mocene	Ar			8.25 PM	
3.08 PM			45.5	Lv. Lowmont	Ar			8.00 PM	
3.35 PM			56.9	Lv. Potter	Ar			7.05 PM	
4.05 PM			59.2	Lv. Mt. Pleasant	Ar				
4.30 PM			62.8	Lv. Hawthorne	Lv			6.40 PM	
5.00 PM			65.1	Lv. Farnell	Ar			6.30 PM	
			71.5	Lv. Atchison (U.D.) 45	Lv			6.00 PM	

Read down

Burlingame and Alma.

101 Ex. Su. Mixed		Mis.	Table 42		102 Ex. Su. Mixed	113-158 Ex. Su. Mixed	Mis.	Table 43		154-18 Ex. Su. Mixed
4.00 PM	8.01 AM	.0	Lv. Kansas City	Ar	11.00 AM	8.01 AM	0	Lv. Burlingame Lv 2 Ar	6.20 PM	
4.05 PM	8.11 AM	9.3	Lv. Burlingame Lv 2 Ar	6.20 PM	11.05 AM	8.11 AM	93	Lv. Burlingame Lv 2 Ar	6.20 PM	
4.10 PM	8.21 AM	10.6	Lv. Burlingame Lv 2 Ar	6.20 PM	11.10 AM	8.21 AM	93	Lv. Burlingame Lv 2 Ar	6.20 PM	
4.15 PM	8.31 AM	11.9	Lv. Burlingame Lv 2 Ar	6.20 PM	11.15 AM	8.31 AM	93	Lv. Burlingame Lv 2 Ar	6.20 PM	
4.20 PM	8.41 AM	13.2	Lv. Burlingame Lv 2 Ar	6.20 PM	11.20 AM	8.41 AM	93	Lv. Burlingame Lv 2 Ar	6.20 PM	
4.25 PM	8.51 AM	14.5	Lv. Burlingame Lv 2 Ar	6.20 PM	11.25 AM	8.51 AM	93	Lv. Burlingame Lv 2 Ar	6.20 PM	
4.30 PM	9.01 AM	15.8	Lv. Burlingame Lv 2 Ar	6.20 PM	11.30 AM	9.01 AM	93	Lv. Burlingame Lv 2 Ar	6.20 PM	
4.35 PM	9.11 AM	17.1	Lv. Burlingame Lv 2 Ar	6.20 PM	11.35 AM	9.11 AM	93	Lv. Burlingame Lv 2 Ar	6.20 PM	
4.40 PM	9.21 AM	18.4	Lv. Burlingame Lv 2 Ar	6.20 PM	11.40 AM	9.21 AM	93	Lv. Burlingame Lv 2 Ar	6.20 PM	
4.45 PM	9.31 AM	19.7	Lv. Burlingame Lv 2 Ar	6.20 PM	11.45 AM	9.31 AM	93	Lv. Burlingame Lv 2 Ar	6.20 PM	
4.50 PM	9.41 AM									

Atchison, Topeka and Santa Fe Railway—Branches.

Read down Strong City and Superior. **Read up**

15-309		15-307		Table 48		306-6		308-18	
Ex. Sun.	Ex. Sun.	Ex. Sun.	Mis.	Ex. Sun.	Ex. Sun.	Ex. Sun.	Ex. Sun.	Ex. Sun.	Ex. Sun.
* 1:45 AM	* 1:45 AM	* 1:45 AM	0	Lv. Kansas City	Ar	* 6:55 PM	* 7:00 AM	Lv. Strong City	Ar
* 6:20 AM	* 6:20 AM	* 6:20 AM	147.6	Ar	Lv	* 2:34 PM	* 1:45 AM	Ar	Lv
† 7:10 AM	† 6:40 AM	† 6:40 AM	147.6	Lv. Strong City 2.44	Ar	† 1:30 PM	† 5:50 PM	Lv. Strong City	Ar
	† 6:50 AM	† 6:50 AM	156.3	Ar	Lv	† 1:20 PM		Ar	Lv
	† 6:08 AM	† 6:08 AM	159.4	Lv. Rockland	Ar	† 1:01 PM		Lv. Rockland	Ar
	† 6:22 AM	† 6:22 AM	165.2	Ar	Lv	† 12:46 PM		Ar	Lv
	† 6:35 AM	† 6:35 AM	171.0	Lv. Diamond Springs	Ar	† 12:30 PM		Lv. Diamond Springs	Ar
	† 6:50 AM	† 6:50 AM	177.4	Ar	Lv	† 12:15 PM		Ar	Lv
	† 7:02 AM	† 7:02 AM	182.4	Lv. Hope	Ar	† 11:50 AM		Lv. Hope	Ar
	† 7:15 AM	† 7:15 AM	188.6	Ar	Lv	† 11:33 AM		Ar	Lv
	† 7:32 AM	† 7:32 AM	194.3	Lv. Navarre	Ar	† 11:15 AM	† 2:30 PM	Lv. Navarre	Ar
	† 7:50 AM	† 7:50 AM	203.9	Ar	Lv	† 11:00 AM	† 1:50 PM	Ar	Lv
	† 8:07 AM	† 8:07 AM	210.2	Lv. Enterprise	Ar	† 10:38 AM	† 1:20 PM	Lv. Enterprise	Ar
	† 8:28 AM	† 8:28 AM	218.8	Ar	Lv	† 10:25 AM	† 12:55 PM	Ar	Lv
	† 8:45 AM	† 8:45 AM	224.6	Lv. Abilene 49	Ar	† 10:12 AM	† 11:20 AM	Lv. Abilene 49	Ar
	† 9:00 AM	† 9:00 AM	230.2	Ar	Lv	† 10:00 AM	† 11:20 AM	Ar	Lv
	† 9:15 AM	† 9:15 AM	235.3	Lv. Talmage	Ar	† 9:40 AM	† 10:40 AM	Lv. Talmage	Ar
	† 9:40 AM	† 9:40 AM	241.8	Ar	Lv	† 9:28 AM	† 10:15 AM	Ar	Lv
	† 11:45 AM	† 11:45 AM	250.4	Lv. Manchester 50	Ar	† 9:22 AM	† 10:00 AM	Lv. Manchester 50	Ar
	† 10:00 AM	† 10:00 AM	253.9	Ar	Lv	† 9:10 AM	† 9:35 AM	Ar	Lv
	† 10:40 AM	† 10:40 AM	259.8	Lv. Longford	Ar	† 9:00 AM	† 8:30 AM	Lv. Longford	Ar
	† 10:27 AM	† 10:27 AM	265.3	Ar	Lv	† 8:42 AM	† 7:55 AM	Ar	Lv
	† 10:45 AM	† 10:45 AM	273.3	Lv. Miltonvale	Ar	† 8:30 AM	† 7:05 AM	Lv. Miltonvale	Ar
	† 11:00 AM	† 11:00 AM	279.5	Ar	Lv	† 8:15 AM	† 7:05 AM	Ar	Lv
	† 11:13 AM	† 11:13 AM	285.6	Lv. Sulphur Springs	Ar	† 8:00 AM	† 6:40 AM	Lv. Sulphur Springs	Ar
	† 11:30 AM	† 11:30 AM	293.0	Ar	Lv	† 7:47 AM	† 6:20 AM	Ar	Lv
	† 11:45 AM	† 11:45 AM	298.8	Lv. Aurora	Ar	† 7:30 AM	† 6:00 AM	Lv. Aurora	Ar
	† 12:05 PM	† 12:05 PM	305.6	Ar	Lv			Ar	Lv

Read down Abilene and Salina. **Read up**

321		319		Table 49		318		320		322	
Ex. Sun.	Ex. Sun.	Ex. Sun.	Mis.	Ex. Sun.	Ex. Sun.	Ex. Sun.	Ex. Sun.	Ex. Sun.	Ex. Sun.	Ex. Sun.	Ex. Sun.
4:05 PM	12:05 PM	8:20 AM	0	Lv. Abilene 48	Ar	7:55 AM	10:55 AM	3:10 PM			
4:25 PM	12:27 PM	8:40 AM	8.3	Ar	Lv	7:35 AM	10:30 AM	2:50 PM			
4:45 PM	12:50 PM	9:00 AM	16.3	Lv. Solomon	Ar	7:15 AM	10:10 AM	2:30 PM			
5:00 PM	1:10 PM	9:15 AM	23.2	Ar	Lv	7:00 AM	9:55 AM	2:15 PM			

Read down Manchester and Minneapolis. **Read up**

349		347		Table 50		346		348		314	
Ex. Sun.	Ex. Sun.	Ex. Sun.	Mis.	Ex. Sun.	Ex. Sun.	Ex. Sun.	Ex. Sun.	Ex. Sun.	Ex. Sun.	Ex. Sun.	Ex. Sun.
PM	AM	PM	AM	Lv. Kansas City	Ar	PM	AM	Lv. Manchester	Ar	PM	AM
† 1:45	† 8:45	† 1:45	† 8:45	Ar	Lv	† 6:55	† 7:00	Ar	Lv	† 10:25	† 12:55
Mixed		Mixed		Lv. Manchester 48	Ar	Mixed	Mixed	Lv. Manchester	Ar	Mixed	Mixed
1:30	8:50	2:25	9:35	Ar	Lv	12:15	11:45	Ar	Lv	12:15	11:45
1:57	9:05	2:50	9:30	Lv. Vine Creek	Ar	8:15	11:15	Ar	Lv	8:15	11:15
2:25	9:30	3:15	9:30	Ar	Lv	7:51	11:40	Ar	Lv	7:51	11:40
2:50	10:00	3:40	9:30	Lv. Wells	Ar	7:25	10:30	Ar	Lv	7:25	10:30
3:25	10:00	4:15	9:30	Ar	Lv	6:12	10:00	Ar	Lv	6:12	10:00
3:50	10:25	4:40	9:30	Lv. Minneapolis	Ar	6:00	9:38	Ar	Lv	6:00	9:38
4:20	10:27	5:10	9:30	Ar	Lv	5:49	9:20	Ar	Lv	5:49	9:20
4:42	10:40	5:30	9:30	Lv. Brewer	Ar	5:42	9:20	Ar	Lv	5:42	9:20
5:05	10:50	5:55	9:30	Ar	Lv	5:30	9:03	Ar	Lv	5:30	9:03
				Lv. Ada	Ar	5:19	8:45	Ar	Lv	5:19	8:45
				Ar	Lv	5:08	8:45	Ar	Lv	5:08	8:45
				Lv. Milno	Ar	4:57	8:45	Ar	Lv	4:57	8:45
				Ar	Lv	4:46	8:45	Ar	Lv	4:46	8:45
				Lv. Bernard	Ar	4:35	8:45	Ar	Lv	4:35	8:45
				Ar	Lv	4:24	8:45	Ar	Lv	4:24	8:45

Read down Florence and Ellinwood. **Read up**

5-356		Table 52		336-6		389		Table 53		390	
Daily	Mis.	Ex. Sun.	Ex. Sun.	Ex. Sun.	Ex. Sun.	Ex. Sun.	Ex. Sun.	Ex. Sun.	Ex. Sun.	Ex. Sun.	Ex. Sun.
9:40 AM	0	Lv. Kansas City	Ar	8:55 PM	0	Lv. Little River	Ar	10:45 AM	0	Lv. Little River	Ar
3:05 PM	173	Ar	Lv	1:55 PM	173	Ar	Lv	10:20 AM	173	Ar	Lv
† 3:10 PM	0	Lv. Florence 2.51	Ar	† 1:50 PM	0	Lv. Little River 52	Ar	† 10:45 AM	0	Lv. Little River 52	Ar
† 3:20 PM	6	Ar	Lv	† 1:55 PM	6	Ar	Lv	† 10:20 AM	6	Ar	Lv
† 3:45 PM	11	Lv. Ontario	Ar	† 1:25 PM	11	Lv. Geneseo	Ar	† 9:30 AM	11	Lv. Geneseo	Ar
† 3:57 PM	16	Ar	Lv	† 1:15 PM	16	Ar	Lv	† 9:15 AM	16	Ar	Lv
† 4:10 PM	21	Lv. Canada	Ar	† 1:05 PM	21	Lv. Lorraine	Ar	† 9:00 AM	21	Lv. Lorraine	Ar
† 4:27 PM	27	Ar	Lv	† 12:51 PM	27	Ar	Lv	† 8:45 AM	27	Ar	Lv
† 4:40 PM	35	Lv. Hillsboro	Ar	† 12:35 PM	35	Lv. Holyrood	Ar	† 8:30 AM	35	Lv. Holyrood	Ar
† 4:57 PM	40	Ar	Lv	† 12:20 PM	40	Ar	Lv	† 8:15 AM	40	Ar	Lv
† 5:13 PM	47	Lv. Lehigh	Ar	† 12:05 PM	47	Lv. Holyrood	Ar	† 8:00 AM	47	Lv. Holyrood	Ar
† 5:29 PM	54	Ar	Lv	† 11:50 PM	54	Ar	Lv	† 7:45 AM	54	Ar	Lv
† 5:45 PM	61	Lv. Canton	Ar	† 11:35 AM	61	Lv. Holyrood	Ar	† 7:30 AM	61	Lv. Holyrood	Ar
† 5:57 PM	67	Ar	Lv	† 11:20 AM	67	Ar	Lv	† 7:15 AM	67	Ar	Lv
† 6:13 PM	74	Lv. Galva	Ar	† 11:05 AM	74	Lv. Holyrood	Ar	† 7:00 AM	74	Lv. Holyrood	Ar
† 6:27 PM	81	Ar	Lv	† 10:50 AM	81	Ar	Lv	† 6:45 AM	81	Ar	Lv
† 6:43 PM	88	Lv. McPherson	Ar	† 10:35 AM	88	Lv. Holyrood	Ar	† 6:30 AM	88	Lv. Holyrood	Ar
† 6:57 PM	95	Ar	Lv	† 10:20 AM	95	Ar	Lv	† 6:15 AM	95	Ar	Lv
† 7:13 PM	102	Lv. Conway	Ar	† 10:05 AM	102	Lv. Holyrood	Ar	† 6:00 AM	102	Lv. Holyrood	Ar
† 7:27 PM	109	Ar	Lv	† 9:50 AM	109	Ar	Lv	† 5:45 AM	109	Ar	Lv
† 7:43 PM	116	Lv. Windom	Ar	† 9:35 AM	116	Lv. Holyrood	Ar	† 5:30 AM	116	Lv. Holyrood	Ar
† 7:57 PM	123	Ar	Lv	† 9:20 AM	123	Ar	Lv	† 5:15 AM	123	Ar	Lv
† 8:13 PM	130	Lv. Little River 53	Ar	† 9:05 AM	130	Lv. Holyrood	Ar	† 5:00 AM	130	Lv. Holyrood	Ar
† 8:27 PM	137	Ar	Lv	† 8:50 AM	137	Ar	Lv	† 4:45 AM	137	Ar	Lv
† 8:43 PM	144	Lv. Mitchell	Ar	† 8:35 AM	144	Lv. Holyrood	Ar	† 4:30 AM	144	Lv. Holyrood	Ar
† 8:57 PM	151	Ar	Lv	† 8:20 AM	151	Ar	Lv	† 4:15 AM	151	Ar	Lv
† 9:13 PM	158	Lv. Lyons	Ar	† 8:05 AM	158	Lv. Holyrood	Ar	† 4:00 AM	158	Lv. Holyrood	Ar
† 9:27 PM	165	Ar	Lv	† 7:50 AM	165	Ar	Lv	† 3:45 AM	165	Ar	Lv
† 9:43 PM	172	Lv. Chase	Ar	† 7:35 AM	172	Lv. Holyrood	Ar	† 3:30 AM	172	Lv. Holyrood	Ar
† 9:57 PM	179	Ar	Lv	† 7:20 AM	179	Ar	Lv	† 3:15 AM	179	Ar	Lv
† 10:13 PM	186	Lv. Silca	Ar	† 7:05 AM	186	Lv. Holyrood	Ar	† 3:00 AM	186	Lv. Holyrood	Ar
† 10:27 PM	193	Ar	Lv	† 6:50 AM	193	Ar	Lv	† 2:45 AM	193	Ar	Lv
† 10:43 PM	200	Lv. Ellinwood 2	Ar	† 6:35 AM	200	Lv. Holyrood	Ar	† 2:30 AM	200	Lv. Holyrood	Ar
† 10:57 PM	207	Ar	Lv	† 6:20 AM	207	Ar	Lv	† 2:15 AM	207	Ar	Lv
† 11:13 PM	214	Lv. Ellinwood 2	Ar	† 6:05 AM	214	Lv. Holyrood	Ar	† 2:00 AM	214	Lv. Holyrood	Ar
† 11:27 PM	221	Ar	Lv	† 5:50 AM	221	Ar	Lv	† 1:45 AM	221	Ar	Lv

Read down Hutchinson and Kinsley (via St. John). **Read up**

557		1		3		7		Table 55		558	
Ex. Su.	Daily	Daily	Daily	Daily	Daily	Daily	Daily	Daily	Ex. Su.	Ex. Su.	Ex. Su.
9:25 AM	7:10 AM	7:10 AM	100	0	Lv. Hutchinson 2.57	Ar	9:15 AM	11:25 AM	3:40 AM	12:30 AM	2:55 AM
9:39 AM	7:10 AM	7:10 AM	100	0	Lv. Whiteside	Ar	9:15 AM	11:25 AM	3:40 AM	12:30 AM	2:55 AM
9:52 AM	7:31 AM	7:31 AM	100	0	Ar	Lv	9:15 AM	11:25 AM	3:40 AM	12:30 AM	2:55 AM
10:04 AM	7:43 AM	7:43 AM	100	0	Lv. Partridge	Ar	9:15 AM	11:25 AM	3:40 AM	12:30 AM	2:55 AM
10:17 AM	7:55 AM	7:55 AM	100	0	Ar	Lv	9:15 AM	11:25 AM	3:40 AM	12:30 AM	2:55 AM
10:30 AM	8:07 AM	8:07 AM	100	0	Lv. Abilene	Ar	9:15 AM	11:25 AM	3:40 AM	12:30 AM	2:55 AM
10:43 AM	8:19 AM	8:19 AM	100	0	Ar	Lv	9:15 AM	11:25 AM	3:40 AM	12:30 AM	2:55 AM
10:56 AM	8:31 AM	8:31 AM	100	0	Lv. Zena	Ar	9:15 AM	11:25 AM	3:40 AM	12:30 AM	2:55 AM
11:09 AM	8:43 AM	8:43 AM	100	0	Ar	Lv	9:15 AM	11:25 AM	3:40 AM	12:30 AM	2:55 AM
11:2											

Atchison, Topeka and Santa Fe Railway—Branches.

Read down Blackwell and Ponca City. Read up

537		533		Table 65		534		538	
Ex. Sun.	Mixed	Ex. Sun.	Mixed	Mis.		Ex. Sun.	Mixed	Ex. Sun.	Mixed
4:30 PM	6:45 AM	0			Lv. Blackwell 57-103	Ar	9:35 AM	8:22 PM	
4:55 PM	7:05 AM	6.1			Autwine	Ar	9:15 AM	7:57 PM	
5:10 PM	7:20 AM	10.3			Bodock	Ar	9:00 AM	7:42 PM	
5:30 PM	7:40 AM	15.4			Ponca City 61	Lv	8:40 AM	7:22 PM	

Read down Guthrie, Enid and Kiowa. Read up

444		442		Table 66		441		443	
Ex. Sun.	Daily	Ex. Sun.	Daily	Mis.		Ex. Sun.	Mixed	Ex. Sun.	Mixed
3:15 AM	2:35 PM	0			Lv. Purcell	Ar	11:20 AM	11:10 PM	
3:15 AM	3:00 PM	83.3			Oklahoma City	Lv	11:55 AM	9:40 PM	
5:35 AM	5:00 PM	64.6			Guthrie	Lv	10:45 AM	8:26 PM	
Mixed						Mixed			
7:10 AM	6:10 PM	0			Lv. Guthrie 61, 67, 68	Ar	10:15 AM	6:45 PM	
7:30 AM	5:23 PM	2.6			Gravelo	Ar	10:00 AM	6:00 PM	
8:00 AM	5:40 PM	3.9			Basko	Ar	9:41 AM	5:20 PM	
8:30 AM	6:00 PM	6.3			Wirt	Ar	9:23 AM	4:50 PM	
9:05 AM	6:20 PM	13.9			Creasant	Ar	9:05 AM	4:20 PM	
9:42 AM	6:40 PM	21.6			Lovell	Ar	8:43 AM	3:45 PM	
10:15 AM	7:02 PM	28.3			Marshall	Ar	8:22 AM	3:15 PM	
11:10 AM	7:20 PM	36.3			Onyx	Ar	8:00 AM	2:45 PM	
1:45 PM	7:40 PM	43.9			Fairmont	Ar	7:50 AM	2:15 PM	
2:20 PM	8:00 PM	55.4			Enid	Lv	7:30 AM	1:45 PM	
2:45 PM	8:15 PM	55.4			Enid	Lv	7:20 AM	1:30 PM	
3:05 PM	8:30 PM	55.4			Blanton Jct.	Ar	7:07 AM	1:00 PM	
3:25 PM	8:45 PM	63.1			Ituna	Ar	6:50 AM	12:30 PM	
3:45 PM	9:00 PM	68.9			Hilledale	Ar	6:25 AM	11:45 AM	
4:05 PM	9:15 PM	74.7			Nash	Ar	6:00 AM	10:55 AM	
4:25 PM	9:30 PM	84.9			Jet	Ar	5:27 AM	10:05 AM	
4:45 PM	9:45 PM	97.0			Cherokee	Ar	4:57 AM	9:15 AM	
5:05 PM	10:00 PM	107.9			New Burlington	Ar	4:30 AM	8:45 AM	
5:25 PM	10:15 PM	116.7			Kiowa 91, 108	Lv	4:00 AM	8:00 AM	
5:45 PM	10:30 PM	0			Kiowa	Ar	3:55 AM	7:35 AM	
6:05 PM	10:45 PM	76.0			Woodward	Lv	12:25 AM	12:25 AM	
6:25 PM	11:00 PM	246.2			Amarillo	Lv	6:30 AM	6:30 AM	

Read down Guthrie and Cashion. Read up

147		Table 67		146	
Daily	Mixed	Mis.		Daily	Mixed
12:50 PM	0.4		Lv. Guthrie 61, 66, 68	Ar	2:15 PM
1:20 PM	7.3		South Guthrie	Ar	
1:35 PM	11.6		Seward	Ar	
2:05 PM	18.0		Navina	Ar	1:35 PM
			Cashion	Lv	1:09 PM

Read down Guthrie and Skedee. Read up

418		408		410		Table 68		409		407		417	
Ex. Su.	Mixed	Ex. Sun.	Daily	Ex. Sun.	Daily	Mis.		Ex. Sun.	Daily	Ex. Sun.	Daily	Ex. Su.	Mixed
6:30 AM	5:10 PM	0			Lv. Guthrie 61, 66, 67	Ar	10:15 AM	3:00 PM					
6:55 AM	5:29 PM	8.2			Russell	Ar	9:55 AM	2:35 PM					
7:18 AM	5:40 PM	13.4			Pleasant Valley	Ar	9:44 AM	2:15 PM					
7:40 AM	5:56 PM	18.2			Coye	Ar	9:33 AM	1:55 PM					
8:00 AM	6:06 PM	23.5			Goodnight	Ar	9:20 AM	1:25 PM					
8:30 AM	6:21 PM	29.9			Perkins	Ar	9:05 AM	1:05 PM					
8:53 AM	6:30 PM	34.5			Cottingham	Ar	8:53 AM	11:25 AM					
12:10 PM	6:44 PM	39.9			Lv. Ripley 64, 69	Ar	8:40 AM	11:16 AM					
10:30 PM	2:45 PM	2.45			Lv. Cushing	Ar	10:05 AM	1:00 PM					
12:20 PM	3:17 PM	6.50			Lv. Mehan	Ar	8:33 AM	12:03 PM					
1:10 PM	3:36 PM	7.10			Stillwater	Ar	8:14 AM	11:45 PM					
1:35 PM	3:50 PM	7.25			Yost	Ar	7:56 AM	11:27 PM					
2:05 PM	4:05 PM	7.40			Glencoe	Ar	7:45 AM	11:15 PM					
2:15 PM	4:14 PM	7.48			Rambo	Ar	7:37 AM	11:08 PM					
3:35 PM	4:34 PM	8:05			Pawnee	Ar	7:20 AM	10:47 PM					
4:15 PM	4:55 PM	8:30			Ar. Skedee 64	Lv	7:00 AM	10:25 PM					

Read down Ripley and Cushing. Read up

415		407		Table 69		408		416	
Ex. Sun.	Mixed	Ex. Sun.	Daily	Mis.		Ex. Sun.	Mixed	Ex. Sun.	Mixed
9:35 AM	12:30 PM	0			Lv. Ripley 64, 68	Ar	3:10 PM	11:00 AM	
9:47 AM	12:40 PM	2.3			Sater	Ar	3:00 PM	10:50 AM	
10:05 AM	1:00 PM	10.6			Amabel	Ar	2:45 PM	10:30 AM	
					Cushing 64	Lv			

Read down Pauls Valley and Lindsay. Read up

86		83		Table 70		84		86	
Ex. Sun.	Mixed	Ex. Sun.	Daily	Mis.		Ex. Sun.	Mixed	Ex. Sun.	Mixed
2:40 PM	11:25 AM	0			Lv. Pauls Valley 84, 72	Ar	2:00 PM	6:10 PM	
3:25 PM	11:55 AM	12.7			Marville	Ar	1:30 PM	5:25 PM	
4:10 PM	12:25 PM	23.8			Lindsay	Ar	1:00 PM	4:40 PM	
6:40 PM	1:10 PM	50.0			Chickasha via Rock Is.	Lv	9:35 AM	2:45 PM	

Read down Davis and Sulphur. Read up

309		303		307		Table 71		306		308		304		310	
Daily	Daily	Daily	Daily	Mixed	Mis.			Daily	Daily	Daily	Daily	Mixed	Mixed	Daily	Daily
6:06 PM	3:20 PM	12:50 PM	9:35 AM	0		Lv. Davis 72	Ar	9:10 AM	11:45 AM	2:55 PM	4:55 PM				
6:30 PM	3:55 PM	1:25 PM	10:15 AM	9.4		Sulphur	Lv	8:30 AM	11:05 AM	2:20 PM	4:20 PM				

Gulf, Colorado & Santa Fe Railway.

11 Daily		17 Daily		5 Daily		Mis.		Table 72		6 Daily		18 Daily		12 Daily	
PM	AM	PM	AM	PM	AM	PM	AM	PM	AM	PM	AM	PM	AM	PM	AM
9:25	10:00	9:40	0		Lv. Kansas City	Ar	6:55	7:00 AM		11:40 PM	1:15				
2:45	4:25	4:25	201.1		Lv. Newton	Ar	12:15	2:35 PM		3:15	6:00				
10:25	1:20	1:40	433.3		Lv. Purcell	Lv	3:00	2:15 PM		2:45	5:35				
10:30	1:45	1:50	0		Lv. Purcell 61	Ar	3:00	2:03 PM		2:45	5:10				
10:46	2:03	2:06	7.3		Wayne	Ar	2:22	1:40 PM		2:22	5:06				
11:01	2:18	2:22	14.9		Paoli	Ar	2:02	1:22 PM		1:43	4:42				
11:15	2:33	2:35	31.9		Pauls Valley 64, 70	Ar	1:43	1:08 PM		1:43	4:26				
11:35	2:50	2:49	35.0		Wynnewood	Ar	1:20	12:45 PM		1:20	4:08				
11:55	3:07	3:06	39.6		Ar. Davis 71	Lv	1:20	12:45 PM		1:20	3:48				
12:22	3:32	3:25	47.9		Lv. Rayford	Ar	1:20	12:45 PM		1:20	3:24				
12:45	3:59	3:46	57.1		Dougherty	Ar	1:20	12:45 PM		1:20	3:06				
1:15	4:25	4:09	67.1		Arbuckle	Ar	1:20	12:45 PM		1:20	2:48				
1:50	4:40	4:24	74.6		Berwyn	Ar	1:20	12:45 PM		1:20	2:32				
2:00	5:00	4:45	84.4		Maurice	Ar	1:20	12:45 PM		1:20	2:18				
2:13	5:12	4:57	89.5		Overbrook	Ar	1:20	12:45 PM		1:20	2:03				
2:35	5:22	5:00	94.5		Marietta	Ar	1:20	12:45 PM		1:20	1:48				
2:55	5:35	5:25	106.8		Bomar	Ar	1:20	12:45 PM		1:20	1:32				
3:05	5:45	5:30	111.1		Thackerville	Ar	1:20	12:45 PM		1:20	1:18				
3:14	5:50	5:35	115.9		Windsor	Ar	1:20	12:45 PM		1:20	1:05				
3:31	6:00	5:45	125.3		Lv. Gainesville	Lv	1:20	12:45 PM		1:20	1:00				
3:46	6:14	6:00	134.0		Lv. Gainesville	Ar	1:20	12:45 PM		1:20	1:00				
3:56	6:24	6:10	140.2		Fort Collins	Ar	1:20	12:45 PM		1:20	1:00				
4:10	6:38	6:24	146.9		Valley View	Ar	1:20	12:45 PM		1:20	1:00				
4:25	6:53	6:39	155.5		Sanger	Ar	1:20	12:45 PM		1:20	1:00				
4:40	7:07	6:53	163.6		Krum	Ar	1:20	12:45 PM		1:20	1:00				
4:52	7:20	7:07	171.5		Ponder	Ar	1:20	12:45 PM		1:20	1:00				
5:06	7:30	7:17	179.3		Justin	Ar	1:20	12:45 PM		1:20	1:00				
5:20	7:40	7:27	188.3		Halet	Ar	1:20	12:45 PM		1:20	1:00				
5:33	7:50	7:37	197.3		Saginaw	Ar	1:20	12:45 PM		1:20	1:00				
5:47	8:00	7:47	206.3		North Fort Worth	Ar	1:20	12:45 PM		1:20	1:00				
6:04	8:10	7:57	215.3		Fort Worth	Ar	1:20	12:45 PM		1:20					

Gulf, Colorado and Santa Fe Railway—Branches.

Read down **G. C. & S. F. Ry.** (Main Line, Continued.) Read up

15 Daily			17 Daily			5 Daily			Mls.			Table 72—(Continued)			6 Daily			18 Daily			16 Daily		
10:07 AM	88		8:40 PM	196.8		Lv.	Acarcida	Ar	7:56 AM	rr		6:24 PM	rr		7:48 AM	rr		6:18 PM	rr		6:06 PM	rr	
10:12 AM	88		8:47 PM	199.3		"	Alta Loma	"	7:48 AM	rr		6:16 PM	rr		7:39 AM	rr		6:16 PM	rr		6:06 PM	rr	
10:21 AM	88		8:57 PM	203.4		"	Hitecock	"	7:43 AM	rr		6:18 PM	rr		7:23 AM	rr		6:16 PM	rr		6:06 PM	rr	
10:35 AM	88		9:15 PM	211.3		"	Virginia Point	"	7:23 AM	rr		6:18 PM	rr		7:23 AM	rr		6:16 PM	rr		6:06 PM	rr	
11:00 AM	9:25 AM		9:45 PM	217.5		Ar.	Galveston	85.89	Lv.	7:00 AM	rr	7:30 PM	rr	7:00 AM	rr	7:30 PM	rr	7:00 AM	rr	7:30 PM	rr	7:00 AM	rr

Read down **Cleburne, Dallas and Paris.** Read up

60 Daily			62-64 Daily			66 Daily			56-68 Daily			Mls.			Table 73			67-65 Daily			65 Daily			63-61 Daily			59 Daily			
4:40	8:25		3:55	0		Lv.	Paris, U.D.	Ar	12:60	rr		8:30	rr		11:59	rr		12:60	rr		8:16	rr		8:30	rr		8:16	rr		
8:40	8:40		7:4	7.4		rr	Amiba	rr	12:60	rr		8:16	rr		8:16	rr		8:16	rr		8:16	rr		8:16	rr		8:16	rr		
8:51	8:51		4:00	12.6		"	Roxton	"	12:25	rr		8:04	rr		8:04	rr		8:04	rr		8:04	rr		8:04	rr		8:04	rr		
9:04	9:04		4:13	18.2		"	Ben Franklin	"	12:11	rr		7:51	rr		7:51	rr		7:51	rr		7:51	rr		7:51	rr		7:51	rr		
9:16	9:16		4:28	23.6		"	Pecan Gap	"	11:57	rr		7:40	rr		7:40	rr		7:40	rr		7:40	rr		7:40	rr		7:40	rr		
9:27	9:27		4:43	29.6		"	Ladonia 76	"	11:43	rr		7:28	rr		7:28	rr		7:28	rr		7:28	rr		7:28	rr		7:28	rr		
9:47	9:47		5:02	35.9		"	Wolfe City	"	11:26	rr		7:08	rr		7:08	rr		7:08	rr		7:08	rr		7:08	rr		7:08	rr		
10:07	10:07		5:20	42.9		"	Celeste	"	11:10	rr		6:48	rr		6:48	rr		6:48	rr		6:48	rr		6:48	rr		6:48	rr		
10:24	10:24		5:37	49.8		"	Merit	"	10:55	rr		6:28	rr		6:28	rr		6:28	rr		6:28	rr		6:28	rr		6:28	rr		
10:40	10:40		5:54	56.8		"	Farmersville	"	10:40	rr		6:08	rr		6:08	rr		6:08	rr		6:08	rr		6:08	rr		6:08	rr		
10:56	10:56		6:10	63.8		"	Coperville	"	10:25	rr		5:48	rr		5:48	rr		5:48	rr		5:48	rr		5:48	rr		5:48	rr		
11:05	11:05		6:27	70.9		"	Clear Lake	"	10:10	rr		5:28	rr		5:28	rr		5:28	rr		5:28	rr		5:28	rr		5:28	rr		
11:18	11:18		6:44	78.0		"	Wylie	"	9:55	rr		5:08	rr		5:08	rr		5:08	rr		5:08	rr		5:08	rr		5:08	rr		
11:27	11:27		7:01	85.1		"	Sachse	"	9:40	rr		4:48	rr		4:48	rr		4:48	rr		4:48	rr		4:48	rr		4:48	rr		
11:40	11:40		7:18	92.2		"	Garland	"	9:25	rr		4:28	rr		4:28	rr		4:28	rr		4:28	rr		4:28	rr		4:28	rr		
11:52	11:52		7:35	99.3		"	Rehlfart	"	9:10	rr		4:08	rr		4:08	rr		4:08	rr		4:08	rr		4:08	rr		4:08	rr		
7:59 AM	12:25 AM		7:50	106.4		Ar.	Dallas	Lv.	9:05	PM	4:30	PM	8:40	PM	8:40	PM	8:40	PM	8:40	PM	8:40	PM	8:40	PM	8:40	PM	8:40	PM	8:40	PM
4:10	7:00		7:45	113.5		Lv.	Dallas	Ar	8:55	PM	12:30	PM	8:40	PM	8:40	PM	8:40	PM	8:40	PM	8:40	PM	8:40	PM	8:40	PM	8:40	PM	8:40	PM
4:24	7:14		7:59	120.6		"	Oak Cliff	"	8:40	PM	12:12	PM	8:20	PM	8:20	PM	8:20	PM	8:20	PM	8:20	PM	8:20	PM	8:20	PM	8:20	PM	8:20	PM
4:32	7:23		8:14	127.7		"	Hale	"	8:25	PM	12:03	PM	8:00	PM	8:00	PM	8:00	PM	8:00	PM	8:00	PM	8:00	PM	8:00	PM	8:00	PM	8:00	PM
4:35	7:25		8:29	134.8		"	Eleanor	"	8:10	PM	11:50	PM	7:45	PM	7:45	PM	7:45	PM	7:45	PM	7:45	PM	7:45	PM	7:45	PM	7:45	PM	7:45	PM
4:46	7:36		8:44	141.9		"	Duncanville	"	7:55	PM	11:35	PM	7:30	PM	7:30	PM	7:30	PM	7:30	PM	7:30	PM	7:30	PM	7:30	PM	7:30	PM	7:30	PM
4:53	7:43		8:59	149.0		"	Cedar Hill	"	7:40	PM	11:20	PM	7:15	PM	7:15	PM	7:15	PM	7:15	PM	7:15	PM	7:15	PM	7:15	PM	7:15	PM	7:15	PM
5:13	7:59		9:14	156.1		"	Midlothian	"	7:25	PM	11:05	PM	7:00	PM	7:00	PM	7:00	PM	7:00	PM	7:00	PM	7:00	PM	7:00	PM	7:00	PM	7:00	PM
5:23	8:15		9:29	163.2		"	Wyatt	"	7:10	PM	10:50	PM	6:45	PM	6:45	PM	6:45	PM	6:45	PM	6:45	PM	6:45	PM	6:45	PM	6:45	PM	6:45	PM
5:30	8:23		9:44	170.3		"	Venus	"	6:55	PM	10:35	PM	6:30	PM	6:30	PM	6:30	PM	6:30	PM	6:30	PM	6:30	PM	6:30	PM	6:30	PM	6:30	PM
5:36	8:31		9:59	177.4		"	Trueloves	"	6:40	PM	10:20	PM	6:15	PM	6:15	PM	6:15	PM	6:15	PM	6:15	PM	6:15	PM	6:15	PM	6:15	PM	6:15	PM
5:46	8:41		10:14	184.5		"	Alvarado	"	6:25	PM	10:05	PM	6:00	PM	6:00	PM	6:00	PM	6:00	PM	6:00	PM	6:00	PM	6:00	PM	6:00	PM	6:00	PM
6:04	9:00		10:29	191.6		"	Mercedith	"	6:10	PM	9:50	PM	5:45	PM	5:45	PM	5:45	PM	5:45	PM	5:45	PM	5:45	PM	5:45	PM	5:45	PM	5:45	PM
6:15	9:15		10:44	198.7		"	Keene	"	5:55	PM	9:35	PM	5:30	PM	5:30	PM	5:30	PM	5:30	PM	5:30	PM	5:30	PM	5:30	PM	5:30	PM	5:30	PM
7:25	9:10		11:00	205.8		Ar.	Cleburne 72.74	Lv.	5:40	PM	9:20	PM	5:15	PM	5:15	PM	5:15	PM	5:15	PM	5:15	PM	5:15	PM	5:15	PM	5:15	PM	5:15	PM
9:25	9:15		11:15	212.9		Ar.	Houston	Lv.	5:25	PM	9:05	PM	5:00	PM	5:00	PM	5:00	PM	5:00	PM	5:00	PM	5:00	PM	5:00	PM	5:00	PM	5:00	PM
			11:30	220.0		Ar.	Galveston	Lv.	5:10	PM	8:50	PM	4:45	PM	4:45	PM	4:45	PM	4:45	PM	4:45	PM	4:45	PM	4:45	PM	4:45	PM	4:45	PM

Read down **Cleburne and Weatherford.** Read up

41 Mixed Ex. Sun.			Mls.			Table 74			42 Mixed Ex. Sun.		
9:30 AM	10:20 AM	11:10 AM	11:30 AM	12:20 PM	12:25 PM	Lv.	Cleburne 72.73	Ar	6:40 PM	6:45 PM	6:50 PM
						"	Godley	"	6:40 PM	6:45 PM	6:50 PM
						"	Cresson	"	6:40 PM	6:45 PM	6:50 PM
						"	Parsons	"	6:40 PM	6:45 PM	6:50 PM
						Ar.	Weatherford	Lv.	6:40 PM	6:45 PM	6:50 PM

Read down **Ladonia and Honey Grove.** Read up

311 Daily Mixed			57 Daily Mixed			Mls.			Table 76			58 Daily Mixed			312 Daily Mixed		
7:35 PM	8:15 PM	11:50 AM	12:30 PM	11:50 AM	11:48 AM	Lv.	Ladonia 73	Ar	8:55 AM	4:40 PM	4:00 PM						
						Ar.	Honey Grove	Lv.	8:55 AM	4:40 PM	4:00 PM						

Read down **McGregor and Waco.** Read up

75 Daily			77 Daily See note.			Mls.			Table 77			7 Daily			9 Daily		
9:15 PM	10:00 PM	8:00 AM	8:45 AM	19:4	Ar.	Lv.	McGregor 72	Ar	7:45 AM	9:00 PM	8:15 PM						
						Ar.	Waco	Lv.	7:00 AM	8:15 PM	8:15 PM						

Read down **Tempe, San Angelo and Sterling City.** Read up

75 Daily			77 Daily See note.			Mls.			Table 78			70 Daily			76 Daily		
3:50 PM	4:10 AM	8:1	Ar.	Tempe 72.78a	Ar	12:20 AM	11:50 AM	11:50 AM									
4:20 PM	4:30 AM	8:1	Ar.	Beltton	Lv	11:55 PM	11:32 AM	11:32 AM									
4:36 PM	5:05 AM	17.4	"	Stone Slings	"	11:20 PM	11:05 AM	11:05 AM									
4:58 PM	5:20 AM	35.2	"	Nolanville	"	11:00 PM	10:45 AM	10:45 AM									
5:29 PM	5:45 AM	35.8	"	Killeen	"	10:35 PM	10:21 AM	10:21 AM									
5:49 PM	6:05 AM	44.8	"	Coppers Cove	"	10:12 PM	9:45 AM	9:45 AM									
6:24 PM	6:32 AM	56.4	"	Kempner	"	9:44 PM	9:22 AM	9:22 AM									
6:49 PM	6:57 AM	65.0	"	Lampasas	"	9:22 PM	9:05 AM	9:05 AM									
7:13 PM	7:38 AM	73.8	"	Ogles	"	9:05 PM	8:48 AM	8:48 AM									
7:35 PM	7:52 AM	81.7	"	Lometa 79	"	8:48 PM	8:28 AM	8:28 AM									
7:50 PM	8:20 AM	95.0	"	Antelope Gap	"	8:28 PM	8:00 PM	8:00 PM									
8:25 PM	8:40 AM	105.8	"	Goldswate	"	8:00 PM	7:53 AM	7:53 AM									
8:49 PM	9:02 AM	117.9	"	Mullen	"	7:36 PM	7:28 AM	7:28 AM									
9:12 PM	9:22 AM	124.0	"	Zephyr	"	7:15 PM	7:00 AM	7:00 AM									
9:26 PM	9:25 AM	130.0	"	Ricker	"	6:55 PM	6:40 AM	6:40 AM									
9:40 PM	10:13 AM	139.6	"	Brownwood	"	6:25 PM	6:08 PM	6:08 PM									
10:15 PM	10:40 AM	151.4	Lv.	Bangs	"												

Gulf, Colorado & Santa Fe—Branches.—Continued

Read down Galveston, Beaumont, Center and Longview. Read up

2 Daily		4 Daily		Mls.	Table 85		3 Daily		1 Daily	
Motor		Motor			Gulf & Interstate Ry.		Motor		Motor	
4:30 PM	8:00 AM	0	0	0	Lv Galveston 72.89	Ar	8:20 PM	11:35 AM		
5:30 PM	8:59 AM	5.6	5.6		Lv Port Bolivar	Ar	7:20 PM	10:38 AM		
5:45 PM	9:14 AM	11.0	11.0		Lv Flake	Ar	7:04 PM	10:25 AM		
5:57 PM	9:26 AM	15.9	15.9		Lv Patton	Ar	6:52 PM	10:15 AM		
6:11 PM	9:38 AM	20.8	20.8		Lv Gulf View	Ar	6:37 PM	10:01 AM		
6:21 PM	9:48 AM	25.1	25.1		Lv Caplen	Ar	6:31 PM	9:52 AM		
6:37 PM	10:05 AM	32.8	32.8		Lv Roll Over	Ar	6:26 PM	9:43 AM		
6:50 PM	10:19 AM	40.0	40.0		Lv High Island	Ar	6:09 PM	9:35 AM		
6:58 PM	10:27 AM	43.3	43.3		Lv White's Ranch	Ar	6:05 PM	9:31 AM		
7:09 PM	10:35 AM	48.2	48.2		Lv Sea Breeze	Ar	6:48 PM	9:14 AM		
7:17 PM	10:43 AM	50.3	50.3		Lv Winnie	Ar	6:35 PM	9:00 AM		
7:30 PM	10:57 AM	55.7	55.7		Lv Hansere	Ar	6:34 PM	8:47 AM		
7:42 PM	11:03 AM	58.1	58.1		Lv Morry	Ar	6:26 PM	8:43 AM		
7:52 PM	11:11 AM	61.8	61.8		Lv Fannett	Ar	6:06 PM	8:36 AM		
7:58 PM	11:21 AM	66.7	66.7		Lv Cheek	Ar	6:04 PM	8:25 AM		
8:02 PM	11:33 AM	69.7	69.7		Lv Brooks	Ar	4:47 PM	8:18 AM		
8:15 PM	11:37 AM	71.4	71.4		Lv Walden	Ar	4:43 PM	8:14 AM		
	11:50 AM	75.9	75.9		Lv Beaumont 82	Lv	4:30 PM	8:00 AM		
202 D'ly										
12:20 PM	75.9	Lv	Beaumont	Ar	4:15 PM	8:05 PM	201 D'ly			
1:40 PM	90.7	Lv	Slisbee 82	Ar	3:05 PM	6:55 PM				
1:45 PM	90.7	Lv	Libard	Ar	2:55 PM	6:45 PM				
1:55 PM	102.6	Lv	Evadate	Ar	2:45 PM	6:35 PM				
2:20 PM	106.2	Lv	Quinn	Ar	2:35 PM	6:25 PM				
2:25 PM	112.0	Lv	Buna	Ar	2:20 PM	6:10 PM				
2:35 PM	114.3	Lv	Bessmay	Ar	2:05 PM	5:55 PM				
2:45 PM	119.3	Lv	Le Verte	Ar	1:48 PM	5:40 PM				
3:00 PM	123.9	Lv	Call Jet	Ar	1:35 PM	5:25 PM				
3:00 PM	128.4	Lv	Kirbyville 84	Lv	1:25 PM	5:15 PM				
3:20 PM	132.0	Lv	Bonam	Ar	1:05 PM	4:55 PM				
3:35 PM	138.4	Lv	Roganville	Ar	12:50 PM	4:40 PM				
3:55 PM	143.2	Lv	Kelthton	Ar	12:35 PM	4:25 PM				
4:10 PM	149.5	Lv	Jasper	Ar	12:17 PM	4:10 PM				
4:26 PM	154.6	Lv	Collins	Ar	12:05 PM	4:00 PM				
4:36 PM	160.2	Lv	Horton	Ar	11:55 AM	3:50 PM				
4:46 PM	163.3	Lv	Brookland	Ar	11:45 AM	3:40 PM				
4:50 PM	173.4	Lv	Pineland	Ar	11:30 AM	3:30 PM				
5:00 PM	180.7	Lv	Bronson	Ar	11:20 AM	3:20 PM				
5:15 PM	185.9	Lv	Rebecca	Ar	11:06 AM	3:10 PM				
5:45 PM	190.9	Lv	Venable	Ar	10:50 AM	3:00 PM				
6:05 PM	196.4	Lv	San Augustine	Ar	10:40 AM	2:50 PM				
6:25 PM	204.4	Lv	Duff	Ar	10:27 AM	2:40 PM				
6:55 PM	207.3	Lv	Newville	Ar	9:18 AM	2:30 PM				
7:05 PM	215.8	Lv	Center	Lv	8:55 AM	2:15 PM				
Texas & Gulf Ry.										
2 Daily	215.8	Lv	Center	Ar	1 Daily	8:40 AM	7 Daily			
8 Daily Mixed	222.6	Lv	Flat Fork	Ar	8:40 AM	7:40 AM	Mixed			
4:00 PM	8:25	Ar	Tenaha	Lv	8:55 AM	7:55 AM	7:00 AM			
4:20 PM	8:55	Ar	Gary 87	Lv	7:25 AM	7:25 AM	7:30 AM			
5:00 PM	9:02	Ar	Gary	Lv	7:25 AM	7:40 AM	7:00 AM			
8 Daily Mixed	9:30	Ar	Murvaal	Lv	7:18 AM	7:30 AM	Leave			
4:00 PM	9:30	Ar	Carthage	Lv	6:55 AM	7:00 AM				
4:20 PM	9:02	Ar	Beckville	Lv	6:30 AM					
5:00 PM	9:30	Ar	Tatum	Lv	6:10 AM					
10:10 AM	10:20	Ar	Flanagan	Lv	6:00 AM					
10:35	10:35	Ar	Easton	Lv	5:45 AM					
10:42	10:42	Ar	Tallys	Lv	5:40 AM					
11:10	11:10	Ar	Longview	Lv	5:15 AM					

Sealy and Matagorda.

115 Daily		Mls.	Table 86		116 Daily		Gary and Grigsby.		Read up		
Daily			Table 86		Daily		Table 87		Daily		
7:45 AM	0	Lv	Sealy 72	Ar	5:15 PM	7 Daily	Table 87		8 Daily		
8:15 AM	9.1	Lv	Orange Hill	Ar	4:49 PM	Mixed	Texas & Gulf Ry.		Mixed		
8:18 AM	10.0	Lv	Beard	Ar	4:46 PM	8:10 AM	Lv	Gary 85	Ar	3:45 PM	
8:38 AM	18.4	Lv	Ar Eagle Lake 86	Lv	4:27 PM	8:25 AM	8.0	Lv	Trabue	Ar	3:20 PM
11:10 AM	30.3	Lv	Garwood	Lv	4:16 PM	9:00 AM	8.9	Lv	Timpson	Ar	1:50 PM
8:49 AM	18.5	Lv	Lakeside	Ar	4:16 PM	10:10 AM	15.9	Lv	Silas	Ar	12:55 PM
9:00 AM	22.7	Lv	Rayner	Ar	4:04 PM	10:25 AM	18.5	Lv	Stockman	Ar	12:40 PM
9:07 AM	25.0	Lv	Matthews	Ar	3:57 PM	10:55 AM	23.9	Lv	Waterman	Ar	12:10 PM
9:15 AM	27.8	Lv	McDow	Ar	3:51 PM	11:20 AM	27.4	Ar	Grigsby	Lv	11:45 AM
9:18 AM	29.2	Lv	Bonus	Ar	3:48 PM						
9:26 AM	32.4	Lv	Nedra	Ar	3:40 PM						
9:35 AM	37.0	Lv	Egypt	Ar	3:28 PM						
9:58 AM	43.2	Lv	Glen Flora	Ar	3:10 PM						
10:18 AM	49.6	Lv	Wharton	Ar	3:10 PM						
10:34 AM	51.5	Lv	Armin	Ar	2:45 PM						
10:44 AM	56.3	Lv	Lane City	Ar	2:32 PM						
10:44 AM	60.4	Lv	Magnet	Ar	2:20 PM						
10:48 AM	62.7	Lv	McCroskey	Ar	2:14 PM						
11:05 AM	68.6	Lv	Harrons	Ar	2:00 PM						
11:20 AM	75.6	Lv	Bayview	Ar	1:58 PM						
11:32 AM	79.6	Lv	Sims	Ar	1:28 PM						
11:42 AM	83.3	Lv	Wadsworth	Ar	1:17 PM						
	85.6	Lv	Stewart	Ar	1:11 PM						
12:01 PM	90.0	Ar	Big Hill	Lv	1:00 PM						
Read down Galveston, Alvin and Houston.											
10 Sun. only	18	4	2	Mls.	Table 89		17		3 Sun. only		
10:15	1:57	3:00	4:00	8:00	Lv Galveston 72.85	Ar	8:45	9:25	2:45	9:50	
	14:20	18:20	6.3	0	Lv Virginia Pt.	Ar	8:20	8:55	6:21		
	4:31	8:30	14.1	1.5	Lv Hitchcock	Ar	8:09	8:55	6:08		
	4:39	8:37	18.7	1.5	Lv Alta Loma	Ar	8:02	8:55	5:59		
	4:45	8:43	20.7	1.5	Lv Arcadia	Ar	7:56	8:55	5:54		
	4:49	8:48	23.7	1.5	Lv Arcadia	Ar	7:48	8:55	5:54		
11:03	2:00	8:25	4:55	9:00	28.7	Ar	7:40	8:55	5:48	8:58	
	2:08	8:25	4:55	9:00	28.7	Lv	7:40	8:25	5:48	8:58	
	15:00	8:25	4:55	9:00	32.6	Ar	7:30	8:55	5:33		
	5:10	9:17	33.6	1.5	Lv Alvin 72	Ar	7:21	8:55	5:24		
	5:18	9:24	37.7	1.5	Lv Hastings	Ar	7:16	8:55	5:18		
11:40	2:35	9:10	5:45	9:45	42.6	Lv	7:0	7:50	1:30	5:00	
					42.6	Lv	7:0	7:50	1:30	5:00	

Southern Kansas, Panhandle, and Pecos Valley.

Read down Read up

111-207 Ex. Su.		203 Daily		201 Daily		Mls.	Table 90		204 Daily		202 Daily		208-118 Ex. Su.	
Daily		Daily		Daily			Table 90		Daily		Daily		Ex. Su.	
4:15	10:45	9:00	0	Lv	Kansas City 1, 2	Ar	6:45	6:30	10:30					
4:27	10:57	9:11	4.6	Lv	Argentine	Ar		6:18	10:18					
4:32	11:02	9:16	7.0	Lv	Turner	Ar		6:12	10:12					
4:45	11:15	9:30	13.3	Lv	Holiday 2, 3, 4, 1	Ar	6:20	6:06	10:06					
4:52	11:21	9:36	16.3	Lv	Zarak	Ar	6:12	6:00	10:00					
5:00	11:29	9:44	19.4	Lv	Craig	Ar		5:57	9:57					
5:07	11:35	9:51	22.6	Lv	Snow	Ar		5:50	9:50					
5:15	11:45	10:00	25.9	Lv	Olathe	Ar		5:50	9:50					
5:25	11:55	10:11	31.0	Lv	Clare	Ar		5:39	9:39					
5:36	12:03	10:13	34.6	Lv	Cardner	Ar		5:31	9:31					
5:49	12:17	10:30	40.0	Lv	Ederton	Ar		5:20	9:20					
6:01	12:30	10:43	45.5	Lv	Wellsville	Ar		5:08	9:08					
6:13	12:42	10:54	50.1	Lv	Le Loup	Ar		5:00	9:00					
			54.2	Lv	Woodlief	Ar								
6:30	1:00	11:10	57.4	Ar	North Ottawa 39, 40	Lv	4:45	4:15	8:25					
6:35	1:05	11:15	58.4	Ar	Ottawa 40, 98	Lv	4:40	4:10	8:20					
7:05	1:10	11:20	58.4	Lv	Ottawa	Ar	4:30	4:05	8:10					
7:15	1:23	11:40	67.4	Lv	Burlington Junc.	Ar	4:20	4:00	8:00					
7:37	1:38	11:												

Southern Kansas, Panhandle and Pecos Valley.

117 Daily		118 Daily		Table 91—Cont'd		114 Daily		118 Daily	
4:45 PM	Ar	452.0	Lv	G.O. Iwin	Ar	10:35 PM	Ar	1:45 PM	Ar
5:00 PM	Ar	459.7	Lv	Okl. Texas State Line	Ar	10:06 PM	Ar	1:30 PM	Ar
5:15 PM	Ar	468.1	Lv	Higgins	Ar	9:30 PM	Ar	1:15 PM	Ar
5:25 PM	Ar	475.0	Lv	Coburn	Ar	12:47 PM	Ar	1:00 PM	Ar
5:35 PM	Ar	480.6	Lv	Gazler	Ar	12:10 PM	Ar	12:45 AM	Ar
5:50 PM	Ar	486.1	Lv	Clear Creek	Ar	11:55 AM	Ar	11:30 AM	Ar
6:10 PM	Ar	490.1	Lv	Canadian	Ar	11:45 AM	Ar	11:15 AM	Ar
6:30 PM	Ar	496.4	Lv	Isaacs	Ar	11:35 AM	Ar	11:00 AM	Ar
6:40 PM	Ar	501.3	Lv	Mendota	Ar	11:23 AM	Ar	10:45 AM	Ar
6:50 PM	Ar	507.9	Lv	Lora	Ar	11:08 AM	Ar	10:30 AM	Ar
7:05 PM	Ar	514.6	Lv	Miami	Ar	10:55 AM	Ar	10:15 AM	Ar
7:20 PM	Ar	523.3	Lv	Codman	Ar	10:43 AM	Ar	10:00 AM	Ar
7:35 PM	Ar	530.0	Lv	Hoover	Ar	10:28 AM	Ar	9:45 AM	Ar
7:50 PM	Ar	536.8	Lv	Pampa	Ar	10:15 AM	Ar	9:30 AM	Ar
8:14 PM	Ar	543.4	Lv	Kingsmill	Ar	10:03 AM	Ar	9:15 AM	Ar
8:27 PM	Ar	557.0	Lv	Whitdeer	Ar	9:48 AM	Ar	9:00 AM	Ar
8:40 PM	Ar	564.5	Lv	Cuyler	Ar	9:33 AM	Ar	8:45 AM	Ar
8:53 PM	Ar	572.0	Lv	Panhandle	Ar	9:20 AM	Ar	8:30 AM	Ar
9:05 PM	Ar	577.3	Lv	Lee	Ar	9:10 AM	Ar	8:15 AM	Ar
9:25 PM	Ar	584.0	Lv	St. Francis	Ar	8:30 AM	Ar	8:00 AM	Ar
27 Daily	Ar	594.0	Lv	Folsom	Ar	6:30 PM	Ar	28 Daily	Ar
9:30 AM	Ar	584.0	Lv	Amarillo 78a, 93 Lv	Ar	6:00 PM	Ar	5:30 PM	Ar
9:45 AM	Ar	589.6	Lv	P. & N. T. Ry.	Ar	5:38 PM	Ar	5:00 PM	Ar
9:55 PM	Ar	594.8	Lv	Zita	Ar	5:25 PM	Ar	4:55 PM	Ar
10:00 PM	Ar	601.4	Lv	Haney	Ar	5:06 PM	Ar	4:45 PM	Ar
10:20 PM	Ar	606.1	Lv	Canyon	Ar	4:52 PM	Ar	4:35 PM	Ar
10:30 PM	Ar	611.5	Lv	Lester	Ar	4:35 PM	Ar	4:20 PM	Ar
10:40 PM	Ar	617.6	Lv	Umbarger	Ar	4:17 PM	Ar	4:05 PM	Ar
10:50 PM	Ar	624.1	Lv	Dawn	Ar	4:03 PM	Ar	3:50 PM	Ar
11:05 PM	Ar	630.5	Lv	Jose	Ar	3:53 PM	Ar	3:40 PM	Ar
11:20 PM	Ar	638.7	Lv	Herford	Ar	3:38 PM	Ar	3:25 PM	Ar
11:35 PM	Ar	645.8	Lv	Summerfield	Ar	3:23 PM	Ar	3:10 PM	Ar
11:50 PM	Ar	652.8	Lv	Black	Ar	3:08 PM	Ar	3:00 PM	Ar
12:01 AM	Ar	659.3	Lv	Priona	Ar	2:53 PM	Ar	2:45 PM	Ar
12:10 AM	Ar	665.1	Lv	Parmerton	Ar	2:40 PM	Ar	2:35 PM	Ar
12:20 AM	Ar	672.0	Lv	Bovina	Ar	2:20 PM	Ar	2:15 PM	Ar
12:35 AM	Ar	678.4	Lv	Wilsey	Ar	2:10 PM	Ar	2:05 PM	Ar
12:55 AM	Ar	687.7	Lv	Farwell-Texico	Ar	1:52 PM	Ar	1:45 PM	Ar
11:15 AM	Ar	687.7	Lv	N. H. Texas Line	Ar	1:32 PM	Ar	1:25 PM	Ar
9:15 AM	Ar	937.8	Lv	A. T. & S. F. Ry.	Ar	1:12 PM	Ar	1:05 PM	Ar
11:30 AM	Ar	687.7	Lv	Clovis	Ar	10:45 AM	Ar	10:35 AM	Ar
11:45 AM	Ar	693.3	Lv	Gmeo	Ar	10:28 AM	Ar	10:20 AM	Ar
12:05 PM	Ar	707.7	Lv	Portales	Ar	10:11 AM	Ar	10:05 AM	Ar
12:25 PM	Ar	723.3	Lv	Delphos	Ar	9:50 AM	Ar	9:45 AM	Ar
12:52 PM	Ar	730.6	Lv	Kernit	Ar	9:40 AM	Ar	9:35 AM	Ar
1:12 PM	Ar	741.0	Lv	Elida	Ar	9:30 AM	Ar	9:25 AM	Ar
1:37 PM	Ar	754.3	Lv	Kenna	Ar	9:13 AM	Ar	9:08 AM	Ar
1:48 PM	Ar	760.8	Lv	Boaz	Ar	8:49 AM	Ar	8:44 AM	Ar
2:08 PM	Ar	770.8	Lv	Elkins	Ar	8:38 AM	Ar	8:33 AM	Ar
2:24 PM	Ar	779.4	Lv	Campbell	Ar	8:20 AM	Ar	8:15 AM	Ar
2:35 PM	Ar	783.8	Lv	Alma	Ar	8:04 AM	Ar	7:59 AM	Ar
2:50 PM	Ar	789.5	Lv	River Stock Yards	Ar	7:53 AM	Ar	7:48 AM	Ar
3:10 PM	Ar	796.2	Lv	Poe	Ar	7:39 AM	Ar	7:34 AM	Ar
3:21 PM	Ar	801.1	Lv	Roswell	Ar	7:05 AM	Ar	7:00 AM	Ar
3:35 PM	Ar	812.6	Lv	South Spring	Ar	6:53 AM	Ar	6:48 AM	Ar
3:50 PM	Ar	815.0	Lv	Dexter	Ar	6:30 AM	Ar	6:25 AM	Ar
4:00 PM	Ar	819.0	Lv	Greenfield	Ar	6:23 AM	Ar	6:18 AM	Ar
4:15 PM	Ar	825.4	Lv	Egerton	Ar	6:13 AM	Ar	6:08 AM	Ar
4:42 PM	Ar	833.2	Lv	Lake Arthur	Ar	6:02 AM	Ar	5:57 AM	Ar
4:58 PM	Ar	843.3	Lv	Artesia	Ar	5:52 AM	Ar	5:47 AM	Ar
5:12 PM	Ar	852.8	Lv	Dayton	Ar	5:41 AM	Ar	5:36 AM	Ar
5:24 PM	Ar	858.9	Lv	Lakewood	Ar	5:11 AM	Ar	5:06 AM	Ar
5:38 PM	Ar	866.9	Lv	Oriental	Ar	4:40 AM	Ar	4:35 AM	Ar
5:55 PM	Ar	879.4	Lv	Avalon	Ar	4:24 AM	Ar	4:19 AM	Ar
8:03 AM	Ar	879.4	Lv	La Huerta	Ar	4:10 AM	Ar	4:05 AM	Ar
8:21 AM	Ar	871.1	Lv	Carlsbad	Ar	4:00 AM	Ar	3:55 AM	Ar
8:34 AM	Ar	877.6	Lv	Otis	Ar	3:52 PM	Ar	3:47 PM	Ar
8:57 AM	Ar	883.2	Lv	Loving	Ar	3:43 PM	Ar	3:38 PM	Ar
9:07 AM	Ar	889.2	Lv	Malaga	Ar	3:30 PM	Ar	3:25 PM	Ar
9:24 AM	Ar	904.9	Lv	Red Bluff	Ar	3:21 PM	Ar	3:16 PM	Ar
10:06 AM	Ar	919.1	Lv	State Line	Ar	3:05 PM	Ar	3:00 PM	Ar
10:38 AM	Ar	929.6	Lv	Pecos River R. R.	Ar	3:23 PM	Ar	3:18 PM	Ar
10:56 AM	Ar	935.5	Lv	Oria	Ar	3:15 PM	Ar	3:10 PM	Ar
11:09 AM	Ar	939.8	Lv	Riverton	Ar	3:07 PM	Ar	3:02 PM	Ar
11:39 AM	Ar	949.8	Lv	Dixeland	Ar	2:55 PM	Ar	2:50 PM	Ar
12:10 PM	Ar	959.9	Lv	Arno	Ar	2:43 PM	Ar	2:38 PM	Ar
	Ar		Lv	Patrole	Ar	2:35 PM	Ar	2:30 PM	Ar
	Ar		Lv	Pecos	Ar	2:20 PM	Ar	2:15 PM	Ar
	Ar		Lv		Ar	1:50 PM	Ar	1:45 PM	Ar
	Ar		Lv		Ar	1:20 PM	Ar	1:15 PM	Ar

Read down		Clovis and Belen.		Read up	
118 Daily	Mis.	Table 92	118 Daily		
8:30 AM	584.0	Lv	Amarillo	Ar	8:30 AM
9:00 AM	601.4	Lv	Canyon	Ar	8:00 AM
11:33 AM	678.4	Ar	Farwell-Texico	Ar	5:40 AM
11:50 AM	687.7	Ar	Clovis	Lv	5:20 AM
4:10 AM	0	Lv	Carlsbad	Ar	5:55 PM
7:30 AM	75.2	Lv	Roswell	Ar	3:00 PM
10:45 AM	183.7	Ar	Clovis	Lv	1:30 AM
11:15 AM	687.7	Lv	A. T. & S. F. Ry.	Ar	4:15 AM
11:28 AM	693.3	Lv	Black Tower	Ar	4:03 AM
11:46 AM	703.8	Lv	St. Vrain	Ar	3:43 AM
12:02 PM	711.7	Lv	Melrose	Ar	3:29 AM
12:14 PM	718.1	Lv	Cantera	Ar	3:18 AM
12:26 PM	723.6	Lv	Kridler	Ar	3:09 AM
12:47 PM	739.7	Lv	Tolar	Ar	2:58 AM
1:01 PM	747.7	Lv	Tablan	Ar	2:51 AM
1:16 PM	755.5	Lv	La Lande	Ar	2:39 AM
1:28 PM	761.3	Lv	Ft. Sumner	Ar	2:32 AM
1:40 PM	768.0	Lv	Agudo	Ar	2:12 AM
1:53 PM	776.8	Lv	Ricardo	Ar	2:03 AM
		Lv	Evandola	Ar	1:53 AM

(Continued top of Page 81)

Read down		Clovis and Belen.		Read up	
113 Daily	Mis.	Table 92—Cont'd	118 Daily		
2:08 PM	774.9	Lv	Yeso	Ar	1:43 AM
2:20 PM	781.9	Lv	Largo	Ar	1:33 AM
2:34 PM	787.1	Lv	Buchanan	Ar	1:24 AM
2:46 PM	792.8	Lv	Cardenas	Ar	1:15 AM
3:01 PM	800.0	Lv	Duoro	Ar	1:05 AM
3:16 PM	807.0	Lv	Casans	Ar	12:55 AM
3:31 PM	813.7	Lv	Iden	Ar	12:45 AM
3:45 PM	818.5	Ar	Vaughn	Lv	12:36 AM
3:59 PM	823.3	Lv	Vaughn	Ar	12:30 AM
4:11 PM	828.9	Lv	Tejon	Ar	12:20 AM
4:23 PM	834.8	Lv	Carnero	Ar	12:10 AM
4:33 PM	839.6	Lv	Eneino	Ar	12:01 AM
4:46 PM	846.5	Lv	Negra	Ar	11:54 PM
4:55 PM	850.2	Lv	Pederal	Ar	11:42 PM
5:11 PM	859.9	Lv	Dunmoor	Ar	11:36 PM
5:26 PM	867.1	Lv	Lucy	Ar	11:20 PM
5:40 PM	873.3	Lv	Shio	Ar	11:07 PM
5:55 PM	880.5	Lv	Willard	Ar	10:57 PM
6:08 PM	886.7	Lv	Broncho	Ar	10:44 PM
6:20 PM	893.3	Lv	Mountainair	Ar	10:35 PM
6:33 PM	899.9	Lv	Abo	Ar	10:18 PM
6:48 PM	906.7	Lv	Scholle	Ar	10:02 PM
6:59 PM	912.6	Lv	Ecls	Ar	9:46 PM
7:07 PM	917.4	Lv	Becker	Ar	9:50 PM
7:18 PM	922.9	Lv	Boedga	Ar	9:35 PM
7:30 PM	927.7	Ar	Madrone	Ar	9:10 PM
7:55 PM	927.7	Lv	Belen	Lv	9:00 PM
9:15 PM	957.8	Ar	Albuquerque	Ar	8:55 PM

Down Amarillo and Coleman. Up		Plainview and Floydada.	
27 Daily	Mis.	Table 93	23 Daily
9:30 AM	0	Lv Amarillo 78a, 91 Ar	5:50 PM
9:45 AM	5.6	Zita	4:40 PM
9:50 AM	10.8	Haney	4:25 PM
10:05 AM	17.4	Canyon	4:10 PM
10:17 AM	22.3	Hutson	4:00 PM
10:32 AM	28.2	Ralph	3:45 PM
10:50 AM	34.9	Happy	3:30 PM
11:07 AM	41.7	Tullis	3:15 PM
11:27 AM	54.5	Eunice	3:00 PM
11:52 AM	61.7	Kress	2:50 PM
12:05 PM	68.0	Finney	2:35 PM
12:10 PM	74.2	Ar Plainview 78a, 91 Lv	2:20 PM
12:25 PM	80.8	Lv Plainview Ar	2:05 PM
12:40 PM	87.4	Purguson	1:50 PM
1:00 PM	92.6	Hale Carter	1:35 PM
1:12 PM	98.2	Swastika	1:20 PM
1:22 PM	103.1	Alley	1:05 PM
1:40 PM	109.5	Abernathy	1:00 PM
1:50 PM	115.1	Monroe	12:40 PM
2:05 PM	121.0	Lubbock	12:25 PM
2:22 PM	126.1	Burris	12:10 PM
2:38 PM	131.8	Kerrit	11:55 PM
2:55 PM	136.4	Ar Slaton 78a, 95 Lv	11:4

Atchison, Topeka and Santa Fe Ry.—Branches and Connecting Lines.

Ottawa and Gridley. Read up

111-205 Ex. Sun.		203-211 Ex. Sun.		Table 98		206-112 Ex. Sun.		212-204 Ex. Sun.	
4.15 PM	*10.45 PM	0	Lv.	Kansas City	Ar	10.30 AM	*6.45 AM		
6.35 PM	*1.05 AM	58.4	Ar.	Ottawa	Lv	8.20 AM	*4.40 AM		
Mixed									
7.10 PM	9.00 AM	58.4	Lv.	Ottawa 40, 90	Ar	8.05 AM	6.55 PM		
7.20 PM	9.20 AM	62.4	Ar.	Burlington Jc	Lv	7.55 AM	6.40 PM		
7.40 PM	9.50 AM	69.5	"	Homewood	"	7.35 AM	6.05 PM		
7.47 PM	10.00 AM	72.1	"	Ransomville	"	7.20 AM	5.50 PM		
7.55 PM	10.15 AM	75.0	"	Williamsburg	"	7.20 AM	5.35 PM		
8.03 PM	10.25 AM	77.7	"	Silkville	"	7.12 AM	5.20 PM		
8.13 PM	10.40 AM	81.2	"	Agricola	"	7.00 AM	5.05 PM		
8.25 PM	11.05 AM	85.2	"	Waverly	"	6.50 AM	4.45 PM		
8.40 PM	11.35 AM	90.6	"	Hall's Summit	"	6.35 AM	4.05 PM		
8.55 PM	12.05 PM	95.7	"	Sharpe	"	6.20 AM	3.35 PM		
9.17 PM	12.45 PM	104.0	"	Burlington	"	6.00 AM	2.55 PM		
9.45 PM	1.35 AM	114.4	Ar.	Gridley	Lv	6.30 AM	2.05 PM		

Chanute, Pittsburg and Joplin. Read up

201-241 Daily		Table 99		242-202 Daily	
9.00 AM	0	Lv.	Kansas City	Ar	6.30 PM
1.40 PM	126.9	Ar.	Chanute	Lv	1.45 PM
Mixed					
2.10 PM	126.9	Lv.	Chanute 90, 98	Ar	11.45 PM
2.25 PM	137.8	"	Rollin	"	11.25 PM
2.45 PM	137.8	"	Shaw	"	11.15 PM
2.55 PM	142.8	"	Erie	"	12.05 PM
3.05 PM	145.7	"	Trent	"	11.55 AM
3.25 PM	152.7	"	Walnut	"	11.40 AM
3.45 PM	159.8	"	Brazilton	"	11.25 AM
4.05 PM	167.6	"	Girard	"	11.10 AM
4.20 PM	172.7	"	Bradley	"	11.00 AM
4.35 PM	181.0	"	Frontenac	"	10.50 AM
5.00 PM	181.0	"	Pittsburg	"	10.25 AM
6.10 PM	207.0	Ar.	Joplin	Lv	9.15 AM

Cherryvale and Coffeyville. Read up

281 Mixed Daily		207 Ex. Sun.		Table 100		282 Mixed Daily		284 Mixed Daily	
3.10 PM	8.00 AM	10.25 PM	0	Lv.	Cherryvale 90	Ar	4.55 AM	12.10 PM	5.30 PM
3.35 PM	8.35 AM	110.40 PM	8.2	"	Liberty	"	11.35 AM	5.00 PM	
3.50 PM	9.00 AM	14.1	"	"	Kalloch	"	11.10 AM	4.35 PM	
4.00 PM	9.10 AM	16.5	Ar.	Coffeyville	Lv	4.25 AM	11.00 AM	4.25 PM	

Independence and Tulsa. Read up

201-221 Daily		203 Daily		Table 101		222-202 Daily		204 Daily	
9.00 AM	10.45 PM	0	Lv.	Kansas City	Ar	6.30 PM	*6.45 AM		
3.25 PM	4.55 AM	165.8	Ar.	Independence	Lv	11.55 AM	11.45 PM		
Mixed									
3.35 PM	5.10 AM	165.8	Lv.	Independence 90, 102	Ar	11.45 AM	11.40 PM		
3.50 PM	5.27 AM	173.4	"	Bolton	"	11.25 AM	11.25 PM		
4.00 PM	5.37 AM	177.9	"	Wayden	"	11.15 AM	11.15 PM		
4.10 PM	5.52 AM	182.0	"	Havana 102	"	11.10 AM	11.05 PM		
4.30 PM	6.08 AM	188.0	"	Caney	"	10.50 AM	10.50 PM		
4.35 PM	6.13 AM	190.0	"	Owen	"	10.45 AM	10.45 PM		
4.55 PM	6.25 AM	195.9	"	Copan	"	10.30 AM	10.30 PM		
5.15 PM	6.40 AM	202.9	"	Dewey	"	10.15 AM	10.15 PM		
5.25 PM	6.50 AM	207.0	"	Bartlesville	"	10.05 AM	10.05 PM		
5.40 PM	7.04 AM	213.9	"	Matoaka	"	9.50 AM	9.50 PM		
5.55 PM	7.15 AM	218.4	"	Ochelata	"	9.38 AM	9.40 PM		
6.10 PM	7.30 AM	224.6	"	Ramona	"	9.25 AM	9.10 PM		
6.25 PM	7.45 AM	230.8	"	Vera	"	9.14 AM	9.25 PM		
6.40 PM	8.00 AM	237.6	"	Collinsville	"	9.00 AM	8.55 PM		
6.55 PM	8.18 AM	245.1	"	Owasso	"	8.45 AM	8.37 PM		
7.10 PM	8.33 AM	251.8	"	Mohawk	"	8.33 AM	8.25 PM		
7.25 PM	8.50 AM	257.6	Ar.	Tulsa	Lv	8.15 AM	8.10 PM		

Independence and Cedar Vale. Read up

201-227 Ex. Sun		203-225 Daily		Table 102		226-202 Daily		228-204 Ex. Sun.	
9.00 AM	10.45 PM	0	Lv.	Kansas City	Ar	6.30 PM	*6.45 AM		
3.25 PM	4.55 AM	165.8	Ar.	Independence	Lv	11.55 AM	11.45 PM		
Mixed									
3.35 PM	5.10 AM	165.8	Lv.	Independence 90, 101	Ar	11.45 AM	11.40 PM		
4.10 PM	9.50 AM	182.0	Lv.	Havana 101	Ar	9.15 AM	3.15 PM		
4.25 PM	10.10 AM	186.8	"	Notaze	"	9.00 AM	2.55 PM		
4.40 PM	10.30 AM	191.4	"	Peru	"	8.45 AM	2.35 PM		
4.50 PM	10.55 AM	195.6	"	Chanutequa	"	8.30 AM	2.10 PM		
5.05 PM	11.20 AM	201.6	"	Sumpter	"	8.03 AM	1.45 PM		
5.25 PM	11.50 AM	210.4	"	Helwig	"	7.35 AM	1.10 PM		
6.10 PM	12.15 PM	223.6	Ar.	Cedar Vale	Lv	7.15 AM	12.45 PM		

Wellington and Tonkawa. Read up

549 Ex. Sun.		513 Daily		Table 103		514 Daily		550 Ex. Sun.		540 Ex. Sun.	
5.00 AM	8.00 PM	0	Lv.	Wellington 56, 90, 91, 104	Ar	7.00 AM	12.30 PM				
5.45 AM	8.20 PM	7.2	"	Rome	"	6.41 AM	11.58 AM				
6.23 AM	8.38 PM	14.8	"	South Haven	"	6.23 AM	11.35 AM				
6.45 AM	8.45 PM	18.1	"	Hunnewell	"	6.16 AM	11.20 AM				
7.00 AM	8.50 PM	20.9	"	Willston	"	6.10 AM	11.05 AM				
7.30 AM	9.00 PM	23.5	"	Braman	"	6.00 AM	10.50 AM				
7.45 AM	9.10 PM	26.9	"	Sumpter	"	5.52 AM	10.35 AM				
8.30 AM	9.25 PM	34.5	"	Blackwell 57, 65	"	5.39 AM	10.15 AM				
9.00 AM	9.57 PM	39.0	"	Tyner	"	5.29 AM	9.45 AM				
	9.50 PM	43.8	Ar.	Tonkawa	Lv	5.20 AM	9.30 AM				

Wellington and Caldwell. Read up

525 Ex. Sun.		Table 104		526 Ex. Sun.	
7.30 AM	0	Lv.	Wellington 56, 90, 91, 103	Ar	10.55 AM
8.00 AM	9.3	"	Perth	"	10.25 AM
8.15 AM	13.1	"	Corbin	"	10.10 AM
8.45 AM	0.7	Ar.	Caldwell	Lv	9.45 AM

Read down Read up

17-117-551 Ex. Sun.		17-117-543 Ex. Sun.		Table 105		544-118-18 Ex. Sun.		552-118-18 Ex. Sun.	
10.00 PM	*10.00 PM	0	Lv.	Kansas City	Ar	7.00 AM	*7.00 AM		
11.37 AM	11.37 AM	316.6	Ar.	Attica	Lv	7.22 PM	*7.22 PM		
Mixed									
12.30 PM	11.55 AM	0	Lv.	Attica 91	Ar	11.20 AM	9.00 AM		
1.25 PM	12.30 PM	10.8	"	Sharon	"	10.43 AM	8.10 AM		
1.50 PM	12.48 PM	15.9	"	Pixley	"	10.27 AM			
2.20 PM	1.05 PM	20.2	Ar.	Medicine Lodge 106	Lv	10.05 AM	7.25 AM		

Read down Read up

551 Ex. Sun.		547 Ex. Sun.		Table 106		548 Ex. Sun.		552 Ex. Sun.	
5.00 AM	9.0	Lv.	Kiowa 66, 91	Ar	4.30 PM				
5.35 AM	9.0	"	Gerlane	"	4.00 PM				
6.10 AM	19.0	Ar.	Medicine Lodge 105	Lv	3.30 PM				
6.20 AM	19.0	Lv.	Medicine Lodge	Ar	9.30 AM	7.10 AM			
3.10 PM	6.40 AM	26.8	"	Forest City	"	9.10 AM	6.40 AM		
3.40 PM	7.00 AM	33.2	"	Lake City	"	8.55 AM	6.20 AM		
4.10 PM	7.10 AM	38.9	"	Sun City	"	8.40 AM	6.00 AM		
4.30 PM	7.20 AM	43.4	"	Stilgen	"	8.28 AM	5.45 AM		
5.00 PM	7.40 AM	50.1	Ar.	Belvidere 63	Lv	8.10 AM	5.20 AM		

Connections at Arkansas City.

Read down Read up

3 Ex. Sun.		Mls.		STATIONS		2 Ex. Sun.	
1.10 PM	0	Lv.	Arkansas City	Ar	10.40 AM		
1.37 PM	7	"	Gueda Springs	"	10.20 AM		
1.55 PM	12	"	Ashton	"	10.00 AM		
2.10 PM	16	"	Portland	"	9.47 AM		
2.30 PM	22	"	South Haven	"	9.30 AM		
3.30 PM	34	"	Caldwell	"	8.45 AM		
4.30 PM	49	"	Bluff City	"	7.35 AM		
5.00 PM	60	Ar.	Anthony	Lv	7.00 AM		

Read down Read up

6 Daily		2 Daily		Mls.		STATIONS		1 Daily		5 Daily	
5.45 AM	10.35 AM	0	Lv.	Arkansas City	Ar	4.50 PM					
7.10 AM	1.50 PM	63	"	Pawluska	"	1.35 PM				9.30 PM	
7.10 AM	3.13 PM	97	"	Skiatook	Lv	12.13 PM				8.05 PM	
8.10 AM	4.00 PM	112	"	Tulsa	"	11.35 AM				7.25 PM	
8.25 AM	4.25 PM	122	"	Jenks	"	11.06 AM				6.50 PM	
9.25 AM	5.25 PM	146	"	Haskell	"	10.14 AM				5.53 PM	
10.20 AM	6.10 PM	167	Ar.	Muskogee	Lv	9.25 AM				5.00 PM	
	6.30 PM	167	Ar.	Muskogee	Ar	9.15 AM					
	6.50 PM	210	"	Stigler	Lv	7.31 AM					
	9.15 PM	236	"	Bokoshe	"	6.35 AM					
	9.35 PM	245	"	Panama	"	6.17 AM					
	10.55 PM	273	Ar.	Ft. Smith	Lv	5.10 AM					

Pullman Parlor Cars on all trains between Tulsa and Ft. Smith. Buffet service on all trains between Muskogee and Ft. Smith.

Connections at Milano.

Read down Read up

Connections at Denver, Colorado Springs and Pueblo.

Florence & Cripple Creek R. R. and Leased Lines
 Colo. Springs-Cripple Creek Division

Read down	4 Daily	Mls	STATIONS	3 Daily	Read up
	8.00 AM		Lv Denver	Ar 8.50 PM	
	5.30 AM		Lv Pueblo	Ar 7.50 PM	
	10.40 AM	0	Lv Colorado Springs	Ar 6.05 PM	
	12.11 PM	21.4	Ar Summit	Lv 4.52 PM	
	12.47 PM	30.1	" Clyde	" 4.19 PM	
	1.25 PM	41.5	" Goldfield	" 3.43 PM	
	1.36 PM	44.6	" Victor	" 3.35 PM	
	1.55 PM	49.9	Ar Cripple Creek	Lv 3.15 PM	

Connections at Deming.

Southern Pacific Lines of Mexico

9-909-2 Daily	Mls	STATIONS	1-610-10 Daily
9.30 AM	0	Lv Chicago	Ar 7.25 AM
9.35 PM	458	Lv Kansas City	Ar 7.50 PM
9.30 AM	1608	Lv Deming	Ar 7.00 PM
S. P. LINES OF MEXICO			
10.05 AM	1608	Lv Deming	Ar 2.45 PM
12.30 AM	1784	" Benson	" 2.50 PM
10.00 PM	18.3	" Nogales	" 7.00 AM
12.18 AM	192	" Magdalena	" 4.08 AM
4.47 AM	2048	" Hermosillo	10.35 PM
8.25 AM	2138	" Guaymas	6.30 PM
2.00 PM	2270	" Navojoa	1.20 PM
	2333	" San Blas	
	2470	" Cullacan	
	2607	" Mazatlan	
	2701	" Acaponeta	
	2804	Ar Tepic	Lv

Service temporarily discontinued

Service temporarily discontinued

Connections at El Paso.

El Paso & South Western System—Western Division.

7 Daily	5 Daily	Mls	STATIONS	6 Daily	8 Daily
8.05 PM	8.30 AM	0	Lv El Paso	Ar 3.30 PM	7.00 AM
8.35 PM	8.45 AM	6.4	" Pelea	" 3.15 PM	6.30 AM
10.42 PM	9.57 AM	49.1	" Malpais	" 2.05 PM	4.23 AM
11.50 PM	10.40 AM	73.5	" Columbus	" 1.20 PM	3.10 AM
12.50 AM	11.15 AM	98.2	" Hermanas	Lv 12.45 PM	2.10 AM
2.15 AM	11.59 AM	117.5	" Hachita	" 11.50 AM	12.59 AM
4.40 AM	11.27 PM	165.2	" Rodeo	" 10.23 AM	10.18 PM
7.25 AM	3.10 PM	217.3	Ar Douglas	8.40 AM	7.30 PM
8.35 AM	4.05 PM	239.0	Ar Osborn	Lv 7.40 AM	6.20 PM
9.05 AM	4.45 PM	248.3	Ar Blisbee	Lv 7.00 AM	5.50 PM
9.50 AM	4.15 PM	259.0	Lv Osborn	Ar 7.35 AM	5.00 PM
10.00 AM	4.25 PM	248.8	" Naco	Ar 7.25 AM	4.50 PM
11.17 AM	5.35 PM	272.1	Ar Fairbank	Lv 6.15 AM	3.30 PM
11.50 AM	6.10 PM	281.1	Ar Tombstone	Lv 6.15 AM	2.55 PM
12.05 PM	6.20 PM	291.2	Ar Benson	Lv 5.30 AM	2.45 PM

Connections at Merced.

Read down	8 Daily	Mls	STATIONS	7 Daily	Read up
	Service temporarily discontinued	0	Lv El Paso	Ar 3.30 PM	
	114	Ar Ciudad Juarez	Ar 2.27 PM		
	378	" Moctezuma	Lv 2.27 PM		
	521	" Chihuahua	" 2.27 PM		
	564	" Jimenez	" 2.27 PM		
	645	" Torreón	" 2.27 PM		
	788	" Jimulco	" 2.27 PM		
	788	" Camacho	" 2.27 PM		
	863	" Calera	" 2.27 PM		
	863	Ar Zacatecas	Ar 2.27 PM		
	140	Lv Aguascalientes	Ar 11.15 PM		
	416	Ar San Luis Potosí	Lv 11.15 PM		
	893	Lv Tampico	Lv 11.15 PM		
	893	Lv Encarnacion	Ar 10.05 PM		
	899	" Siao	Ar 6.05 PM		
	1008	Ar Guanajuato	Lv 4.30 PM		
	1007	Ar Irapuato	Ar 4.50 PM		
	1169	Ar Guadalaajara	Lv 7.45 AM		
	1020	Ar Salamanca	Lv 4.24 PM		
	1108	" San Juan del Rio	Ar 1.00 PM		
	1177	" Tula	Ar 9.40 AM		
	1226	Ar Mexico City	Lv 7.45 AM		

Cuernavaca Branch.

(Nat. Rys. of Mex.)

10 Daily	Mls	STATIONS	9 Daily
7.30 AM	0	Lv Mexico City	Ar 6.30 PM
10.10 AM	47	" Tres Marias	" 3.55 PM
12.05 PM	73	" Cuernavaca	Lv 1.40 PM
2.10 PM	112	" Puente del xtlá	Lv 1.15 PM
4.25 PM	148	Ar Iguala	Ar 9.15 PM
6.35 PM	182	Ar Balsas	Lv 7.00 PM

Mexico North-Western Ry.

1 Daily	Kms.	STATIONS	2 Daily
	0.0	Lv Ciudad Juarez	Ar
	22.5	" Medezos	Lv
	68.6	" Medanos	Lv
	125.0	" Guzman	"
	155.5	" Sabinal	"
	188.0	" San Pedro	"
	318.0	" Corralitas	"
	240.0	" Nueva Casas Grandes	"
	270.0	Ar Pearson	Lv

Connections at Jerome Junction.

United Verde & Pacific Ry.

Read down	4 Daily	Mls	STATIONS	1 Daily	3 Daily	6 Daily
2.35 PM	9.50 AM	0	Lv Jerome Junction	Ar 8.50 AM	1.35 PM	3.30 PM
3.05 PM	10.20 AM	7.0	" Davis	" 8.25 AM	1.10 PM	3.05 PM
3.30 PM	10.40 AM	8.15	" Russell	" 8.15 AM	1.00 PM	2.55 PM
3.55 PM	11.00 AM	8.40	" Bodkin	" 7.55 AM	12.40 PM	2.35 PM
4.15 PM	11.40 AM	9.00	" Horsehoe	" 7.38 AM	12.23 PM	2.18 PM
4.40 PM	12.05 PM	9.25	" First View	" 7.20 AM	12.05 PM	2.00 PM
5.05 PM	12.30 PM	9.55	Ar Jerome	Lv 7.00 AM	11.45 AM	1.40 PM

Connections at Ludlow.

Tonopah & Tidewater R. R.

18-9 Ex. Sat.	Mls	STATIONS	10-1 Ex. Sun.
2.00 PM	0	Lv Los Angeles	Ar 10.15 AM
7.40 PM	141	" Barstow	" 4.40 AM
7.55 PM	151	" Daggett	" 4.25 AM
8.55 PM	195	Ar Ludlow	Lv 3.10 AM
8.00 PM	0	Lv San Francisco	Ar 5.30 PM
11.35 PM	78	" Stockton	" 2.15 PM
4.01 PM	506	Ar Ludlow	Lv 10.20 PM
10.00 PM	0	Lv Chicago	Ar 7.28 AM
11.30 AM	458	" Kansas City	" 5.05 PM
7.45 PM	1213	" Denver	" 10.00 AM
12.01 AM	2070	Ar Ludlow	Lv 3.50 AM
9.00 PM	195	Lv Ludlow	Ar 3.00 AM
9.49 PM	216	" Mesquite	" 2.03 AM
10.01 PM	220	" Crucero	" 1.50 AM
10.13 PM	224	" Raser	" 1.36 AM
10.26 PM	228	" Soda	" 1.24 AM
10.45 PM	237	" Baker	" 12.59 AM
11.10 PM	244	Ar Silver Lake	Lv 12.35 AM
11.10 PM	244	Lv Silver Lake	Ar 12.35 AM
11.57 PM	260	" Biggs	" 12.05 AM
12.10 AM	260	" Vailcan	" 11.50 PM
12.21 AM	269	" Dumont	" 11.24 PM
12.42 AM	277	" Morrison	" 10.55 PM
1.00 AM	282	Ar Tecopa	Lv 10.39 PM
1.00 AM	282	Lv Tecopa	Ar 10.39 PM
1.18 AM	286	" Zabriskie	" 10.24 PM
1.33 AM	291	" Shoshone	" 10.09 PM
2.00 AM	304	" Evelyin	" 9.44 PM
2.40 AM	318	Ar Death Valley Jct.	Lv 9.10 PM
	323	Ar Ryan	Lv
2.50 AM	316	Lv Death Valley Jct.	Ar 8.57 PM
3.20 AM	328	" Scranton	" 8.27 PM
3.45 AM	339	" Leeland	" 8.02 PM
4.15 AM	349	Lv Ashton	Lv 7.40 PM
5.40 AM	361	" Gold Center	" 7.15 PM
5.15 AM	366	Ar Rhyolite	Lv 7.00 PM
6.20 AM	363	Lv Beatty (B. C.)	Lv 6.30 PM
6.52 AM	374	" Springdale	" 5.49 PM
8.10 AM	400	" Bonnie Claire	" 4.55 PM
9.05 AM	430	Lv Cuprite	Ar 4.11 PM
10.00 AM	436	Ar Goldfield	Lv 3.30 PM
7.45 AM	436	Lv Goldfield (T. & G.)	Ar 9.30 AM
9.07 AM	467	Ar Tonopah	Lv 8.13 AM

Connections at Merced.

Yosemite Valley R. R.

Read down	4-8 Ex. Sun.	10-2 Daily	4 Daily	Mls	STATIONS	1-7 Daily	3-11 Daily	7-3 Ex. Sun.
	9.30 PM	9.00 AM	9.30 PM	0	Lv San Francisco	Ar 5.30 PM	8.00 AM	10.30 PM
	2.30 AM	2.05 PM	2.30 AM	143	Ar Merced	Lv 12.35 PM	2.30 AM	5.58 PM
	5.15 PM	8.00 PM	5.30 AM	0	Lv Los Angeles	Ar 7.10 AM		8.45 AM
	5.30 AM	12.10 PM		450	Ar Merced	Lv 2.05 PM		8.02 PM
	7.15 AM	2.40 PM	3.15 AM	0	Lv Merced	Ar 11.00 AM	12.15 AM	2.31 PM
	8.00 AM	3.12 PM		15	" Hopeton	" 10.28 AM		1.15 PM
	8.09 AM	3.19 PM	3.55 AM	18	" Snelling	" 10.22 AM		1.00 PM
	8.30 AM	3.34 PM	4.08 AM	24	" Merced Falls	" 10.09 AM	11.18 PM	12.55 PM
	8.54 AM	3.49 PM		30	" Goff	" 9.51 AM		12.05 PM
	9.32 AM	4.07 PM		37	" Pleasant Valley	" 9.32 AM		11.25 AM
	9.50 AM	4.14 PM		39	" Jasper	" 9.25 AM		11.15 AM
	10.10 AM	4.30 PM		44	" Kitteridge	" 9.09 AM		11.07 AM
	10.20 AM	4.40 PM	5.15 AM	48	Ar Bagby	Lv 9.00 AM	10.10 PM	11.04 AM
	5.00 PM			54	Lv North Fork	Ar 8.42 AM		
	5.07 PM			56	" Mountain King	" 8.35 AM		
	5.56 PM			71	" South Fork	" 7.52 AM		
	6.10 PM			75	" Moss Canyon	" 7.39 AM		
	6.20 PM		7.00 AM	78	Ar El Portal	Lv 7.25 AM	8.30 PM	

INDUSTRIAL DEPARTMENT

A Community of Interests

Is that existing between the Atchafalaya, Topeka & Santa Fe Railway System and the people on its lines. This partnership is evidenced in the creation of an Industrial Department by the Santa Fe, the objects of which are:

- To ascertain and bring to the attention of interested manufacturers all the resources in the way of raw material along its lines;
- To co-operate with and encourage the citizens of its territory in the establishment of industries which the local conditions, markets, and other factors favor;
- To bring opportunities for investment in its tributary territory to the attention of investors;
- To aid producers along its lines to extend their markets, and to foster an interchange of commodities along its system;
- To encourage and aid in the introduction of new and profitable products;
- To keep in touch with developments and discoveries in its immense mineral territory, and to aid miners and prospectors in bringing their claims to the attention of capital.

For further information address:
WESLEY MERRITT, Industrial Commissioner
 1122 Railway Exchange Chicago, Illinois

The **California Limited** is exclusively for first-class travel

It runs daily between Chicago, Kansas City, Los Angeles, San Diego, and San Francisco, on rock-ballasted and oil-sprinkled tracks, safeguarded by block signals.

The scenery through Colorado, New Mexico, and Arizona is unique. At times you are more than a mile above the sea. The air is dry, pure, and bracing.

Reservations of space will not be made on this train to points east of Williams, Arizona, with the exception of a few berths that may be used from Chicago to Kansas City. Similar restrictions also apply eastbound.

Equipped with compartment; compartment-drawing-room sleepers; a ten-section single drawing-room and two staterooms Pullman sleeper; a dining car in which a *la carte* breakfast and luncheon and *table d'hote* dinners are served; a club car, containing gentlemen's buffet, reading, and smoking room, and barber shop; and an observation car with library and a commodious parlor.

The entire train is wide vestibuled, and ventilated by the Garland process. It is electric lighted throughout, each section having two separate lights conveniently placed. Electric fans are also provided. Current periodicals and newspapers and stationery are furnished in both the buffet-smoking car and observation car; also market reports by wire.

For the accommodation of those who have been too busy to get their dinner before leaving time, the dining car will be open for one hour after train leaves Chicago. Service *la carte*.

Pullman berths must be paid for when reservations are made. The management has adopted this rule for the mutual benefit of all California Limited patrons, on account of heavy travel.

The Limited is intended for *through* travel. Local passengers are not carried for distances of less than one hundred miles. No passengers, regardless of destination, are permitted to board the train after all berth space has been sold. Between October 1 and March 31, westbound, and March 1 to June 30, eastbound, an extra fare of \$25 will be charged if one person occupies a drawing-room alone, and \$10 if a compartment is so occupied, except that locally between Chicago and Kansas City no excess ticket will be required.

The additional amounts stated above will not be required during any portion of the year from passengers purchasing Pullman accommodations to or from points in California between Bakersfield and San Francisco, inclusive.

Homeseekers' excursion tickets, on sale first and third Tuesdays of each month, are not honored on the California Limited.

SHIP YOUR FREIGHT "SANTA FE ALL THE WAY"

Through Merchandise Cars from Chicago, St. Louis, Kansas City, St. Joseph, Atchison and Leavenworth.

To principal points in Illinois, Missouri, Kansas, Oklahoma, Texas, Colorado, New Mexico, Arizona and California.

EMIGRANT MOVABLES

Are Given Special Attention.—The term "Emigrants' Movable" will apply to the property of an intending settler only and will include Tools and Implements of Calling (including Hand and Foot Power Machines, but not including machinery driven by Steam, Electricity, Gas, Gasoline, Compressed Air or Water, other than Agricultural Implements); Second Hand Store Fixtures of merchants; Second Hand Vehicles, (not including Self-Propelling Vehicles, Hearses and similar Vehicles); Live Stock, not to exceed ten (10) head (subject to declared valuations and premium charges shown under "Live Stock"); Trees and Shrubbery; Lumber and Shingles; Fence Posts; one Portable House; Seeds for planting purposes; Feed for Live Stock while in transit, and Household Goods; but does not include General merchandise, nor any articles, whether herein enumerated or not, which are intended for sale or speculation.

One man will be passed free one way with one or more cars of Emigrant Movable, provided the car contains horses, mules, cattle, hogs, or sheep, and is covered by live stock contract. No return pass given.

Between points east of Chicago a minimum carload must contain 12,000 pounds. In this territory not to exceed five (5) head of live stock may be included. From Chicago west the minimum carload is 20,000 pounds in which may be included not to exceed ten (10) head of live stock.

Prospective settlers and others can get full information as to rates, service, etc., by addressing,

F. B. HOUGHTON, Freight Traffic Manager A. T. & S. F. Ry. System
Railway Exchange, Chicago

J. R. KOONTZ, General Freight Agent A. T. & S. F. Ry.
Topeka, Kan.

Santa Fe Meal Service

(Management Fred Harvey)

The dining-car, dining-room, and hotel service of the Santa Fe is managed by Fred Harvey. It is the best railway meal service in the world. All through passenger trains, which do not carry dining cars, are scheduled to stop at dining stations, placed at convenient points along the line. *Ample time is allowed for meals.*

All dining cars are equipped with electric lights and electric fans. A ventilating device in the kitchen removes all odor of cooking. Meals *a la carte*, except that on the California Limited the dinners are *table d'hote*.

Below is given a list of stations at which dining rooms and lunch rooms will be found:

DINING ROOMS

Albuquerque, N. M.
Amarillo, Tex.
Arkansas City, Kan.
Ash Fork, Ariz.
Bakersfield, Cal.
Barstow, Cal.
Clovis, N. M.
Dallas, Tex.
Deming, N. M.
Dodge City, Kan.
Emporia, Kan.
Gallup, N. M.
Hutchinson, Kan.

LUNCH ROOMS

Albuquerque, N. M.
Amarillo, Tex.
Arkansas City, Kan.
Ash Fork, Ariz.
Bakersfield, Cal.
Barstow, Cal.
Belen, N. M.
Canadian, Texas
Chanute, Kan.
Cleburne, Texas.
Clovis, N. M.
Colorado Springs, Colo.
Dallas, Tex.
Deming, N. M.
Dodge City, Kan.
Emporia, Kan.
Gallup, N. M.
Gainesville, Texas.
Galveston, Texas.

DINING ROOMS

La Junta, Colo.
Lamy, N. M.
Las Vegas, N. M.
Merced, Cal.
Needles, Cal.
Newton, Kan.
Purcell, Okla.
Rincon, N. M.
Syracuse, Kan.
Temple, Tex.
Topeka, Kan.
Trinidad, Colo.
Waynoka, Okla.

LUNCH ROOMS

Guthrie, Okla.
Hutchinson, Kan.
Kingman, Ariz.
La Junta, Colo.
Lamy, N. M.
Las Vegas, N. M.
Los Angeles, Cal.
Merced, Cal.
Mojave, Cal.
Needles, Cal.
Newton, Kan.
Purcell, Okla.
Rincon, N. M.
Rosenberg, Texas.
Syracuse, Kan.
San Bernardino, Cal.
San Marcial, N. M.
Seligman, Ariz.
Silsbee, Texas.
Slaton, Texas.

DINING ROOMS

Wellington, Kan.
Williams, Ariz.
Winslow, Ariz.
Ferry Steamers "San Pablo" and "San Pedro," San Francisco.
Dearborn Station, Chicago, and Union Depot restaurant, El Paso, are also managed by Fred Harvey.

LUNCH ROOMS

Somerville, Texas.
Sweetwater, Texas.
Temple, Texas.
Topeka, Kan.
Trinidad, Colo.
Vaughn, N. M.
Waynoka, Okla.
Wellington, Kan.
Williams, Ariz.
Winslow, Ariz.
Ferry Steamers "San Pablo" and "San Pedro," San Francisco.
Dearborn Station restaurant, Chicago, Union Depot restaurant, El Paso, and Union Station Lunch Room, Houston.

Hotel Accommodations are provided at:

Albuquerque, N. M.
Ash Fork, Ariz.
Barstow, Cal.
Clovis, N. M.
Deming, N. M.
Dodge City, Kan.
Emporia, Kan.
Grand Canyon, Ariz.
Hutchinson, Kan.

La Junta, Colo.
Lamy, N. M.
Las Vegas, N. M.
Mojave, Cal.
Needles, Cal.
Newton, Kan.
Rincon, N. M.
San Marcial, N. M.

Seligman, Ariz.
Syracuse, Kan.
Temple, Tex.
Trinidad, Colo.
Vaughn, N. M.
Wellington, Kan.
Williams, Ariz.
Winslow, Ariz.

The most noteworthy of the Santa Fe hotels are:

THE BISONTE, at Hutchinson, Kan., with 67 guest rooms and dining room seats for 120.

THE SEQUOYAH, at Syracuse, Kan., with 16 guest rooms and a dining room seating 100.

GRAN QUIVIRA, at Clovis, N. M., has 25 guest rooms and dining accommodations for 75 persons.

LOS CHAVES, at Vaughn, N. M., with 10 guest rooms and a dining room seating 42 persons.

THE CARDENAS, at Trinidad, Colo., with 37 guest rooms and a dining room with seats for 108.

THE CASTAÑEDA, at Las Vegas, N. M., has 43 guest rooms and dining accommodations for about 100.

EL ORTIZ, at Lamy, N. M., is unique. Designed especially for those who stop over to visit old Santa Fé.

THE ALVARADO, at Albuquerque, N. M., with 70 guest rooms and dining accommodations for 160. The famous Fred Harvey Indian Museum is located here.


THE FRAY MARCOS, at Williams, Ariz., is an adjunct to El Tovar at the Grand Canyon.

EL TOVAR, at Grand Canyon, which is described in detail on another page.

THE ESCALANTE, at Ash Fork, Ariz., with 31 guest rooms and a dining room seating 120.

EL GARCES, at Needles, Cal., has 65 guest rooms and dining accommodations for twice that number.

CASA DEL DESIERTO, at Barstow, Cal., has 25 guest rooms and dining accommodations for about 120.



From Pima Point, on Hermit Rim Road

Copyrighted, 1911, Fred Harvey

Grand Canyon of Arizona

El Tovar Hotel, under management of Fred Harvey, is located at the Grand Canyon of Arizona. Occupying a site 7,000 feet above sea-level, close to the Canyon rim, at the railway terminus and not far from the head of Bright Angel Trail, El Tovar commands a prospect without parallel in the world. It represents an investment of nearly a quarter of a million dollars. The hotel is built of pine logs and stone, in rustic style; is from three to four stories high and contains more than a hundred sleeping-rooms. There are accommodations for nearly 300 guests. The cuisine is Harvey's best. Every modern convenience is provided—such as steam heat (in season), electric light, baths, rooms en suite, private dining-room, an amusement room and club room. Livery for drives along the rim and trips down the trail. The hotel is conducted on the American plan. Rooms without bath, \$4.00 to \$6.00 a day each person; with bath, \$6.00 to \$8.00 each person, and upward.

To accommodate those desiring less expensive quarters, **Bright Angel Camp**—old Bright Angel Hotel remodeled—is run as an adjunct to El Tovar under Harvey management, on European plan. Rooms in cottage or tent, \$1.00 a day each person; meals at cafe. The service here is clean, wholesome, and comfortable.

A new macadamized roadway has been built from El Tovar, nine miles westward, by way of Hopi, Mohave and Pima Points to head of Hermit Basin, along the south rim of the Canyon. It is called **Hermit Rim Road** and soon will become one of the most noted scenic drives in the world. A new trail is being constructed from the end of this road, down Hermit Creek, to the Colorado River; it will be called **Hermit Trail**, and will be finished by midsummer of 1912—meanwhile special parties from El Tovar can go part way down.

Santa Fe Trains run twice a day to the rim of the Canyon at Bright Angel. Leave Williams 5:40 a. m. and 1:30 p. m.; leave Grand Canyon returning, 8:10 a. m. and 7:50 p. m.; time about three hours each way; close connection with main line trains.

Daily Pullman service on No. 3 (California Limited), Winslow to Grand Canyon, and Grand Canyon to Los Angeles; also on No. 4 (California Limited), Los Angeles to Grand Canyon, and Grand Canyon to Winslow. Extra Pullman fare: Williams to Grand Canyon, \$2.00 for double lower berth (sleeper may be occupied all night); Grand Canyon to Williams, 50 cents for seat (day run), and \$2.00 for double lower berth (night run).

Stop-overs are granted on through railroad and sleeping-car tickets.

The **Round-trip Fare**, Williams to Grand Canyon, is \$7.50.

Grand Canyon passengers who stop off at Williams between trains will find high-class service at the new station hotel, **Fray Marcos**, managed by Fred Harvey.

It is built of reinforced concrete, with wide porticos, like an old Spanish mission, and contains 25 guest rooms. The public rooms consist of a restaurant, where all meals are served a la carte; a lunch room; a lobby, and an Indian room. Every modern convenience—such as baths, steam heat, electric light, etc.

Ask any Santa Fe agent for free copy of pamphlet entitled "Titan of Chasms."