



North Coast Limited

First of the Northern
Transcontinentals



North Coast Limited

First of the Northern
Transcontinentals

Northern Pacific Railway General Offices

St. Paul Office, Fifth and Jackson.
New York Office, 34 Nassau Street

Traffic Department Officers

Seattle Office, Smith Tower

R. W. Clark, General Traffic Manager, St. Paul, Minn.

J. G. Woodworth, Vice President, St. Paul, Minn.

J. C. Simonton, Asst. to General Traffic Manager, St. Paul, Minn.

Passenger

E. E. Nelson, Passenger Traffic Manager St. Paul, Minn.
A. D. Charlton, General Passenger Agent Portland, Ore.
M. M. Goodwill, General Passenger Agent St. Paul, Minn.
V. F. Harvey, Assistant General Passenger Agent St. Paul, Minn.
C. L. Townsend, Assistant General Passenger Agent St. Paul, Minn.
R. J. Tozer, Assistant General Passenger Agent Seattle, Wash.
H. M. Fletcher, Assistant General Passenger Agent New York, N. Y.

Agricultural Development

J. W. Haw, Director, Department of Agricultural Development St. Paul, Minn.
H. W. Beverly, General Immigration Agent St. Paul, Minn.
E. E. Benson, Agricultural Development Agent Seattle, Wash.
W. P. Stapleton, Agricultural Development Agent Spokane, Wash.
L. A. Campbell, Agricultural Development Agent Missoula, Mont.
I. J. Courtice, Agricultural Development Agent Billings, Mont.
A. J. Dexter, Agricultural Development Agent St. Paul, Minn.
C. E. Arney, Industrial Agent Spokane, Wash.

Baggage and Express

C. H. Goodhue, Manager Baggage and Express Traffic St. Paul, Minn.

Operating Department Officers

B. O. Johnson, Assistant to Vice President—Operation St. Paul, Minn.
S. A. Wilder, Assistant to Vice President—Operation St. Paul, Minn.
W. C. Sloan, Gen. Manager, Lines East of Paradise St. Paul, Minn.
T. H. Lantry, Gen. Manager, Lines West of Paradise Seattle, Wash.

H. E. Stevens, Vice President, St. Paul, Minn.

H. H. Strachan, General Supt. Lines East of Mandan St. Paul, Minn.

T. F. Lowry, General Supt. Lines Mandan to Paradise Livingston, Mont.

J. E. Craver, General Supt. Lines West of Paradise Seattle, Wash.

P. H. McCauley, General Supt. Transportation St. Paul, Minn.

W. H. Gemmill, President, Minn. & Int. and Big Fork & Int. Falls Rys., Brainerd, Minn.

Freight

L. R. Capron, Freight Traffic Manager St. Paul, Minn.
J. L. Burnham, Western Traffic Manager Seattle, Wash.
C. B. Sexton, Assistant Freight Traffic Manager St. Paul, Minn.
T. B. Montgomery, Eastern Freight Traffic Manager New York, N. Y.
J. G. Morrison, General Freight Agent St. Paul, Minn.
F. A. Cleveland, General Freight Agent Seattle, Wash.
W. E. Alair, Foreign Freight Agent St. Paul, Minn.
G. A. Mitchell, Assistant General Freight Agent St. Paul, Minn.
R. E. Smith, Assistant General Freight Agent St. Paul, Minn.
J. J. Heron, Assistant General Freight Agent St. Paul, Minn.
H. H. Ellsworth, Assistant General Freight Agent St. Paul, Minn.
J. P. Dennis, Assistant to Freight Traffic Manager St. Paul, Minn.
L. R. Challoner, Assistant General Freight and Passenger Agent Helena, Mont.
F. H. Fogarty, Assistant General Freight Agent Portland, Ore.
C. M. Grubbs, Assistant General Freight Agent Seattle, Wash.
F. H. Berry, Assistant General Freight Agent Seattle, Wash.
J. L. Norton, Assistant General Freight and Passenger Agent Tacoma, Wash.

Perishable Freight

Geo. R. Merritt, General Agent Refrigerator Service St. Paul, Minn.

Live Stock

E. L. Hoppel, Live Stock Agent St. Paul, Minn.

General and Traveling Passenger, Freight and Immigration Representatives

Aberdeen, Wash., Telephone 810
R. H. SCHAEFFER, District Freight and Passenger Agent
Bellingham, Wash., A. N. BUSSING, General Agent
Billings, Mont., 21 1/4 North Broadway, Telephone 1346
W. S. HOPE, District Freight and Passenger Agent
Boston, Mass., 236 Old South Bldg., Tel. Liberty 9699
GEORGE L. BROOKS, District Passenger Agent
JARED JERNEGAN, Traveling Passenger Agent
F. W. CLEMSON, General Ag't Frt. Dept. (Phone Lib. 8367)
Bozeman, Mont., J. J. COLLINS, Ticket Office Agent
Bremerton, Wash., Consolidated Ticket Office
A. F. LEE, Agent, 228 First St., Telephone 722
Buffalo, New York, 200 Elliott Square, Tel. Wash. 6822
C. W. BEARDSSELL, District Passenger Agent
J. M. DOYLE, Commercial Agent
Butte, Mont., Consolidated Ticket Office, Tel. 3275
No. 2 North Main St., D. E. WILDER, Agent
Butte, Mont., 405-67 Metals Bank Bldg., Tel. 4359
C. E. MCMLLEN, General Agent
W. B. ELLIOTT, City Passenger Agent
R. C. MURPHY, Soliciting Freight Agent
Chicago, Ill., Straus Bldg., 73 E. Jackson Blvd., Tel. Wabash 1271
M. E. HARLAN, General Agent Passenger Dept.
G. W. RODINE, Ass't. General Agent
JOHN B. HINKSON, Traveling Passenger Agent
W. C. WIDENHOEFER, Traveling Passenger Agent
Freight Department, Room 644, Straus Bldg.
J. H. BRINKRIHOFF, General Agent
N. GURFARSON, General Agent Passenger Dept.
O. H. GRIFFIN, H. A. PETERSON, City Freight Agents
C. M. GAUTWICK, Traveling Freight Agent
P. M. KILDY, Traveling Freight Agent
B. L. YOUNGLOVE, Traveling Freight Agent
Cincinnati, Ohio, 507 Ch. of Comm. Bldg., Tel. Main 5002
R. H. MCCARDY, General Agent Pass. Dept.
V. F. GOODKNIGHT, General Agent
A. L. PLACKE, Traveling Passenger Agent
V. L. HINES, Traveling Freight Agent
R. B. JOHNS, Trav. Frt. and Pass. Agent
Cleveland, Ohio, 1334 Term. Tower Bldg., Tel. Main 2846
WILLARD ADAMSON, General Agent
P. G. SCOTT, Traveling Passenger Agent
F. H. BOARDMAN, Traveling Freight Agent
C. H. GAARDSMOE, City Passenger Agent
Dallas, Texas, 903 Southwestern Life Bldg., Tel. Y-3667
CHARLES SORG, JR., Southwestern Agent
Denver, Colo., 901 Seventeenth Street, Tel. Wabash 1271
W. OVERMAN, Traveling Freight Agent
Des Moines, Iowa, 216 Equitable Bldg., Tel. 4-1228
NEIL BAIRD, District Passenger Agent
Detroit, Mich., 1006-7 Transportation Bldg., Telephone Randolph 4934-4935
GEO. BARNES, General Agent
L. K. TANNABILL, Traveling Passenger Agent
J. E. PATTERSON, City Passenger Agent
E. P. HALL, City Passenger Agent
E. E. HARRIS, Traveling Freight Agent
J. L. SCHLOSS, Traveling Freight Agent
Duluth, Minn., City Ticket Office, No. 334 West Superior St., Tel. Melrose 2600
J. I. THOMAS, Ass't. Gen. Freight and Passenger Agent
C. P. O'DONNELL, City Passenger Agent
N. D. HARDING, Traveling Freight and Pass. Agent
JOHN C. AUSTIN, City Freight Agent
H. R. WHITE, City Freight Agent
Everett, Wash., J. B. HART, General Agent
Fargo, N. D., M. L. MIKKELSEN, Pass. Agt., Pass. Sta.
Helena, Mont., Placer Hotel, 27 No. Main St., Tel. 624
L. R. CHALLONER, Ass't. Gen. Frt. and Pass. Agent
J. DEE, City Passenger Agent
GEO. A. MINER, City Passenger and Ticket Agent
J. C. PETRES, Traveling Passenger Agent

Kansas City, Mo., 116 Ry. Exch. Bldg., Bell Tel. Main 8141
F. A. ACKER, General Agent
L. B. HEINLEN, Traveling Passenger Agent
FRANK HARLAN, Traveling Passenger Agent
L. A. ANDERSON, Traveling Freight Agent
W. S. MILLER, City Freight and Passenger Agent
Lewiston, Idaho, C. J. Breier Bldg., Telephone 1158
A. F. SHIRLEY, General Agent
Livingston, Mont., Telephone 770
W. E. BENNETT, Ticket Agent (Depot)
Los Angeles, Cal., 610-611 Central Bldg., 108 W. 6th St., Telephone Trinity 2322
J. C. SPRACKLIN, General Agent
J. R. BISHOP, City Freight and Passenger Agent
J. E. BEATTY, Traveling Passenger Agent
Miles City, Mont., Pacific Ave., Phone 75
P. E. MOTTRAM, Traveling Freight Agent
Milwaukee, Wis., 1226 First Wis. Nat'l. Bank Bldg., Tel. Daly 0540
R. L. KELLY, General Agent
L. B. WESSEY, Traveling Passenger Agent
J. M. ZARLBERN, City Freight and Passenger Agent
Minneapolis, Minn., 701 Marquette (Roanoke Bldg.), Tel. Main 2213
C. S. KIRKLAND, General Agent
H. B. UPTON, City Passenger Agent
Minneapolis, Minn., 606 Metropolitan Life Bldg., Ass't. Gen. Freight Agent
W. H. SMITH, Ass't. Gen. Freight Agent
E. E. MERRILL, D. H. CARTER, City Freight Agents
WARD EDWARDS, City Freight Agent
WALTER R. GLANVILLE, City Freight Agent
Missoula, Mont., Telephone 8161
R. B. STEVENS, Traveling Freight and Passenger Agent
New York City, 560 Fifth Ave., Cor. 46th Street, Telephone Bryant 5490
H. M. FLETCHER, Assistant General Passenger Agent
V. L. BEDEL, District Passenger Agent
W. F. MERRISON, Special Passenger Representative
L. HOUSEHOLDER, City Passenger Agent
H. A. WELLER, City Passenger and Ticket Agent
Freight Department, Transportation Bldg. 225 Broadway, Phone Barclay 8760
T. B. MONTGOMERY, Eastern Freight Traffic Manager
GEO. C. CONNARD, General Agent
H. H. SMITH, Traveling Freight Agent
E. J. HOGAN, P. J. HASSAN, City Freight Agents
Philadelphia, Pa., 926-7 Fidelity-Philadelphia Trust Bldg., 123 So. Broad St., Tel. Kingsley 0181-0182
B. M. DECKER, General Agent
I. HERCHERLOTH, Traveling Passenger Agent
E. W. WELLS, Traveling Passenger Agent
E. H. BREISACHER, Traveling Freight Agent
J. C. DOLAN, City Passenger Agent
Pittsburgh, Pa., 508-10 Park Bldg., Phone Atlantic 0306
W. H. MILLARD, General Agent
CLIFFORD T. PENN., Traveling Passenger Agent
C. D. WARR, Traveling Freight Agent
W. STUART, City Passenger Agent
Portland, Ore., City Ticket Offices, Tel. Broadway 5631
333 Morrison Street, Cor. Broadway A. L. ARNOLD, Agent
Portland, Ore., 831 Amer. Bk. Bldg., Phone B'dw'y 5760
A. D. CHARLTON, General Passenger Agent
C. F. DUFFY, City Passenger Agent
W. F. SMITH, Traveling Passenger Agent
H. C. CHARLTON, Passenger Agent
Portland, Ore., 528 American Bank Bldg., Ass't. General Freight Agent
F. H. FOGARTY, Assistant General Freight Agent
S. W. ELMORE, Traveling Freight Agent
C. E. FULTON, Traveling Freight Agent
St. J. WOODRUFF, City Freight Agent
St. Louis, Mo., 540 Boatmen's Bank Bldg., Tel. Garfield 3260
R. K. CROSS, General Agent
C. R. THROCKMORTON, Traveling Passenger Agent

St. Louis, Mo., 540 Boatmen's Bank Bldg., Tel. Garfield 3260
A. L. TOZER, Traveling Freight Agent
A. W. JONES, Traveling Freight Agent
St. Paul, Minn., 5th and Jackson Sts., Tel. Cedar 2340
M. R. JOHNSON, General Agent Passenger Dept.
C. LAUGHER, Traveling Passenger Agent
F. J. ELLIOTT, Traveling Passenger Agent
GEO. R. MERRITT, General Agent Refrigerator Service
J. J. O'CONNOR, General Agent Freight Department
WM. J. HOLMES-J. J. SCHMIDT, City Freight Agents
OTTO KOPP, A. O. WHITE, Traveling Freight Agents
DANIEL IRVING, T. LANG, Traveling Immigration Agents
San Francisco, Cal., 657 Market St. (Palace Hotel), Telephone Sutter 1078
T. A. MURPHY, General Agent
H. E. PETERSEN, City Passenger Agent
A. C. STICKLEY, Traveling Passenger Agent
M. W. MILLER, V. E. WEISS, Traveling Freight Agents
L. W. PRADA, City Ticket Agent
Seattle, Wash., City Ticket Office, No. 1407 Fourth Ave., Telephone Elliott 5560
N. J. HEUCHAN, General Agent Passenger Department
ORVILLE NEER, City Passenger Agent
M. W. MILLER, I. T. ORCHARD, Traveling Passenger Agent
R. W. MARKIN, Passenger Agent
Seattle, Wash., 200 Smith Tower, Tel. Elliott 5560
J. L. BURHAM, Western Traffic Manager
R. J. TOZER, Ass't. General Passenger Agent
E. L. CARRY, District Passenger Agent
K. R. MCKENNEY, Traveling Passenger Agent
E. A. WILSON, Traveling Passenger Agent
C. M. GRUBBS, Ass't. General Freight Agent
F. J. BERRY, Assistant General Freight Agent
H. H. GRIFFIN, General Agent, Freight Dept.
W. H. JAYNES, Export and Import Agent
L. W. OUTMAN, A. B. SPERRY, City Freight Agents
H. C. PORTER, M. GORDON, Traveling Freight Agents
R. D. BONE, City Freight Agent
Spokane, Wash., 701 Sprague Ave., cor. Wall Street, Telephone Main 5321
J. P. BAIRD, General Agent
E. F. ROYD, City Passenger and Ticket Agent
F. J. CRYME, City Passenger Agent
T. B. MCQUARRIE, Traveling Passenger Agent
L. M. ACKERMAN, Traveling Freight Agent
F. L. IRVING, Traveling Freight Agent
H. A. PLAHE, H. H. HAPPE, City Freight Agents
Spokane, Wash., 10 Wall St. South, Industrial Agent
C. E. ARNEY, Industrial Agent
Superior, Wis., Telephone Broad 475
ELMER S. HARD, City Freight and Passenger Agent
Superior, Wis., Joint City Ticket Office, Telephone 945
Androy Hotel, 1213 Tower Ave. R. F. WILLIAMS, Agent
Tacoma, Wash., 118 South Ninth St. Tel. Broadway 1121
J. L. NORTON, Ass't. Gen. Frt. and Pass. Agent
L. W. TUTTLE, City Passenger and Ticket Agent
Vancouver, B. C., Northern Pacific Bldg., 501 Grandville St., Telephone Sey. 7920
OSWALD CRAWFORD, General Agent
W. F. CARR, City Passenger Agent
R. K. PARKINSON, City Ticket Agent
Victoria, B. C., 912 Government St., Tel. 7106
E. E. BLACKWOOD, General Agent
Wallace, Ida., J. G. SANDERS, General Agent
Walla Walla, Wash., 108-104 First Nat'l Bank Bldg., Telephone No. 161
S. J. MILLER, District Freight and Passenger Agent
Winnipeg, Man., 204 Paris Bldg., Telephone 87311-87312
T. J. O'DONNELL, General Agent
W. S. OUSMAN, Traveling Freight Agent
W. C. CABLE, City Freight and Passenger Agent
D. C. SIMPSON, City Freight Agent
Yakima, Wash., Telephone 601
T. M. CRAWFORD, District Freight and Passenger Agent

Transcontinental Train Schedule and Equipment

NORTH COAST LIMITED

	No. 1 Daily—West		Miles	All Steel Trains		No. 2 Daily—East			
All Standard Sleeping Car Train	Central Time								
	Sunday	10 00 PM	0	Lv. CHICAGO (C. B. & Q.) Ar.		9 30 AM	Wednesday	EXAMPLE OF DAILY SCHEDULE	
	Monday	8 15 AM	431	Lv. ST. PAUL, via N. P. Ry. Ar.		10 45 PM	Tuesday		
	“	8 50 AM	10	Lv. MINNEAPOLIS. Ar.		10 10 PM	“		
	Monday	7 00 AM	0	Lv. DULUTH. Ar.		11 30 PM	Tuesday		
	“	7 14 AM	4	Lv. SUPERIOR. Ar.		11 18 PM	“		
	Monday	2 29 PM	252	Ar. Fargo. Ar.		4 17 PM	Tuesday		
	“	4 58 PM	344	Ar. Jamestown. Lv.		2 00 PM	“		
	“	7 31 PM	446	Ar. Bismarck. Lv.		11 40 AM	“		
	Mountain Time								
	“	6 45 PM	451	Ar. Mandan. Ar.		10 23 AM	“		
	“	9 30 PM	561	Ar. Dickinson. Lv.		7 58 AM	“		
	Tuesday	12 10 AM	667	Ar. Glendive. Lv.		5 24 AM	“		
	“	2 03 AM	746	Ar. Miles City. Lv.		3 37 AM	“		
	“	3 12 AM	791	Ar. Forsyth. Lv.		2 31 AM	“		
	“	5 54 AM	892	Ar. Billings. Lv.		12 11 AM	“		
	“	8 45 AM	1008	Ar. Livingston. Lv.		9 38 PM	Monday		
	Tuesday	12 53 PM	1131	Ar. Helena. Lv.		5 30 PM	Monday		
Tuesday	12 53 PM	1128	Ar. Butte. Lv.		5 47 PM	Monday			
“	3 45 PM	1248	Ar. Missoula. Lv.		2 48 PM	“			
Pacific Time									
“	9 48 PM	1505	Ar. Spokane. Lv.		7 00 AM	“			
Wednesday	1 50 AM	1651	Ar. PASCO via N. P. Ry. Lv.		2 20 AM	“			
Wednesday	10 00 AM	1885	Ar. PORTLAND. Lv. via S. P. & S. Ry.		6 00 PM	Sunday			
Wednesday	4 30 AM	1741	Ar. YAKIMA. Lv.		11 53 PM	Sunday			
“	5 35 AM	1777	Ar. ELLENSBURG. Lv.		10 50 PM	“			
“	9 45 AM	1904	Ar. SEATTLE. Lv.		6 15 PM	“			
“	9 45 AM	1901	Ar. TACOMA. Lv.		6 15 PM	“			

**No
Coaches

No
Tourist
Car

No
Extra
Fare**

TRAIN No. 1 (Westbound)

Via C. B. & Q. Chicago to St. Paul-Minneapolis, Nor. Pac. Ry. St. Paul-Minneapolis to Seattle-Tacoma-Portland, via Butte and Spokane. Connections at Staples from Duluth-Superior; at Logan for Helena; at Pasco for Portland.

Observation Club Car (Barber, valet, maid, ladies' lounge, buffet, two shower baths):—
Chicago to Seattle-Tacoma. Pasco to Portland (via S. P. & S.).

Standard Sleeping Cars:—

Chicago to Seattle, 10 Sec., 2 Comp., D. R.; Chicago to Portland, 10 Sec., 2 Comp., D. R. (S. P. & S., Pasco to Portland).
Chicago to Tacoma, 12 Sec. D. R.

Dining Car:—Chicago to Seattle-Tacoma. Pasco to Portland (via S. P. & S.).

Parlor Car:—Billings to Missoula.

Cafe Observation Car:—Logan to Helena.

TRAIN No. 2 (Eastbound)

Via Northern Pacific Ry. Seattle-Tacoma via Spokane and Butte to Minneapolis-St. Paul, C. B. & Q. R. R. St. Paul to Chicago. Connections at Pasco from Portland, at Logan from Helena, at Staples for Duluth-Superior.

Observation Club Car (Barber, valet, maid, ladies' lounge, buffet, two shower baths):—
Seattle-Tacoma to Chicago. (Via S. P. & S.) Portland to Pasco.

Standard Sleeping Cars:—

Seattle to Chicago, 10 Sec., 2 Comp., D. R.; Portland to Chicago, 10 Sec., 2 Comp., D. R. (via S. P. & S., Portland to Pasco).
Tacoma to Chicago, 12 Sec., D. R.

Dining Car:—

Seattle-Tacoma to Chicago. Portland to Pasco (via S. P. & S.).

Parlor Car:—Missoula to Billings.

Cafe Observation Car:—Helena to Logan.

Tickets will be honored on the "North Coast Limited"
subject to Pullman space being available.

Transcontinental Train Schedules and Equipment

THE ALASKAN

No. 3		Miles	All Steel Trains		Miles	No. 4	
Daily	West			East		Daily	East
Su.	10 45 AM	0	Lv CHICAGO (C. B. & Q.)	Central Ar	8 00 PM	Wd.	
"	10 15 PM	431	Lv ST. PAUL, via N. P. Ry.	Time Ar	8 45 AM	"	
"	10 55 "	10	Lv MINNEAPOLIS	" Ar	8 15 "	"	
Su.	7 00 PM	0	Lv DULUTH	" Ar	8 45 AM	Wd.	
"	7 15 "	4	Lv SUPERIOR	" Ar	8 33 "	"	
Mo.	5 17 AM	252	Ar Fargo	" Ar	1 15 AM	Wd.	
"	8 05 "	344	Ar Jamestown	" Ar	1 56 PM	Tu.	
"	11 02 "	446	Ar Bismarck	" Ar	8 03 "	"	
"	11 28 "	451	Ar Mandan	Mountain Time Ar	6 35 "	"	
"	1 37 PM	561	Ar Dickinson	" Ar	3 38 "	"	
"	4 50 "	667	Ar Glendive	" Ar	12 21 "	"	
"	7 10 "	746	Ar Miles City	" Ar	9 48 AM	"	
"	8 35 "	791	Ar Forsyth	" Ar	8 17 "	"	
"	11 30 "	892	Ar Billings	" Ar	5 10 "	"	
Tu.	3 10 AM	1008	Ar Livingston	" Ar	1 30 "	"	
During Park Season, June 20-Sept. 15							
Tu.	10 00 AM	1062	Ar GARDINER (Yell. Park)	" Ar	7 55 PM	Mo.	
Tu.	7 50 AM	1131	Ar Helena	" Ar	9 10 PM	Mo.	
Tu.	8 05 AM	1128	Ar Butte	" Ar	8 10 PM	Mo.	
Tu.	11 40 AM	1248	Ar MISSOULA	" Ar	5 05 PM	Mo.	
Wd.	6 30 PM	1505	Ar SPOKANE	Pacific Time Lv	8 00 AM	"	
Wd.	7 30 AM	1885	Ar PORTLAND, via S. P. & S. Ry.	" Lv	9 00 PM	Su.	
Tu.	10 40 PM	1651	Ar PASCO, via N. P. Ry.	" Lv	3 30 AM	Mo.	
Wd.	1 40 AM	1741	Ar YAKIMA	" Lv	12 48 "	"	
"	2 50 "	1777	Ar ELLENSBURG	" Lv	11 49 PM	Su.	
"	7 30 "	1904	Ar SEATTLE	" Lv	7 00 "	"	
"	7 30 "	1901	Ar TACOMA	" Lv	6 50 "	"	

Example of daily schedule

PACIFIC-ATLANTIC EXPRESS

No. 5		Miles	All Steel Trains		Miles	No. 6	
Daily	West			East		Daily	East
Su.	11 15 PM	0	Lv CHICAGO (C. B. & Q.)	Central Ar	8 40 AM	Wd.	
Mo.	10 50 AM	431	Lv ST. PAUL, via N. P.	Time Ar	1904	8 20 PM	Tu.
"	11 25 "	10	Lv MINNEAPOLIS	" Ar	1894	7 50 "	"
Mo.	7 00 AM	0	Lv DULUTH	" Ar	1911	11 30 PM	Tu.
"	7 14 "	4	Lv SUPERIOR	" Ar	1907	11 18 "	"
Mo.	5 45 PM	252	Ar Fargo	" Ar	1652	12 52 PM	Tu.
"	9 10 "	344	Ar Jamestown	" Ar	1560	10 00 AM	"
Tu.	12 05 AM	446	Ar Bismarck	" Ar	1458	7 21 "	"
Mo.	11 30 PM	451	Ar Mandan	Mountain Time Lv	1453	6 05 "	"
Tu.	2 30 AM	561	Ar Dickinson	" Lv	1343	3 02 "	"
"	5 43 "	667	Ar Glendive	" Lv	1237	11 48 PM	Mo.
"	8 18 "	746	Ar Miles City	" Lv	1158	9 39 "	"
"	9 45 "	791	Ar Forsyth	" Lv	1113	8 15 "	"
"	12 50 PM	892	Ar Billings	" Lv	1012	5 35 "	"
"	4 45 "	1008	Ar Livingston	" Lv	896	1 55 "	"
During Park Season, June 20-Sept. 15							
Wd.	10 00 AM	1062	Ar GARDINER (Yell. Park)	" Lv	950	10 30 AM	Mo.
"	6 45 PM	1057	Ar LOGAN	" Lv	847	11 55 AM	Mo.
Tu.	10 00 PM	1128	Ar Butte	" Lv	775	9 00 AM	Mo.
Tu.	9 30 PM	1131	Ar Helena	" Lv	775	9 00 AM	Mo.
Wd.	1 40 AM	1248	Ar MISSOULA	" Lv	656	5 10 AM	Mo.
"	8 25 "	1505	Ar SPOKANE	Pacific Time Lv	399	8 15 PM	Su.
Wd.	7 35 PM	1885	Ar PORTLAND, S. P. & S. Ry.	" Lv	0	8 25 AM	Su.
Wd.	12 50 PM	1651	Ar PASCO	" Lv	253	3 50 PM	Su.
"	4 10 "	1741	Ar YAKIMA	" Lv	163	1 22 "	"
"	5 20 "	1777	Ar ELLENSBURG	" Lv	127	12 20 "	"
"	8 10 "	1904	Ar SEATTLE	" Lv	0	8 00 AM	"
"	10 10 "	1901	Ar TACOMA	" Lv	0	7 50 "	"

Example of daily schedule

TRAIN No. 3

Via C. B. & Q., Chicago to St. Paul-Minneapolis, Nor. Pac. Ry., St. Paul-Minneapolis to Seattle-Tacoma-Portland, via Helena and Spokane. Connection at Staples from Duluth-Superior; at Logan for Butte at Spokane and Pasco for Portland, via S. P. & S. Ry.

Observation Car:—Chicago to Tacoma-Seattle.

Observation Club Car:—Spokane to Portland (via S. P. & S.).

Standard Sleeping Cars:—

Chicago to Seattle-Tacoma, 10 Sec. Observation; Chicago to Portland (via S. P. & S. from Spokane), 12 Sec. D. R.; St. Paul to Butte (on train 235, Logan to Butte), 12 Sec. D. R.; Minneapolis to Fargo, 12 Sec. D. R.; Staples to Fargo (from Duluth), 12 Sec. D. R.; Billings to Seattle (from Kansas City), 12 Sec. D. R.; Butte to Billings (from Denver), 12 Sec. D. R.; Pasco to Seattle (from Walla Walla), 12 Sec. D. R.

Tourist Sleeping Cars:—Chicago to Seattle-Tacoma, 16 Sec.

Dining Car:—Chicago to Seattle-Tacoma.

Coaches:—Chicago to Seattle-Tacoma. Spokane to Portland (via S. P. & S.).

TRAIN No. 4

Seattle-Tacoma, via Spokane and Helena, to Minneapolis-St. Paul, Chicago. Connection at Spokane from Portland, via S. P. & S. Ry., at Logan from Butte; at Staples for Duluth-Superior.

Observation Car:—Seattle-Tacoma to Chicago.

Observation Club Car:—Portland to Spokane (via S. P. & S.).

Standard Sleeping Cars:—

Seattle-Tacoma to Chicago, 10 Sec. Observation; Portland to Chicago (from Portland to Spokane on S. P. & S.), 12 Sec. D. R.; Seattle to Pasco (from Walla Walla), 12 Sec. D. R.; Seattle to Billing (for Kansas City), 12 Sec. D. R.; Butte to Billings (for Denver), 12 Sec. D. R.; Butte to St. Paul (on train 236, Butte to Logan), 12 Sec. D. R.; Fargo to St. Paul, 12 Sec. D. R.

Tourist Sleeping Cars:—Seattle-Tacoma to Chicago, 16 Sec.

Dining Car:—

Seattle-Tacoma to Chicago. Portland to Spokane (via S. P. & S.).

Coaches:—Seattle-Tacoma to Chicago. Portland to Spokane (via S. P. & S.).

TRAIN No. 5

St. Paul-Minneapolis to Seattle-Tacoma-Portland, via Butte and Spokane.

Connection at Staples from Duluth-Superior; at Logan for Helena; at Spokane and Pasco for Portland, via S. P. & S. Ry.

Standard Sleeping Cars:—

10 Sec. Lounge Car St. Paul to Seattle. St. Paul to Seattle, 12 Sec. D. R.; Helena to Spokane (on No. 291-257 Helena to Missoula), 12 Sec. D. R.

Dining Car:—St. Paul to Seattle-Tacoma.

Observation Car:—

Spokane to Portland (via S. P. & S.).

Coaches:—St. Paul to Seattle-Tacoma. Spokane to Portland (via S. P. & S.).

TRAIN No. 6

Seattle-Tacoma, via Spokane and Butte, to Minneapolis-St. Paul. Connection at Spokane from Portland, via S. P. & S. Ry., at Logan from Helena; at Staples for Duluth-Superior.

Observation Car:—

Portland to Spokane (via S. P. & S.).

Standard Sleeping Cars:—

10 Sec. Lounge Car Seattle to St. Paul. Seattle to St. Paul, 12 Sec. D. R.; Spokane to Helena (on 256-292 from Missoula to Helena), 12 Sec. D. R.

Dining Car:—

Seattle-Tacoma to St. Paul. Portland to Spokane (via S. P. & S.).

Coaches:—

Seattle-Tacoma to St. Paul. Portland to Spokane (via S. P. & S.).

EQUIPMENT

Observation Car.

Chicago to St. Paul.

Observation Club Car.

Barber, valet, buffet, bath.

St. Paul to Livingston.

Standard Sleeping Cars.

Chicago to Gardiner (10 Sec. D. R., 2 Comp.)

Chicago to Cody. (10 Sec. D. R., 2 Comp.)

Chicago to Bozeman. (12 Sec. D. R.)

(From St. Paul on Train No. 3.)

St. Paul-Mpls. to Gardiner. (12 Sec. D. R.)

Dining Car.

Chicago to Gardiner.

Open Side Observation Cars.

Livingston to Gardiner.

YELLOWSTONE COMET to YELLOWSTONE PARK

Westbound (Daily June 18 to Sept. 13)

Eastbound (Daily June 20 to Sept. 15)

West		Miles	(Park Season, June 20-Sept. 15)		Miles	East	
Su.			Lv	Ar			Tu.
	10 45 AM	0	Lv Chicago (C. B. & Q.)	Ar	1493	8 00 PM	Tu.
	10 20 PM	431	Lv St. Paul (via N. P. Ry.)	Ar	1062	8 30 AM	"
Su.	11 05 PM	10	Lv Minneapolis	Ar	1052	8 00 AM	Tu.
Su.	7 00 PM	0	Lv Duluth	Ar	1069	8 45 AM	Tu.
"	7 15 "	0	Lv Superior	Ar	1065	8 33 "	"
Mo.	5 37 AM	252	Lv Fargo	Ar	810	1 04 AM	Tu.
Mo.	11 40 PM	892	Ar Billings	Lv	170	5 15 AM	Mo.
Tu.	7 15 AM	1008	Ar Cody	Lv	284	7 15 PM	Su.
Tu.	3 20 AM	1008	Ar Livingston	Lv	54	1 55 AM	Mon.
Tu.	7 00 AM	1033	Ar Bozeman (New Gallatin Way)	Lv	0	12 37 AM	Mon.
Tu.	7 45 AM	1008	Lv Livingston	Ar	54	9 55 PM	Su.
"	10 00 "	1062	Ar Gardiner	Ar	0	7 55 "	"

EQUIPMENT

Observation Club Car.

Barber, valet, buffet, bath.

Livingston to St. Paul.

Observation Car.

St. Paul to Chicago.

Standard Sleeping Cars.

Gardiner to Chicago. (10 Sec. D. R., 2 Comp.)

Gardiner to Mpls.-St. Paul. (12 Sec. D. R.)

Cody to Chicago. (10 Sec. D. R., 2 Comp.)

Bozeman to Chicago. (12 Sec. D. R.)

(On No. 4 Bozeman to St. Paul.)

Dining Cars.

Livingston to Chicago.

Open Side Observation Cars.

Gardiner to Livingston.

Transcontinental Train Schedule and Equipment

PUGET SOUND—MISSISSIPPI VALLEY

Example of Daily Schedule	No. 41-3 Daily—West		Miles	All Steel Trains		Miles	No. 4-42 Daily—East	
Su.	9 01 PM	0		(Via C. B. & Q. R. R.)... <i>Central</i>		2411	7 25 AM	Th.
Su.	7 30 AM	0		Lv ST. LOUIS (via Hannibal) <i>Time Ar</i>				
				Ar KANSAS CITY		2063	8 45 PM	Wd.
				(via Hannibal)..... " Lv				
Su.	11 55 PM	279		Lv ST. LOUIS (via Mexico)..... " Ar		2342	7 35 AM	Th.
Mo.	7 35 AM	0		Ar KANSAS CITY				
				(via Mexico)..... " Lv		2063	11 55 PM	Wd.
Mo.	10 30 AM	0		Lv KANSAS CITY..... " Ar		2063	8 40 PM	Wd.
Mo.	12 50 PM	0		Lv St. Joseph..... " Ar		1999	6 25 PM	Wd.
"	6 35 " "	55		Ar Lincoln..... " Lv		1853	1 50 " "	"
"	4 15 " "	0		Lv Omaha..... " Ar		1908	2 50 " "	"
Mo.	8 00 PM	0		Lv DENVER..... <i>Mountain Time Ar</i>		1683	7 40 AM	Wd.
Tu.	7 45 PM	1329		Ar BILLINGS..... " Lv		1012	7 00 AM	Tu.
Wd.	7 15 AM	1443		Ar CODY (Yell. Park)..... " Lv		1012	7 15 PM	Mo.
Tu.	11 50 AM	1329		Lv BILLINGS (via N. P. Ry.) " Ar		1012	4 55 AM	Tu.
Wd.	3 10 AM	1444		Ar Livingston..... " Lv		896	1 30 " "	"
Wd.	10 00 AM	1485		Ar Gardiner (Yell. Park)..... " Lv		950	7 55 PM	Mo.
Wd.	7 50 AM	1568		Ar Helena..... " Lv		775	9 10 PM	Mo.
Wd.	8 15 AM	1565		Lv Butte..... " Lv		776	8 10 PM	Mo.
Wd.	6 30 PM	1944		Ar SPOKANE..... <i>Pacific Time Lv</i>		399	8 00 AM	Mo.
Th.	7 30 AM	2322		Ar PORTLAND, S. P. & S. Ry " Lv		0	9 00 PM	Su.
Wd.	10 40 PM	2088		Ar Pasco..... " Lv		253	3 30 AM	Mo.
Th.	1 40 AM	2183		Ar Yakima..... " Lv		163	12 48 " "	"
"	2 50 " "	2209		Lv Ellensburg..... " Lv		127	11 42 PM	Su.
"	3 39 " "	2260		Lv Cle Elum..... " Lv		102	10 48 " "	"
"	7 30 " "	2344		Ar SEATTLE..... " Lv		0	7 00 " "	"
"	7 30 " "	2340		Ar TACOMA..... " Lv		0	6 50 " "	"

TRAIN No. 41-3

St. Louis, Kansas City, Omaha, Lincoln and Denver, via Billings and Helena to Seattle-Tacoma, Portland and Puget Sound points via C. B. & Q.-Nor. Pac. and S. P. & S. Ry.

Connection at Logan for Butte.

Standard Sleeping Cars:—St. Louis to Kansas City (via Mexico) (D. R. and Sec.); Kansas City to Seattle (12 Sec. D. R.); Denver to Butte (D. R. and Sec.); Spokane to Portland via S. P. & S. (D. R. and Sec.)

Dining Car:—St. Louis to Seattle-Tacoma. Spokane to Portland (via S. P. & S.).

Cafe Car:—St. Louis to Kansas City.

Coaches:—St. Louis to Kansas City. Kansas City to Billings, Billings to Seattle (Connecting Car to Tacoma). Logan to Butte. Spokane to Portland (via S. P. & S.).

TRAIN No. 4-42.

Seattle-Tacoma-Portland and Puget Sound points, via Spokane, Helena and Billings to Denver, Lincoln, Kansas City, Omaha and St. Louis, Northern Pacific and C. B. & Q. R. R.

Connection at Spokane from Portland (S. P. & S.), at Garrison for Butte; at Logan from Butte.

Standard Sleeping Cars:—Portland to Spokane via S. P. & S. (D. R. and Sec.); Seattle to Kansas City (12 Sec. D. R.); Butte to Denver (D. R. and Sec.); Kansas City to St. Louis (via Mexico) (D. R. and Sec.).

Dining Car:—Tacoma-Seattle to Kansas City. Portland to Spokane (via S. P. & S.).

Coaches:—Seattle to Billings, (Connecting Car from Tacoma). Billings to Kansas City and St. Louis. Portland to Spokane (via S. P. & S.). Billings to Kansas City (via C. B. & Q.).

YELLOWSTONE PARK SERVICE FROM PACIFIC COAST During Park Season, June 20-Sept. 15

No. 4 Daily		All Steel Trains.		No. 3 Daily	
Sun.	7 00 PM	Lv Seattle..... " Ar		7 30 AM	Tue.
Sun.	6 50 PM	" Tacoma..... " Ar		7 30 AM	Tue.
Sun.	9 00 PM	" Portland (via S. P. & S.)..... " Ar		7 30 AM	Tue.
Mo.	8 00 AM	" Spokane..... " Ar		6 30 PM	Mo.
Mo.	9 05 PM	Ar Butte..... " Lv		8 15 AM	Mo.
Mo.	9 00 PM	Ar Helena..... " Lv		8 00 AM	Mo.
Tu.	12 20 AM	Ar Bozeman..... " Lv		4 20 AM	Mo.
Tu.	10 00 AM	Ar Gardiner (Yell. Park)..... " Lv		7 55 PM	Sun.

YELLOWSTONE PARK EQUIPMENT—During Park season.

TRAIN No. 4—Standard Sleeping Cars:—Portland and Seattle to Gardiner, 12 Sec. D. R.

TRAIN No. 3—Standard Sleeping Car:—Gardiner to Seattle. (12 Sec. D. R.); Gardiner to Portland (12 Sec. D. R.).

Equipment of Local Trains East and South

No. 8—Eastern Express—Daily
Standard Sleeping Car. Jamestown-Fargo to Minneapolis-St. Paul, 16 Sec. Fargo to Duluth-Superior. (14 Sec. D. R.) (On No. 58 Staples to Duluth-Superior.)
Coaches..... Glendive to Minneapolis-St. Paul.

No. 32-6—Kelliher, Bemidji to St. Paul.
Coaches..... Kelliher to Little Falls. Little Falls to St. Paul.

No. 12-34—Brainerd and International Falls Express—Daily
Standard Sleeping Car. International Falls to Minneapolis-St. Paul. (12 Sec. D. R.)
Cafe-Coach..... Brainerd to St. Paul.
Coaches..... International Falls to Minneapolis-St. Paul.

No. 14—Manitoba Limited—Daily
Parlor-Cafe-Observation Car, Coaches..... Winnipeg to Mpls.-St. Paul.

No. 56—Staples and Duluth-Superior—Daily
Cafe-Parlor Car..... Staples to Duluth-Superior.
Coaches..... Staples to Duluth-Superior.

No. 58—Staples and Duluth-Superior—Daily
Standard Sleeping Car, 12 Sec. D. R., Fargo to Duluth-Superior. (On No. 8 Fargo to Staples.)
Coaches..... Staples to Duluth-Superior.

N. P. No. 61—Twin Ports-Twin City Local—Ex. Sunday
Cafe-Coach, Coaches..... Duluth-Superior to St. Paul-Mpls.

Soo No. 61—Duluth-Twin Cities—Coaches—Ex. Sunday

G. N. No. 19 and 23—Duluth-Twin Cities—Daily
Observation Parlor Dining Car, Coaches—Duluth-Superior to St. Paul-Minneapolis.

Soo No. 63—Duluth-Twin Cities—Buffer—Library—Observation Car, Parlor Car, Coaches—Daily

N. P. No. 65—Twin Ports-Twin City Express—Daily
Standard Sleeping Car, Duluth to Minneapolis. Duluth to St. Paul.
Ready for occupancy at Duluth at 9:00 p. m. and passengers may remain at St. Paul and Minneapolis until 8:00 a. m.
Coaches..... Duluth-Superior to St. Paul-Minneapolis.

No. 222—Helena to Logan.
Observation-Cafe Car, Coach—Helena to Logan.

No. 256—Missoula to Butte.
Standard Sleeping Car, Missoula to Garrison (on 292 Garrison to Helena) (from Spokane on No. 6.)
Coaches..... Missoula to Butte.

No. 312—Lewiston to Spokane.
Coaches..... Lewiston to Spokane.

No. 334—Daily
Standard Sleeping Car, Tacoma to Yakima. Seattle to Yakima. Sleeping cars ready for occupancy at Tacoma and Seattle at 9:30 p. m.
Coaches..... Seattle to Pasco.

No. 338—Seattle-Tacoma to Yakima.
Cafe-Coach-Parlor Car, Seattle-Tacoma to Yakima.

No. 347—Pasco and Walla Walla—Daily
Standard Sleeping Car, Seattle to Walla Walla. (On No. 4 Seattle to Pasco.)
Coaches..... Pasco to Walla Walla.

Equipment of Local Trains West and North

No. 7—St. Paul to Glendive—Daily
Standard Sleeping Cars, St. Paul-Minneapolis to Fargo-Jamestown, (16 Sec.)
Coaches..... St. Paul-Minneapolis to Glendive.

No. 13-31—St. Paul to Bemidji.
Parlor-Cafe-Observation Car, St. Paul-Minneapolis to Winnipeg.
Coaches..... St. Paul-Minneapolis to Winnipeg. Little Falls to Kelliher

No. 11-33—Brainerd and International Falls Express—Daily
Standard Sleeping Car, St. Paul-Minneapolis to International Falls. (12 Sec. D. R.)
Cafe-Coach..... St. Paul to Brainerd.
Coaches..... St. Paul-Minneapolis to International Falls.

No. 13—Manitoba Limited—Daily
Parlor-Cafe-Observation Car, Coaches..... St. Paul-Minneapolis to Winnipeg.

No. 55—Duluth-Superior and Staples.
Cafe-Parlor Car, Coaches Duluth-Superior to Staples.

No. 57—Duluth-Superior and Staples—Daily
Standard Sleeping Car, 14 Sec. D. R., Duluth-Superior to Fargo. (On No. 3 Staples to Fargo.)
Passengers may remain in sleeping car at Fargo until 8:00 a. m.
Coaches..... Duluth-Superior to Staples.

Soo No. 60—Twin Cities-Duluth—Coaches—Ex. Sunday
N. P. No. 62—Twin City-Twin Ports Local—Ex. Sunday
Cafe-Coach, Coaches..... Mpls.-St. Paul to Duluth-Superior.

Soo No. 62—Twin Cities-Duluth—Buffer—Library—Observation Car, Parlor Car, Coaches—Daily

G. N. No. 20-24—Twin Cities to Duluth—Daily
Observation Parlor Dining Car, Coaches..... Minneapolis-St. Paul to Superior-Duluth.

N. P. No. 66—Twin City-Twin Ports Express—Daily
Standard Sleeping Car, St. Paul to Duluth. Minneapolis to Duluth. Minneapolis to Superior. Sleeping cars are ready for occupancy at St. Paul and Minneapolis at 9:00 p. m. and passengers may remain in them at Duluth and Superior until 8:00 a. m.
Coaches..... Minneapolis-St. Paul to Duluth-Superior.

No. 221—Logan to Helena.
Observation-Cafe Car, Coach—Logan to Helena.

No. 257—Butte to Missoula.
Standard Sleeping Car, Butte to Spokane. (On 291 Helena to Garrison—On No. 5 from Missoula.)
Coaches..... Butte to Missoula.

No. 313—Spokane to Lewiston.
Coaches..... Spokane to Lewiston

No. 348—Walla Walla and Pasco—Daily
Standard Sleeping Car, Walla Walla to Seattle. (On No. 3 Pasco to Seattle.)
Coaches..... Walla Walla to Pasco.

No. 333—Pasco to Seattle-Tacoma.
Coaches..... Pasco to Seattle-Tacoma.

Standard Sleeping Car, Yakima to Tacoma. Yakima to Seattle.
Cafe-Coach..... Yakima to Seattle.
Parlor Car..... Yakima to Seattle.

For additional Train Equipment see pages 23-24.



Northern Pacific Railway



Transcontinental Train Schedules

WEST—READ DOWN										EAST—READ UP																								
										MAIN LINE TABLE 1																								
										Central Time																								
										C. B. & Q. R. R.																								
										CAPITAL OF MINNESOTA																								
										NOR. PAC. RY.																								
										CITY OF LAKES AND WHEAT																								
										FATHER HENNEPIN HERE 1680																								
										COL. LINDBERGH'S HOME TOWN																								
										TRAINS NORTH TO WINNIPEG																								
										RED RIVER VALLEY																								
For connections from and to St. Paul Minneapolis and points east, see pages 63 and 64.										53 Daily	57 Daily	51 Daily	Mis from St. Paul						50 Daily	48 Daily	52 Daily	For connections from and to St. Paul Minneapolis and points east, see pages 63 and 64.												
										AM	PM	PM	Ar						AM	PM	PM						Lv							
										10 45	11 15	10 00	431	Lv	Chicago	Ar	9 30	8 40	8 00															
										2 25	2 53	1 23	286	Lv	Savanna	"	5 55	4 03	4 15															
										2 55	3 30	—	243	Lv	Dubuque	"	5 10	3 10	2 55															
										5 55	6 23	4 28	131	Lv	LaCrosse	"	2 23	12 20	12 15															
										9 45	10 40	8 00	0	Ar	St. Paul	Lv	11 00	8 45	9 00															
										6 30	8 30	10 30	10	Lv	St. Paul 11, 13, 20	Ar	10 45	8 20	8 45	7 50	10 00	8 20												
										7 00	9 00	11 00	10	Ar	Minneapolis 11, 13, 20	Lv	10 20	7 55	8 20	7 22	9 35	7 55												
										7 10	9 05	11 10	10	Lv	Minneapolis	Ar	10 10	7 50	8 15	7 15	9 30	7 50												
										f 7 32	f 9 27	—	19	"	Fridley	"	—	b	—	—	f 9 07	f 7 28												
										f 7 39	f 9 34	—	23	"	Coon Creek	"	—	b	—	—	f 9 00	f 7 21												
										7 48	9 43	f 11 48	29	"	Anoka	"	—	f 7 11	—	6 34	8 50	7 12												
										7 59	f 9 54	—	35	"	Dayton	"	—	b	—	—	f 8 39	7 01												
										8 06	10 01	f 12 08	41	"	Elk River	"	—	b	—	—	f 6 13	8 31	6 54											
										8 20	10 15	f 12 22	49	"	Big Lake	"	—	b	—	—	f 5 57	f 8 17	6 40											
										f 8 26	f 10 21	—	53	"	Salida	"	—	b	—	—	f 8 11	f 6 34	6 34											
										8 32	10 27	f 12 35	57	"	Becker	"	—	b	—	—	f 5 43	f 8 05	6 28											
										8 43	10 37	f 12 48	64	"	Clear Lake	"	—	b	—	—	f 5 31	f 7 54	6 17											
										f 8 52	f 10 46	—	70	"	Cable	"	—	b	—	—	f 7 45	f 6 08	6 17											
										f 8 56	f 10 50	—	73	"	Reformatory	"	—	b	—	—	f 7 39	f 6 04	6 17											
										9 00	10 55	1 05	76	"	St. Cloud 20	"	8 31	6 00	6 20	5 12	7 34	6 00												
										9 04	10 59	f 1 09	77	"	Sauk Rapids	"	—	b	—	—	f 5 08	7 30	5 56											
										9 09	11 04	—	80	"	Sartell	"	—	b	—	—	f 7 23	5 51	5 34											
										f 9 16	f 11 10	—	84	"	Watab	"	—	b	—	—	f 7 09	f 5 44	5 34											
										9 26	11 19	f 1 33	90	"	Rice	"	—	b	—	—	f 4 47	f 7 09	5 34											
										9 37	11 29	f 1 45	97	"	Royalton	"	—	b	—	—	f 4 36	f 6 59	5 23											
										f 9 50	f 11 40	—	104	"	Gregory	"	—	b	—	—	f 6 46	f 5 10	5 05											
										9 55	11 44	2 06	107	Ar	Little Falls 17, 20	Lv	5 11	v 5 30	4 18	4 18	6 41	6 41	5 05											
										To Brainerd and Int'l Falls See Table 17	11 49	2 06	1 23	1 50	107	Lv	Little Falls 21	Ar	5 11	v 5 30	4 18	6 41	6 41	5 05										
										11 58	f 2 16	—	112	"	Darling	"	—	b	—	—	f 4 10	f 6 33	5 10											
										f 12 09	f 2 29	—	118	"	Randall	"	—	b	—	—	f 4 00	f 6 23	5 10											
										f 12 18	f 2 39	—	123	"	Cushing	"	—	b	—	—	f 3 51	f 6 15	5 10											
										f 12 30	f 2 52	—	129	"	Lincoln	"	—	b	—	—	f 3 41	f 6 05	5 10											
										f 12 42	f 3 05	—	135	"	Phillbrook	"	—	b	—	—	f 3 31	f 5 55	5 10											
										12 55	3 20	2 15	2 45	141	Ar	Staples 14, 20, 22, 23	Lv	7 03	4 19	4 35	3 20	5 45	5 45											
										111 Motor Ex. Su.	121 Motor Ex. Su.	7 00	7 00	7 00	0	Lv	Duluth	Ar	11 30	11 30	8 45	8 45	14 Daily PM	112 Motor Ex. Su.	122 Motor Ex. Su.									
										6 50	1 00	3 30	2 20	2 50	11	Lv	Staples	Ar	6 58	4 14	4 30	3 05	5 40	1 10	4 00									
										3 13	7 03	f 1 11	s 3 42	—	148	Lv	Aldrich	Ar	—	—	—	f 2 50	r 5 28	12 57	3 47									
										3 20	7 10	f 1 19	s 3 49	—	152	Lv	Verndale	"	—	—	—	2 41	r 5 11	12 49	3 39									
										3 33	7 24	f 1 29	s 4 01	2 48	159	Lv	Wadena 20, 22	"	—	—	—	3 45	v 4 00	2 28	5 10	12 35	3 26							
										7 49	f 1 38	s 4 10	—	—	164	Lv	Bluffton	"	—	—	—	i 2 15	r 5 01	4 49	3 16	3 01								
										f 7 59	j 1 51	s 4 25	—	—	172	Lv	New York Mills	"	—	—	—	i 1 59	r 4 39	4 29	3 01	2 51								
										8 10	j 2 07	s 4 45	d 3 20	3 49	177	Lv	Richdale	"	—	—	—	i 1 36	r 4 29	4 19	2 40	2 29								
										f 8 21	j 2 16	s 4 56	—	—	182	Lv	Perham	"	—	—	—	i 1 24	r 4 29	4 19	2 29	2 19								
										8 31	j 2 24	s 5 06	—	—	184	Lv	Luce	"	—	—	—	i 1 03	r 4 09	4 09	2 19	2 10								
										f 8 40	j 2 31	s 5 13	—	—	198	Lv	McHugh	"	—	—	—	i 1 03	r 4 01	4 01	2 10	2 00								
										8 50	j 2 39	s 5 24	3 50	4 16	203	Lv	Detroit Lakes 14, 20	"	—	—	—	2 34	2 55	12 52	3 53	3 39								
										9 04	f 2 52	s 5 38	—	—	210	Lv	Audubon	"	—	—	—	f 12 37	r 3 39	3 39	1 45	1 34								
										9 15	3 02	s 5 49	—	—	216	Lv	Lake Park	"	—	—	—	—	—	12 25	3 29	3 29	1 34	1 20						
										9 28	j 3 15	s 6 05	—	—	222	Lv	Dale	"	—	—	—	f 12 10	r 3 15	3 15	1 20	1 17								
										9 31	3 15	s 6 05	—	—	224	Ar	Manitoba Jct. 20	Lv	—	—	—	a 1 58	—	—	12 07	r 3 15	3 15	1 17	1 17					
										9 38	To Winnipeg	6 12	—	f 4 58	228	Lv	Hawley	"	—	—	—	—	—	11 59	From Winnipeg, Table No. 20	146 Motor Daily	1 09	1 56						
										9 50	To Winnipeg	8 40	—	f 5 08	234	Lv	Muskoda	"	—	—	—	—	—	11 29	Table No. 20	10 45	12 38	12 38						
										10 07	To Winnipeg	6 55	—	f 5 21	242	Lv	Glyndon	"	—	—	—	—	—	11 19	Table No. 20	10 35	12 18	12 18						
										* 5 40	To Winnipeg	7 05	5 12	5 41	248	Lv	Dilworth	"	—	—	—	—	—	11 05	Table No. 20	10 32	12 15	12 15						
										5 50	To Winnipeg	5 17	5 17	5 45	251	Lv	Moorhead, Minn.	"	—	—	—	—	—	11 00	Table No. 20	10 32	12 15	12 15						
										5 55	To Winnipeg	—	—	—	252	Ar	Fargo N. D. 14, 20, 23, 24	Lv	4 22	1 00	1 25	11 00	—	—	—	—	—	—	—					
										10 35	—	7 30	5 27	5 55	252	Lv	Fargo	Ar	4 17	12 52	1 15	10 15	5 30	—	—	—								
										10 45	—	7 42	—	6 05	257	Lv	West Fargo	"	—	—	—	10 01	5 20	—	—	—								
										f 10 49	—	—	—	—	260	Lv	Fife	"	—	—	—	—	5 16	—	—	—								
										10 57	—	7 57	—	6 18	264	Lv	Mapleton	"	—	—	—	—	5 08	—	—	—								
										f 11 01	—	—	—	—	267	Lv	Norpak	"	—	—	—	—	f 5 04	—	—	—								
										For Reference Notes see Pages 13-14.	11 10	8 12	5 59	6 32	272	Lv	Cassellton 24	"	—	—	—	—	9 35	4 55	—	—								
										To Marion See Table No. 24	8 25	8 47	—	6 44	272	Lv	Wheatland	"	—	—	—	—	9 22	From Marion See Table No. 24	—	—	—							
										9 00	9 00	—	7 02	288	Lv	Buffalo	"	—	—	—	—	9 05	—	—	—									
										9 12	9 12	—	7 13	294	Lv	Tower City	"	—	—	—	—	8 54	—	—	—									
										9 33	6 59	—	7 23	299	Lv	Oriska	"	—	—	—	—	8 44	—	—	—									
										—	—	—	7 44	310	Lv	Valley City	"	—	—	—	—	8 22	—	—	—									
										—	—	—	—	—	—	—	—	—	—	—	—	—	—	—	—	—								

Eleventh National Flower and Garden Show
Auditorium Minneapolis
March 29-April 16

From Int'l Falls and Brainerd See Table 17

For Reference Notes see Pages 13-14.



First of the Northern Transcontinentals



Transcontinental Train Schedules

WEST—READ DOWN					Miles from St. Paul	EAST—READ UP						
141 Ex. Sun. AM	7 Daily AM	3 Daily AM	5 Daily PM	1 Daily PM		MAIN LINE TABLE 2						
					Central Time							
10 40	9 43	7 04	7 49	3 59	Lv	Valley City	Ar	2 51	11 06	11 45	8 12	5 50
f 10 56	10 10	—	8 02	—	314	Berea	—	—	f 10 56	—	—	f 5 39
11 10	10 21	—	8 16	—	320	Sanborn 25	—	—	10 46	—	—	5 22
To	f 10 30	—	8 28	North Coast Limited	326	Eckelson	—	North Coast Limited	10 37	—	f 7 34	From
Mc-Henry Table No. 25	f 10 38	—	8 46	—	330	Urbana	—	—	f 10 30	—	f 7 25	Mc-Henry Table No. 25
—	f 10 51	8 05	9 00	—	333	Spiritwood	—	—	10 22	—	7 18	—
—	11 00	8 05	9 10	4 58	339	Bloom	—	—	—	—	7 06	—
—	11 20	8 15	9 20	5 03	344	Jamestown 14, 26, Jamestown 27, 28, JAMES RIVER	Lv	2 00	10 00	10 50	6 55	—
—	—	—	—	—	344	—	Ar	1 55	9 50	10 40	6 22	—
—	11 37	The Alaskan	—	—	351	Eldridge	—	—	—	The Alaskan	6 03	—
—	11 57	—	Pacific Express	—	356	Oswego	—	—	Atlantic Express	—	—	—
—	12 05	—	—	—	360	Windsor	—	—	—	—	5 43	—
—	12 21	—	—	—	364	Cleveland	—	—	—	—	5 35	—
—	12 36	—	—	—	373	Medina	—	All Pull-man Train	—	—	5 18	—
—	—	—	—	—	382	Crystal Springs	—	—	—	—	5 01	—
—	12 52	—	—	—	386	Ladoga	—	—	—	—	—	—
1 07	—	—	—	—	389	Tappen	—	—	—	—	4 47	—
1 23	9 54	—	10 59	No Coaches	394	Dawson	—	No Coaches	8 23	—	4 35	—
1 42	—	—	—	—	402	Steele	—	—	—	—	4 16	—
1 55	—	—	—	—	413	Driscoll	—	—	—	—	3 53	—
2 09	—	—	—	—	421	Sterling	—	—	—	—	3 38	—
2 19	—	—	—	—	427	McKenzie 29	—	—	—	—	3 24	—
—	—	—	—	—	433	Burleigh	—	—	—	—	3 11	—
—	—	—	—	—	438	Apple Creek	—	—	—	—	—	—
2 55	11 10	12 10	—	7 31	448	Bismarck 14	Lv	11 40	7 21	8 03	2 45	—
3 15	11 28	12 30	—	7 45	451	CAPITAL OF NORTH DAKOTA	Lv	11 28	7 05	7 45	2 27	—
3 40	11 40	12 40	—	7 55	451	Mandan 30, 31	Ar	11 23	6 55	7 35	2 07	—
—	—	—	—	—	—	THE MISSOURI RIVER	—	—	—	—	—	—
—	—	—	—	—	—	"Mountain" time west (Westbound passengers should turn watch back one hour. Eastbound passengers turn watch ahead one hour.)	—	—	—	—	—	—
2 40	10 40	11 40	—	6 55	451	Mandan	Ar	10 23	5 55	6 35	1 07	—
f 2 46	—	—	—	—	454	Sunny	—	—	—	—	f 1 00	—
2 57	—	—	—	—	460	Lyons	—	—	—	—	f 12 50	—
3 11	—	—	—	—	467	Sweet Briar	—	—	—	—	12 37	—
3 24	—	—	—	—	473	Judson	—	All Pull-man Train	—	—	12 24	—
f 3 30	—	—	—	—	476	Sedalia	—	—	—	—	f 12 19	—
f 3 38	—	f 12 22	—	—	479	New Salem	—	f 5 11	f 5 51	f 12 12	12 12	—
f 3 46	—	—	—	—	483	Blue Grass	—	—	—	—	f 12 01	—
f 3 53	—	—	—	—	487	Sims	—	—	—	—	11 54	—
f 4 04	—	—	—	—	492	Almont	—	—	f 4 51	—	11 43	—
f 4 15	—	—	—	—	497	Curlew	—	—	—	—	f 11 31	—
f 4 27	—	—	—	—	504	Kurtz	—	—	—	—	f 11 19	—
f 4 41	—	f 1 06	—	—	509	Glennell	—	—	f 4 27	f 5 05	11 10	—
f 4 53	—	—	—	—	515	Eagle Nest	—	—	f 4 05	f 4 43	f 10 58	—
f 4 08	—	f 1 26	—	—	522	Hebron	—	—	—	—	10 46	—
f 4 15	—	—	—	—	525	Knife River	—	No Coaches	—	—	f 10 37	—
f 4 24	—	—	—	—	531	Antelope	—	—	—	—	f 10 28	—
f 4 35	—	f 1 49	—	—	536	Richardton	—	—	—	—	10 18	—
f 4 46	—	—	—	—	542	Taylor	—	—	—	—	10 06	—
f 4 56	—	—	—	—	546	Boyle	—	—	—	—	f 9 58	—
f 5 01	—	—	—	—	550	Gladstone	—	—	—	—	9 51	—
f 5 15	—	—	—	—	556	Lehigh	—	—	—	—	9 39	—
f 5 25	1 37	2 30	—	9 30	561	Dickinson	Lv	7 58	3 02	3 38	9 30	—
f 5 45	1 45	2 37	—	9 35	561	Dickinson	Ar	7 53	2 55	3 31	9 20	—
f 5 53	—	—	—	—	565	Eland	—	—	—	—	f 9 12	—
f 7 03	—	—	—	—	571	South Heart	—	—	—	—	9 02	—
f 7 13	—	—	—	—	576	Zenith	—	—	—	—	8 51	—
f 7 24	—	f 3 10	—	—	581	Belfield	—	—	—	—	8 42	—
f 7 39	—	—	—	—	587	Fryburg	—	—	—	—	8 31	—
f 7 50	—	—	—	—	592	Sully Springs	—	—	—	—	f 8 20	—
f 7 58	—	—	—	—	596	Scoria	—	—	—	—	f 8 13	—
8 09	2 53	3 43	—	—	601	Medora	—	f 1 50	—	—	8 04	—
—	—	—	—	—	607	WHERE ROOSEVELT RANCHED	DAKOTA BAD LANDS	—	—	—	f 7 54	—
f 8 24	—	—	—	—	612	Rider	—	—	—	—	f 7 44	—
f 8 34	—	—	—	—	617	Demores	—	—	—	—	f 7 36	—
f 8 44	h 3 23	—	—	No Coaches	621	Sentinel Butte	—	No Coaches	—	—	1 53	—
f 8 52	—	—	—	—	628	Chama	—	—	—	—	f 7 29	—
f 9 02	3 43	4 32	—	—	628	Beach, N. D. 32	—	—	1 07	1 37	f 7 20	—
f 9 14	—	—	—	—	631	Yates, Mont.	—	—	—	—	f 7 09	—
f 9 24	3 59	f 4 47	—	—	638	Wibaux	—	—	—	—	f 7 00	—
f 9 34	—	—	—	—	640	Beaver Hill	—	—	—	—	f 6 53	—
f 9 41	—	—	—	—	644	Heckman	—	—	—	—	f 6 44	—
f 9 47	—	—	—	—	647	Hodges	—	—	—	—	f 6 37	—
f 9 57	—	—	—	—	652	Iona	—	—	—	—	f 6 28	—
f 10 06	—	—	—	—	657	Allard	—	—	—	—	f 6 20	—
f 10 17	—	—	—	—	662	Curry	—	—	—	—	f 6 10	—
10 30	4 50	5 43	12 10	—	667	Glendive 33	Lv	5 24	11 48	12 21	6 00	—

Reference Notes.

- *Daily. //Meals.
- f Stops on flag.
- Numbers shown after stations refer to tables on which train service to and from that station can be found.
- a Stops to discharge passengers from points west of Fargo.
- b Stops at all stations between Staples and Minneapolis to pick up passengers for points east of St. Paul.
- d Stops to discharge sleeping car passengers from points between Duluth, Superior and Staples.
- h Stops on flag to discharge passengers from Bismarck and points east and to pick up passengers for Miles City and points west.
- i Train No. 8 leaving Dilworth on Sundays will make the stops of Train No. 122, on signal.
- j Train No. 13 stops on flag to pick up passengers for Grand Forks-Winnipeg branch. No. 13 will discharge passengers for points west of Manitoba Jct. at Lake Park to be picked up by No. 5.
- m Stops on signal Sundays, Wednesdays, Fridays and Saturdays.
- p Stops to discharge passengers from west of Wadena.
- r Train No. 14 will take passengers for west of Fargo to Lake Park to connect with No. 5. No. 14 stops at stations between Manitoba Jct. and Minneapolis to discharge passengers from Crookston, Grand Forks-Winnipeg Branch.
- s Stops on signal Sundays.
- t Stops to discharge passengers only.
- v Stops to discharge passengers from Billings or points west where scheduled to stop.
- w This train will be held at Staples to make connection with Trains Nos. 4 and 8.
- ① Flag stop daily except Sunday. Full stop on Sundays and Holidays.
- ② Stops on flag Sundays only to pick up passengers for Moorhead, Fargo and points west where scheduled to stop.

A. M. time shown in light face type.
P. M. time shown in bold face type.

IMPORTANT

Only a limited amount of baggage will be carried on Trains Nos. 1 and 2. When necessary, baggage of passengers on these trains will follow on another train.

Mountain Standard time shown here is used by the Northern Pacific Railway Company between Mandan and North Dakota-Montana state line. Central Standard time (which is one hour in advance of Mountain Standard time) is the time adopted for use by the State of North Dakota between these same points.

Mountain Standard time shown here is used by the Northern Pacific Railway Company between Mandan and North Dakota-Montana state line. Central Standard time (which is one hour in advance of Mountain Standard time) is the time adopted for use by the State of North Dakota between these same points.



Northern Pacific Railway



Transcontinental Train Schedules

Reference Notes

cDaily from June 20 to Sept. 15. Service annulled between Sept. 16 and June 19. For schedule see table 10, page 28.

dNos. 5 and 6 stops on signal to pick up or let off passengers only.

kStops on flag to pick up passengers destined Livingston and points west and to discharge passengers from points east.

fStops on flag.

||Meals.

P. M. time shown in bold face type. A. M. time shown in light face type.

Yellowstone National Park is open June 20 to Sept. 15

Rocky Mountain National Park June 1 to Nov. 1

Rainier National Park All Year

IMPORTANT

Only a limited amount of baggage will be carried on Trains Nos. 1 and 2. When necessary, baggage of passengers on these trains will follow on another train.

West-Read Down	3 Daily PM	5 Daily AM	1 Daily AM	Miles from Ft. Paul	MAIN LINE TABLE 3 Mountain Time	2 Daily AM	6 Daily PM	4 Daily PM	East-Read Up
	5 00	5 54	12 17	687	Lv Glendive 33 Ar	5 17	11 37	12 11	
		f 8 00		671	" Thurston..... "				
		f 6 07		674	" Colgate..... "			f 11 56	
		f 6 18		682	" Hoyt..... "			f 11 42	
		f 6 28		686	" Marsh..... "			f 11 32	
		f 6 35		690	" Conlin..... "			f 11 23	
		6 45		697	" Fallon..... "			11 13	
	6 06	f 7 04		706	" Terry..... "		10 36	10 55	
		f 7 12		711	" Kamm..... "				
		f 7 21		717	" Blatchford..... "			f 10 36	
		f 7 28		720	" Benz..... "			f 10 30	
	<i>The Alaskan</i>	f 7 38		727	" Shirley..... "	<i>North Coast Limited</i>		f 10 19	
		f 7 45		731	" Owens..... "				
		f 7 55		737	" Tusler..... "			f 10 03	
		f 8 02		742	" Murn..... "				
	7 10	8 18	2 03	746	" Miles City "	3 37	9 39	9 48	
		f 8 23		748	" Fort Keogh "				
				751	(U. S. RANGE STATION)				
		f 8 28		757	" Ulmer..... "		<i>Atlantic Express</i>		
		f 8 40		762	" Horton..... "			f 9 19	
		f 8 50		766	" Clermont..... "			f 9 09	
		f 9 00		766	" Hathaway..... "			f 9 00	
		f 9 12		772	" Joppa..... "			f 8 49	
		f 9 24		778	" Rosebud..... "		f 8 39	8 39	
		f 9 32		784	" Flynn..... "				
		f 9 38		787	" Lantry..... "				
	8 35	9 45	3 12	791	Ar Forsyth Lv	2 31	8 15	8 17	
	8 45	9 52	3 17	791	Lv Forsyth Ar	2 26	8 05	8 10	
				795	CHEYENNE INDIANS, SOUTH				
		f 9 58		797	" Rea..... "			f 7 58	
		f 10 02		800	" Nichols..... "			f 7 53	
		f 10 07		806	" Howard..... "			f 7 45	
		f 10 15		812	" Finch..... "			f 7 35	
		f 10 24		818	" Sanders..... "			f 7 23	
	f 9 27	10 36		824	" Hysham..... "	<i>All Pullman Train</i>	f 7 25	f 7 13	
		f 10 48		829	" Myers..... "			f 6 55	
		f 10 55		834	" Rancher..... "			f 6 48	
		f 11 05		839	" Big Horn..... "		f 6 50	f 6 31	
	f 10 04	11 18		848	" Custer..... "			f 6 18	
		f 11 31		856	" Waco..... "			f 6 10	
		f 11 43		861	" Bull Mountain..... "			f 6 21	
		11 52		866	" Pompey's Pillar..... "			f 6 10	
		f 12 02		871	LEWIS & CLARK HERE 1806				
		12 12		876	" Newton..... "			f 5 58	
		f 12 21		880	" Worden..... "		f 6 07	f 5 48	
		12 29		886	" Osborn..... "			f 5 40	
		f 12 38		892	" Huntley..... "		f 5 56	f 5 33	
		12 50		892	" Lockwood..... "		f 5 22	f 5 20	
			5 54	0	Ar Billings 9, 10, 34 .. Lv	12 11	5 35	5 11	
				114	Lv Billings..... Ar		6 40	10 55	
				892	Ar Cody..... Lv		+ 2 00	7 15	
			5 59	892	Lv Billings 36, 37 .. Ar	12 06	5 20	4 55	
				898	" Yegen..... "			f 10 45	4 30
				902	" Mossmain 37 "			f 10 30	f 4 15
				908	" Laurel 35, 36, 37 .. "		4 50	4 25	4 00
				915	" Park City..... "		4 35	4 10	
				920	" Young's Point..... "		4 27	4 10	
				925	" Rapids..... "		d 4 20		
				927	" Misko..... "		f 4 15		
				933	" Columbus..... "		d 4 05	3 40	
				938	BEARTOOTH MTS., SOUTH				
				941	" Wataga..... "		d 3 54		
				950	" Craver..... "		f 3 48		
				955	" Reed Point..... "		f 3 35	3 09	
				963	" Quebec..... "		d 3 26		
				968	" Greycliff..... "		d 3 15	f 2 45	
				974	" Reynolds..... "		d 3 05	2 28	
				979	" Big Timber..... "		d 2 46		
				988	CRAZY MTS., NORTH		d 2 37		
				989	" Dehart..... "		d 2 28	2 00	
				1002	" Carney..... "		d 2 28		
				1008	" Springdale "		d 2 05		
				1016	(HUNTERS HOT SPRINGS)		d 1 55	1 30	
				1020	" Mission..... "		9 38		
				1021	Ar Livingston 38, 40 .. Lv		1 55	1 30	
				1024	Lv Livingston 38..... Ar		12 30	9 55	
				1033	Ar Gardiner 38 Lv		10 30	7 55	
			8 53	1008	Lv Livingston 38 Ar	9 30	1 45	1 20	
				1016	" Hoppers..... "		f 1 31		
				1020	" Muir..... "		f 1 22		
				1021	" West End..... "		f 1 18		
				1024	" Chestnut..... "		f 1 08		
			9 48	1033	Ar Bozeman Lv	8 37	12 40	12 20	

Service Effective in Yellowstone Season June 20 to Sept. 15.

HISTORY

Passengers interested in American History are invited to ask any train employee for a copy of our "Red Book"—2,000 Miles of Scenic Beauty.

PLAN A DUDE RANCH VACATION THIS YEAR

Ask your agent for details and travel booklets.



Pioneer Line in the Northwest



Transcontinental Train Schedules

WEST READ DOWN		3 Daily AM	5 Daily PM	1 Daily AM	Miles From Coz. Pa.	MAIN LINE TABLE 4		2 Daily PM	6 Daily PM	4 Daily AM	EAST READ UP		
		4 20	5 55	9 48	1033	Mountain Time		8 37	12 40	12 20			
		The f 6 05			1037	Lv	Bozeman	Ar					
		f 4 38	6 15		1042	"	Story	"	f 12 30	—			
		f 6 24	6 15		1047	"	Belgrade	"	12 20	—			
		f 4 54	6 32		1052	"	Central Park	"	f 12 11	—			
		6 05	6 45		1057	Ar	Manhattan	Lv	12 05	f 11 42			
							Logan #1	Lv	8 00	11 55			
			239 Daily	221 Daily					222 Daily	240 Daily		222 Daily	
		5 15	7 05	10 25	1057	Lv	Logan #1	Ar	7 45	11 35	11 22	7 45	
		—	f 7 16	10 39	1063	"	Trident	"	f 7 32	11 18	—	f 7 32	
		—	f 7 25	f 10 49	1067	"	Rekap	"	—	f 11 11	—	—	
		—	f 7 32	f 11 00	1071	"	Clarkston	"	f 7 17	f 11 00	—	f 7 17	
		5 59	f 7 43	11 11	1077	"	Lombard	"	f 7 05	10 45	—	f 7 05	
		—	f 7 54	—	1083	"	Brewer	"	f 6 52	—	—	f 6 52	
		—	8 01	11 30	1086	"	Toston	"	No. 2's	10 25	—	6 45	
		—	f 8 11	—	1092	"	Holker	"	Con-	10 15	—	—	
		6 38	8 20	11 48	1098	"	Townsend	"	nection	10 05	10 09	6 25	
		—	—	—	—	"	BIG BELT MOUNTAINS	from	—	—	—	—	
		—	f 8 27	f 11 55	1100	"	Lewark	Helena	f 9 56	—	—	f 6 19	
		—	8 48	12 19	1111	"	Winston	"	f 9 38	—	—	6 03	
		—	f 8 56	f 12 27	1115	"	Placer	"	f 9 30	—	—	—	
		—	f 9 06	f 12 35	1120	"	Louisville	"	f 9 20	—	—	—	
		—	9 18	12 44	1126	"	East Helena	"	—	—	—	—	
		—	9 30	12 53	1131	Ar	Helena 15, 46, 47, 48, 49	Lv	5 37	9 08	9 10	5 37	
									5 30	9 00	—	5 30	
			291 Daily	289 Daily			CAPITAL OF MONTANA		290 Daily	292 Daily			
		8 00	6 50	12 20	1131	Lv	Helena 15, 46, 47, 48, 49	Ar	6 20	11 20	—	9 00	
		—	f 7 05	f 12 35	1139	"	Birdseye	"	f 5 59	f 11 01	—	—	
		—	f 7 19	12 49	1144	"	Austin	"	5 47	10 49	—	—	
		—	f 7 28	f 12 58	1148	"	Weed	"	f 5 37	f 10 39	—	—	
		—	f 7 35	f 1 05	1149	"	Skyline	MAIN RANGE	f 5 30	f 10 33	—	—	
		—	f 7 42	1 12	1151	"	Blossburg	OF	5 23	10 26	—	—	
		f 9 14	8 02	1 28	1160	"	Elliston	ROCKIES	5 02	10 07	d 7 47	—	
		—	f 8 09	f 1 37	1169	"	Gilbert	"	f 4 53	f 9 58	—	—	
		—	f 8 15	1 45	1185	"	Avon	"	f 4 45	9 50	d 7 28	—	
		—	f 8 25	f 1 56	1176	"	Bradley	"	f 4 34	f 9 38	—	—	
		—	9 50	2 10	1182	Ar	Garrison	Lv	4 20	9 25	—	7 00	
			237 Tu., Th. Sat.	235 Daily	5	1			2	6	236 Daily	238 Tu., Th. Sat.	
		4 25	f 5 25	6 50	10 20	1057	Lv	Logan #1	Ar	8 00	11 50	11 00	3 45
		4 40	f 5 34	7 02	—	1063	"	Three Forks	"	—	11 37	f 10 45	f 3 25
		5 00	f 5 44	7 14	—	1070	"	Willow Creek	"	—	11 25	f 10 33	f 3 05
		5 20	f 5 54	7 31	—	1078	"	Sappington #1	"	—	11 10	f 10 18	2 50
		5 43	f 6 08	f 7 45	—	1084	"	Lime Spur	"	—	f 10 50	f 10 02	10 20
		5 58	f 6 17	f 7 58	—	1088	"	Cardwell	"	—	10 40	f 9 53	10 00
		6 15	6 30	8 15	—	1095	"	Whitehall #2	No Coaches	—	10 28	9 40	9 40
		—	—	8 33	—	1102	"	Pipestone	"	—	f 10 14	f 9 29	—
		—	—	f 8 49	—	1107	"	Spire Rock	"	—	f 10 02	The Alaskan	—
		—	—	f 9 07	—	1112	"	Welch	"	—	f 9 50	—	—
		—	—	—	—	1117	"	Lewis	"	—	—	—	—
		f 7 38	f 9 32	No Coaches	—	1118	"	Homestake	"	—	f 9 36	f 8 50	—
		—	—	—	—	1127	"	CONTINENTAL DIVIDE, 6356 FT.	—	—	—	—	—
		—	—	—	—	1128	Ar	M. U. Transfer	—	—	—	—	—
		8 05	10 00	12 53	—	—	Ar	Butte 15, 41, 43, 44	Lv	5 47	9 00	8 10	—
			257 Daily	287							288	256 Daily	
		7 20	* 8 15	10 10	12 58	1128	Lv	Butte 41, 45, 48, 49	Ar	5 42	8 50	9 05	11 20
		f 7 33	f 8 36	f 10 23	—	1135	"	Silver Bow	"	—	f 8 35	f 8 50	f 11 05
		—	—	—	—	1136	"	Ross	"	—	—	—	—
		7 45	8 47	10 36	—	1142	"	Durant #3	"	—	8 18	8 35	10 49
		f 7 49	f 8 51	—	—	1144	"	Gregson	"	—	—	f 8 31	f 10 45
		f 7 53	f 9 05	10 55	—	1146	"	Stuart	"	—	—	f 8 25	f 10 39
		8 07	f 9 10	x	—	1153	"	Warm Springs	"	—	7 54	8 07	10 22
		8 12	f 9 15	f 11 06	—	1156	"	Galen	"	—	—	f 8 01	f 10 14
		8 17	f 9 17	—	—	1160	"	Race Track	"	—	f 7 44	f 7 55	10 08
		8 32	f 9 29	11 22	2 02	1181	"	Dempsey	"	—	—	f 7 53	f 10 03
		8 50	9 45	11 40	2 18	1169	"	Deer Lodge	"	—	—	7 37	9 47
		9 00	9 55	11 45	2 18	1180	Ar	Garrison	Lv	4 35	7 27	p 7 15	9 25
		f 9 12	f 10 07	—	—	1187	Lv	Garrison	Ar	4 17	7 05	—	—
		9 32	10 27	12 20	—	1200	"	Gold Creek	"	—	—	6 55	9 15
		f 9 40	—	—	—	1206	"	Drummond #4	"	—	—	f 6 42	9 02
		f 9 47	f 10 43	—	—	1210	"	Hell Gate	"	—	6 28	6 21	8 40
		f 9 59	—	—	—	1208	"	Bearmouth	"	—	—	—	f 8 32
		f 10 04	—	—	—	1218	"	Nimrod	"	—	—	—	f 8 26
		f 10 08	f 11 04	—	—	1221	"	Willis	No Coaches	—	—	—	f 8 16
		f 10 19	f 11 15	—	—	1224	"	Bonita	"	—	—	—	f 8 11
		f 10 24	—	—	—	1231	"	Clinton	"	—	—	—	8 06
		f 10 30	—	—	—	1234	"	McQuarrie	"	—	—	—	f 7 58
		f 10 35	—	—	—	1239	"	Turah	"	—	—	—	f 7 51
		10 45	—	—	—	1242	"	Bonner	"	—	—	—	f 7 46
		—	11 40	1 40	3 45	1248	Ar	Missoula 14, 48, 49, 50	Lv	2 48	5 10	5 05	7 30

Reference Notes

c Stops to discharge passengers from points east of Livingston.

d Stops on flag to discharge passengers from points west of Garrison and pick up passengers for points east of Helena where scheduled to stop.

e Stops on flag to pick up passengers for points east of Butte, where scheduled to stop.

f Stops on flag.

k Stops to discharge passengers from points east of Butte.

m Stops on flag to discharge passengers from points east of Butte.

p Train 288—Daily.

q Stops on flag on Saturdays only.

x Stops to pick up and discharge passengers.

|| Lunch.

A. M. time shown in light face type.

P. M. time shown in bold face type.

IMPORTANT

Only a limited amount of baggage will be carried on Trains Nos. 1 and 2. When necessary, baggage of passengers on these trains will follow on another train.

“North Coast Limited”

The Northwest's Only All-Pullman Train



Northern Pacific Railway

Transcontinental Train Schedules



REFERENCE NOTES

- f Stops on flag.
- Numbers shown after stations refer to additional tables on which train service to and from that station can be found.
- a Stops on flag to pick up passengers for Sand Point, Spokane and west where scheduled to stop.
- b Stops to discharge passengers from east of Missoula, on Sundays stop at Evaro on flag.
- c Stops on flag to pick up passengers for Billings and points east where scheduled to stop.
- e Stops to discharge passengers from west of Dixon and on flag at Ravalli, Arlee and Evaro Sundays only.
- h Stops to pick up passengers for points where train is scheduled to stop.
- m Stops to discharge passengers for Palouse and Lewiston Branch.
- p Stops to discharge passengers from Billings and east.
- r Stops to discharge passengers from Sand Point and west where scheduled to stop.
- t Stops on flag to pick up passengers for Pacific Coast.
- z Stops on flag at Rathdrum for Pacific coast points where scheduled to stop or to discharge passengers from Butte, Helena and points east.

IMPORTANT

Only a limited amount of baggage will be carried on Trains Nos. 1 and 2. When necessary, baggage of passengers on these trains will follow on another train.

Time Tables

This General Folder

contains complete local and through schedules.

Leaflets

or sectional time tables, of a more convenient pocket size, are available for local travelers.

WEST—READ DOWN					Miles from St. Paul		MAIN LINE		EAST—READ UP				
305 Motor Daily PM	273 Ex. Su. Daily AM	3 Daily AM	5 Daily AM	1 Daily PM			TABLE 5		2 Daily PM	6 Daily AM	4 Daily PM	274 Ex. Su. PM	306 Motor Daily PM
	8 10	11 50	1 50	3 53	1248	Lv	Missoula 14, 48, 49, 50	Ar	2 40	5 00	4 55	3 15	
	f 8 24				1255	"	UNIVERSITY OF MONTANA					f 3 01	
	8 50	b12 40			1265	"	De Smet				e 4 15	2 40	
	f	b			1270	"	Schley		North Coast Limited	Atlantic Express	e	f	
	9 13	1 03	f 3 03		1276	"	Arlee FLATHEAD INDIANS				e 3 43	2 12	
	f 9 23	b 1 14	f 3 26		1281	"	Flathead				e 3 33	f 2 02	
	9 33	1 24	f 3 38		1286	"	Ravalli MISSION RANGE		All Pull-man Train		e 3 25	1 52	
	9 48	1 37	f 3 58		1293	"	Dixon 50			r 3 15	f 3 01	1 37	
	To Polson, See Table 46	f 2 03	f 3 58		1300	"	McDonald				f 3 01	From Polson, See Table 46	
			2 30	4 20	1306	"	Perma				f	2 51	
				6 16	1313	"	Knowles						
					1319	Ar	Paradise	Lv	12 20	2 35	2 30		
	1 40	1 35	3 25	5 21	1319	Lv	Paradise	Ar	11 17	1 30	1 25		1 05
	f 1 52	1 47	3 37		1325	"	Plains			1 16	1 10		12 49
	f 2 03				1332	"	Weeksville		c 1 03		c12 56		12 35
	f 2 15				1340	"	Eddy		c12 49		c12 43		12 22
	f 2 19				1342	"	Frost		c12 49		c12 39		12 18
	f 2 28				1347	"	Woodlin		c12 41		c12 30		12 09
	f 2 34	2 25	4 15		1351	"	Thompson Falls		c12 35		12 23		12 03
	f 2 45				1357	"	Belknap		c12 24		c12 12		11 51
	f 2 51				1359	"	Talc		c12 18		c12 06		11 45
	f 2 58				1364	"	Childs		c12 11		c11 59		11 38
	f 3 04	The Alaskan	Pacific Express	North Coast Limited	1366	"	Richards		No Coaches		c11 59		11 33
	f 3 12				1372	"	Trout Creek				c11 59		11 25
	f 3 23				1376	"	Tuscor				c11 46		11 13
	f 3 33				1384	"	Furlong				c11 36		11 03
	f 3 40		f 5 18		1388	"	Noxon				c11 29		10 56
	f 3 49				1392	"	Smead				c11 21		10 47
	4 00		a 5 34		1398	"	Heron, Mont.				c11 11		10 37
	4 11				1404	"	Cabinet, Idaho CABINET GORGE				c11 01		10 26
	f 4 20				1409	"	Ozoma				c10 54		10 17
	f 4 25		f 5 52		1412	"	Clark's Fork				c10 51		10 12
	f 4 34				1416	"	Henton				c10 44		10 03
	f 4 44				1421	"	Hope. PEND OREILLE				c10 38		9 55
	f 4 57		f 6 06		1428	"	Oden. LAKE				c10 27		9 42
	f 5 07				1432	"	Kootenai				c10 19		9 32
	5 20	4 38	6 32	p 8 06	1437	"	Sand Point		c 8 37		10 13		9 24
	f 5 30				1442	"	Lignite				c10 03		9 15
	f 5 51				1450	"	Cocolalla				e 9 49		9 05
	6 01				1456	"	Careywood				e 9 41		8 55
	6 05				1458	"	Granite				e 9 37		8 41
	6 21				1465	"	Athol				e 9 26		8 28
	6 35				1472	"	Ramsey				e 9 13		8 14
	6 46	z 5 42	z 7 41		1478	Ar	Rathdrum	Lv			e 9 03		8 03
	6 59				1485	"	Hauser, Idaho 52						7 50
	f 7 11				1491	"	Otis Orchards, Wash						f 7 38
	f 7 23				1497	"	Irvin						f 7 28
	f 7 31				1501	"	Parkwater						f 7 19
	f 7 34				1502	"	Yardley						f 7 18
	7 45	6 30	8 25	9 48	1505	Ar	Spokane, 8, 14, 53, 54	Lv	7 00	8 15	8 00		f 7 05
	333 Motor Daily	Daily	Daily	Daily			Spok., Port. & Seat. Ry. Complete Time Table 8		Daily	Daily	Daily		334 Motor Daily
		9 15	8 35	11 15	0	Lv	Spokane N. P. Station	Ar		7 50	7 30		
		1 15	12 30	3 39	147	Ar	Spokane G. N. Station	Ar	3 50				
		4 20	3 53	6 48	270	"	Pasco	Lv	12 01	3 30	3 15		
		5 11	4 52	f 7 39	302	"	Wishram		8 55	11 55	11 55		
		7 30	7 35	10 00	377	Ar	White Salmon		8 10	10 59	11 10		
						Ar	Portland	Lv	6 00	8 25	9 00		
	8 00	6 50	8 50	10 00	1505	Lv	Spokane, 55, 57, 58, 59	Ar	6 45	8 00	7 45	6 00	
	8 20	t 7 10			1514	"	CAPITAL "INLAND EMPIRE"				m 7 27	5 42	
	8 35	7 25	9 25		1521	"	Marshall			7 25	7 12	5 30	
	f 8 55				1532	"	Cheney 53		c 6 10			5 09	
	f 9 02				1536	"	Tyler					f 5 02	
	f 9 21	8 00	10 05		1546	"	Fishtrap				h 6 27	f 4 40	
	f 9 29				1550	"	Sprague			6 41		f 4 30	
	f 9 39				1552	"	Concord					f 4 19	
	f 9 48				1562	"	Keystone					f 4 09	
	10 05	8 37	10 45	p11 46	1570	"	Tokio		c 4 47	6 08	5 54	f 3 53	
	10 20				1579	"	Ritzville					f 3 35	
	10 35	9 05	11 13	p12 15	1587	"	Paha		c 4 13	5 36	h 5 21	f 3 21	
	f10 49				1595	"	Lind					f 3 06	
	f10 55				1598	"	Providence					f 2 59	
	f11 04				1603	"	Beatrice					f 2 48	
	11 10				1606	"	Cunningham					f 2 41	
	11 27	f 9 51	11 59		1615	"	Hatton					f 2 23	
	11 44				1625	"	Mesa		No Coaches	4 44	h 4 25	2 05	
	11 59				1634	"	Eltopia					1 49	
	12 30	10 40	12 50	1 50	1651	Ar	Pasco, 8, 55, 57, 59	Lv	2 20	3 50	3 30	1 15	



The Yellowstone Park Line

Transcontinental Train Schedules



WEST—READ DOWN					Miles from Portland	MAIN LINE TABLE (Pacific Time.) 6	EAST—READ UP					
337 Daily	333 Daily	3 Daily	5 Daily	1 Daily		2 Daily	6 Daily	4 Daily	334 Daily	338 Daily		
	7 00	10 50	1 00	1 57	1851	Lv Pasco 8, 55, 57, 59. Ar	2 13	3 43	3 20	10 00		
		1 20		3 45	1852	Lv Pasco 8 via S. P. & S. Ar	11 55	3 25	3 05			
		7 30		10 00	229	Ar Portland 8. Lv	6 00	8 30	9 00			
	7 10	b10 58	1 09		1854	" Kennewick. "		3 35	3 12			
	f 7 21				1859	" Vista. "				9 51		
	f 7 29				1863	" Erie. "				f 9 39		
	f 7 37		Pacific Express		1868	" Badger. "	All Pull-man Train	Atlantic Express		f 9 25		
	f 7 43				1871	" Rome. "						
	f 7 50		f 1 44		1875	" Kiona. "				9 13		
	f 7 59				1881	" Chandler. "						
		11 59	2 12		1885	" Gibbon. "						
			f 2 28		1891	" Prosser. "		2 37	2 09			
		12 19	2 42		1696	" Byron. "	No Coaches	2 20	1 51		Runs Via Sunnyside	
			f 2 59		1703	" Mabton. "						
			f 3 10		1708	" Empire. "						
					1711	" Satus. "						
					1717	" Alfalfa. "						
					1718	" MT. ADAMS, 12,307 FT. Sunnyside Jct. "						
					1685	" Gibbon. "				8 55		
	8 08	The Alaskan			1690	" No. Prosser. "	North Coast Limited		The Alaskan	8 44		
	f 8 35				1697	" Grandview. "				8 30		
	f 8 41				1701	" Lichty. "				f 8 20		
	9 00				1705	" Sunnyside. "				8 12		
	9 08				1707	" Outlook. "				8 02		
	9 20				1714	" Granger. "				7 52		
	9 35				1720	" Zillah. "				7 42		
	f 9 45				1722	" Buena. "	All Pull-man Train			f 7 35		
	f 9 55				1725	" Sawyer. "				f 7 29		
	/10 05				1728	" Donald. "				f 7 24		
	10 25				1732	" Parker. "				f 7 12		
		12 54	3 23		1718	" Sunnyside Jct. "	No Coaches	1 52	1 23			
		1 10	3 41		1721	" Popenish. "		1 40	1 10			
					1729	" Wapato. "						
					1733	" Parker. "				f 7 12		
	10 30				1737	" Union Gap. INDIAN WARS 1855 "						
	/10 39				1741	Ar Yakima 60. Lv	11 53	1 22	12 48	7 00		
	337 Daily	10 48	1 40	4 10	1741	Ar Yakima 60. Lv	11 53	1 22	12 48	7 00		
	* 8 00	11 13	1 40	4 10	1741	Lv Yakima 60. Ar	11 53	1 22	12 48	8 35	11 00	
	8 08	11 23			1744	" Selah. "				8 25	10 50	
	f 8 16	/11 36			1748	" Poma. "				f 8 17	/10 40	
					1752	" Hillside. "						
	f 8 32	/11 54			1756	" Roza. "				f 8 00	/10 26	
	f 8 41	/12 07			1780	" Wymer. "				f 5 51	/10 18	
	f 8 50	/12 18			1785	" Utanum. "				f 5 42		
	f 9 05	/12 31			1772	" Thrall. "				f 5 27	9 59	
	9 15	12 40	2 50	5 20	1777	Ar Ellensburg. Lv	10 50	12 20	11 42	5 15	9 50	
	9 23	12 50	2 55	5 30	1777	Lv Ellensburg. Ar	10 45	12 15	11 37	5 00	9 45	
						KITTITAS VALLEY						
	9 36	1 07			1785	" Thorp. "		12 01		h 4 45	9 30	
	f 9 40				1788	" Dudley. "					9 23	
	f 9 53				1794	" Bristol. "					9 06	
	f 9 59				1797	" Teanaway. "					9 00	
	10 08	1 40	3 39	6 14	1802	" Cle Elum. "	All Pull-man Train	11 32	10 48	4 13	8 54	
	f10 23				1809	" Nelson. "					8 37	
	10 38	2 12	4 08	6 43	1815	" Easton. "		11 07	10 22	3 33	8 26	
	f11 03	f 2 40			1823	" Martin. "				f 3 12	8 06	
	f11 15	f 2 49			1826	" Stampede. TUNNEL 2 MILES LONG "				h 3 03	f 7 58	
					1839	" Lester. "		10 08	9 20	2 31	7 25	
	11 42	3 20	5 05	7 38	1841	" Hot Springs. "					f 7 18	
	f11 47				1845	" Nagrom. "				h		
	f11 57				1846	" Maywood. "					f 7 08	
	f12 05				1850	" Humphrey. "	No Coaches				f 7 00	
					1851	" Baldi. "					f 6 55	
	f12 13	f 3 55			1854	" Eagle Gorge. "		f 9 40	s	f 2 03	f 6 52	
	12 33	f 4 18			1862	" Kanaskat 67. "		9 23	n	1 40	6 30	
	12 45	f 4 30			1867	" Ravensdale. RAINIER NAT. PARK "		f 9 11		f 1 24	6 15	
					1874	" Covington. "					f 1 09	f 6 00
	f12 56				1877	" Wynaco. "					f 5 54	f 5 45
	f 1 02	5 15	6 45	9 25	1882	Ar East Auburn. Lv	7 06	8 46	7 50	12 50		
	1 21	5 21	6 51	9 31	1883	Lv Auburn 7, 64. Ar	6 49	8 25	7 25	12 20	5 25	
	f 1 27	f 5 27			1887	" Dieringer. "				f 7 15	12 10	f 5 15
	1 33	5 33	7 03	9 43	1890	" Sumner. "	6 35	8 11	7 11	12 06	5 11	
	1 39	5 39	7 09	9 49	1892	" Puyallup. "	6 30	8 07	7 07	11 58	5 07	
	2 00	6 00	7 30	10 10	1901	Ar Tacoma. Lv	6 15	7 50	6 50	11 40	4 50	
	1 20	5 20	6 50	9 30	1883	Ar Auburn. Ar	6 52	8 35	7 35	12 30	5 35	
	1 29	f 5 30	t 7 00	t 9 40	1888	" Kent. "		k 8 28	j 7 26	f12 20	5 26	
	2 00	6 00	t 7 30	10 10	1904	Ar Seattle. Lv	6 15	8 00	7 00	11 50	5 00	

Reference Notes.

f Stops on flag.

|| Meals.

Numbers shown after stations refer to additional tables on which train service to and from that station can be found.

b Stops at Kennewick to pick up and discharge passengers only.

h Stops on flag at Nagrom, Thorp and Stampede Mondays only.

j Will stop on flag for passengers holding tickets reading "Spokane or points east thereof."

k Stops on flag for passengers holding tickets for Cle Elum and points east where train scheduled to stop.

n Stops to pick up passengers for points east of Billings where scheduled to stop.

s Stops on flag Sundays only.

t Stops to discharge passengers from points east of Auburn.

*Daily.

ALL-EXPENSE

Escorted Tours

TO

Yellowstone Park
Pacific Northwest-
Alaska

Conducted by

Experienced Guides
—Travel Experts

BURLINGTON
Escorted Tours

See Pages 43-44 this issue

At Seattle and Portland, passengers may remain in sleeping cars on Train No. 3 until 8:00 A. M.

Puget Sound Line

SOUTH—READ DOWN

SEATTLE-TACOMA-PORTLAND.

NORTH—READ UP

458 Daily	562 Daily	564 Daily	424-463 Daily	408 Daily	592 Daily	422-461 Daily	402 Daily	Mile	TABLE 7		401 Daily	421-462 Daily	591 Daily	407 Daily	423-464 Daily	561 Daily	563 Daily	459 Daily
PM	AM	PM	PM	AM	Daily	AM	PM		(Pacific Time)		AM	PM	PM	PM	PM	AM	PM	
4 30	11 10	11 15	4 15	8 30	—	7 50	11 45	0	Lv Seattle (King St. Sta.) 6, 73 Ar		6 45	2 30	—	2 45	7 35	5 00	6 30	9 45
								11	Black River									
								12	Orillia									
								14	O'Brien									
			4 40	k 8 55			8 16	g12 12	Kent		6 13	2 00		a 2 16	f 7 03	n	n	
								18	Thomas			f 1 54						
								20	Christoph									
			4 50	9 05			8 27	g12 22	Auburn		6 02	1 48		2 06	6 53	n	n	
			f 4 57				8 33	26	Dieringer			f 1 38						
			5 06	kj 9 18			8 39	f12 38	Sumner		5 47	1 34		a 1 51	6 41	n	n	
			5 12	kj 9 23			8 44	29	Puyallup (Puyallup River)		5 41	1 28		1 47	6 36			
			5 35	9 42			9 05	1 15	Ar Tacoma (Rainier Nt. Park) Lv		5 25	1 10		1 30	6 20	3 35	5 00	8 35
5 40	12 30	12 25	5 55	9 50	9 45			1 30	Lv Tacoma		5 05		1 00	1 22	6 00	3 30	4 50	8 30
	12 35	12 40	5 55	9 50				48	Sixth Ave					1 22	6 00	3 30	4 50	
	f 1 04	f 6 13	f 10 08					54	Steilacoom		4 25			12 52	f 5 38	f 3 10	f 4 17	
	f 1 16	v 6 23	10 18					56	Ketrone						f 5 26	f 3 00	f 4 03	
	f 1 20	f 1 20						50	Ar Nisqually Lv		i 4 07			12 37	f 5 09	f 2 47	f 3 40	
	f 1 34	6 38	10 33						Lv Tacoma					1 22	6 00	3 30	4 50	
5 45	12 35	12 40	5 55	—	9 45	9 15	1 30	40	Lv Tacoma			12 50	1 00	1 22	6 00	3 30	4 50	8 30
						10 00	9 30	45	South Tacoma			12 35	12 45					
						10 06	9 37	48	Lakeview		Via Point	12 23	f12 36	Via Point	Via Point	Via Point	Via Point	
								51	Country Club		Defiance	f12 13		Defiance	Defiance	Defiance	Defiance	
								53	Camp Murray			12 06	12 06					
								56	Fort Lewis 64			11 56	11 56					
								60	Ar Nisqually Lv		i 11 56			12 40				
									Lv Tacoma					12 37	f 5 09	f 2 47	f 3 40	
								64	St. Clair		i 11 46			5 02				
								65	Kyro									
								70	Chambers Prairie		i			f12 19		2 30	3 17	
								73	Plumb		i							
								78	Ar Tenino Lv		i			12 05		2 18	2 57	
								82	Bucoda 72		i			11 28	p11 59	2 12	f 2 48	
								89	Ar Centralia (Coal Mines)			3 05		11 15	11 49	2 00	f 2 30	7 17
									Ar Montesano									
									Ar Aberdeen Lv									
									Ar Hoquiam Lv									
									Ar Centralia 72									
								89	Lv Chehalis (Chehalis River)		2 55		11 05	11 42		1 55	2 10	7 12
								93	Napavine		2 45		10 55	11 32		1 45	2 00	7 02
								104	Evaline		2 30			11 16		1 30		
								107	Winlock					f11 10		f 1 25		
								113	Vader 73-A		f 2 15			11 02		1 18		
								116	Olequa (Ryderwood) 73-A		f 2 00			10 49		1 05		
									Ar Longview		Via Kelso			10 43		f 1 00		
								123	Ar Castle Rock Lv		f 1 40			10 29		12 48	Via Longview	5 56
								129	Ar Ostrander		f 1 28			10 17		12 38	Via Longview	
								133	Ar Kelso (Longview) 73-A		1 20			10 10		12 31	Via Longview	
									Ar Longview								12 47	5 56
								138	Carrolls									
								143	Kalama (Kalama River)		1 00							
								147	Martin's Bluff									
								152	Woodland		12 40			9 35		11 58		
								157	Ridgefield		12 30			9 25		11 48		
								163	Knapp					9 15		f11 39		
								166	Felida					f 9 10		f11 34		
								172	Vancouver, Wash.		12 05			9 00		11 25	11 45	5 00
								173	No. Portland, Ore.					f 8 54		f11 20		
								175	East St. Johns		f11 51			f 8 51				
								183	Ar Portland 70-73 Lv		*11 30			* 8 35		*11 00	*11 15*	4 30

No. 402—Seattle-Tacoma-Portland—Daily
Standard Sleeping Car:—Seattle to Portland (4 cars). Seattle to Oakland (via Southern Pacific train 11 from Portland).
 Occupancy at 9:30 p. m. passengers may remain at Portland until 7:30 a. m.
Coaches:—Seattle to Portland.

No. 564—Seattle-Tacoma-Portland—Daily
Standard Sleeping Cars:—Seattle to Portland—Tacoma to Portland.
 Ready for occupancy at 9:30 p. m. passengers may remain at Portland until 7:30 a. m. **Coaches:**—Seattle to Portland.

No. 408—Seattle-Tacoma-Portland—Daily
Observation Parlor Car, Dining Car, Coaches:—Seattle to Portland.

No. 562—Seattle-Tacoma-Portland—Daily
Observation Parlor Car, Dining Car, Coaches:—Seattle to Portland.
Standard Sleeping Cars:—Seattle to Los Angeles—Seattle to Oakland (S. P. train 15 from Portland).

No. 458—Seattle-Tacoma-Portland—Daily
Observation Parlor Car, Dining Car, Coaches:
Standard Sleeping Car:—Seattle to Oakland (on S. P. train 17 from Portland).
 Trains not shown carry Coach Equipment only.

Tickets reading N. P., G.N. or O.-W. R. & N. to any point on the joint line Seattle to Portland, inclusive, or on branch lines diverging therefrom, will be honored on any trains on the joint line.

No. 401—Portland-Tacoma-Seattle—Daily
Standard Sleeping Cars:—Portland to Tacoma—Portland to Seattle.
 Passengers are ready for occupancy at Portland depot at 9:30 p. m.
Coaches:—Portland to Seattle.

No. 563—Portland-Tacoma-Seattle—Daily
Standard Sleeping Cars:—Portland to Seattle—Oakland to Seattle (into Portland on S. P. train 12).
 Ready for occupancy 9:30 p. m. passengers may remain at Tacoma-Seattle until 8:00 a. m. **Coaches:**—Portland to Seattle.

No. 407—Portland-Tacoma-Seattle—Daily
Observation Parlor Car, Dining Car, Coaches:—Portland to Seattle.
Standard Sleeping Car:—Los Angeles to Seattle (into Portland on S. P. train 16).

No. 561—Portland-Tacoma-Seattle—Daily
Observation Parlor Car, Dining Car, Coaches:—Portland to Seattle.

No. 459—Portland-Tacoma-Seattle—Daily
Observation Parlor Car, Dining Car, Coaches:—Portland to Seattle.
Standard Sleeping Car:—Oakland to Seattle (via S. P. train 18 San Francisco to Portland).

A. M. time shown in light face type. P. M. time shown in bold face type.
 aStops to discharge passengers from points south of St. Clair.
 bStops to discharge passengers and express from points west of Centralia.
 gStops on signal to pick up revenue passengers for Tacoma and points south thereof.
 hWill stop at all stations east of Centralia to discharge passengers originating at points where train 402 does not stop.
 iWill stop at stations west of Centralia to discharge passengers originating at points where No. 563 does not stop.
 jStops to let off passengers from Seattle.
 kStops to pick up passengers for points south of Tacoma.

mStops to take on passengers for points beyond (not including) Tacoma, and, to let off passengers from points beyond (not including) Seattle.
 nWill stop on signal to discharge passengers from points south of Tacoma, and to receive passengers for points north of Seattle only.
 pWill stop on signal to discharge passengers from points east of Chehalis and Grays Harbor Line and to receive passengers for Fort Lewis.
 rStops to let off passengers from Grays Harbor branch occupying space in the Grays Harbor to Portland sleeper.
 uConnecting with main line train at Nisqually. †Stops on flag. *Daily †Except Sun. vRegular stop daily, on Sundays stops only on flag.

Summer Fares

To Yellowstone Park and the Pacific Northwest

From the following cities	To the points listed below					From the following cities	To the points listed below				
	Yellow- stone National Park	Butte- Helena Montana Rockies	Spokane Lewiston Walla Walla	Seattle Tacoma Portland Vancouver- Victoria	California one-way via North Pacific Coast		Yellow- stone National Park	Butte- Helena Montana Rockies	Spokane Lewiston Walla Walla	Seattle Tacoma Portland Vancouver- Victoria	California one-way via North Pacific Coast
New York City	\$108.82	\$111.42	\$133.07	\$138.32	\$156.32	Chicago	\$ 59.35	\$ 61.95	\$ 85.05	\$ 90.30	\$108.30
Boston	115.90	118.50	140.15	145.40	163.40	St. Louis	61.95	64.55	80.35	85.60	103.60
Philadelphia	103.64	106.24	127.89	133.14	151.14	Kansas City	52.50	57.25	70.35	*75.60	93.60
Washington	100.95	103.55	125.20	130.45	148.45	Milwaukee	56.15	60.90	83.85	89.10	109.50
Buffalo	86.60	89.20	110.85	116.10	134.10	Des Moines	54.60	59.34	76.30	81.55	99.56
Pittsburgh	83.51	86.11	107.76	113.01	131.01	St. Paul	48.55	51.65	70.35	75.60	101.75
Detroit	72.20	74.80	96.45	101.70	119.70	Minneapolis	48.55	51.65	70.35	75.60	101.75
Cincinnati	71.86	74.46	96.10	101.35	119.35	Duluth	48.55	51.65	70.35	75.60	105.30
Cleveland	76.15	78.75	100.40	105.65	123.65	Superior	48.55	51.65	70.35	75.60	105.30

Final Return Limit, October 31, 1930

*Applies to Seattle, Tacoma and Portland only. Fare to Vancouver or Victoria \$81.60



*Please call upon us for
travel information
whenever you wish it.*

Northern Pacific Lines in Minnesota

Tickets reading via N. P., G. N. or Soo Line between Minneapolis-St. Paul and Duluth-Superior will be honored on trains of either line.

"Duluth-Superior Short Line." Automatic Block Signal Protected

Tickets reading via N. P., Soo or G. N. Line between Minneapolis-St. Paul and Duluth-Superior will be honored on trains of either line.

MINNEAPOLIS-ST. PAUL AND SUPERIOR-DULUTH

N. P. 68 Ex.Su. PM		N. P. 66 Daily PM		G. N. 24 Daily PM		Soo 62 Daily PM		Soo 84-60 Ex.Su. AM		G. N. 20 Daily AM		N. P. 62 Ex.Su. AM		Miles	TABLE 11 (Central Time)		Soo 61-85 Ex.Su. PM		G. N. 23 Daily PM		N. P. 61 Ex.Su. PM		Soo 63 Daily PM		G. N. 19 Daily PM		N. P. 65 Daily AM		N. P. 67-13 Ex.Su. AM												
																Lv Minneapolis (Hennepin Ave. Station).....Ar																									
																Lv Minneapolis (C. M. & St. P. Station) ..Ar		3 00																							
																Lv St. Paul (Union Station).....Ar		2 10																							
																Lv St. Paul (Union Station).....Ar		2 10		1 45		1 45		1 45		1 45		1 45		1 45		1 45		1 45		1 45		1 45			
																Lv Minneapolis (Hennepin Ave. Station).....Ar		2 10		1 12		2 25		5 30		8 30		8 00		6 40		5 55		7 45		9 00		9 00			
																E. 7th St.....																									
																Gloster.....																									
																Lake Shore.....																									
																White Bear.....																									
																White Bear.....																									
																White Bear.....																									
																White Bear.....																									
																Bald Eagle.....																									
																Hugo.....																									
																Forest Lake.....																									
																Wyoming 13.....																									
																Stacy.....																									
																North Branch.....																									
																Harris.....																									
																Rush City.....																									
																Rush City.....																									
																St. Croix River.....																									
																Benson.....																									
																Grantsburg.....																									
																Rock Creek.....																									
																Pine City.....																									
																Beroun.....																									
																Mission Creek.....																									
																Hinckley.....																									
																Hinckley.....																									
																Friesland.....																									
																Groningen.....																									
																Finlayson.....																									
																Rutledge.....																									
																Willow River.....																									
																Sturgeon Lake.....																									
																Moose Lake.....																									
																Barnum.....																									
																Mahtowa.....																									
																Atkinson.....																									
																Carlton 12, 14.....																									
																Carlton 12, 14.....																									
																Scanlon.....																									
																Cloquet.....																									
																Carlton.....																									
																Wrenshall.....																									
																Central Avenue.....																									
																Superior (Soo Line Station).....																									
																Superior (Union Station).....																									
																West Duluth.....																									
																Duluth.....																									
																Cloquet.....																									
																Scanlon.....																									
																Carlton 12, 14.....																									
																Carlton.....																									
																Thomson.....																									
																Brownell.....																									
																Short Line Park.....																									
																Smithville.....																									
																West Duluth.....																									
																20th Avenue.....																									
																Superior.....																									
																Duluth (Soo Line Station).....																									
																Duluth (Union Station).....																									

DULUTH-SUPERIOR-CARLTON AND CLOQUET

55 Daily		Mls	TABLE 12		58 Daily		62 Ex.Su.	
			Lv Duluth.....Ar		8 45		2 10	
		Lv Superior.....Ar		8 33				
		Ar Carlton 14.....Lv		7 48				
		Lv Carlton 14.....Ar		7 45				
		Lv Scanlon.....Ar		7 38				
		Ar Cloquet.....Lv		7 25				

MINNEAPOLIS-ST. PAUL AND WYOMING-TAYLORS FALLS

726 Mixed Ex.Sun.		68 Ex.Su. PM		62-72 Ex.Su. AM		Mls	TABLE 13 (Central Time)		67-18 Ex.Su. AM		71-61 Ex.Su. PM		725 Mixed Ex.Sun.	
							Lv Minneapolis Ar							
							Lv St. Paul.....Ar							
							Lv White Bear.....Ar							
							Lv Wyoming Lv							
							Lv Wyoming Ar							
							Lv Chicago City.....Ar							
							Lv Lindstrom.....Ar							
							Lv Centre City.....Ar							
							Lv Shafers.....Ar							
							Lv Franconia.....Ar							
							Lv Taylors Falls Lv							

Reference Notes: *Daily. †Ex. Sun. ‡Lunch. §Flag stop. aStops on flag, Saturdays only.

DULUTH-SUPERIOR TO NORTH PACIFIC COAST

DULUTH-SUPERIOR AND BRAINERD-STAPLES

57 Daily PM		55 Daily AM		TABLE 14 (Central Time)		56 Daily PM		58 Daily AM	
7 00	7 00	0	0	Duluth	Ar	11 30	8 45		
7 15	7 14	4	4	Superior	Ar	11 18	8 33		
7 32	7 30	8	8	Central Ave. Sup.		11 05	8 19		
7 35	7 34	11		Pokegama		11 00	8 14		
7 45	7 43	16		Anton		10 51	8 06		
7 53	7 50	20		Barker		10 43	7 59		
7 59	7 55	23		Wrenshall		10 38	7 55		
8 11	8 03	27		Carlton 11, 12		10 29	7 48		
8 21	8 11	32		Iverson		10 20	7 40		
8 31	8 21	37		Sawyer		10 11	7 33		
8 43	8 34	44		Corona		10 00	7 23		
8 54	8 44	49		Cromwell		9 51	7 15		
9 06	8 55	55		Wright		9 41	7 05		
9 16	9 06	61		Tamarack		9 32	6 55		
9 24	9 14	65		Graying		9 24	6 49		
9 34	9 24	70		McGregor		9 15	6 39		
9 41	9 32	74		Lansford		9 08	6 31		
9 48	9 41	79		Kimberly		9 01	6 24		
9 58	9 51	85		Rosburg		8 52	6 16		
10 10	10 02	91		Aitkin		8 42	6 08		
10 18	10 11	96		Cedar Lake		8 34	5 58		
10 30	10 22	101		Deerwood 18		8 25	5 50		
10 37	10 30	105		Klondyke		8 18	5 41		
10 46	10 40	111		Loerch		8 10	5 34		
10 58	10 53	118	Ar	Brainerd	Lv	7 58	5 25		
11 08	10 58	118	Lv	Brainerd	Ar	7 53	5 20		
11 15	11 06	123		Baxter		7 46	5 13		
11 24	11 16	128		Sylvan		7 37	5 05		
11 30	11 21	132		Pillager		7 31	5 00		
11 38	11 30	137		Wheelock		7 23	4 52		
11 46	11 36	140		Motley		7 17	4 46		
11 53	11 43	144		Hayden		7 10	4 40		
11 59	11 50	148	Ar	Staples	Lv	7 05	4 35		

5		3		1		Miles		MAIN LINE		2		4		8		6	
2 50	2 20	11 57	0	Staples	Ar	6 58	4 30	3 05	4 14								
3 17	2 48	18		Wadena				2 26	3 45								
4 16	3 50	62		Detroit Lakes			2 55	12 52	2 34								
5 41	5 22	110		Moorhead				11 05	1 04								
5 55	5 27	2 34	111	Fargo		4 22	1 25	11 00	1 00								
9 20	8 15	4 58	203	Jamestown		2 00	10 50	6 55	10 00								
12 10	11 10	7 31	304	Bismarck		11 40	8 03	2 45	7 21								
12 50	11 30	5 54	751	Billings		12 11	5 10		5 35								
10 00	8 05	12 53	987	Butte	Ar	5 47	8 10		9 00								
9 30	7 50	12 53	990	Helena	Ar	5 30	9 10		9 00								
1 40	11 40	3 45	1109	Missoula	Ar	2 48	5 05		5 10								
8 25	6 30	9 48	1364	Spokane	Lv	7 00	8 00		8 15								
7 35	7 30	10 00	1744	Portland, via S. P. & S.	Lv	6 00	9 00		8 25								
12 50	10 40	1 50	1510	Pasco	Ar	2 20	3 30		3 50								
10 10	7 30	9 45	1760	Tacoma	Lv	6 15	6 50		7 50								
10 10	7 30	9 45	1763	Seattle	Lv	6 15	7 00		8 00								

DULUTH AND FOND DU LAC

Miles	TABLE 15		
0	Lv	Duluth	Ar
2		20th Ave.	
5		West Duluth	
6		West Duluth Jct.	
8		Riverside	
9		Spirit Lake	
10		Morgan Park	
12		New Duluth	
15	Ar	Fond du Lac	Lv

Reference Notes:
 *Daily. †Daily, except Sunday. Coach passengers will be handled on No. 5. See table No. 1. †Train No. 58 will be held 45 minutes at Staples to make connections with trains Nos. 4 and 8.
P. M. time shown in bold face type. **A. M.** time shown in light face.

ASHLAND AND DULUTH-SUPERIOR

53 Daily		51 Daily		TABLE 16		52 Daily		54 Daily	
4 45	9 15	0	0	Ashland	Ar	6 35	11 45		
4 56	9 25	5		Ashland Jct.		6 23	11 33		
5 09	9 36	10		Moquah		6 09	11 22		
5 20	9 48	16		Ino.		4 58	11 10		
5 23	9 52	18		Spider		4 54	11 07		
5 34	10 03	24		Topside		4 43	10 56		
5 43	10 12	28		Iron River		4 33	10 46		
5 51	10 20	32		Muskeg		4 25	10 38		
5 56	10 25	35		Tarter		4 20	10 33		
5 58	10 30	36		Brule		4 17	10 30		
6 05	10 38	40		Bellwood		4 10	10 23		
6 08	10 41	41		Blueberry		4 07	10 19		
6 13	10 46	44		Maple		4 02	10 13		
6 16	10 49	45		Wiehe		3 59	10 09		
6 21	10 54	48		Poplar		3 54	10 04		
6 25	10 59	50		Wentworth		3 49	9 59		
6 31	11 05	53		Amnicon Falls		3 43	9 53		
6 37	11 11	57		Cutter		3 37	9 47		
6 40	11 15	59		Parkdale		3 34	9 44		
6 46	11 21	62		Allouez		3 28	9 38		
6 50	11 25	63		East End		3 25	9 35		
7 00	11 35	67		Central Ave.		3 15	9 25		
7 11	11 45	71	Ar	Superior	Lv	3 04	9 14		
7 25	12 01	75	Ar	Duluth	Lv	2 50	9 00		

MINNESOTA AND INTERNATIONAL SERVICE

ST. PAUL-BRAINERD-BEMIDJI AND INTERNATIONAL FALLS

11 Daily PM		13-31 Ex. Su. AM		Miles		TABLE 17 (Central Time)		6-32 Ex. Su. PM		12 Daily AM	
6 30	8 30	0	0			NORTHERN PACIFIC RY.		8 20	8 20		
7 10	9 05	10		Lv		St. Paul	Ar	7 50	7 50		
9 55	11 44	107		Lv		Minneapolis	Ar	5 11	5 05		
10 05	11 55	107		Lv		Little Falls	Lv	4 50	5 00		
10 15	12 07	113				Little Falls	Ar	4 38	4 50		
10 21	12 13	116				Belle Prairie	Lv	4 32	4 44		
10 30	12 23	122				Topeka	Ar	4 22	4 35		
10 39	12 33	128				Fort Ripley	Lv	4 12	4 26		
10 45	12 40	132				Lenox	Ar	4 05	4 20		
10 49	12 44	133				Crow Wing	Lv	4 01	4 16		
11 00	12 55	139				Barrows	Ar	3 50	4 05		
						Brainerd	Lv				
7 00	7 00	0		Lv		Duluth	Ar	11 30	8 45		
7 15	7 14	4		Lv		Superior	Ar	11 18	8 33		
10 58	10 53	118		Ar		Brainerd	Lv	7 58	5 25		

33 Daily		31 Ex. Su.		Miles		MINN. & INTERNATIONAL RY.		32 Ex. Su. PM		34 Daily AM	
11 35	1 30	139		Lv		Brainerd	Ar	3 30	3 35		
11 59	1 35	140				M. & I. Junction	Ar	3 22			
12 10	1 53	149				Merrifield	Ar	3 04	3 07		
12 15	2 03	154				Lake Hubert	Ar	2 53	2 57		
12 30	2 09	156				Nisswa	Ar	2 48	2 52		
12 40	2 21	163				Pequot	Ar	2 35	2 40		
12 55	2 28	166				Jenkins	Ar	2 28	2 32		
	2 40	172				Pine River	Ar	2 15	2 20		
	2 49	176				Mildred	Ar	2 05			
1 15	3 01	181				Backus	Ar	1 53	1 55		
1 35	3 17	189				Hackensack	Ar	1 38	1 35		
	3 33	196				Cyphers	Ar	1 22			
1 58	3 41	199				Ah-gwah-ching	Ar	1 13	1 05		
2 06	3 50	202				Walker	Ar	1 06	12 58		
	4 06	209				Benedict	Ar	12 49	12 39		
2 33	4 18	214				Laporte	Ar	12 38	12 28		
	4 31	220				Guthrie	Ar	12 25	12 15		
	4 40	225				Nary	Ar	12 16	12 05		
3 20	5 05	234		Ar		Bemidji	Lv	11 55	11 45		
4 04	5 39	239				Lavinia	Ar	11 07	11 10		
4 14	5 50	245				Turtle River	Ar	10 55	10 69		
4 29	6 06	251				Tenstrike	Ar	10 37	10 44		
4 35	6 12	254				Hines	Ar	10 30	10 37		
4 46	6 24	259				Blackduck	Ar	10 18	10 25		
5 03	6 40	266				Funkley	Ar	10 03	10 10		
	7 25	277		Ar		Kelliher	Lv	9 20			
5 25		275				Northome	Ar		9 45		
5 38		280				Mizpah	Ar		9 29		
5 49		285				Gemmell	Ar		9 18		
6 13		297				Margie	Ar		8 52		
6 36		306				Big Falls	Ar		8 30		
6 41		307				Grand Falls	Ar		8 23		

BIG FORK & INTERNATIONAL FALLS RY.				
6 41	307	Grand Falls	Ar	8 23
6 51	312	Waukanha	Ar	8 10
7 02	317	Wisner	Ar	8 00
7 23	325	Littlefork	Ar	7 38
7 44	334	Nakoda	Ar	7 18
8 05	341	International Falls	Lv	7 00

CUYUNA NORTHERN BRANCH

Frt. Ex. Su.		Miles		TABLE 18		Frt. Ex. Su.	
				Central Time			
		0		Lv	Deerwood	Ar	
		4			Ironton	Ar	
		8		Ar	Trommald	Lv	

Northern Pacific Travel Publications.

Yellowstone National Park
 "2000 Miles of Scenic Beauty"
 The Storied Northwest
 The Story of the Monad
 Through The American Rockies.
 The Dakota Bad Lands.

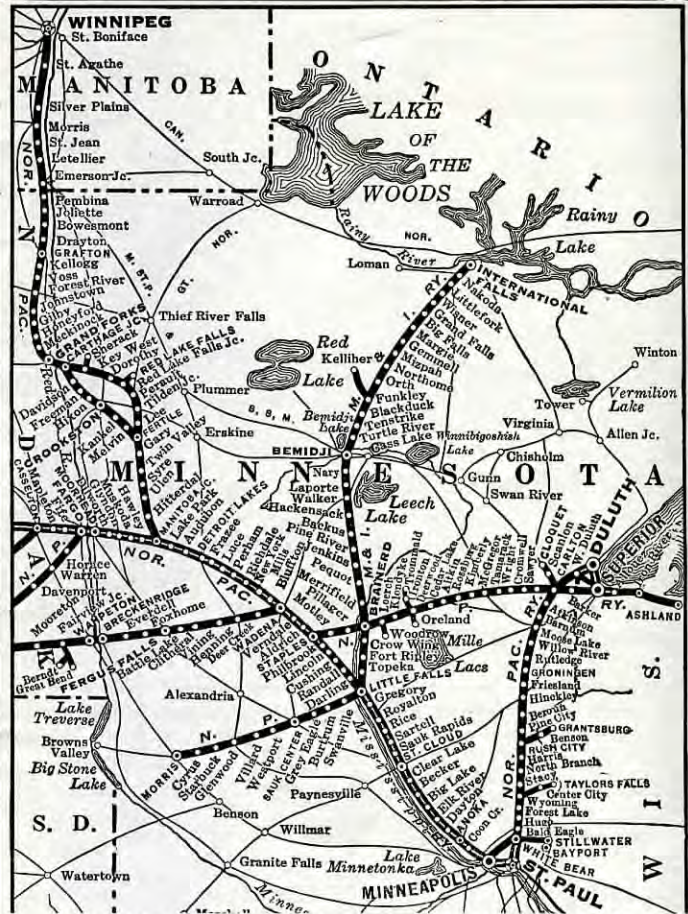
Rainier National Park
 Pacific Northwest Vacations
 Northern Pacific Coast Vacation Land
 Western Vacations
 Mount Baker Forest
 "Dude Ranch" Vacations.

Any of the representatives listed on pages 3 and 4 will gladly send you without cost, the one, or more, of these booklets in which you are interested.

Northern Pacific Lines in Minnesota and Manitoba

ST. PAUL-MINNEAPOLIS, GRAND FORKS-WINNIPEG

55 Daily AM	13 Daily AM	Miles	TABLE 20 (Central Time)	14 Daily PM	56 Daily PM
8 30	0	Lv. St. Paul	Ar	10 00	
9 05	76	Lv. Minneapolis	Ar	9 30	
10 55	107	Lv. St. Cloud	Ar	7 34	
11 44	141	Lv. Little Falls	Ar	6 41	
12 55	107	Lv. Staples	Lv	5 45	
7 00	0	Lv. Duluth	Ar	14 Daily	11 30
7 14	4	Lv. Superior	Ar	11 18	
11 50	148	Lv. Staples	Lv	7 05	
1 00	141	Lv. Staples	Ar	5 40	
1 29	159	Lv. Wadena	Ar	5 10	
2 39	203	Lv. Detroit Lakes	Ar	3 53	
3 02	217	Lv. Lake Park	Ar	3 29	
3 15	224	Lv. Manitoba Jct.	Ar	3 15	
122 Ex. Su.				5 Daily	
12 15	0	Lv. Fargo	Ar	5 45	
12 18	1	Lv. Moorhead	Ar	5 41	
1 17	28	Lv. Manitoba Jct.	Ar	5 41	
1 34	36	Lv. Lake Park	Lv	4 39	
RED RIVER BRANCH					
3 15	224	Lv. Manitoba Jct.	Ar	3 15	
3 24	229	Lv. Hitterdal	Ar	3 03	
3 37	236	Lv. Ulen	Ar	2 49	
3 50	243	Lv. Syre	Ar	2 36	
4 01	249	Lv. Twin Valley	Ar	2 25	
4 15	256	Lv. Gary	Ar	2 10	
4 26	262	Lv. Flaming	Ar	1 59	
4 37	268	Lv. Fertile	Lv	1 48	
4 40	0	Lv. Fertile	Ar	12 10	
4 56	6	Lv. Lee	Ar	11 48	
5 14	12	Lv. Tilden Jct.	Ar	11 26	
5 27	16	Lv. Delorme	Ar	11 08	
5 37	20	Lv. Perault	Ar	10 56	
5 51	24	Lv. Red Lake Falls	Ar	10 38	
6 22	33	Lv. Dorothy	Ar	9 58	
6 48	41	Lv. G. N. Crossing	Ar	9 24	
7 00	45	Lv. Buffington	Ar	9 09	
7 11	49	Lv. Key West	Ar	8 55	
7 30	55	Lv. Carthage Jct.	Ar	8 30	
7 45	60	Lv. East Grand Forks	Ar	8 15	
7 50	61	Lv. Grand Forks	Lv	8 10	
4 37	268	Lv. Fertile	Ar	1 48	
4 52	276	Lv. Melvin	Ar	1 33	
5 01	281	Lv. Kankel	Ar	1 24	
5 06	284	Lv. Harold	Ar	1 19	
5 19	291	Lv. Crookston	Ar	1 06	
5 32	298	Lv. Hixon	Ar	12 51	
5 39	302	Lv. Freeman	Ar	12 44	
5 50	307	Lv. Davidson	Ar	12 34	
6 00	313	Lv. Carthage Jct.	Ar	12 24	
6 15	318	Lv. East Grand Forks, Minn	Lv	12 15	
6 20	319	Lv. Grand Forks, No. Dak.	Lv	12 05	
6 31	323	Lv. Bolack	Ar	11 52	
6 41	329	Lv. Kelley	Ar	11 42	
6 53	335	Lv. Meckinock	Ar	11 30	
7 04	340	Lv. Honeyford	Ar	11 19	
7 11	344	Lv. Gilby	Ar	11 12	
7 19	348	Lv. Johnstown	Ar	11 03	
7 28	353	Lv. Forest River	Ar	10 54	
7 39	358	Lv. Voss	Ar	10 42	
7 48	362	Lv. Kellogg	Ar	10 33	
7 57	368	Lv. Grafton	Ar	10 25	
8 10	375	Lv. Cashel	Ar	10 11	
8 17	378	Lv. Herrick	Ar	10 04	
8 26	383	Lv. Drayton	Ar	9 54	
8 35	388	Lv. Pittsburg	Ar	9 45	
8 42	392	Lv. Bowsmont	Ar	9 38	
8 52	397	Lv. Pleece	Ar	9 29	
9 00	401	Lv. Joliette	Ar	9 21	
9 07	405	Lv. McArthur	Ar	9 14	
9 22	412	Lv. Pembina, No. Dak.	Lv	9 00	
9 40	415	Lv. Emerson Jct., Man.	Ar	8 50	
9 55	426	Lv. Letellier	Ar	8 36	
10 09	436	Lv. St. Jean B'Tiste	Ar	8 22	
10 20	439	Lv. Morris	Ar	8 12	
10 47	459	Lv. St. Agathe	Ar	7 46	
11 01	467	Lv. Cartier	Ar	7 34	
11 20	479	Lv. Portage Jct.	Ar	7 10	
11 30	481	Lv. Winnipeg	Lv	7 00	

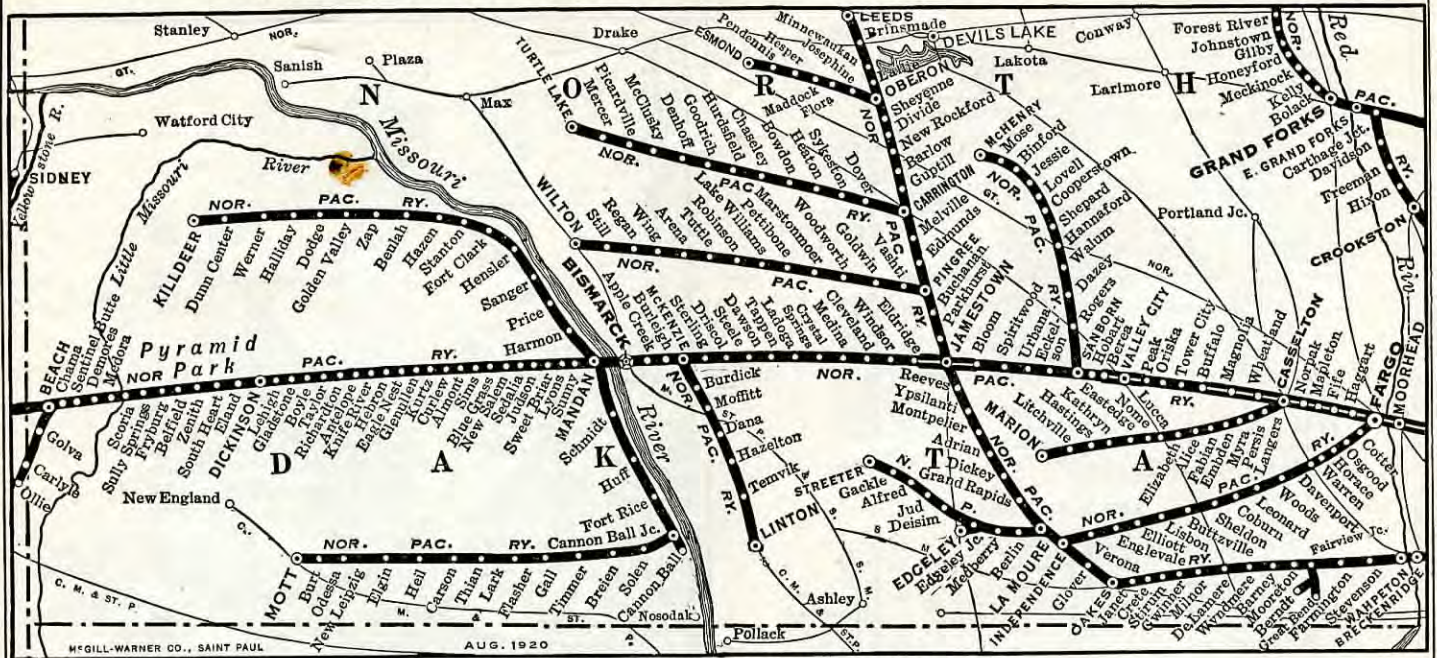


SERVICE SHOWN IN TABLES 11-12-13-14-15-16-17-18-20

ST. PAUL-MINNEAPOLIS AND LITTLE FALLS-MORRIS

55 Daily	5 Daily	Miles	TABLE 21 (Central Time)	6 Daily	56 Daily
	10 50	0	Lv. St. Paul	Ar	8 20
	11 25	10	Lv. Minneapolis	Ar	7 50
	1 50	107	Lv. Little Falls	Lv	5 11
7 00		0	Lv. Duluth	Ar	11 30
7 14		4	Lv. Superior	Ar	11 18
10 53		118	Lv. Brainerd	Lv	7 58
† 4 50		150	Lv. Little Falls	Lv	† 11 55
29 Ex. Sun.		Miles	MORRIS BRANCH	30 Ex. Sun.	
5 20	0	Lv. Little Falls	Ar	11 35	
5 41	8	Lv. Flensburg	Ar	11 14	
5 58	15	Lv. Swanville	Ar	10 57	
6 09	20	Lv. Burtrum	Ar	10 46	
6 19	24	Lv. Grey Eagle	Ar	10 35	
6 27	28	Lv. Ward Springs	Ar	10 28	
6 32	30	Lv. Spaulding	Ar	10 21	
6 46	36	Lv. Sauk Centre	Ar	10 07	
6 58	42	Lv. Stiles	Ar	9 54	
7 12	47	Lv. Westport	Ar	9 40	
7 24	52	Lv. Villard	Ar	9 29	
7 41	59	Lv. Glenwood	Ar	9 13	
8 02	68	Lv. Starbuck	Ar	8 51	
8 17	73	Lv. New Prairie	Ar	8 36	
8 27	78	Lv. Cyrus	Ar	8 26	
8 50	87	Lv. Morris	Lv	8 05	

Northern Pacific Lines in North Dakota



SERVICE SHOWN IN TABLES 22-23-24-25-26-27-28-29-30-31.

ST. PAUL-MINNEAPOLIS AND FERGUS FALLS-WAHPETON-OAKES

5 Daily	55 Daily	13 Daily	Miles	TABLE 22 (Central Time)	6 Daily	56 Daily
10 50	8 30	0		Lv. St. Paul	Ar. 8 20	
11 25	9 05	10		Lv. Minneapolis	Ar. 7 50	
2 45	12 55	141		Ar. Staples	Lv. 4 19	
	7 00	0		Lv. Duluth	Ar. 11 30	
	7 14	4		Lv. Superior	Ar. 11 18	
	11 50	148		Ar. Staples	Lv. Motor 7 05	
	1 11 Motor Ex. Sun. PM			MAIN LINE		
	3 00	0		Lv. Staples	Ar. 1 10	
	3 13	7		Lv. Aldrich	Ar. 12 57	
	3 20	11		Lv. Verdale	Ar. 12 49	
				FERGUS FALLS AND BLACK HILLS BRANCH		
	3 33	0		Lv. Wadena	Ar. 12 35	
	3 56	10		Lv. Deer Creek	Ar. 12 12	
	4 04	14		Lv. Parkton	Ar. 12 03	
	4 14	18		Lv. Henning	Ar. 11 53	
	4 28	24		Lv. Vining	Ar. 11 39	
	4 39	29		Lv. Clitheral	Ar. 11 28	
	4 49	33		Lv. Battle Lake	Ar. 11 18	
	5 06	41		Lv. Underwood	Ar. 10 59	
	5 16	46		Lv. Wall Lake	Ar. 10 48	
	5 30	52		Lv. Fergus Falls	Ar. 10 33	
	5 45	58		Lv. French	Ar. 10 17	
	5 56	63		Lv. Foxhome	Ar. 10 05	
	6 06	68		Lv. Everdell	Ar. 9 54	
	6 13	71		Lv. Watasco	Ar. 9 47	
	6 25	77		Lv. Breckenridge, Minn.	Ar. 9 35	
	6 30	78		Lv. Wahpeton, N. D.	Ar. 9 30	
	6 40	82		Lv. Stevenson	Ar. 9 19	
	6 46	85		Lv. Farmington	Ar. 9 13	
	6 53	88		Lv. Fairview Jct	Ar. 9 05	
	6 59	91		Lv. Mooreton	Ar. 8 59	
	7 12	97		Lv. Barney	Ar. 8 45	
	7 25	103		Lv. Wyndmere	Ar. 8 31	
	7 47	113		Lv. De Lamere	Ar. 8 08	
	8 00	119		Lv. Milnor	Ar. 7 53	
	8 14	124		Lv. Hoving	Ar. 7 38	
	8 26	129		Lv. Gwinner	Ar. 7 26	
	8 43	136		Lv. Strum	Ar. 7 09	
	9 01	143		Lv. Crete	Ar. 6 51	
	9 11	147		Lv. Janet	Ar. 6 41	
	9 25	151		Lv. Oakes	Ar. 6 30	

f Stops on flag only.
† Except Sunday.

ST. PAUL-MINNEAPOLIS-FARGO AND LA MOURE-EDGELEY

5 Daily	7 Daily	Miles	TABLE 23 (Central Time)	8 Daily	6 Daily
10 50	10 30	0	Lv. St. Paul	Ar. 7 50	8 20
11 25	11 10	10	Lv. Minneapolis	Ar. 7 15	7 50
5 45	7 10	252	Ar. Fargo	Lv. 11 00	1 00
	7 00	0	Lv. Duluth	Ar. 8 45	11 30
	7 14	4	Lv. Superior	Ar. 8 33	11 18
	11 50	148	Ar. Staples	Lv. 4 35	7 05
	5 45	259	Ar. Fargo	Lv. 11 00	1 00
	145 Motor, Daily		FARGO AND SOUTHWESTERN BRANCH		
	139 Ex. Sun.			140 Ex. Sun.	146 Motor, Daily
	6 00 PM	8 25	0	Lv. Fargo 1-20	Ar. 7 25
	6 09	8 37	4	Lv. Cotter	Ar. 7 13
	6 14	8 42	6	Lv. Osgood	Ar. 7 08
	6 23	8 52	11	Lv. Horace	Ar. 6 58
	6 34	9 06	16	Lv. Warren	Ar. 6 46
	6 40	9 13	20	Lv. Davenport	Ar. 6 40
	6 53	9 28	26	Lv. Woods	Ar. 6 25
	7 01	9 36	29	Lv. Leonard	Ar. 6 16
	7 15	9 50	36	Lv. Coburn	Ar. 6 01
	7 28	10 03	42	Lv. Sheldon	Ar. 5 46
	7 48	10 24	51	Lv. Buttzville	Ar. 5 24
	8 01	10 37	56	Lv. Lisbon	Ar. 5 10
	8 18	10 58	64	Lv. Elliott	Ar. 4 50
	8 29	11 11	69	Lv. Englevale	Ar. 4 37
	8 47	11 30	77	Lv. Verona	Ar. 4 17
	9 01	11 48	83	Ar. Independence	Lv. 4 00
	† 11 50	0		Lv. Independence	Ar. † 4 00
	† 12 40	15		Ar. Oakes	Lv. † 3 20
	9 13	12 05	88	Ar. La Moure	Lv. 3 45
	9 13	12 30	88	Lv. La Moure	Ar. 3 45
	9 36	12 55	98	Lv. Berlin	Ar. 3 21
	9 49	1 10	104	Lv. Medberry	Ar. 3 07
	10 05	1 30	110	Ar. Edgeley	Lv. 2 53
				STREETER BRANCH	
		110		Lv. Edgeley	Ar. 2 53
		1 51		Lv. Deisem	Ar. 2 30
		2 11		Lv. Jud	Ar. 2 11
		2 30		Lv. Alfred	Ar. 1 50
		2 49		Lv. Gackle	Ar. 1 31
		3 15		Ar. Streeter	Lv. 1 05

ST. PAUL-MINNEAPOLIS AND FARGO-CASSELTON-MARION

57 Daily	7 Daily	Miles	TABLE 24 (Central Time)	8 Daily	58 Daily
	10 30	0	Lv. St. Paul Ar	7 50	
	11 10	10	Lv. Minneapolis Ar	7 15	
	7 10	252	Ar. Fargo Lv	11 00	
	7 00	0	Lv. Duluth Ar	8 45	
	7 15	4	Lv. Superior Ar	8 33	
	11 59	148	Ar. Staples Lv	4 35	
	7 10	259	Ar. Fargo Lv	11 00	
	10 35	0	Lv. Fargo Ar	5 30	
	10 45	5	Lv. West Fargo Ar	5 20	
	10 49	8	Lv. Fife Ar	5 16	
	10 57	12	Lv. Mapleton Ar	5 08	
	11 01	14	Lv. Norpak Ar	5 04	
	11 11	19	Lv. Casselton Ar	4 55	
	11 15	21	Lv. Langers Ar	4 50	
	11 24	25	Lv. Myra Ar	4 40	
	11 37	32	Lv. Embden Ar	4 25	
	11 48	36	Lv. Fabian Ar	4 13	
	11 54	38	Lv. Alice Ar	4 08	
	12 09	44	Lv. Elizabeth Ar	3 52	
	12 17	47	Lv. Lucca Ar	3 44	
	12 30	52	Lv. Nome Ar	3 31	
	12 41	56	Lv. Eastedge Ar	3 19	
	12 53	60	Lv. Kathryn Ar	3 07	
	1 11	67	Lv. Hastings Ar	2 49	
	1 25	72	Lv. Litchville Ar	2 35	
	1 45	79	Ar. Marion Lv	2 15	

Reference Notes.
 / Stops on flag.
 / Lunch.
 P. M. time shown in bold face type.
 A. M. time shown in light face type.

SANBORN AND COOPERSTOWN-McHENRY

141 Ex. Sun.	Miles	TABLE 25 (Central Time)	142 Ex. Sun.
10 40	0	Lv. Valley City Ar	5 50
11 15	0	Lv. Sanborn Ar	5 20
11 41	10	Lv. Rogers Ar	4 54
12 01	18	Lv. Dazey Ar	4 34
12 15	24	Lv. Walum Ar	4 20
12 24	27	Lv. Hannaford Ar	4 11
12 39	33	Lv. Shepard Ar	3 55
12 50	37	Lv. Cooperstown Ar	3 45
1 01	41	Lv. Lovell Ar	3 32
1 14	46	Lv. Jessie Ar	3 19
1 28	51	Lv. Binford Ar	3 05
1 42	57	Lv. Mose Ar	2 51
1 58	63	Ar. McHenry Lv	2 35

Reference Notes:
 P. M. time shown in bold face type.
 A. M. time shown in light face type.

ST. PAUL-MPLS.-DUL.-SUPR.-CARRINGTON AND ESMOND-LEEDS

57 Daily	7 Daily	Miles	TABLE 26 (Central Time)	8 Daily	58 Daily
	10 30	0	Lv. St. Paul Ar	7 50	
	11 10	10	Lv. Minneapolis Ar	7 15	
165 Ex. Sun.	7 00	0	Lv. Duluth Ar	8 45	166 Ex. Sun.
	7 15	4	Lv. Superior Ar	8 33	
	11 00	361	Ar. Jamestown Lv	6 55	
8 20	11 45	0	Lv. Jamestown Ar	4 00	6 00
f 8 36	f 12 01	6	Lv. Parkhurst Ar	f 3 41	f 5 42
8 52	12 16	13	Lv. Buchanan Ar	3 26	5 24
	12 35	21	Lv. Pingree 27 Ar	3 08	5 05
	12 51	28	Lv. Edmunds Ar	2 52	
To Wilton	1 06	35	Lv. Melville Ar	2 36	1 60
See Table No. 27.	1 30	44	Ar. Carrington Lv	2 15	Ex. Sun.
	2 20	0	Lv. Carrington Ar	1 15	From Wilton Table No. 27.
	f 2 38	7	Lv. Dover Ar	f 12 53	
	3 11	13	Lv. Sykeston Ar	12 39	
	3 57	20	Lv. Heaton Ar	12 21	
	3 31	27	Lv. Bowdon Ar	12 01	
	3 45	33	Lv. Chasely Ar	11 47	
	3 59	38	Lv. Hurdfield Ar	11 34	
	4 23	47	Lv. Goodrich Ar	11 10	
	4 40	54	Lv. Denhoff Ar	10 53	
	5 03	63	Lv. McClusky Ar	10 30	
	5 19	69	Lv. Picardville Ar	10 14	
	5 36	76	Lv. Mercer Ar	9 57	
	6 00	84	Ar. Turtle Lake Lv	9 35	
	f 1 51	48	Lv. Gupitll Ar	f 1 51	
	2 00	52	Lv. Barlow Ar	1 40	
	2 19	60	Lv. New Rockford Ar	1 22	
	2 45	71	Lv. Sheyenne Ar	12 54	
	3 06	79	Lv. Oberon Ar	12 32	
	3 15	0	Lv. Oberon Ar	a 11 30	
	3 34	5	Lv. Josephine Ar	11 08	
	3 52	10	Lv. Flora Ar	10 50	
	4 11	15	Lv. Maddock Ar	10 30	
	4 28	20	Lv. Hesper Ar	10 05	
	4 42	24	Lv. Pendenis Ar	9 50	
	4 55	28	Ar. Esmond Lv	a 9 40	
	f 3 15	83	Lv. Lallie Ar	f 12 20	
	3 31	90	Lv. Minnevaukan Ar	12 04	
	3 52	99	Lv. Brinsmade Ar	11 44	
	4 25	108	Ar. Leeds Lv	11 20	

Mixed Ex. Sun. and Tu. a-Tuesdays only Lv Esmond 9 20AM Ar Oberon 11 20AM

TWIN CITIES-JAMESTOWN AND WILTON

7 Daily	Miles	TABLE 27 (Central Time)	8 Daily
10 30	0	Lv. St. Paul Ar	1 66
11 10	10	Lv. Minneapolis Ar	7 50
	20	Lv. Jamestown Ar	7 15
	30	Lv. Buchanan Ar	6 00
	40	Lv. Pingree 26 Ar	5 24
	50	Lv. Vashti Ar	5 05
	60	Lv. Goldwin Ar	4 44
	70	Lv. Woodworth Ar	4 28
	80	Lv. Partibone Ar	4 17
	90	Lv. Lake Williams Ar	3 51
	100	Lv. Robinson Ar	3 40
	110	Lv. Tuttle Ar	3 21
	120	Lv. Arena Ar	2 58
	130	Lv. Weng Ar	2 39
	140	Lv. Regan Ar	2 26
	150	Lv. Still Ar	1 58
	160	Lv. Wilton Lv	1 46
	170		1 25

ST. PAUL-MPLS.-DUL.-SUPR.-LA MOURE AND OAKES—VIA JAMESTOWN

57 Daily	3 Daily	Miles	TABLE 28 (Central Time)	8 Daily	58 Daily
	10 15	0	Lv. St. Paul Ar	7 50	
	10 55	10	Lv. Minneapolis Ar	7 15	
7 00	1 54	0	Lv. Duluth Ar	1 55	8 45
7 15	Ex. Sun.	4	Lv. Superior Ar	Ex. Sun.	8 33
	9 52	0	Lv. Jamestown Ar	6 25	
	10 10	7	Lv. Reeves Ar	6 03	
	10 22	13	Lv. Ypsilanti Ar	5 49	
	10 35	19	Lv. Montpelier Ar	5 34	
	10 51	26	Lv. Adrian Ar	5 16	
	11 04	33	Lv. Dickey Ar	5 01	
	11 23	41	Lv. Grand Rapids Ar	4 39	
	11 42	49	Lv. La Moure Ar	4 20	
	12 06	54	Lv. Independence Ar	4 00	
	12 22	61	Lv. Glover Ar	3 40	
	12 40	69	Lv. Oakes Lv	3 20	

Train No. 154 connects at Jamestown with No. 6—will hold until 10:00 a. m.

McKENZIE AND LINTON

Mixed Ex. Sun.	Miles	TABLE 29	Mixed Ex. Sun. & Tu.	Mixed Tu.
3 25	0	Lv. McKenzie Ar	1 00	12 30
f 3 45	7	Lv. Burdick Ar	f 12 35	f 12 05
4 00	12	Lv. Moffitt Ar	12 20	11 50
f 4 25	20	Lv. Dana Ar	f 11 55	f 11 25
4 55	28	Lv. Hazelton Ar	11 30	11 00
5 25	37	Lv. Temvik Ar	10 55	10 25
5 55	45	Ar. Linton Lv	10 30	10 00

MANDAN, NEW LEIPZIG AND MOTT

161 Motor Ex. Sun. PM	Miles	TABLE 30 (Mountain Time)	162 Motor Ex. Sun. AM
3 10	0	Lv. Mandan Ar	12 15
f 3 39	13	Lv. Schmidt Ar	f 11 45
3 52	20	Lv. Huff Ar	11 29
4 09	28	Lv. Port Rice Ar	11 12
4 28	37	Lv. Cannon Ball Ar	10 53
4 57	47	Lv. Solen Ar	10 24
5 14	54	Lv. Breien Ar	10 07
5 33	59	Lv. Timmer Ar	9 59
5 53	72	Lv. Flasher Ar	9 30
6 13	80	Lv. Lark Ar	9 09
6 37	90	Lv. Carson Ar	8 46
6 53	97	Lv. Heil Ar	8 29
7 10	104	Lv. Elgin Ar	8 13
f 7 24	110	Lv. New Leipzig Ar	8 00
f 7 33	114	Lv. Odessa Ar	f 7 50
f 7 49	120	Lv. Burt Ar	7 35
8 10	129	Ar. Mott Lv	7 15

Mountain Time, one hour earlier than Central Time.

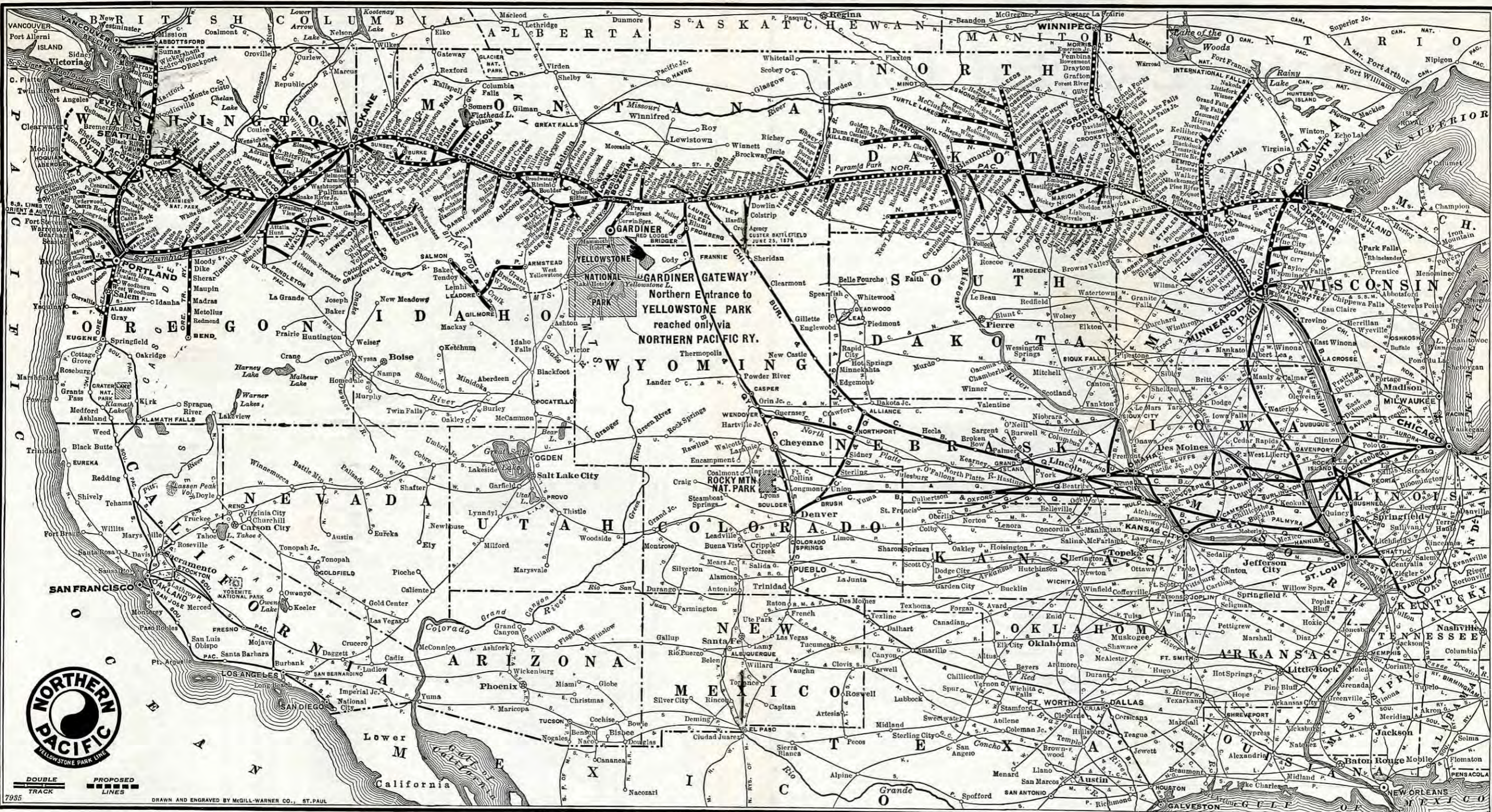
Mountain Time, one hour earlier than Central Time.

MANDAN, STANTON AND KILLDEER

163 Ex. Sun. PM	Miles	TABLE 31 (Mountain Time)	164 Ex. Sun. AM
3 30	0	Lv. Mandan Ar	11 55
3 56	11	Lv. Harmon Ar	11 25
4 19	21	Lv. Price Ar	11 01
4 35	28	Lv. Sanger Ar	10 43
4 53	36	Lv. Hensler Ar	10 24
5 13	44	Lv. Fort Clark Ar	10 08
5 35	53	Lv. Stanton Ar	9 47
6 05	65	Lv. Hazen Ar	9 19
6 27	74	Lv. Beulah Ar	8 58
6 46	81	Lv. Zap Ar	8 40
7 04	88	Lv. Golden Valley Ar	8 22
7 20	95	Lv. Dodge Ar	8 06
f 7 38	102	Lv. Halliday Ar	f 7 48
f 7 52	108	Lv. Werner Ar	f 7 35
8 11	115	Lv. Dunn Center Ar	7 16
8 30	122	Ar. Killdeer Lv	7 00

Mountain Time, one hour earlier than Central Time.

Mountain Time, one hour earlier than Central Time.



GARDINER GATEWAY
Northern Entrance to
YELLOWSTONE PARK
reached only via
NORTHERN PACIFIC RY.



DOUBLE TRACK
PROPOSED LINES

Burlington Escorted Tours

This is the name of an agency that places travel experience at your disposal. It is an enterprise which was started six years ago and its function is to sponsor, organize, and conduct touring parties on planned vacation trips to and through Western America.

The "tours" were designed to meet a definite travel need, and because they have fulfilled their purpose and have been skillfully planned, well managed and represent an excellent travel value they have been successful and have won national recognition, if more than fifteen thousand guests in five years can be taken as a measure of recognition and success.

On these Escorted Tours everything is planned in advance and everything paid in advance in a

lump sum which includes railroad fare, Pullmans, hotel accommodations, motor transportation, all meals, sightseeing, sidetrips—in short every necessary item of expense. An escort and tour manager accompanies each party and looks after all details.

You will enjoy yourself—**have a good time**—on one of these tours. They represent a sound, sensible travel plan that is not an experiment in any sense. They merit your consideration in connection with any vacation plan and especially in case you go alone, these traveling house parties are ideal, assuring many congenial acquaintances with much in common. You travel without any responsibilities, you see the most, in the best way and with no waste of time.

"Vacations without a care"

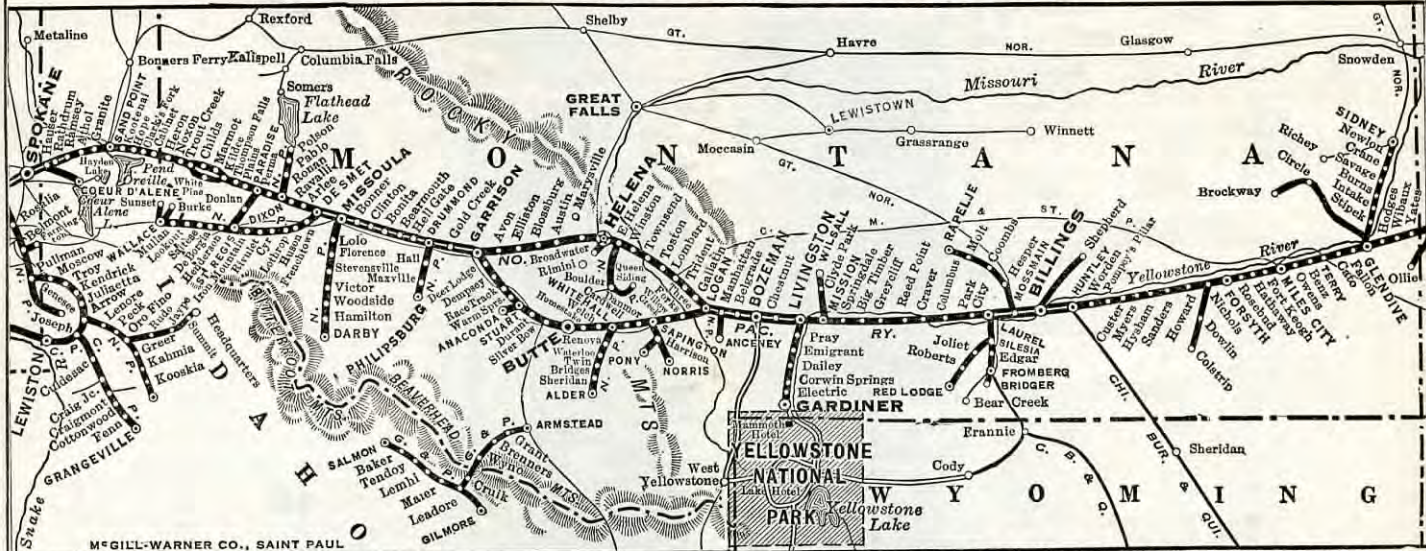
Yellowstone National Park - - - - -	9 days	- - \$140.04	All-Expenses from Chicago
Yellowstone Park and Colorado - - - -	13 "	- - 206.28	" " "
Yellowstone Park and Colorado - - - -	11 "	- - 167.94	" " "
Yellowstone and Glacier Parks - - - -	14 "	- - 222.90	" " "
Black Hills-Yellowstone - - - - -	11 "	- - 181.48	" " "
Pacific Northwest-Rainier National Park	14 "	- - 229.69	" " "
Pacific Northwest and Alaska - - - -	22 "	- - 336.66	" " "
Pacific Northwest and California - - -	21 and 28 days	- - 343.91	" " "

Rates Will Be Quoted From Any City in the United States.

Any Northern Pacific representative (list on pages 3 and 4) will be pleased to furnish you with a handsome new booklet—just off the press—giving full details about all tours; assist you with your travel plans, and arrange for your definite booking, or write to

J. G. Delaplaine
Manager, Burlington Escorted Tours
 547 West Jackson Blvd.
 Chicago, Ill.

Northern Pacific Lines in Montana



BEACH AND OLLIE

Mixed 199 Mo. Thur.	Miles	TABLE 32 (Mountain Time)	Mixed 200 Tu. Fri.
1 40	0	Lv. Dickinson	9 45
2 30	13	Beach	8 45
3 05	21	Golva, No. Dak.	8 20
3 25	26	Carlyle, Mont.	8 00
		Ollie	8 20

SERVICE SHOWN IN TABLES 32-33-34-35-36-37-38-39-40-41-42-43-44-45-48-49-50-51.

Livingston and Gardiner—

Gateway to Yellowstone National Park

Mixed 823 Mo. Wed. Fri.	Miles	TABLE 38	Mixed 824 Mo. Wed. Fri.
a 7 30	0	Lv. Livingston	a 2 15
f 7 50	10	Brisbin	f 1 40
f 8 00	15	Trail Creek	f 1 26
8 10	17	Pray	f 1 20
f 8 20	20	Chico	f 1 10
8 45	23	Emigrant (Chico Hot Springs)	1 00
f 8 57	25	Merriman	f 12 52
f 9 12	31	Dailey	f 12 39
9 37	37	Carbella	f 12 19
f 9 47	40	Sphinx	f 12 10
10 07	47	Corwin Springs	11 53
f 10 17	49	Electric	f 11 43
—	52	Deever	11 30
a 10 30	54	Ar. Gardiner	a 11 30

GLENDIVE AND SIDNEY

Mixed 201 Ex. Sun.	Miles	TABLE 33 (Mountain Time)	Mixed 202 Ex. Sun.
7 30	0	Lv. Glendive	3 10
8 00	11	Stipek	2 35
8 26	21	Intake	2 09
8 49	29	Burns	1 46
9 06	35	Savage	1 30
9 20	39	Hoffmanville	1 18
9 35	45	Crane	1 06
9 55	51	Newlon	12 51
10 20	55	Ar. Sidney	12 40

GLENDIVE-CIRCLE-BROCKWAY

Mixed 197 Ex. Sun.	Miles	TABLE 33A (Mountain Time)	Mixed 198 Ex. Sun.
7 00	0	Lv. Glendive	3 20
f 7 40	13	Green	f 2 35
f 7 49	16	Woodrow	f 2 20
8 15	24	Lindsay	1 50
10 00	52	Circle	12 15
f 10 13	58	Friend	f 11 15
10 30	64	Ar. Brockway	11 00

ROSEBUD BRANCH

Miles	TABLE 33B
0	Nichols
15	Dowlin
29	Colstrip

BILLINGS AND CENTRAL MONTANA BRANCH

Miles	TABLE 34
0	Billings
4	Spur No. 1
8	Spur No. 3
14	Shepherd

LAUREL-MOSSMAIN AND RAPELJE

Mixed 827 Mo. We. & Fri.	Miles	TABLE 35 (Mountain Time)	Mixed 828 Mo. We. & Fri.
9 30	0	Lv. Laurel	3 45
—	5	Mossmain	3 25
9 45	9	Hesper	3 15
f 10 02	13	Wickett	f 3 00
10 37	23	Coombs	2 28
11 00	29	Molt	2 08
11 30	37	Wheat Basin	1 43
12 15	47	Ar. Rapelje	1 10

BILLINGS AND RED LODGE

207 Daily	Miles	TABLE 37 (Mountain Time)	208 Daily
9 00	0	Lv. Billings	f 4 30
f 9 14	6	Yegen	f 4 15
f 9 24	10	Mossmain	f 4 07
f 9 30	15	Laurel	f 4 00
f 9 39	20	Mason	f 3 49
f 9 50	25	Silesia	f 3 40
f 9 56	27	Rockvale	f 3 33
10 12	33	Joliet	f 3 18
10 24	36	Boyd	f 3 07
f 10 39	44	Selmes	f 2 55
10 48	47	Roberts	f 2 47
f 11 05	53	Fox	f 2 33
11 20	59	Ar. Red Lodge	2 20

MONTANA, WYOMING AND SOUTHERN RAILROAD BRIDGER, GOLDEN AND BEARCREEK

1 Ex. Sun. PM	Miles	TABLE 39 (Mountain Time)	2 Ex. Sun. AM
5 20	0	Lv. Bridger 36	8 40
f 5 35	6	Golden	f 8 29
6 00	12	Belfry	8 10
6 35	20	Ar. Bearcreek	7 35

LIVINGSTON-CLYDE PARK AND WILSALL

Mixed 216 Tu. Th. Sa.	Miles	TABLE 40 (Mountain Time)	Mixed 215 Tu. Th. Sa.
8 10	0	Lv. Livingston	12 35
8 25	6	Mission	12 10
f 8 39	10	Grannis	f 11 55
8 50	14	Chadborn	11 40
f 9 00	17	Tregloan	f 11 20
9 19	20	Clyde Park	11 00
9 39	26	Shields	10 46
9 55	28	Ar. Wilsall	10 35

AUTO STAGE DAILY SERVICE

Lv. Polson . . . 9:30 a.m. 12:30 p.m. daily. Lv. Kalispell 8:15 a.m. 3:30 p.m. daily.
Ar. Kalispell. 12:30 p.m. 3:30 p.m. daily. Ar. Polson. 11:15 a.m. 6:30 p.m. daily.

a Effective June 18, 1930, service will be changed to trains leaving Livingston daily at 7:45 a. m. and 3:00 p. m., arriving Gardiner 10:00 a. m. and 5:15 p. m. Leaving Gardiner 10:30 a. m. and 7:55 p. m. arriving Livingston 12:30 p. m. and 9:55 p. m. This service operating daily during the period June 18 to Sept. 20, 1930.

P. M. time shown in bold face type; A. M. time shown in light face type. f Stops on flag. s Stops on signal Sundays.

BUTTE-WHITEHALL AND PONY-HARRISON-NORRIS

		6	Miles	TABLE 41		5	Mixed	
		Daily		(Mountain Time)		Daily		
Mixed	9 00	0	Lv. Butte Ar	10 00	226-237			
Tu. Th. Sa.	11 10	52	Ar. Sappington Lv	7 31				
9 40	Mixed	0	Lv. Whitehall Ar		6 15			
11 15	227	0	Ar. Sappington Lv	Mixed	2 45			
11 40	Tu. Th. Sa.	21	Lv. Harrison Ar	228	2 05			
12 15		10	Ar. Norris Lv	Tu. Th. Sa.	12 40			
	PM	0	Lv. Harrison Ar	PM				
	1 15	0	Ar. Pony Lv	2 05				
	1 40	6		1 45				

BUTTE-WHITEHALL AND ALDER

		6	Miles	TABLE 42		5	Mixed	
		Daily		(Mountain Time)		Daily		
	AM	0	Lv. Butte Ar	10 00				
	9 00	0	Ar. Whitehall Lv	8 15				
	10 28	33						
Mixed	231		Lv. Whitehall Ar	5 05				
Mo. We. Fr.			Ar. Renova Lv	4 49				
10 45	0	4	Lv. Loomont Ar	4 33				
11 02	4	11	Ar. Waterloo Lv	4 25				
f 11 24	10	16	Lv. Silver Star Ar	4 11				
11 30	11	19	Ar. Iron Rod Lv	3 59				
f 11 46	16	26	Lv. Twin Bridges Ar	3 36				
f 12 01	19	35	Ar. Sheridan Lv	3 08				
12 28	26	43	Lv. Laurin Ar	2 42				
1 05	35	46	Ar. Alder Lv	2 35				
1 37	43							
1 45	46							

BUTTE, ANACONDA & PACIFIC RAILWAY

		3	1	Miles	TABLE 43		2	4		
		Daily	Daily		(Mountain Time)		Daily	Daily		
	PM	AM			Lv. Butte Ar	8 35	2 30			
4 25	9 05	0	4	Lv. Rocker Ar	8 25	2 21				
4 32	9 14	4	7	Ar. Silver Bow Lv	8 18	2 14				
4 37	9 20	7	8	Lv. Ramsay Ar	8 15	2 11				
4 39	9 23	8	9	Ar. Dawson Lv	8 13	2 09				
f 4 41	9 25	9	14	Lv. Durant Ar	8 02	1 58				
4 42	9 36	14	16	Ar. Gregson Lv	7 54	1 53				
4 57	9 41	16	26	Lv. Anaconda Ar	7 40	1 35				
5 15	10 00	26								

BUTTE-HELENA AND DRUMMOND-PHILIPSBURG

		Mixed	Miles	TABLE 44		Mixed	256	
		Ex. Sun.		(Mountain Time)		Ex. Sun.	Daily	
287-3	8 15	0	Lv. Butte Ar	11 20				
Daily	10 27	72	Ar. Drummond Lv	8 40				
	10 30	0	Lv. Drummond Ar	8 25				
	10 37	3	Ar. New Chicago Lv	8 12				
	10 48	6	Lv. Hall Ar	8 00				
	f 11 12	12	Ar. Stone Lv	f —				
	11 22	15	Lv. Maxville Ar	f 7 30				
	f 11 43	20	Ar. Bennett Lv	f —				
	12 05	26	Lv. Philipsburg Ar	7 00				

THE GILMORE & PITTSBURGH RAILROAD CO., LTD.

		1	Miles	TABLE 45		2	Motor	
		M. W. F.		(Mountain Time)		Tu. Th. Sa.	M. W. F.	
Motor	8 00	0	Lv. Armstead Ar	12 54				
Tu. Th. Sa.	9 23	20	Ar. Brenners Lv	11 31				
	10 14	33	Lv. Wyno Ar	10 40				
	11 21	44	Ar. Cruik Lv	9 33				
	12 03	55	Lv. Leadore Ar	8 51				
	10 10	74	Lv. Gilmore Ar	10 05				
	12 02	67	Ar. Maier Lv	8 03				
	1 20	91	Lv. Baker Ar	6 45				
	1 50	100	Ar. Salmon Lv	6 15				

DIXON AND POLSON

		273	Miles	TABLE 46		274		
		Ex. Sun.		(Mountain Time)		Ex. Sun.		
	8 10	0	Lv. Missoula Ar	3 15				
	9 49	45	Ar. Dixon Lv	1 37				
	f 9 54	47	Lv. Agency Ar	f 1 20				
	10 04	50	Ar. Moiese Lv	f 1 13				
	f 10 14	54	Lv. D'Aste Ar	f 1 03				
	10 24	58	Ar. Charlo Lv	12 53				
	10 41	65	Lv. Ronan Ar	12 35				
	10 54	70	Ar. Pablo Lv	12 20				
	11 13	79	Lv. Polson Ar	12 01				

BUTTE-HELENA-MISSOULA AND STEVENSVILLE-HAMILTON

		Miles	TABLE 48		4-288	
			(Mountain Time)		Daily	
	0	Lv. Butte Ar			9 05	
	120	Ar. Missoula Lv			5 05	
					4	
	271	Lv. Helena Ar			9 00	272
Ex. Sun.	119	Ar. Missoula Lv			5 05	Ex. Sun.
8 20	0	Lv. Missoula Ar				2 20
f 8 30	4	Ar. Post Lv				2 05
f 8 35	6	Lv. Hayes Ar				2 00
8 49	11	Ar. Lolo Lv				1 50
f 8 59	15	Lv. McClain Ar				1 40
9 10	20	Ar. Florence Lv				1 26
f 9 16	23	Lv. Kenspur Ar				1 18
f 9 23	26	Ar. Bass Lv				1 12
9 31	28	Lv. Stevensville Ar				1 05
9 45	36	Ar. Victor Lv				12 45
f 9 52	39	Lv. Tucker Ar				12 36
10 03	44	Ar. Corvallis Lv				12 27
10 15	48	Lv. Hamilton Ar				12 15
10 20	48	Ar. Hamilton Lv				12 10
f 10 27	51	Lv. Grantsdale Ar				12 04
f 10 47	60	Ar. Como Lv				11 42
f 10 52	62	Lv. Gorus Ar				11 37
11 00	65	Ar. Darby Lv				11 30

HELENA-BUTTE-MISSOULA AND WALLACE

		3	Mls	TABLE 49		4	4	
		Daily		(Mountain Time)		Daily	Daily	
287-3	8 00	0	Lv. Helena Ar	9 00				
Daily	11 40	116	Ar. Missoula Lv	5 05				
			Lv. Butte Ar					
8 15	263	0	Ar. Missoula Lv	264				
11 40	Ex. Su.	120	Lv. Missoula Ar	2 10				
			Ar. De Smet Lv	1 57				
	12 01	0	Lv. Grass Valley Ar	f 1 50				
	12 15	7	Ar. Gaspard Lv	f 1 45				
	f 12 20	8	Lv. Frenchtown Ar	1 37				
	f 12 28	12	Ar. Huson Lv	1 28				
	12 38	17	Lv. Nine Mile Ar	f 1 18				
	12 48	22	Ar. Lothrop Lv	1 08				
	f 12 58	26	Lv. Plateau Ar	f 12 55				
	1 08	32	Ar. Cyr Lv	f 12 44				
	f 1 20	37	Lv. Rivulet Ar	12 30				
	f 1 31	42	Ar. Quartz Lv	12 21				
	1 45	48	Lv. Westfall Ar	f 12 10				
	1 53	52	Ar. Superior Lv	11 58				
	f 2 03	60	Lv. Spring Gulch Ar	f 11 40				
	Fr. 2 20	64	Ar. St. Regis Lv	11 22				
	T. Th. 2 31	70	Lv. St. Regis Ar	8 15				
	Sa. 2 50	78	Ar. Paradise Lv	7 00				
	10 56		Lv. Buford Ar	f 11 14				
	12 45		Ar. Henderson Lv	10 48				
	f 2 57	80	Lv. De Borgia Ar	10 41				
	3 22	91	Ar. Haugen Lv	10 34				
	3 29	94	Lv. Saltse Ar	10 19				
	3 36	97	Ar. Taft Lv	f 10 08				
	3 50	102	Lv. Tammany Ar	f 9 59				
	f 4 01	107	Ar. Lookout, Mont. Lv	9 39				
	f 4 09	110	Lv. Dorsey, Idaho Ar	f 9 26				
	f 4 35	116	Ar. Larson Lv	f 9 07				
	f 4 45	120	Lv. Mullan Ar	8 58				
	f 5 00	125	Ar. Wallace (Mountain Time) Lv	8 40				
	5 07	128	Lv. Wallace (Pacific Time) Ar	7 40				
	a 5 30	135						
	4 30	135						

REFERENCE MARKS

*Daily.
†Except Sunday.
‡Flag stop.
§Lunch.
a Mountain Time

OREGON, WASHINGTON R. R. AND NAV. CO.

		Miles	TABLE 50			
† 7 45	* 2 30	0	Lv. Wallace Ar	* 12 15	† 9 30	
8 08	2 50	11	Ar. Kellogg-Wardner Lv	11 45	9 05	
8 23	3 05	17	Lv. Enaville Ar	11 20	8 45	
9 30	4 07	50	Ar. Harrison Lv	10 12	7 35	
† 11 45	* 6 20	109	Lv. Spokane Ar	* 8 00	† 5 30	

Round Trip Stopover Tickets reading via Nor. Pac. are honored via O. W. R. R. & N. Co. between Wallace and Spokane.

WALLACE AND BURKE

		TABLE 51	
		(Mountain Time)	
Mls.	0	Lv. Wallace Ar	
	4	Ar. Gem Lv	
	5	Lv. Dorn Ar	



Summer Schools

In the Pacific Northwest

WHY not enjoy rare educational advantages and a delightful vacation at the same time by attending Summer School in the inspiring Pacific Northwest? Nearby are mountains, forests, lakes, clear rivers, Pacific beaches, National Parks. Courses to fit every need. Distinguished faculties.

These Schools Offer Summer Sessions:

State University of Montana, Missoula—Six-weeks' terms June 16-July 25 and July 7-Aug. 15. Nine-weeks' term—June 16-Aug. 15.
University of Oregon, Eugene and Portland—June 23-Aug. 1. Post-session Aug. 4-29. Athletic Coaching School, June 23-July 4. Also Summer Schools to Alaska and Hawaii.
University of Washington, Seattle—June 18-July 25 and July 28-Aug. 28.
University of Idaho, Moscow—June 10-July 18.
Washington State College, Pullman—June 11-Aug. 8. Athletic Coaching School, June 16-28.
Oregon State College, Corvallis—June 16-July 25. Athletic Coaching School, June 16-28.
Oregon Normal School, Monmouth—June 16-Aug. 29.
So. Oregon Normal, Ashland—June 16-July 25 and July 28-Sept. 5.
Eastern Oregon Normal, La Grande—June 16-Aug. 29.
Washington Normal College, Cheney—June 2-Aug. 14.
Eastern Montana Normal, Billings—June 16-Aug. 15.
Montana State Normal College, Dillon—June 16-Aug. 15.

For booklets and more complete information about school or schools you are interested in, address E. E. Nelson, Northern Pacific Railway, St. Paul, Minn.

A NEW Train for Summer Travel West...the

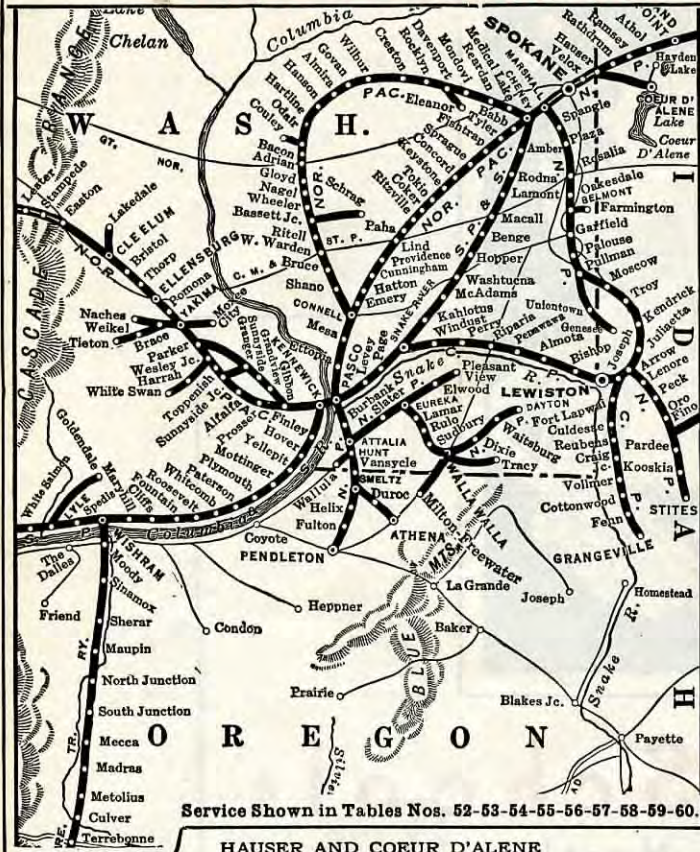
North Coast Limited

Yellowstone

Rainier Park, Mt. Baker Forest, Alaska and California may be included in your summer excursion ticket for a little added expense. May we submit itinerary and costs from your city?



Northern Pacific Lines in Washington and Idaho



SPOKANE-PULLMAN AND LEWISTON

313 Daily	311 Daily	Miles	TABLE 54 (Pacific Time)	312 Daily	314 Daily
6 45	8 40	0	Lv. Spokane. Ar	1 30	6 20
7 02	8 57	9	Marshall	1 13	6 06
	9 06	15	Dynamite	1 01	5 46
7 24	9 18	20	Spangle	1 03	5 32
7 41	9 33	28	Plaza	1 05	5 19
7 55	9 45	36	Rosalba	1 02	4 58
8 17	10 06	47	Oakesdale	12 01	4 48
8 28	10 17	52	Belmont	11 49	4 48
		52	Lv. Belmont Ar		
		58	Hayfield		
		62	Ar Farmington Lv		
	10 25	56	Eden	11 41	
8 41	10 29	58	Garfield	11 36	4 35
	10 36	61	Cedar Creek	11 29	
9 02	10 49	68	Palouse	11 16	4 15
	11 02	75	Fallon	11 02	
	11 12	79	Whelan	10 52	
9 37	11 25	84	Ar. Pullman. Lv	10 40	3 44
			Mixed Ex.Sun.		Mixed Ex.Sun
	11 50	0	Lv. Pullman. Ar		9 25
	12 01	1	Pullman Jct.		9 00
	12 15	6	Staley		8 45
	12 23	8	Chamber		8 38
	12 40	11	Johnson		8 30
	12 50	16	Colton		8 10
	1 05	19	Uniontown		8 00
	1 35	28	Ar. Genesee. Lv		7 30
9 37	11 40	84	Lv. Pullman. Ar	10 25	3 44
10 01	11 50	90	Sunshine, Wash.	10 13	3 15
	12 03	95	Moscow, Idaho	10 02	
	12 16	101	Joel	9 48	
	12 25	105	Howell	9 39	
10 31	12 33	108	Troy	9 30	3 28
		114	Bovard		2 45
11 02	1 06	120	Kendrick	8 56	2 11
11 13	1 17	124	Julietta	8 46	2 01
11 35	12 41	8 22	Arrow 58	8 50	1 40
11 43	12 51	8 31	Spalding	8 11	1 32
11 46	12 55	8 35	Lv. North Lapwal	8 08	1 29
12 05	1 25	9 00	Ar. Lewiston. Lv	7 50	1 10
			Clarkston		

||Lunch.

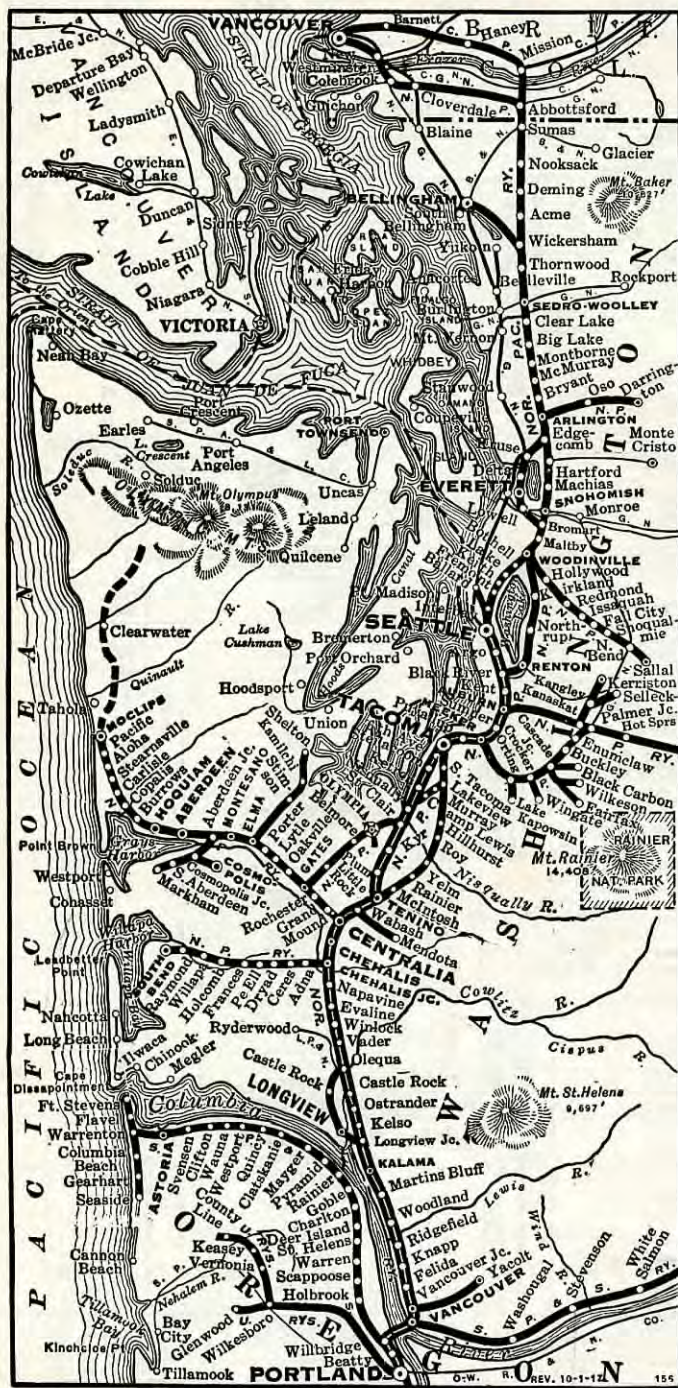
CAMAS PRAIRIE RAILROAD

344 Daily	311 Daily	Miles	TABLE 55 (Pacific Time)	314 Daily	343 Daily
3 05	8 40	0	Lv. Spokane. Ar	6 20	3 43
3 25	1 57	136	Ar. North Lapwal	1 23	12 15
3 29		0	Lv. Lewiston. Ar		11 53
3 37		9	Lv. North Lapwal		11 49
3 43		10	Spalding		11 41
3 50		13	Port Lapwal		11 35
4 03		16	Sweetwater		11 29
4 49		18	Bundy		11 25
4 59		20	Jacques		11 20
5 10		22	Culdesac		10 39
5 27		36	Reubens		10 29
5 47		40	Craig Jct		10 19
6 07		45	Craigmont		10 00
6 30		53	Ferdinand		9 42
		61	Cottonwood		9 23
		70	Fenn		9 05
		77	Ar. Grangeville. Lv		
			7		8
			Motor Daily		C. P. R. R. Motor Daily
	9 45	0	Lv. Lewiston. Ar	4 15	4 35
	10 04	9	Alpowa	3 40	4 06
	10 30	22	Bishop	2 59	3 39
	10 58	36	Almota	2 14	3 13
	11 23	48	Penawawa	1 35	2 48
	12 20	71	Ar. Riparia. Lv	12 15	2 00
			379		
			Frt. Daily		
	0	0	Lv. Riparia. Ar		
	9	9	Perry		
	13	13	Davin		
	28	28	Windust		
	35	35	Walker		
	40	40	Snake River Jct		
	41	41	Snake River		
	66	66	Ar. Pasco. Lv		
	0	0	Lv. Pasco. Ar		
	253	253	Ar. Seattle		
	250	250	Ar. Tacoma		

Miles	TABLE 52 Pacific Time	Red Collar Steamboat Co.
20	Lv. Hauser. Ar	Steamers leave Coeur d'Alene 8:00 A. M. daily, arriving St. Maries 12:00 noon. Leave St. Maries 1:00 P. M., arrive Coeur d'Alene 5:00 P. M.
22	Grand Jct.	
24	Post Falls.	
25	Blackwell.	
34	Ar. Coeur d'Alene. Lv	

315 Ex. Sun. Motor	Miles	TABLE 53 (Pacific Time)	318 Ex. Sun. Motor
AM			PM
8 30	0	Lv. Spokane. Ar	5 50
8 47	9	Marshall	5 32
9 00	16	Cheney	5 15
9 11	23	Four Lakes	5 04
9 20	27	Medical Lake	4 55
9 29	32	Deep Creek	4 45
9 39	37	Hite	4 35
9 51	43	Reardan	4 23
10 05	50	Mondovi	4 09
10 19	58	Davenport	3 54
10 31	64	Rocklyn	3 42
10 46	73	Telford	3 27
11 01	81	Creston	3 12
11 26	91	Wilbur	2 49
11 42	97	Govan	2 33
11 57	104	Almira	2 18
12 09	108	Hanson	2 06
12 22	113	Hartline	1 53
	122	Odair	
	125	Coulee	1 20
	133	Bacon	
	143	Adrian	
		Odair	
		Coulee	

Northern Pacific Lines in Washington—Oregon



SERVICE SHOWN IN TABLES Nos. 61-62-63-64-65-66-67-68-69-70-71-72.

Ship your freight "Northern Pacific"—FAST and DEPENDABLE.

SEATTLE-EVERETT-DARRINGTON-BELLINGHAM AND SUMAS

		Motor 443 Ex. Sun AM	Miles	TABLE 62 (Pacific Time)		Motor 444 Ex. Sun PM
		7 35	0	Lv. Seattle	Ar	5 50
		7 48	5	Interbay	f	5 36
		7 53	7	Fremont	f	5 28
		8 06	9	University	f	5 20
			12	Keith		
		8 21	16	Lake	f	5 03
		8 35	23	Bothell	f	4 48
		8 40	24	Woodinville	f	4 43
		8 55	30	Maltby	f	4 30
			39	Snohomish	f	4 10
			44	Machias	f	3 58
			47	Hartford 66	f	3 51
			51	Getchell	f	3 41
			44	Lowell	via	
		9 33	45	Everett	Hartford	3 28
		10 00	58	Edgecomb	f	3 20
		10 09	61	Arington	Lv	
			0	Lv. Arlington	Ar	
			5	Cooper		
			8	Cicero		
			12	Oso		
			14	Halterman		
			16	Rowan		
			18	Hazel		
			19	Fulker		
			21	Portson		
			23	Sheomet		
			29	Darrington	Lv	
		10 09	61	Lv. Arlington	Ar	3 20
		10 16	64	Bryant	f	3 12
			66	Pilohuck	f	
		10 28	71	McMurray	f	3 00
		10 39	76	Monthorne	f	2 49
		10 44	78	Big Lake	f	2 45
		10 53	83	Clear Lake	f	2 35
		11 05	87	Sedro-Woolley	f	2 27
		f 11 20	94	Thornwood	f	2 11
		11 30	99	Ar. Wickersham	Lv	2 05
				Lv. Wickersham	Ar	
		11 30	100	Mirror Lake	f	1 58
		f 11 41	102	Park	f	1 51
		11 44	103	Blue Canyon	f	1 48
		f 12 01	107	Towanda	f	1 32
		12 07	109	Agate Bay	f	1 26
		12 16	113	Silver Beach	f	1 19
		12 35	118	Ar. Bellingham	Lv	1 05
				Lv. Wickersham	Ar	
			103	Acme		
			105	Standard		
			110	Deming		
			121	Nooksack		
			127	Ar. Sumas	Lv	
				Lv. Sumas	Ar	
			127	Abbotsford	f	
			130	Mission	Lv	
			137	Ar. Mission	Lv	
			137	Lv. Mission	Ar	
			162	Westminster Jct	f	
			178	Ar. Vancouver	Lv	

CLE ELUM-ROSLYN AND BEEKMAN

Reference Notes.

Mixed 473 Ex. Sun.	MIs	TABLE 62A (Pacific Time)		Mixed 474 Ex. Sun.
7 00	0	Lv. Cle Elum	Ar	8 10
7 05	2	Mine S.	f	8 00
7 15	4	Roslyn	f	7 55
7 23	5	Ronald	f	7 45
	6	Bekman		

||Lunch.

*Daily.

/Stops on flag.

SEATTLE-SNOQUALMIE-NORTH BEND

Miles	TABLE 63 (Pacific Time)		Miles
0	Lv. Seattle	Ar	41
10	Black River	f	42
12	Renton	f	45
22	Wilburton	f	48
23	Northrup	f	52
28	Kirkland	f	57
34	Woodinville	f	60
38	Willows	f	63
			66
			67
			70
			Ar. Redmond
			Ar. Campton
			Ar. Ingleswood
			Ar. Monohon
			Ar. Issaquah
			Ar. High Point
			Ar. Preston
			Ar. Fall City
			Ar. Snoqualmie Falls
			Ar. Snoqualmie
			Ar. North Bend

SEATTLE-TACOMA-OLYMPIA-ABERDEEN-HOQUIAM AND MOCLIPS

503 Daily PM	422-461 Daily AM	424-463 Daily PM	Miles	TABLE 64 (Pacific Time)	462-421 Daily PM	464-423 Daily PM	504 Daily PM	527 Ex.Sun. PM
	7 50	4 15	0	Lv Seattle Ar	2 30	7 35		
			12	Orillia	f			
			14	O'Brien	f			
	8 16	4 40	16	Kent	f	2 00	7 03	
			18	Thomas	f	1 54		
			20	Christopher	f			
	8 27	4 50	22	Auburn	f	1 48	6 53	
	8 33	4 57	26	Dieringer	f	1 38		
	8 39	5 05	29	Sumner	f	1 34	6 41	
	8 44	5 12	32	Puyallup	f	1 28	6 36	
	9 05	5 35	40	Ar. Tacoma Lv	1 10	6 20		
	9 15	5 55	40	Lv. Tacoma Ar	12 50	6 00		
	9 30		45	South Tacoma	12 35			
	9 37		48	Lakeview	12 23			
		Via	51	Country Club		Via		
	9 43	Steilacoom	53	Camp Murray	12 13	Steilacoom		
	9 50		56	Fort Lewis	12 06		12 50	
		6 23	57	Steilacoom		5 26		
			58	Ketron				
	9 58	6 38	60	Nisqually	11 56	5 09	12 40	
	10 06	6 45	64	St. Clair	11 46	5 02		
	461 Daily	463 Daily			462 Daily	464 Daily		
	10 06	6 45	64	St. Clair	11 46	5 02		
	10 12	6 52	68	Union Mill	11 39	4 55		
	10 15	6 55	68	Lacey	11 36			
	10 25	7 05	73	Olympia 70	11 25	4 41		
		7 23	78	Belmore	11 08			
	10 55	7 37	85	Little Rock	10 55	4 11		
	10 58	7 40	86	Bordeaux Jct.	10 52	4 08		
	11 02		88	Mima	10 48			
	12 20	8 00	92	Gate 70	10 40	3 56	6 11	
	12 30	8 10	97	Oakville	10 25	3 45	6 02	
			98	Gibson Creek				
	12 47	8 27	103	Porter	10 10		5 47	
	12 50	8 30	105	Malone	10 07	3 27	5 44	
	1 00	8 41	110	Elma 69	9 55	3 17	5 35	
	1 07	8 49	114	Satson	9 48	3 10	5 28	
	1 11		116	Brady	9 44		5 25	
	1 17	9 00	120	Montesano	9 36	2 59	5 18	
		9 18	128	Aberdeen Jct.	9 20	2 43		
	1 45	9 30	132	Ar Aberdeen Lv	9 10	2 35	4 55	
	2 00	9 45	135	Ar. Hoquiam Lv	8 55	2 20	4 40	
			135	Lv. Hoquiam Ar				
			138	Grays Hb't City				
			143	Gray Gables				
			145	Chenois Creek				
			147	Burrrows				
			148	Tulips				
			148	Wilderness				
			149	Copalis				
			151	Carlisle				
			155	Onslow				
			157	Stearnsville				
			159	Aloha				
			160	Pacific Beach				
			162	Sunset Beach				
			163	Ar. Moclips Lv				

COSMOPOLIS-OCOSTA AND BAY CITY

Miles	TABLE 65 (Pacific Time)
3	Lv Cosmopolis Ar
6	South Aberdeen
16	Markham
22	Ar Bay City Lv

HARTFORD EASTERN RAILWAY.—HARTFORD AND MONTE CRISTO

2 Daily	Miles	TABLE 66 Pacific Time	1 Daily
10 10	0	Lv Hartford Ar	4 20
11 55	29	Silverton	2 40
12 05	33	Ar Big Pour Lv	2 30
	42	Ar Monte Cristo Lv	

Reference Notes: *Daily. †Daily, except Sunday.
 P. M. time shown in bold face type. A. M. shown in light face type.
 sStops on signal Sunday only. fStops on flag.
 vRegular stop daily—Sundays stops only on flag.

Playing Cards

Gilt edge, 50c per single deck. Double deck, \$1.00.

The finest quality obtainable may be purchased of any Northern Pacific Agent or in any dining car or lunch room of this company.

SEATTLE-TACOMA AND BUCKLEY LINE

424 Daily	402 Daily	Miles	TABLE 67 (Pacific Time)	423 Daily
4 15	11 45	0	Lv Seattle Ar	7 35
5 12	12 48	32	Ar Puyallup Lv	6 36
			BUCKLEY LINE	
		0	Lv Tacoma Ar	
		8	Lv Puyallup Ar	
		12	Alderton	
		15	McMillin	
		18	Orting	
		21	Crocker	
		26	South Prairie	
		26	South Prairie	
		29	Burnett	
		31	Ar Black Carbon Lv	
		26	Lv South Prairie Ar	
		31	Wilkeson	
		34	Carbonado	
		41	Ar Fairfax Lv	
		27	Lv Buckley Ar	
		34	Enumclaw	
		37	Veazey	
		40	Cumberland	
		41	Bayne	
		42	Palmer	
		43	Palmer Jct	
		44	Ar Kanaskat Lv	
		44	Lv Kanaskat Ar	
		45	Durham	
		46	Hiawatha	
		47	Kangley Jct	
		47	Yandell	
		48	Selleck	
		54	Hemlock	
		60	Halmar	
		62	Ar Kerriston Lv	

Reference Notes: *Daily. †Daily, except Sunday. fStops on flag. ||Lunch.

VANCOUVER AND YACOLT

Miles	TABLE 68 (Pacific Time)
0	Lv Vancouver, Wash Ar
3	Vancouver Jct
6	Hidden
9	Barberton
10	Homan
12	Laurin
13	Brush Prairie
17	Battle Ground
20	Crawford
22	Heison
24	Wall
28	Moulton
30	Ar Yacolt Lv

ELMA, McCLEARY AND SHELTON

Miles	TABLE 69 (Pacific Time)
0	Ar Elma 64 Lv
4	White
4	McCleary Jct
8	Lv McCleary Ar
8	Hillgrove
9	Millport
10	Stimson
15	Marmac
18	Kamilehe
25	Shelton

Air Connections at Helena-Butte

(Via National Parks Airways, Inc.)

Southbound			Northbound		
Example by Days			Example by Days		
9:55 AM	Sun.	Lv Helena Ar	11:15 AM	Sun.	
10:40 AM	Sun.	Lv Butte Ar	10:35 AM	Sun.	
3:05 PM	Sun.	Ar Salt Lake City Lv	6:00 AM	Sun.	
			Via Union Pacific System		
5:35 PM	Sun.	Lv Salt Lake City Ar	9:10 PM	Sat.	
5:30 PM	Mon.	Ar Los Angeles Lv	7:30 PM	Fri.	

Northern Pacific Lines in Washington—Oregon

PORTLAND-CENTRALIA AND OLYMPIA AND GRAY'S HARBOR

459 Daily		407 Daily		Miles	(Pacific Time) TABLE 70	408 Daily		458 Daily	
4 30	8 35	10	0			Lv. Portland	Ar	2 30	9 45
5 00	9 00	10	0	Lv. Vancouver	Ar	2 00	9 17	10 25	1 25
7 02	11 32	89	0	Lv. Chehalis	Ar	11 38	7 15	10 45	1 45
7 12	11 42	93	0	Lv. Centralia	Ar	11 28	7 05		
505 Daily		508 Daily				502 Daily		504 Daily	
7 20	11 50	9 50	0	Lv. Centralia	Ar	11 15	6 45	8 40	10 56
7 34	12 04	10 04	6	Lv. Grand Mound	Ar	10 56	6 25	8 20	10 47
7 44	12 14	10 14	10	Lv. Rochester	Ar	10 47	6 17	8 10	10 40
7 55	12 20	10 25	13	Lv. Gate	Ar	10 40	6 11	8 00	
464 Daily		462 Daily				461 Daily		463 Daily	
8 35	10 40	0	0	Lv. Gate	Ar	11 10	7 55		
8 46	11 20	19	0	Lv. Olympia	Ar	10 30	7 10		
463 Daily		503 Daily				462 Daily		504 Daily	
8 00	12 20	11 10	13	Lv. Gate	Ar	10 35	6 11	3 56	9 30
9 30	1 45	12 40	54	Lv. Aberdeen	Ar	9 10	4 55	2 35	9 45
9 45	2 00	1 00	58	Lv. Hoquiam	Ar	8 55	4 40	2 20	
		2 20	86	Lv. Moclips	Ar	7 30			

CENTRALIA-MENDOTA

Freight Mo. Wed. and Friday		Miles	(Pacific Time) TABLE 71	Freight Mo. Wed. and Friday	
11 40	0			Lv. Centralia	Ar
12 20	10	Lv. Wabash	Ar		
	13	Lv. Packwood	Ar		
		Lv. Mendota	Ar	12 30	

PORTLAND-SEATTLE-TACOMA-CHEHALIS AND RAYMOND-SO. BEND

458 Daily		408 Daily		Miles	(Pacific Time) TABLE 72	407 Daily		459 Daily	
4 30	8 30	0	0			Lv. Seattle	Ar	2 45	9 45
5 45	9 50	0	0	Lv. Tacoma	Ar	1 30	8 35	10 25	1 25
7 00	11 21	89	0	Lv. Centralia	Ar	11 49	7 17		
458 Daily		592 Daily				591 Daily		459 Daily	
5 45	9 45	0	0	Lv. Tacoma	Ar	1 00	8 30		
	10 00	5	0	Lv. South Tacoma	Ar	12 45			
	10 06	9	0	Lv. Lakeview	Ar	12 36			
	10 13	14	0	Lv. Hillhurst	Ar	12 28			
	10 23	20	0	Lv. Roy	Ar	12 16			
	10 33	25	0	Lv. Yelm	Ar	12 05			
	10 43	31	0	Lv. Wetico	Ar				
	10 50	35	0	Lv. Rainier	Ar	11 55			
	10 58	40	0	Lv. McIntosh	Ar	11 46			
	11 06	47	0	Lv. West Tenino	Ar	11 37			
	11 16	54	0	Lv. Bucoda	Ar	11 28			
				Lv. Centralia	Ar	11 15			
594 Motor Daily		Motor				593 Motor Daily		Motor	
7 20	11 38	0	0	Lv. Centralia	Ar	11 05	6 30		
7 30	11 48	0	0	Lv. Chehalis	Ar	10 55	6 20		
7 43	12 01	4	0	Lv. Littell	Ar	10 41	6 06		
7 46	12 04	6	0	Lv. Adna	Ar	10 38	6 03		
7 51	12 09	8	0	Lv. Bunker	Ar	10 33	5 58		
7 57	12 15	12	0	Lv. Ceres	Ar	10 27	5 52		
8 02	12 20	14	0	Lv. Meskill	Ar	10 22	5 47		
8 10	12 28	17	0	Lv. Dryad	Ar	10 14	5 40		
8 14	12 32	19	0	Lv. Doty	Ar	10 10	5 36		
8 25	12 42	23	0	Lv. Pe Ell	Ar	10 00	5 26		
8 30	12 46	25	0	Lv. McCormick	Ar	9 54	5 20		
8 36	12 52	27	0	Lv. Walville	Ar	9 50	5 16		
8 44	12 59	30	0	Lv. Pluvius	Ar	9 44	5 11		
8 59	1 14	36	0	Lv. Frances	Ar	9 24	4 49		
9 02	1 17	38	0	Lv. Globe	Ar	9 20	4 45		
9 05	1 20	39	0	Lv. Lebam	Ar	9 17	4 42		
9 11	1 27	42	0	Lv. Nallpee	Ar	9 10	4 35		
9 13	1 29	43	0	Lv. Holcomb	Ar	9 08	4 33		
9 23	1 39	48	0	Lv. Menlo	Ar	8 58	4 23		
9 32	1 48	52	0	Lv. Willapa	Ar	8 49	4 15		
9 42	1 58	54	0	Lv. Raymond	Ar	8 44	4 09		
9 50	2 08	58	0	Lv. South Bend	Ar	8 35	4 00		

CONNECTIONS AT OLEQUA—Northwest Transit Co.

Motor Bus				Miles	TABLE 73-A	Motor Bus				
Daily	Daily	Daily	Sun. & Holi.			Daily	Daily Ex. Sun.	Daily Ex. Sun.	Sun. & Holi.	
9 30	12 30	4 30	9 30	0	Lv. Longview	Ar	9 15	12 15	4 15	9 15
10 13	1 13	5 13	10 13	18	Lv. Olequa	Ar	8 29	11 29	3 29	8 29
10 25	1 25	5 25	10 25	21	Lv. Vader	Ar	8 20	11 20	3 20	8 20
10 45	1 45	5 45	10 45	26	Lv. Ryderwood	Lv	8 00	11 00	3 00	8 00

CONNECTIONS AT SPOKANE

Spokane International Ry.				Miles	Pacific Time	1 Daily	
2 Daily	7 50	10 30	11 35			8 35	5 50
	7 50	0	10 30	Lv. Spokane	Ar	8 35	
	10 30	75	11 35	Lv. Sand Point	Ar	5 50	
	11 35	110	12 55	Lv. Bonners Ferry	Ar	4 26	
	12 55	141	1 15	Lv. Eastport	Lv	3 15	
	1 15	141		Lv. Kingsgate	Ar	2 55	

Spokane, Coeur D'Alene and Palouse Ry.

Spokane, Coeur D'Alene and Palouse Ry.				Miles	Pacific Time	7 Daily		11 Daily	
10 Daily	6 Daily	7 Daily	11 Daily			10 15	6 10	9 22	5 17
1 10	7 35	0	10 15	Lv. Spokane	Ar	10 15	6 10		
2 03	8 32	23	10 15	Lv. Post Falls	Ar	9 22	5 17		
2 20	8 50	32	10 15	Lv. Coeur d'Alene	Ar	9 05	5 00		

Washington, Idaho & Montana Ry.

Ex. Sun.		Ex. Sun.		Miles	Pacific Time	Ex. Sun.	
4 30	10 55	11 31	11 43			Lv. Palouse	Ar
4 48	11 14	11 31	11 43	Lv. Kennedy	Ar	3 31	7 57
4 55	11 31	11 31	11 43	Lv. Potlatch	Lv	3 23	7 50
	11 43	11 43	11 56	Lv. Princeton	Ar	3 01	
	11 56	11 56	12 23	Lv. Harvard	Ar	2 48	
	12 23	12 23	12 52	Lv. Vassar	Ar	2 22	
	12 52	1 08	1 08	Lv. Cornell	Ar	1 36	
	1 08	1 08		Lv. Bovill	Lv	1 40	

CONNECTIONS AT SEATTLE

Great Northern Railway											
356		358		360		357		359		355	
*11 69	* 5 00	* 8 00	7 00	Lv. Seattle	Ar	7 00	1 45	10 10			
* 7 00	6 05	9 15	7 00	Lv. Everett	Ar	5 47	12 43	8 55			
4 05	8 15	11 55	2 50	Lv. Bellingham	Ar	2 50	10 45	6 45			
7 05	10 15	1 57	12 37	Lv. New Westminster	Ar	12 37	8 56	4 45			
7 40	10 45	2 30	*11 69	Lv. Vancouver, B. C.	Lv	*11 69	* 8 30	* 4 30			

Can. Pac. S. S. Co.

Southbound				Pacific Time	Northbound		
C. P. Str.	C. P. Str.	C. P. Str.	C. P. Str.		C. P. Str.	C. P. Str.	C. P. Str.
*11 45	*11 00	10 30	7 00	Lv. Vancouver (C) Ar	* 6 45	* 8 00	* 7 00
* 7 00		3 00	2 00	Lv. Victoria (C) Lv	2 00		*11 45
		4 30	1 15	Lv. Victoria, B. C. Ar	1 15		
	* 8 00	* 9 30	* 9 00	Lv. Seattle, Wash Lv	* 9 00	*11 30	

AIRPLANE CONNECTIONS AT SEATTLE With the North Coast Limited

North Coast Limited Arrives in Seattle-Tacoma-Portland 10 A. M. Daily Eastbound—The North Coast Limited leaves Portland at 6 P. M. and Tacoma and Seattle at 6:15 P. M. Daily

PACIFIC AIR TRANSPORT

SOUTHBOUND				NORTHBOUND			
Mon.	1:00	Lv. Seattle	Ar.	12:00	Mon.		
Mon.	1:20	Lv. Tacoma	Ar.	11:40	Mon.		
Tue.	1:00	Lv. Oakland	Lv.	4:00	Mon.		
Tue.	5:00	Lv. Los Angeles	Lv.	11:45	Sun.		

PACIFIC AIR TRANSPORT					
Mon.	7:25	Lv. Portland	Ar.	9:30	Tue.
Mon.	2:00	Lv. Oakland	Lv.	4:00	Tue.
Mon.	5:00	Lv. Los Angeles	Lv.	11:45	Mon.

Reference Notes: ||Meals, /Stop on flag, †Daily Ex. Sunday. aMixed Tues. and Fri. * Daily. †Daily except Saturday.

Connections With Northern Pacific Trains

At St. Louis.

Baltimore & Ohio.—Union Station.			
Lv St. Louis	* 12 17	* 9 55	* 8 40
Ar Louisville	5 00	7 20	6 30
Cincinnati	9 40	8 15	6 10
Columbus	12 55	12 40	12 55
Pittsburgh	8 30	7 50	8 30
Washington	11 40	2 30	9 30
Baltimore	12 38	3 43	10 45
Philadelphia	2 36	6 06	1 00
Ar New York (Jersey City)	5 05	8 25	3 44

Big Four (C. C. C. & St. L. Ry.)—Union Station.							
Lv St. Louis	* 9 00	* 12 00	* 12 04	* 5 58	* 5 30	* 10 00	* 8 25
Ar Indianapolis	1 55	4 55	6 00	10 50	11 20	4 35	3 00
Cincinnati (Eastern Time)	—	—	9 55	—	—	8 25	7 00
Cleveland	8 53	11 30	2 28	5 30	7 47	3 50	11 00
Buffalo	—	—	6 40	9 05	12 30	—	3 50
New York	9 50	12 50	5 00	6 50	9 45	—	3 45
Ar Boston	12 20	3 20	—	9 45	6 40	10 45	—

Frisco Lines (St. L.-S. F. Ry.)—Union Station							
Lv St. Louis	* 8 58	* 6 58	* 6 30	* 2 01	* 11 45	* 1 50	* 11 40
Ar Memphis	—	—	—	—	—	9 20	7 20
Birmingham	—	—	—	—	—	5 30	3 20
Jacksonville	—	—	—	—	—	—	7 45
Tulsa	11 45	7 15	—	—	1 55	—	—
Oklahoma City	7 15	10 45	—	—	6 20	—	—
Dallas	10 30	8 10	12 25	8 05	—	—	—
Ft. Worth	—	10 20	12 40	8 15	—	—	—

Illinois Central—Union Station.							
Lv St. Louis	* 8 10	* 1 00	* 4 35	* 11 30	—	—	11 30
Ar Memphis	7 10	11 15	12 31	7 30	—	—	—
New Orleans	7 20	10 30	9 30	7 50	—	—	—
Birmingham	—	—	—	—	—	—	4 40
Ar Jacksonville	—	—	—	—	—	—	7 10

Louisville & Nashville—Union Station.							
Lv St. Louis	* 8 24	* 4 22	* 10 40	—	—	* 10 40	9 05
Ar Evansville	1 50	9 05	3 25	—	—	3 25	2 15
Nashville	8 10	1 35	7 45	—	—	10 50	7 45
Birmingham	4 25	8 13	2 25	—	—	—	—
Montgomery	10 45	10 45	6 40	—	—	—	—
Mobile	—	4 10	2 15	—	—	—	—
New Orleans	—	8 30	6 50	—	—	—	—
Chattanooga	2 00	5 22	1 40	—	—	3 00	—
Atlanta	6 30	8 55	6 40	—	—	6 55	—
Ar Jacksonville via Atlanta	—	—	—	—	—	7 25	—

Louisville & Nashville—Union Station.							
Lv St. Louis	* 8 24	10 40	—	—	—	—	—
Lv Evansville	2 00	2 45	—	—	—	—	—
Ar Louisville	6 45	7 15	—	—	—	—	—

Missouri-Kansas-Texas Lines—Union Station.							
Lv St. Louis	* 8 58	* 6 30	* 10 12	2 01	—	—	—
Ar Oklahoma City	—	—	4 30	—	—	—	—
Dallas	8 30	12 25	9 00	8 05	—	—	—
Ft. Worth	8 15	12 40	9 00	8 15	—	—	—
San Antonio	6 10	8 30	7 00	6 10	—	—	—
Houston (Camp Logan)	7 30	—	8 10	7 30	—	—	—

Missouri Pacific—Union Station.							
Lv St. Louis	* 9 05	* 6 30	10 30	—	—	2 00	* 2 01
Ar Little Rock	6 55	2 45	7 45	—	—	11 00	10 50
Hot Springs	9 15	6 15	9 45	—	—	1 25	—
Dallas	7 15	12 25	7 45	—	—	—	8 05
Ft. Worth	8 40	1 25	9 20	—	—	—	9 00
San Antonio	—	8 30	—	—	—	8 45	4 50
Houston	—	4 45	—	—	—	6 00	12 01

Mobile & Ohio—Union Station.							
Lv St. Louis	* 9 04	* 10 04	—	—	—	—	—
Ar Cairo	2 20	3 13	—	—	—	—	—
Jackson	6 15	6 30	—	—	—	—	—
Meridian	2 15	1 10	—	—	—	—	—
Ar Mobile	7 10	4 55	—	—	—	—	—

Pennsylvania Railroad—Union Station.							
Lv St. Louis	* 9 00	* 9 10	* 12 00	* 12 25	* 4 50	* 12 03	—
Ar Indianapolis	1 57	3 05	4 55	7 10	9 45	7 15	—
Pittsburgh	12 13	2 50	3 02	6 50	8 40	7 00	—
Baltimore	9 05	2 17	10 59	—	6 32	6 50	—
Washington	10 05	3 15	11 55	—	6 35	7 55	—
Philadelphia	a 8 05	a 1 26	a 11 00	a 3 30	a 6 21	a 4 25	—
Ar New York	9 50	3 35	12 50	8 15	7 10	7 05	—

At St. Louis—(Cont.)

Southern—Union Station.				N. Y. C. & St. L.—Union Station.			
Lv St. Louis	* 8 20	* 11 00	—	Lv St. Louis	* 5 15	—	—
Ar French Lick	3 51	—	—	Ar Toledo (E. T.)	—	7 45	—
Louisville	5 50	7 00	—	Ar Muncie (C. T.)	—	2 05	—
Knoxville	4 50	5 55	—	Ar Lima (E. T.)	—	5 20	—
Asheville	9 10	—	—	Ar Cleveland (E. T.)	—	8 35	—
Chattanooga (Ter. Sta.)	4 00	4 00	—	—	—	—	—
Atlanta (C. T.)	8 15	8 20	—	—	—	—	—
Ar Jacksonville (E. T.)	7 30	7 20	—	—	—	—	—

Wabash—Union Station.			
Lv St. Louis	* 8 47	* 6 30	11 50
Ar Toledo (C. T.)	8 40	7 00	—
Detroit (C. T.)	9 30	6 45	12 45
Buffalo	—	—	2 40
Ar New York (D. L. & W.)	—	—	3 50

St. L. S. W.—Union Station.			
Lv St. Louis	* 11 30	—	—
Ar Paragould	6 42	—	—
Jonesboro	7 20	—	—
Pine Bluff	12 50	—	—
Camden	2 38	—	—
Ar Texarkana	5 05	—	—

At Kansas City.

C. R. I. & P.—Union Station.							
Lv Kansas City	* 11 00	* 11 55	8 10	—	—	—	—
Ar Topeka	12 50	1 45	9 50	—	—	—	—
Wichita	5 55	7 30	2 25	—	—	—	—
El Reno	11 10	1 05	7 05	—	—	—	—
Ft. Worth	6 05	—	2 00	—	—	—	—
Ar Dallas	7 25	—	3 10	—	—	—	—

Frisco Lines (St. L.-S. F. Ry.)—Union Station.							
Lv Kansas City	* 11 00	* 6 15	* 11 25	* 11 40	9 00	8 05	—
Ar Joplin	—	—	—	6 25	1 45	—	—
Springfield	—	11 55	—	7 10	1 50	5 20	—
Memphis	—	8 00	—	6 45	9 00	—	—
Birmingham	—	3 20	—	—	5 30	—	—
Pensacola	—	—	—	—	11 40	—	—
Tulsa	6 10	—	7 00	1 55	—	—	—
Oklahoma City	10 05	—	10 45	6 20	—	—	—
Dallas	7 30	—	—	—	—	—	—
Ar Ft. Worth	7 45	—	—	—	—	—	—

Kansas City So.—Union Station.				M-K-T R. E.—Union Station.			
Lv Kansas City	* 5 20	* 11 35	—	Lv Kansas City	* 5 15	* 10 10	—
Ar Joplin	9 35	5 00	—	Ar Oklahoma City	—	7 35	—
Ft. Smith	3 05	11 25	—	Tulsa	—	—	—
Texarkana	7 30	6 40	—	Wichita Falls	—	2 10	—
Shreveport	10 00	9 50	—	Dallas	8 30	12 25	—
Lake Charles	5 45	7 00	—	Ft. Worth	8 15	12 40	—
Beaumont	5 05	7 30	—	Waco	11 40	3 00	—
Ar Port Arthur	6 10	8 30	—	Austin	3 15	6 00	—
—	—	—	—	San Antonio	6 10	8 30	—
—	—	—	—	Ar Houston	7 30	—	—

Mo. Pac.—Union Station.							
Lv Kansas City	* 11 30	* 5 00	—	—	—	—	—
Ar Coffeyville	5 10	10 38	—	—	—	—	—
Ar Little Rock	2 35	7 50	—	—	—	—	—
Ar Hot Springs	5 00	9 45	—	—	—	—	—
Ar New Orleans	6 50	—	—	—	—	—	—

Santa Fe (A. T. & S. F. Ry.)—Union Station.							
Lv Kansas City	* 9 15	* 10 10	* 11 45	* 10 50	* 10 00	—	—
Ar Wichita	5 10	3 05	6 35	5 37	5 40	—	—
Amarillo	—	—	5 20	—	5 50	—	—
Guthrie	10 10	6 41	11 50	—	—	—	—
Oklahoma City	11 30	7 35	1 00	—	—	—	—
Ft. Worth	6 30	1 40	8 20	—	—	—	—
Houston (Camp Logan)	6 55	—	7 40	—	—	—	—
Ar Galveston	9 10	—	9 35	—	—	—	—

The American Railway Express Co.

Operates on the Northern Pacific Railway, offering a safe and speedy nation-wide express service. Express Money Orders and Travelers Cheques for sale at principal agencies.

Efficient and obliging attendants assure prompt and courteous service.

Sailings From Northern Pacific Coast

TO THE ORIENT

American Mail Line—From Seattle.

Steamers Sail from Pier 41—Smith's Cove.

S. S. President Madison.....	April 5	S. S. President Grant.....	May 17
S. S. President Jackson.....	April 19	S. S. President Cleveland.....	May 31
S. S. President McKinley.....	May 3	S. S. President Pierce.....	June 14

NIPPON YUSEN KAISHA—From Seattle.

Steamers Sail from Seattle Grt. Nor. Dock.

Shidzuoka Maru.....	April 5	Toyama Maru.....	April 24
Yokohama Maru.....	April 19	Mishima Maru.....	May 13

OSAKA SHOSEN KAISHA—From Seattle.

Alabama Maru.....	April 14	Arizona Maru.....	May 17
Arabia Maru.....	May 4	Africa Maru.....	June 3

CANADIAN PACIFIC—From Vancouver-Victoria.

Empress of Russia.....	April 4	Empress of Canada.....	May 10
Empress of Asia.....	April 25	Empress of Russia.....	May 30

BLUE FUNNEL LINE—From Vancouver-Victoria.

Tyndareus.....	April 1	Talthybius.....	May 13
Protesilaus.....	April 22	Ixion.....	June 3

TO ALASKA

ALASKA STEAMSHIP COMPANY—Leave Seattle 9:00 A. M.

For Ketchikan, Wrangell, Juneau, Cordova, Valdez, Latouche and Seward.

S. S. Alaska.....	April 19, May 10, 29, June 12, 26, July 10, 24
S. S. Aleutian.....	May 3, 24, June 7, 21, July 5, 19, Aug. 2
S. S. Yukon.....	April 5, 26, May 17, 31, June 14, 28, July 12, 26
S. S. Alameda.....	April 1, 15, 29, May 13, 27, June 10, 24, July 8, 22

For Ketchikan, Wrangell, Petersburg, Juneau, Skagway.

(Lv. Seattle 9:00 P. M.)

S. S. Northwestern.....	June 3, 17, July 1, 15, 29, Aug. 12, 26
-------------------------	---

For Nome, St. Michael.

S. S. Victoria.....	June 5, July 3, August 10, Sept. 4, Oct. 8
---------------------	--

PACIFIC S. S. CO. (The Admiral Line)—Leave Seattle.

Southeastern Route—Ketchikan-Juneau-Skagway-Sitka.

From Seattle 10:00 A. M.

S. S. Admiral Rogers.....	April 10, 24, May 8, 22, June 5, 19
S. S. Dorothy Alexander.....	June 7, 17, 27, July 8, 18, 29

Southwestern Route—Ketchikan-Juneau-Seward-Kodiak.

From Seattle 10:00 A. M.

S. S. Admiral Evans.....	April 2, 23, May 14, June 4, 25
S. S. Admiral Watson.....	April 9, 30, May 21, June 11, July 2, 23

CAN. PAC. S. S. LINE—Leave Vancouver, B. C., 9:00 P. M.

Alert Bay-Prince Rupert-Ketchikan-Wrangell-Juneau-Skagway.

S. S. Princess Norah.....	March 27, April 7, 17
S. S. Princess Louise.....	May 8, 19, 29

CANADIAN NATIONAL S. S. Co.—Leave Vancouver, 8:00 P. M.

Prince Rupert, Stewart and Anyox, B. C.

S. S. Prince Rupert and S. S. Prince George.....	Every Monday and Thursday
--	---------------------------

WHITE PASS & YUKON ROUTE

Connecting at Skagway, Alaska, with All Ocean Lines from Seattle.

A complete and comfortable service in Alaska, Atlin and the Yukon, the land of scenic beauty and the romantic history of the Klondike. For further information, address

J. G. BLANCHARD, G. P. A., 407 Douglas Bldg., Seattle, Wash.

TO CALIFORNIA

PACIFIC S. S. CO. (The Admiral Line)

From Seattle every Wednesday, "Admiral Evans" or "Admiral Watson," 12:00 Midnight.
Every Saturday, S. S. "Ruth Alexander" or S. S. "Emma Alexander," 12:00 Midnight.
From Portland every Tuesday, S. S. "Admiral Farragut" or "Admiral Peoples," 5:00 P. M.

TO HAWAII, CHINA, JAPAN, AUSTRALIA

7 PRESIDENT SHIPS

Speedy and luxurious, from Los Angeles and San Francisco to Hawaii, Japan, China and through to Straits Settlements, Ceylon, Egypt, Italy and France, Boston, New York, Havana and Panama.

Next Sailings: From San Francisco..... March 7th and every Friday thereafter

For information address

DOLLAR STEAMSHIP LINE

Hugh Mackenzie, Passenger Traffic Manager

Robert Dollar Building, 311 California Street, San Francisco, California
Geo. G. Neil, District Passenger Agent, 514 W. Sixth Street, Los Angeles, California.

TO HAWAII, SAMOA, FIJI, AUSTRALIA

THE MATSON NAVIGATION CO.

From Seattle-Portland

S. S. Wilhelmina, alternately sailing every third Thursday.

(From San Francisco)

Steamers sail from Pier 30-32.

S. S. Malolo.....	Mar. 22	S. S. Maui.....	April 23
S. S. Matsonia.....	April 9	S. S. Manca.....	—

Australia Service

S. S. Sonoma.....	April 17	S. S. Serria.....	May 29
S. S. Ventura.....	May 8		

CANADIAN AUSTRALASIAN ROYAL MAIL LINE

Fast service from Vancouver, B. C., to Honolulu, Fiji, New Zealand and Australia.

Sailings every 28 days.

S. S. Niagara.....	April 3, May 29	Motorship Aorangi.....	May 1
--------------------	-----------------	------------------------	-------

PUGET SOUND STEAMSHIP SERVICE

NAVY YARD ROUTE

Seattle to Bremerton daily.

6:30, 8:30, 10:30 A. M.
12:30, 3:00, 5:30, 9:30 P. M., 11:30 P. M.
Automobiles carried on all trips.

"IROQUOIS"

Lv. Seattle 12:00 Midnight Daily

(Carries automobiles, all sizes.)

12:00 MidnightLv. Seattle.....	Ar. 6:45 P. M.
3:15 A. M.....	Pt. Townsend..Lv. 3:45 P. M.
6:00 A. M.....	Ar. Port Angeles..Lv.12:30 P. M.
9:15 A. M.....	Ar. Victoria.....Lv.10:15 A. M.

CANADIAN PACIFIC STEAMSHIPS—Leave Seattle.

Vancouver, B. C., direct.....	11:30 P. M. Daily
Victoria and Vancouver.....	9:00 A. M. Daily

STEAMSHIP SAILINGS—The above sailing schedules are compiled from information given the Northern Pacific Railway by steamship lines and are not guaranteed—they are subject to change without notice and the Railway Company will not be responsible for failure of any steamship line to carry out its advertised schedule.

For detailed information apply to your local agent or write E. E. Nelson, Pass. Traffic Mgr., Northern Pacific Ry., St. Paul, Minn.

GENERAL INFORMATION FOR TRAVELERS

The Northern Pacific Railway is not responsible for errors in time tables, inconveniences or damage from delayed trains, or failure to make connections.

Schedules are subject to change without notice.

Buy Tickets before boarding trains and thereby avoid payment of extra charge.

Children under 5 years of age free when accompanied by parent or guardian; 5 years of age and under 12, one-half fare; 12 years of age or over, full fare.

Tickets Must Be Used Within Limit. Passengers must reach destination not later than midnight of date punched in the margin of tickets, or indicated on stopover paster. One-way card tickets will be honored for continuous passage commencing within one day of date of sale.

Tickets Honored via Seattle. All tickets reading via Northern Pacific from Spokane, Wash., or points east to Tacoma, Wash., and points south thereof, will be honored via Seattle, Wash., without additional charge, upon application to Conductor or Train Auditor.

Optional Routes. "All the Year" Tourist and Summer Excursion tickets reading via Northern Pacific Railway from points in or east of Montana to Portland, Oregon, or via Portland, Oregon, to points south thereof, or to Seaside and intermediate points on S. P. & S. Ry., will be honored at option of passengers via the Northern Pacific Railway to Spokane or Pasco, thence via Spokane, Portland and Seattle Railway to Portland and vice versa.

"All the Year" Tourist and Summer Excursion tickets from points in North Dakota or east thereof reading via Northern Pacific Railway to Spokane or Pasco, thence via Spokane, Portland and Seattle Railway to Portland, or via Portland to points south thereof, or to points on Astoria Division, S. P. & S. Ry. will be honored at option of passengers via Northern Pacific Railway through Seattle or Tacoma to Portland, as the case may be; and vice versa. This option does not apply on tickets issued in Colorado, New Mexico, Oklahoma, Texas or Wyoming or from points in Kansas, except Atchison or Leavenworth, or where tickets are routed via Kansas City, Mo., or St. Paul, Minn., nor does it apply on tickets from points in Montana or South Dakota, on the C. B. & Q. R. R., or from points in Nebraska, west of Grand Island, Hastings or Superior.

Tickets reading via S. P. & S. Ry. from Spokane, Wash., to Pasco, Wash., or beyond, or vice versa, will be honored at option of passengers via Northern Pacific Railway between Spokane and Pasco.

Tickets reading via Great Northern Railway, Oregon-Washington Railroad & Navigation Company, or Northern Pacific Railway to any point on the joint line, Seattle to Portland, inclusive, or on any branch line diverging therefrom, will be honored on trains of any of these railways on the joint line.

Tickets reading via Northern Pacific Ry., Minneapolis, St. Paul & Ste. Marie Ry. or Great Northern Ry. between St. Paul-Minneapolis and Duluth-Superior will be honored on the trains of any of these lines.

Stopovers at Livingston, Bozeman and Billings, Mont., on One-Way Tickets. During Yellowstone National Park season (June 20th to September 15th), in order to permit passengers to make Yellowstone Park Trip, stopover of not to exceed ten days will be allowed at Livingston or Bozeman or Billings, Mont., on all one-way tickets reading through that point. To secure stopover passengers should notify conductor of their desire to stop over and immediately upon arrival at Livingston, Bozeman or Billings as the case may be, deposit their tickets with ticket agent and purchase side trip to Gardiner, Cody or Yellowstone National Park and return.

Stopovers at Spokane, Yakima, Ellensburg, Tacoma, Seattle, Kelso, Longview and Portland on One-Way Tickets. Stopovers of not to exceed ten days each will be allowed at Spokane, Seattle and Tacoma, Washington, and Portland, Oregon, on one-way tickets reading through the point or points of stopover; except that stopovers will not be allowed on tickets sold in Washington destined to points in Oregon or Washington, or on tickets sold in Oregon destined to points in Oregon or Washington. The stopovers may be obtained on application to the conductor and by deposit of the ticket with the depot ticket agent.

Stopovers at Duluth, Minneapolis, St. Paul, Superior, Winnipeg, Billings, Helena and Butte on One-Way Tickets. Stopover of not to exceed ten days will be allowed at any of these points on one-way tickets reading through point or points of stopover. The stopover may be obtained on application to the Conductor and deposit of the ticket with the depot ticket Agent.

Telegraph Service. Western Union messages accepted at all stations.

Dining Car Meals. Combination Breakfast 50c to \$1.00 and a la carte. Luncheon, \$1.00 and a la carte. Table d'Hote Dinner \$1.50 and a la carte.

Adjustment of Fares. In cases of dispute with conductors or agents, passengers should pay fare required, take receipt and communicate with E. J. Johnson, Auditor Passenger Receipts, Northern Pacific Railway, St. Paul, Minn.

Redemption of Tickets. Tickets unused or partly used will be redeemed under tariff regulations on application to E. J. Johnson, Auditor Passenger Receipts, St. Paul, Minn.

Mark your Baggage. All baggage should show name and permanent address of owner. Hand baggage in Pullmans is restricted to what can be conveniently placed in berth or seat occupied by passenger.

Baggage Maximums. No single piece of baggage exceeding 250 pounds in weight, or 72 inches in greatest dimension, or exceeding \$250.00 in value will be checked. Free allowances are subject to tariff stipulation as to contents, weight, value and size.

Baggage Insurance. A charge of ten cents only is made for each hundred dollars value declared above \$100 for baggage checked for each adult passenger and above \$50 for each child traveling on half fare ticket. The limit of baggage which may be insured on a single ticket is \$2500.

Limited Liability. Excess value of baggage must be declared and paid for at time of checking.

Bicycles (not motorcycles), baby carriages, dogs and guns are carried in baggage cars subject to tariff regulations.

Lost Articles should be inquired for from the General Baggage Agent, Northern Pacific Railway, St. Paul, Minn. No responsibility is assumed for unchecked articles left in stations or cars.

TABLE OF SLEEPING CAR RATES

For information only.

Subject to change without notice.



BETWEEN	Chicago		St. Paul Minneapolis		Duluth Superior	Fargo		Jamestown		St. Louis	Kansas City	Billings		Gard- ner	Butte Helena		Spokane		Seattle Tacoma		Portland	
	Stand- ard Lower Berth	Tour- ist Lower Berth	Stand- ard Lower Berth	Tour- ist Lower Berth	Stand- ard Lower Berth	Stand- ard Lower Berth	Tour- ist Lower Berth	Stand- ard Lower Berth	Tour- ist Lower Berth	Stand- ard Lower Berth	Stand- ard Lower Berth	Stand- ard Lower Berth	Tour- ist Lower Berth	Stand- ard Lower Berth	Stand- ard Lower Berth	Tour- ist Lower Berth	Stand- ard Lower Berth	Tour- ist Lower Berth	Stand- ard Lower Berth	Tour- ist Lower Berth	Stand- ard Lower Berth	Tour- ist Lower Berth
Baltimore-Washington. Md.	\$ 8.25		\$12.00													\$24.00		\$28.13		\$31.50		\$31.50
Bemidji. Minn.			3.38																			
Billings. Mont.	13.50	\$ 7.50	10.13	\$ 5.63	\$10.13	\$ 7.50	\$ 3.75	\$ 6.38	\$ 3.38	\$13.50	\$11.25			\$ 3.38	3.75	\$ 1.88	6.75	\$ 3.75	10.88	\$ 6.00	10.88	\$ 6.00
Bismarck-Mandan. N. D.	8.63	4.50	5.25	3.00	5.25	3.38	1.88					\$ 5.25	\$ 3.38	6.75	7.88	4.50	12.00	6.38	15.75	8.63	15.75	8.63
Boston. Mass.	10.13		12.75																			
Bozeman. Mont.	15.00	7.88	11.25	6.00	11.25	8.25	4.13	7.88	4.13	14.63	12.75	3.00	1.88									
Buffalo. N. Y.	5.63		9.00																			
Butte. Mont.	15.75	8.25	12.38	6.38	12.38	9.00	5.25	8.63	4.50	15.38	12.75	3.75	1.88	3.38								
Chicago. Ill.			3.75	1.88	4.50	3.75	3.75															
Cody. Wyo.	15.00		12.00																			
Denver. Colo.																						
Dickinson. N. D.	10.13	5.25	6.38	3.38	6.38	3.75	1.88	3.75	1.88													
Duluth-Superior. Minn.	4.50		3.00																			
Ellensburg. Wash.	22.50	12.00	19.50	10.13	19.50	16.50	8.63	15.75	8.25	21.75	19.13	10.13	5.63	9.00	7.50	4.13	3.75	1.88	3.00	1.88	3.75	
Fargo. N. D.	7.50	3.75	3.75	1.88	3.75																	
Forsyth. Mont.	12.38	6.38	8.63	4.50	9.00	6.00	3.38	5.25	3.00													
Gardner. Mont.	15.38		12.00		12.00	8.63		8.25														
Glendive. Mont.	10.88	5.63	7.50	3.75	7.50	4.50	2.25	3.75	1.88													
Grand Island. Neb.																						
Grants Pass. Ore.	5.27.00	b14.25	a23.63	a12.00	a23.63	a21.38	a10.88	a21.00	a10.88													
Helena. Mont.	15.75	8.25	12.38	6.38	12.38	9.00	5.25	8.63	4.50	15.38	12.75	3.75	1.88	3.38								
International Falls. Minn.			3.75																			
Jamestown. N. D.	7.50	4.13	3.75	2.25	4.13																	
Kansas City. Mo.			5.63																			
Lincoln. Neb.																						
Livingston. Neb.	14.63	7.88	10.88	6.00	10.88	7.88	4.13	7.50	4.13	14.63	12.75	3.00	1.88									
Los Angeles. Cal.	b27.00	b14.25	a23.63	a12.38	a26.25	a23.63	a12.38	a23.63	a12.38													
Miles City. Mont.	12.00	6.38	8.25	4.50	8.63	5.63	3.00	4.50	2.25													
Missoula. Mont.	17.25	9.00	13.50	7.50	13.50	10.50	5.63	10.13	5.63	17.25	14.63	4.13	2.25	3.75	3.00	1.88	3.75	1.88	7.50	4.13	7.50	4.13
New York City. N. Y.	9.00		12.75																			
Pasco-Kennewick. Wash.	19.88	10.50	18.00	9.75	18.00	15.00	7.88	14.63	7.88	19.13	17.25	8.63	4.50	7.88	6.00	3.38	3.00	1.88	3.75	1.88	4.50	2.25
Philadelphia. Pa.	8.25		12.00																			
Pittsburgh. Pa.	4.50		8.25																			
Portland. Ore.	23.63	12.38	19.88	10.88	19.88	17.63	9.00	17.25	9.00	22.50	19.88	10.88	6.00	10.50	8.63	4.50	5.00	2.25	3.75			
Roseburg. Ore.	b27.00	b14.25	a23.26	a11.25	a23.26	a21.01	a10.88	a20.63	a10.88													
St. Louis. Mo.			5.63																			
St. Paul-Minneapolis. Minn.	3.75	1.88			3.00	3.75	1.88	3.75	2.25	5.63	5.63	10.13	5.63	12.00	12.38	6.38	16.50	8.63	19.88	10.88	19.88	10.88
Sacramento. Cal.	b27.00	b14.25	a23.63	a12.38	a26.25	a23.63	a12.38	a23.63	a12.38													
San Francisco. Cal.	b27.00	b14.25	a23.63	a12.38	a26.25	a23.63	a12.38	a23.63	a12.38													
Seattle. Wash.	23.63	12.38	19.88	10.88	19.88	17.63	9.00	17.25	9.00	22.50	19.88	10.88	6.00	10.50	8.63	4.50	5.00	2.25	3.75			
Sheridan. Wyo.																						
Spokane. Wash.	19.88	10.50	16.50	8.63	16.50	13.50	6.75	13.13	6.75	19.13	17.25	6.75	3.75	6.38	4.50	2.25						
Staples. Minn.	6.38	3.38	3.00	1.88	3.00	3.00	1.88	3.38	1.88													
Tacoma. Wash.	23.63	12.38	19.88	10.88	19.88	17.63	9.00	17.25	9.00	22.50	19.88	10.88	6.00	10.50	8.63	4.50	4.50	2.25	3.75			
Terry. Mont.	11.25	6.00	7.88	4.13	8.25	4.50	2.25	4.13	2.25													
Valley City. N. D.	7.50	3.75	3.75	1.88	3.75																	
Wishram. Wash.	22.50	12.00	19.13	10.13	19.13	15.75	8.25	15.38	8.25	21.00	19.13	9.75	5.25	9.00	7.50	3.75	3.75	1.88	3.00	1.88	3.00	1.88
Yakima. Wash.	21.75	11.25	19.13	9.75	19.13	15.75	8.25	15.38	7.88	21.00	19.13	9.75	5.25	9.00	7.50	3.75	3.75	1.88	3.00	1.88	3.00	1.88

a—Via Portland. b—via St. Paul and Portland. c—Butte \$5.25. d—Tacoma 38c less. e—Tacoma 75c less. f—Tacoma 38c less.

RATES FOR UPPER BERTH, DRAWING ROOM OR COMPARTMENT IN SLEEPING CARS.

Where Lower Berth Rate Is	Upper Berth Rate Will Be	Drawing Room Rate Will Be	Compartment Rate Will Be	Where Lower Berth Rate Is	Upper Berth Rate Will Be	Drawing Room Rate Will Be	Compartment Rate Will Be	Where Lower Berth Rate Is	Upper Berth Rate Will Be	Drawing Room Rate Will Be	Compartment Rate Will Be	Where Lower Berth Rate Is	Upper Berth Rate Will Be	Drawing Room Rate Will Be	Compartment Rate Will Be
\$ 1.88	\$ 1.50			\$ 8.63	\$ 6.90	\$ 31.50	\$ 24.75	\$ 15.38	\$ 12.30	\$ 54.00	\$ 43.50	\$ 22.50	\$ 18.00	\$ 79.50	\$ 63.00
2.25	1.80			9.00	7.20	31.50	25.50	15.75	12.60	55.50	44.25	22.88	18.30	81.00	64.50
3.00	2.40	\$10.50	\$ 9.00	9.75	7.80	34.50	27.75	16.50	13.20	58.50	46.25	23.25	18.60	82.50	65.25
3.38	2.70	12.00	9.75	10.13	8.10	36.00	29.50	17.25	13.80	61.50	48.75	23.63	18.90	84.00	66.75
3.75	3.00	13.50	10.50	10.50	8.40	37.50	30.00	17.63	14.10	63.00	49.50	24.00	19.20	84.00	67.50
4.13	3.30	15.00	12.00	10.88	8.70	39.00	30.75	18.00	14.40	63.00	51.00	24.38	19.50	85.50	68.25
4.50	3.60	16.50	12.75	11.25	9.00	40.50	31.50	18.75	15.00	66.00	52.50	24.75	19.80	87.00	69.75
5.25	4.20	19.50	15.00	12.00	9.60	42.00	33.25	19.13	15.30	67.50	54.00	25.00	20.40	90.00	72.00
5.63	4.50	21.00	15.75	12.38	9.90	43.50	34.00	19.88	15.90	70.50	56.25	27.00	21.60	94.50	75.75
6.00	4.80	21.00	17.25	12.75	10.20	45.00	36.75	20.25	16.20	72.00	57.00	28.13	22.50	99.00	78.75
6.38	5.10	22.50	18.00	13.13	10.50	46.50	38.25	20.63	16.50	73.50	57.75	28.88	23.10	102.00	81.00
6.75	5.40	24.00	19.50	13.50	10.80	48.00	40.50	21.00	16.80	73.50	59.25	31.50	25.20	111.00	88.50
7.50	6.00	27.00	21.00	14.25	11.40	51.00	41.25	21.38	17.10	75.00	60.00	32.63	26.10	115.50	91.50
7.88	6.30	28.50	22.50	14.63	11.70	52.50	42.00	21.75	17.40	76.50	61.50				
8.25	6.60	30.00	23.25	15.00	12.00	52.50	42								

I N D E X T O S T A T I O N S

Table No.	Altitude	Table No.	Altitude	Table No.	Altitude	Table No.	Altitude	Table No.	Altitude	Table No.	Altitude	Table No.	Altitude			
Aberdeen, Wash. 64, 70	10	Berea, N. D.	2	1447	Carthage Jct., Minn.	20	864	Cunningham, Wash.	5	1174	Emden, N. D.	24	1080	Gilmore, Idaho.	45	7135
Aberdeen Jct., Wash.	64	Berlin, N. D.	23	1491	Cartier, Man.	20	74	Curry, Mont.	2	1978	Emery Jct., Man.	20	816	Glade, Wash.	5	500
Abbotsford, B. C.	62	Beroun, Minn.	11	1000	Cascades, Wash.	3	831	Curry, Mont.	2	1978	Empire, Wash.	3	931	Grand Falls, N. D.	1	2373
Acme, Wash.	62	Berrian, Wash.	3	1797	Cashel, N. D.	20	961	Custer, Mont.	3	2749	Empire, Wash.	3	4887	Glead, Wash.	60	1255
Adams, Wash.	56	Beulah, N. D.	3	1240	Cassell, N. D.	20	961	Custer Battlefield, Mont.	9	59	Empire, Wash.	3	4887	Glendive, Mont. 2, 3, 33a	2091	2091
Adco, Wash.	57	Big Four, Wash.	66	2712	Cassell, N. D.	1, 24	2206	Cutter, Wis.	16	752	Englevalle, Wis.	6	1126	Glennell, N. D.	2	2090
Adkins, Wash.	57	Big Horn, Mont.	3	960	Castle Rock, Wash.	7	2536	Cyphers, Minn.	17	1412	Englevalle, Wis.	6	1126	Glennell, N. D.	2	2090
Adna, Wash.	72	Big Lake, Minn.	1	1062	Cedar Creek, Wash.	54	1425	Cyphers, Minn.	17	1412	Englevalle, Wis.	6	1126	Glennell, N. D.	2	2090
Adrian, N. D.	1379	Big Lake, Wash.	62	1062	Cedar Lake, Minn.	14	1586	Darby, Mont.	48	3881	Englevalle, Wis.	6	1126	Glennell, N. D.	2	2090
Adrian, Wash.	56, 53	Big Timber, Mont.	3	4099	Centralia, Wash.	7	188	Darby, Mont.	48	3881	Englevalle, Wis.	6	1126	Glennell, N. D.	2	2090
Agatha, Idaho.	62	Billings, Mont.	3, 9	3134	Central Ave., Wash.	11, 14	16	Darling, Minn.	1	1176	Everett, Wash.	62	22	Goodrich, N. D.	26	203
Agency, Mont.	46	Blackfoot, N. D.	25	1543	Central Park, Mont.	16	691	Darling, Minn.	1	1176	Everett, Wash.	62	22	Goodrich, N. D.	26	203
Al-gwah-ohing, Minn.	1329	Birchfield, Wash.	60	1011	Centre City, Minn.	13	4324	Darling, Minn.	1	1176	Everett, Wash.	62	22	Goodrich, N. D.	26	203
Alshakha, Idaho.	58	Birds-eye, Mont.	4	4231	Ceres, Wash.	72	929	Darling, Minn.	1	1176	Everett, Wash.	62	22	Goodrich, N. D.	26	203
Alsworth Jct., Wash.	57	Bishop, Wash.	55	1692	Chamber, Wash.	54	2573	Darling, Minn.	1	1176	Everett, Wash.	62	22	Goodrich, N. D.	26	203
Altkin, Minn.	42	Bismarck, N. D.	2, 14	682	Chambers Prairie, Wash.	54	2573	Darling, Minn.	1	1176	Everett, Wash.	62	22	Goodrich, N. D.	26	203
Albany, Ore.	42	Black Carbon, Wash.	67	1404	Chambers Prairie, Wash.	54	2573	Darling, Minn.	1	1176	Everett, Wash.	62	22	Goodrich, N. D.	26	203
Alder, Mont.	42	Blackclack, Minn.	17	2269	Chama, N. D.	7	220	Darling, Minn.	1	1176	Everett, Wash.	62	22	Goodrich, N. D.	26	203
Alderdale, Wash.	8	Black River, Wash.	7, 63	39	Chandler, Mont.	40	2830	Darling, Minn.	1	1176	Everett, Wash.	62	22	Goodrich, N. D.	26	203
Alderton, Wash.	67	Blackwell, Ida.	52	2269	Chandler, Mont.	40	2830	Darling, Minn.	1	1176	Everett, Wash.	62	22	Goodrich, N. D.	26	203
Aldrich, Minn. 1, 22, 24	1351	Blackwater, Mont.	2	1521	Chandler, Wash.	6	544	Darling, Minn.	1	1176	Everett, Wash.	62	22	Goodrich, N. D.	26	203
Alfa, Wash.	53	Blatchford, Mont.	4	5573	Charlo, Mont.	46	2947	Darling, Minn.	1	1176	Everett, Wash.	62	22	Goodrich, N. D.	26	203
Alfred, N. D.	23	Blossburg, Mont.	4	1254	Chasley, N. D.	7	1880	Darling, Minn.	1	1176	Everett, Wash.	62	22	Goodrich, N. D.	26	203
Alger, Mont.	5	Blueberry, Wis.	16	3256	Chasley, N. D.	7	1880	Darling, Minn.	1	1176	Everett, Wash.	62	22	Goodrich, N. D.	26	203
Algona, Ida.	5	Blue Canyon, Wash.	62	1254	Chasley, N. D.	7	1880	Darling, Minn.	1	1176	Everett, Wash.	62	22	Goodrich, N. D.	26	203
Alie, N. D.	24	Blue Grass, N. Dak.	2	1344	Chasley, N. D.	7	1880	Darling, Minn.	1	1176	Everett, Wash.	62	22	Goodrich, N. D.	26	203
Alliance, Neb.	1, 9, 10	Bluff, Minn.	15	2269	Chasley, N. D.	7	1880	Darling, Minn.	1	1176	Everett, Wash.	62	22	Goodrich, N. D.	26	203
Allard, Mont.	2	Bluff Club, Minn.	15	2269	Chasley, N. D.	7	1880	Darling, Minn.	1	1176	Everett, Wash.	62	22	Goodrich, N. D.	26	203
Allard, Wis.	16	Bolton, N. D.	20	866	Chasley, N. D.	7	1880	Darling, Minn.	1	1176	Everett, Wash.	62	22	Goodrich, N. D.	26	203
Almira, Wash.	53	Bolton, N. D.	20	866	Chasley, N. D.	7	1880	Darling, Minn.	1	1176	Everett, Wash.	62	22	Goodrich, N. D.	26	203
Almont, N. D.	2	Bonlaw, Wash.	60	1430	Chasley, N. D.	7	1880	Darling, Minn.	1	1176	Everett, Wash.	62	22	Goodrich, N. D.	26	203
Almota, Wash.	55	Bonner, Mont.	4	3321	Chasley, N. D.	7	1880	Darling, Minn.	1	1176	Everett, Wash.	62	22	Goodrich, N. D.	26	203
Aloha, Wash.	64	Bordenau Jct., Wash.	66	146	Chasley, N. D.	7	1880	Darling, Minn.	1	1176	Everett, Wash.	62	22	Goodrich, N. D.	26	203
Alpowa, Wash.	8, 18	Bordwell, Wash.	62	54	Chasley, N. D.	7	1880	Darling, Minn.	1	1176	Everett, Wash.	62	22	Goodrich, N. D.	26	203
Amber, Wash.	8, 18	Boulder, Colo.	10	1824	Chasley, N. D.	7	1880	Darling, Minn.	1	1176	Everett, Wash.	62	22	Goodrich, N. D.	26	203
Ammon Falls, Wis.	16	Boulder, Mont.	4	1824	Chasley, N. D.	7	1880	Darling, Minn.	1	1176	Everett, Wash.	62	22	Goodrich, N. D.	26	203
Anacouada, Mont.	43	Bowdon, N. D.	26	819	Chasley, N. D.	7	1880	Darling, Minn.	1	1176	Everett, Wash.	62	22	Goodrich, N. D.	26	203
Anoka, Minn.	1	Bowers Jct., Ore.	2	1832	Chasley, N. D.	7	1880	Darling, Minn.	1	1176	Everett, Wash.	62	22	Goodrich, N. D.	26	203
Antelope, N. D.	2	Bowling Green, N. D.	20	819	Chasley, N. D.	7	1880	Darling, Minn.	1	1176	Everett, Wash.	62	22	Goodrich, N. D.	26	203
Anton, Wash.	62	Boyle, Mont.	37	3898	Chasley, N. D.	7	1880	Darling, Minn.	1	1176	Everett, Wash.	62	22	Goodrich, N. D.	26	203
Apple Creek, N. D.	2	Boyle, N. Dak.	2	2443	Chasley, N. D.	7	1880	Darling, Minn.	1	1176	Everett, Wash.	62	22	Goodrich, N. D.	26	203
Apex, Ore.	59	Bozeman, Mont.	3	4773	Chasley, N. D.	7	1880	Darling, Minn.	1	1176	Everett, Wash.	62	22	Goodrich, N. D.	26	203
Ardmore, So. Dak.	9	Bradley, Mont.	4	4541	Chasley, N. D.	7	1880	Darling, Minn.	1	1176	Everett, Wash.	62	22	Goodrich, N. D.	26	203
Arena, N. D.	27	Bradley, Mont.	4	4541	Chasley, N. D.	7	1880	Darling, Minn.	1	1176	Everett, Wash.	62	22	Goodrich, N. D.	26	203
Arlee, Mont.	5	Brady, Wash.	64	1231	Chasley, N. D.	7	1880	Darling, Minn.	1	1176	Everett, Wash.	62	22	Goodrich, N. D.	26	203
Arlington, Wash.	50	Brady, Wash.	64	1231	Chasley, N. D.	7	1880	Darling, Minn.	1	1176	Everett, Wash.	62	22	Goodrich, N. D.	26	203
Arrested, Mont.	45	Braden, N. D.	14, 17, 21	1231	Chasley, N. D.	7	1880	Darling, Minn.	1	1176	Everett, Wash.	62	22	Goodrich, N. D.	26	203
Arrow, Ida.	54, 58	Breckenridge, Minn.	22	82	Chasley, N. D.	7	1880	Darling, Minn.	1	1176	Everett, Wash.	62	22	Goodrich, N. D.	26	203
Arvada, Wyo.	9	Breien, N. D.	30	1719	Chasley, N. D.	7	1880	Darling, Minn.	1	1176	Everett, Wash.	62	22	Goodrich, N. D.	26	203
Asland, Wis.	16	Bremerton, Wash.	p. 76	1832	Chasley, N. D.	7	1880	Darling, Minn.	1	1176	Everett, Wash.	62	22	Goodrich, N. D.	26	203
Ashland Jct., Wis.	16	Brenners, Mont.	45	3254	Chasley, N. D.	7	1880	Darling, Minn.	1	1176	Everett, Wash.	62	22	Goodrich, N. D.	26	203
Astoria, Ore.	75	Brewer, Mont.	45	3254	Chasley, N. D.	7	1880	Darling, Minn.	1	1176	Everett, Wash.	62	22	Goodrich, N. D.	26	203
Atchison, Kan.	9	Bridger, Mont.	36, 39	6264	Chasley, N. D.	7	1880	Darling, Minn.	1	1176	Everett, Wash.	62	22	Goodrich, N. D.	26	203
Athens, Ore.	59	Brisquide, N. D.	26	1585	Chasley, N. D.	7	1880	Darling, Minn.	1	1176	Everett, Wash.	62	22	Goodrich, N. D.	26	203
Athol, Idaho.	5	Brisquide, N. D.	26	1585	Chasley, N. D.	7	1880	Darling, Minn.	1	1176	Everett, Wash.	62	22	Goodrich, N. D.	26	203
Atkinson, Minn.	11	Bristol, Wash.	6	1803	Chasley, N. D.	7	1880	Darling, Minn.	1	1176	Everett, Wash.	62	22	Goodrich, N. D.	26	203
Attalla, Wash.	57, 19	Brockway, Mont.	33a	2593	Chasley, N. D.	7	1880	Darling, Minn.	1	1176	Everett, Wash.	62	22	Goodrich, N. D.	26	203
Auburn, Wash.	6, 64	Broken Bow, Neb.	11	1138	Chasley, N. D.	7	1880	Darling, Minn.	1	1176	Everett, Wash.	62	22	Goodrich, N. D.	26	203
Audubon, Minn.	1	Brownell, Minn.	11	1138	Chasley, N. D.	7	1880	Darling, Minn.	1	1176	Everett, Wash.	62	22	Goodrich, N. D.	26	203
Aurora, Ill.	1	Bruce, Wash.	56	1196	Chasley, N. D.	7	1880	Darling, Minn.	1	1176	Everett, Wash.	62	22	Goodrich, N. D.	26	203
Aurora, Neb.	9	Bruce, Wis.	16	1013	Chasley, N. D.	7	1880	Darling, Minn.	1	1176	Everett, Wash.	62	22	Goodrich, N. D.	26	203
Austin, Mont.	4	Brush Prairie, Wash.	68	325	Chasley, N. D.	7	1880	Darling, Minn.	1	1176	Everett, Wash.	62	22	Goodrich, N. D.	26	203
Avon, Mont.	4	Bryant, Wash.	62	183	Chasley, N. D.	7	1880	Darling, Minn.	1	1176	Everett, Wash.	62	22	Goodrich, N. D.	26	203
Babb, Wash.	5	Buchanan, N. D.	26	671	Chasley, N. D.	7	1880	Darling, Minn.	1	1176	Everett, Wash.	62	22	Goodrich, N. D.	26	203
Babcock, Wash.	57	Buckola, Wash.	7, 72	255	Chasley, N. D.	7	1880	Darling, Minn.	1	1176	Everett, Wash.	62	22	Goodrich, N. D.	26	203
Baclin, Minn.	17	Buena, Wash.	6	1226	Chasley, N. D.	7	1880	Darling, Minn.	1	1176	Everett, Wash.	62	22	Goodrich, N. D.	26	203
Bacon, Wash.	53, 56	Buffalo, N. D.	1	898	Chasley, N. D.	7	1880	Darling, Minn.	1	1176	Everett, Wash.	62	22	Goodrich, N. D.	26	203
Badger, Wash.	6	Buffington, Minn.	20	898	Chasley, N. D.	7	1880	Darling, Minn.	1	1176	Everett, Wash.	62	22	Goodrich, N. D.	26	203
Baker, Idaho.	45	Buford, Mont.	49	2867	Chasley, N. D.	7	1880	Darling, Minn.	1	1176	Everett, Wash.	62	22	Goodrich, N. D.	26	203
Bakersfield, Calif.	73	Bull Mt., Minn.	3	1266	Chasley, N. D.	7	1880	Darling, Minn.	1	1176	Everett, Wash.	62	22	Goodrich, N. D.	26	203
Bald Eagle, Minn.	11	Bundy, Ida.	55	1266	Chasley, N. D.	7	1880	Darling, Minn.	1	1176	Everett, Wash.	62	22	Goodrich, N. D.	26	203
Baldi, Wash.	6	Bunker, Wash.	72	197	Chasley, N. D.	7	1880	Darling, Minn.	1	1176	Everett, Wash.	62	22	Goodrich, N. D.	26	203
Ballantine, Mont.	9	Burk, N. D.	29	1744	Chasley, N. D.	7	1880	Darling, Minn.	1	1176	Everett,					

I N D E X T O S T A T I O N S

Table No.	Altitude	Table No.	Altitude	Table No.	Altitude	Table No.	Altitude	Table No.	Altitude
Hodges, Mont. 2	2532	Kurtz, No. Dak. 2	2045	Maier, Idaho. 45	5450	New Prairie, Minn. 21	1177	Polson, Mont. 46	2949
Hoffmanville, Mont. 33		Kyro, Wash. 7		Malone, Wash. 65	57	New Rockford, N.D. 26	1552	Pomona, Wash. 6	1157
Holcomb, Wash. 72	119	Lacey, Wash. 64	183	Maltby, Wash. 62	420	New Salem, N. D. 2	2188	Pompeys Pillar, Mont. 3	2849
Holladay, Ore. 13		L. A. Crose, Wis. 1		Mandan, N. D. 30, 31	1667	Newton, Mont. 3	2915	Pony, Mont. 41	5443
Holker, Mont. 4	3871	Lake, Wash. 62	41	Manhattan, Mont. 4	4255	New York Mills, Minn. 1	1433	Poplar, Wis. 16	1003
Homan, Wash. 68	3338	Lake Elbert, Minn. 17	1230	Manitoba Jct., Minn. 1	20	North Branch, Minn. 11	1102	Portage Jct., Man. 52	52
Homestake, Mont. 4	6356	Lake Park, Minn. 1	130	Maple, Wis. 10	1278	Nichols, Mont. 3, 33b	2540	Porter, Wash. 64	
Honeyford, N. D. 20	919	Lake Shore, Minn. 1	958	Mapleton, N. D. 1, 24	929	Nimrod, Mont. 4	3708	Portland, Ore. 5, 7, 8, 14, 57, 58, 70, 73, 73-A	16
Hood, Wash. 8	1019	Lakeview, Wash. 7, 64, 72	277	Margie, Minn. 10	1286	Nine Mile, Mont. 49	3018	Post, Mont. 48	3174
Hooper, Wash. 8	1246	Lake Williams, N. D. 27	1810	Marion, N. D. 24	1481	Niswau, Minn. 17	1255	Post Falls, Ida. 52	2180
Hope, Ida. 5	2087	Lalieu, N. D. 26	1587	Martins Bluff, Wash. 7	55	North Jct., Ore. 74	812	Power House, Wash. 60	10
Hoppers, Mont. 22	1210	Lamar, Wash. 57	853	Maryhill, Wash. 8	2161	Nookack, Wash. 62	94	Pray, Mont. 38	4868
Hoodiam, Wash. 64, 70	140	Lamont, Wash. 8	1947	Marshall, Wash. 5, 8, 53	2162	Norpak, N. D. 1, 24	937	Preston, Wash. 63	541
Horace, N. D. 23	90	La Moure, N. D. 23, 28	1329	Marstonmoor, N. D. 27	1923	Norris, Mont. 41	4846	Price, N. D. 31	1700
Horton, Mont. 3	2415	Langers, N. D. 24	963	Martin, Wash. 6	2833	North Bend, Wash. 63	456	Prindle, Wash. 8	671
Hot Springs, Wash. 6	1545	Lanzer, Minn. 14	1253	Martin Bluff, Wash. 7	55	North Branch Minn. 11	1102	Prosser, Wash. 6	671
Hover, Wash. 8	340	Lantry, Mont. 3	2500	Martins Bluff, Wash. 7	55	North Plains, Ore. 17	1451	Providence, Wash. 5	1549
Howard, Mont. 3	2600	Laporte, Minn. 17	1352	Maryhill, Wash. 8	2161	No. Lapwai, Ida. 55, 57	812	Pullman, Wash. 54	2359
Howell, Ida. 54	2737	Lark, N. D. 20	2092	Mason, Mont. 36, 37	3370	Northhome, Minn. 17	1451	Pullman Jct., Wash. 54	2381
Hoyt, Mont. 3	2138	Larson, N. D. 49	3511	Maxmin, Ore. 74	852	North Plains, Ore. 17	1451	Puyallup, Wash. 6, 7, 64, 67	47
Hubbard, Mont. 4	4243	Laurel, Mont. 3, 10, 35, 31	3061	Maxville, Mont. 44	4852	No. Portland, Ore. 7, 8	35	Quartz, Mont. 49	2892
Huetter, Ida. 30	1674	Laurin, Mont. 36, 37	3318	Maywood, Wash. 6	1347	No. Prosser, Wash. 6	160	Quebec, Mont. 3	3812
Huff, N. D. 11	960	Laurin, Wash. 68	31	McClain, Wash. 8	3122	Norman, Mont. 4	1580	Race Track, Mont. 4	24
Humphrey, Wash. 6	1224	Laurin, Minn. 17	1394	McClintock, Wash. 6	1347	O'Brien, Wash. 8, 64	40	Rainier, Ore. 73-A	427
Hunter's Hot Springs, Mont. 3	4234	Leadore, Idaho. 45	5972	Medberry, N. D. 23	1543	Occata, Wash. 65	10	Rainier, Wash. 72	427
Huntley, Mont. 39	338	Leavenworth, Kan. 9	72	Medina, N. D. 2	1816	Odal, Ore. 53, 56	1728	Raismon, Wyo. 10	2340
Huntville, Wash. 57	1350	Leban, Wash. 72	191	Medora, N. D. 2	2290	Oden, Ida. 19	2084	Ramsay, Mont. 43	2692
Hurdfield, N. D. 26	1913	Leban, Wash. 72	191	Melmont, Wash. 67	1292	Ogden, N. D. 23	2348	Ranchester, Wyo. 9	1201
Huson, Mont. 49	3034	Leeds, N. D. 26	1531	Melmont, Wash. 67	1292	Olequa, Wash. (Rydge wood) 7, 73a	312	Randall, Minn. 1	4082
Hyannis, Neb. 9	2667	Lees, Minn. 20	1163	Melrose, Wash. 72	1948	Ollie, Mont. 32	1012	Rapelje, Mont. 35	3503
Hydram, Mont. 3	2667	LeGrow, Wash. 57	658	Mercer, N. D. 26	1948	Olympia, Wash. 64, 70	10	Rapids, Mont. 3	2212
Image, Wash. 8	47	Lehigh, N. D. 2	2372	Merrifield, Minn. 17	1243	Omaha, Neb. 9	9	Rapid, Wash. 5	2714
Independence, N.D. 28	1417	Lenawee, Wis. 19	925	Merriman, Mont. 3	3033	Onawa, Wash. 64	81	Ravalli, Mont. 3	2212
Inglewood, Wash. 63	55	Lennox, Minn. 17	1202	Mesa, Wash. 6	687	Oriskany, N. D. 8, 64	40	Ravenna, Neb. 9	628
Iron, Wis. 116	1106	Leonard, N. D. 23	1075	Meskill, Wash. 72	2517	Oriskany, N. D. 8, 64	40	Ravensdale, Wash. 6	11
Intake, Mont. 33	2031	Leonard, N. D. 23	1075	Metolius, Ore. 74	2517	Oro Fino, Ida. 58	1031	Raymond, Wash. 72	182
Interbay, Wash. 62	36	Lester, Wash. 6	1626	Mildred, Minn. 17	1370	Oring, Wash. 67	192	Rea, Mont. 3	2551
International Falls, Minn. 17	1140	Lettellier, Man. 20	4	Miles City, Mont. 3	2377	Osborn, Mont. 3	3017	Redd, Wash. 8	2551
Ionia, Mont. 2	2367	Levey, Wash. 8	4	Miner, N. D. 22	1117	Osgood, N. D. 23	933	Red Lake Falls, Minn. 20	1061
Iron River, Wis. 16	1116	Levy, Mont. 4	4156	Milton, (Freewer) Ore. 57-A	131	Ostrander, Wash. 7	207	Red Lodge, Mont. 37	5557
Iron Rock, Mont. 42	4564	Linton, N. D. 4	3905	Mima, Wash. 64	131	Ostrander, Wash. 7	207	Redmond, Ore. 74	2988
Ironton, Minn. 14	1860	Lewis, Wash. 6	739	Mine 5, Wash. 62a	2125	Ostrander, Wash. 7	207	Redmond, Wash. 63	53
Irvine, Wash. 63	1060	Lewiston, Ida. 54, 55, 58	6	Minnesota, Minn. 13	11	Ostrander, Wash. 7	207	Reed, Wash. 8	4961
Iwasaki, Wash. 63	1060	Lichty, Wash. 4	739	Minn. 11, 12, 20, 21, 22, 23, 24	854	Ostrander, Wash. 7	207	Red Lake Falls, Minn. 20	1061
Iverson, Minn. 14	1259	Lignite, Ida. 55	2116	Minn. 25, 26, 28, 29	854	Ostrander, Wash. 7	207	Red Lodge, Mont. 37	5557
Jacobson, Wash. 60	1198	Lime Spur, Mont. 4	4260	Minn. 25, 26, 28, 29	854	Ostrander, Wash. 7	207	Redmond, Ore. 74	2988
Jacques, Ida. 55	1388	Lincoln, Neb. 9	1304	Minn. 25, 26, 28, 29	854	Ostrander, Wash. 7	207	Redmond, Wash. 63	53
Jackson, Wyo. 2, 14, 22, 26, 27, 28	1430	Lind, Wash. 5	1364	Minn. 25, 26, 28, 29	854	Ostrander, Wash. 7	207	Reed, Wash. 8	4961
Janet, N. D. 22	1365	Lindsay, Mont. 33a	2203	Minn. 25, 26, 28, 29	854	Ostrander, Wash. 7	207	Reed Lake Falls, Minn. 20	1061
Jenkins, Minn. 17	1293	Lindstrom, Minn. 13	960	Minn. 25, 26, 28, 29	854	Ostrander, Wash. 7	207	Red Lodge, Mont. 37	5557
Jens, Mont. 4	1487	Linton, Ore. 29	1731	Minn. 25, 26, 28, 29	854	Ostrander, Wash. 7	207	Redmond, Ore. 74	2988
Jessie, N. D. 25	2610	Lisbon, N. D. 23	1112	Minn. 25, 26, 28, 29	854	Ostrander, Wash. 7	207	Redmond, Wash. 63	53
Jessie, Ida. 54	2638	Litchville, N. D. 24	1488	Minn. 25, 26, 28, 29	854	Ostrander, Wash. 7	207	Reed, Wash. 8	4961
Johnson, Wash. 54	2638	Littell, Wash. 72	1909	Minn. 25, 26, 28, 29	854	Ostrander, Wash. 7	207	Reed Lake Falls, Minn. 20	1061
Johnstown, N. D. 20	899	Little Falls, Minn. 1, 17	1134	Minn. 25, 26, 28, 29	854	Ostrander, Wash. 7	207	Red Lodge, Mont. 37	5557
Jollette, N. D. 20	821	Littlefork, Minn. 20	1134	Minn. 25, 26, 28, 29	854	Ostrander, Wash. 7	207	Redmond, Ore. 74	2988
Joppa, Mont. 37	2428	Little Rock, Wash. 64	136	Minn. 25, 26, 28, 29	854	Ostrander, Wash. 7	207	Redmond, Wash. 63	53
Josephine, N. D. 26	1562	Livingston, Mont. 3	4510	Minn. 25, 26, 28, 29	854	Ostrander, Wash. 7	207	Reed, Wash. 8	4961
Jud, N. D. 23	1745	Lockwood, Mont. 4	3086	Minn. 25, 26, 28, 29	854	Ostrander, Wash. 7	207	Reed Lake Falls, Minn. 20	1061
Judson, N. D. 2	1971	Lodge Grass, Mont. 14	1259	Minn. 25, 26, 28, 29	854	Ostrander, Wash. 7	207	Red Lodge, Mont. 37	5557
Jullaetta, Ida. 54	1087	Logan, Mont. 4, 33	4141	Minn. 25, 26, 28, 29	854	Ostrander, Wash. 7	207	Redmond, Ore. 74	2988
Junction City, Ore. 323		Lombard, Mont. 4	3977	Minn. 25, 26, 28, 29	854	Ostrander, Wash. 7	207	Redmond, Wash. 63	53
Kahlotna, Wash. 8	888	Long, Wash. 57	1475	Minn. 25, 26, 28, 29	854	Ostrander, Wash. 7	207	Reed, Wash. 8	4961
Kaluma, Wash. 7	21	Longmont, Col. 10		Minn. 25, 26, 28, 29	854	Ostrander, Wash. 7	207	Reed Lake Falls, Minn. 20	1061
Kamila, Ida. 59	1200	Longview, Wash. 10		Minn. 25, 26, 28, 29	854	Ostrander, Wash. 7	207	Red Lodge, Mont. 37	5557
Kamliche, Wash. 69	2275	Longview, Wash. 10		Minn. 25, 26, 28, 29	854	Ostrander, Wash. 7	207	Redmond, Ore. 74	2988
Kamm, Mont. 3	859	Loonmont, Mont. 36	4456	Minn. 25, 26, 28, 29	854	Ostrander, Wash. 7	207	Redmond, Wash. 63	53
Kanawak, Wash. 6, 67	960	Lookout, Mont. 49	4738	Minn. 25, 26, 28, 29	854	Ostrander, Wash. 7	207	Reed, Wash. 8	4961
Kangley, Wash. 67	960	Lothrop, Mont. 49	2980	Minn. 25, 26, 28, 29	854	Ostrander, Wash. 7	207	Reed Lake Falls, Minn. 20	1061
Kankel, Minn. 20	958	Lolo, Mont. 48	3198	Minn. 25, 26, 28, 29	854	Ostrander, Wash. 7	207	Red Lodge, Mont. 37	5557
Kansas City, Mo. 9	20	Louis Angeles, Cal. 73	4149	Minn. 25, 26, 28, 29	854	Ostrander, Wash. 7	207	Redmond, Ore. 74	2988
Kathryn, N. D. 24	1238	Louisville, Mont. 4	1429	Minn. 25, 26, 28, 29	854	Ostrander, Wash. 7	207	Redmond, Wash. 63	53
Keating, Wash. 62	148	Logan, Mont. 4, 33	4141	Minn. 25, 26, 28, 29	854	Ostrander, Wash. 7	207	Reed, Wash. 8	4961
Kelley, N. D. 20	869	Lombard, Mont. 4	3977	Minn. 25, 26, 28, 29	854	Ostrander, Wash. 7	207	Reed Lake Falls, Minn. 20	1061
Kellier, Minn. 17	1388	Long, Wash. 57	1475	Minn. 25, 26, 28, 29	854	Ostrander, Wash. 7	207	Red Lodge, Mont. 37	5557
Kellogg, N. D. 20	855	Longmont, Col. 10		Minn. 25, 26, 28, 29	854	Ostrander, Wash. 7	207	Redmond, Ore. 74	2988
Kelo, Wash. (Longview) 7	26	Longview, Wash. 10		Minn. 25, 26, 28, 29	854	Ostrander, Wash. 7	207	Redmond, Wash. 63	53
Kenaur, Mont. 48	3225	Loonmont, Mont. 36	4456	Minn. 25, 26, 28, 29	854	Ostrander, Wash. 7	207	Reed, Wash. 8	4961
Kendrick, Ida. 54	1252	Lookout, Mont. 49	4738	Minn. 25, 26, 28, 29	854	Ostrander, Wash. 7	207	Reed Lake Falls, Minn. 20	1061
Kennewick, Wash. 6, 8	372	Lothrop, Mont. 49	2980	Minn. 25, 26, 28, 29	854	Ostrander, Wash. 7	207	Red Lodge, Mont. 37	5557
Kent, Wash. 6, 7, 64	52	Lolo, Mont. 48	3198	Minn. 25, 26, 28, 29	854	Ostrander, Wash. 7	207	Redmond, Ore. 74	2988
Kepler, Wash. 5	1455	Louis Angeles, Cal. 73	4149	Minn. 25, 26, 28, 29	854	Ostrander, Wash. 7	207	Redmond, Wash. 63	53
Kerriston, Wash. 67	1369	Louisville, Mont. 4	1429	Minn. 25, 26, 28, 29	854	Ostrander, Wash. 7	207	Reed, Wash. 8	4961
Ketron, Wash. 60	525	Logan, Mont. 4, 33	4141	Minn. 25, 26, 28, 29	854	Ostrander, Wash. 7	207	Reed Lake Falls, Minn. 20	1061
Keyes, Wash. 60	1018	Lombard, Mont. 4	3977	Minn. 25, 26, 28, 29	854	Ostrander, Wash. 7	207	Red Lodge, Mont. 37	5557
Keystone, Wash. 5	1942	Long, Wash. 57	1475	Minn. 25, 26, 28, 29	854	Ostrander, Wash. 7	207	Redmond, Ore. 74	2988
Key West, Minn. 20	881	Longmont, Col. 10		Minn. 25, 26, 28, 29	854	Ostrander, Wash. 7	207	Redmond, Wash. 63	53
Killdeer, N. D. 31	2258	Longview, Wash. 10		Minn. 25, 26, 28, 29	854	Ostrander, Wash. 7	207	Reed, Wash. 8	4961
Kinberly, Minn. 14	1259	Loonmont, Mont. 36	4456	Minn. 25, 26, 28, 29	854	Ostrander, Wash. 7	207	Reed Lake Falls, Minn. 20	1061
Kiona, Wash. 6	525	Lookout, Mont. 49	4738	Minn. 25, 26, 28, 29	854	Ostrander, Wash. 7	207	Red Lodge, Mont. 37	5557
Knife River, No. Dak. 2	2246	Lothrop, Mont. 49	2980	Minn. 25, 26, 28, 29	854	Ostrander, Wash. 7	207	Redmond, Ore. 74	2988
Knives, Mont. 5	2503	Lolo, Mont. 48	3198	Minn. 25, 26, 28, 29	854	Ostrander, Wash. 7	207	Redmond, Wash. 63	53
Kobr, Mont. 4	4436	Louis Angeles, Cal. 73	4149	Minn. 25, 26, 28, 29	854	Ostrander, Wash. 7	207	Reed, Wash. 8	4961
Koldok, N. D. 1	1219	Louisville, Mont. 4	1429	Minn. 25					

INDEX OF STATIONS—Continued

Table No.	Altitude	Table No.	Altitude	Table No.	Altitude
Stevensville, Mont.	48	1332	Turtle Lake, N. D.	26	1899
Siles, Minn.	21	3325	Turtle River, Minn.	17	1366
Sidl, N. D.	27	2053	Tuscar, Mont.	5	2291
Stillwater, Minn.	11	2063	Tusler, Mont.	3	2345
Stipek, Mont.	33	2063	Tuttle, N. D.	27	1878
Stirum, N. D.	58	1375	70th, Minn.	11	631
Stites, Ida.	58	1327	Twin Bridges, Mont	42	4647
Stockton, Cal.	78	1992	Twin Valley, Minn.	20	1117
Stockwood, Minn.	1	4656	Two Rivers, Wash.	57	352
Stony, Mont.	44	2301	Tyler, Wash.	5	2301
Storoy, Mont.	23	1603			
Streetet, N. D.	23	4653			
Stuart, Mont.	4	5006			
Sturgeon Lake, Minn.	11	1100			
Sudbury, Wash.	57	660			
Sully Springs, N. D.	57	2590			
Suttons, Wash.	62	56			
Summer, Wash.	6, 7, 64	72			
Sundale, Wash.	8	216			
Sunny, N. D.	2	1681			
Sunnyside, Wash.	6	753			
Sunnyside Jct., Wash.	6	728			
Sunset Beach, Wash.	64	2584			
Sunshine, Wash.	54	2584			
Superior, Mont.	49	2775			
Superior, Wis.	1, 12, 11, 14, 16, 17, 20, 21, 22, 23, 24, 25, 26, 27, 28, 29	648			
Swanville, Minn.	21	1195			
Sweet Briar, N. D.	2	1824			
Sweetwater, Ida.	55	1105			
Sykeston, N. D.	26	1653			
Sylvan, Minn.	14	1230			
Syre, Minn.	20	1148			
Tacoma, Wash.	6, 7, 14, 55, 57, 64, 67, 68, 59, 72	47			
Taft, Mont.	49	3626			
Tamarack, Minn.	14	1290			
Tammany, Mont.	49	3626			
Tappan, N. D.	18	1789			
Tartar, Wis.	18	1082			
Faylor, N. D.	2	2512			
Faylor Falls, Minn.	13	818			
Telford, Wash.	53	2342			
Temvik, N. D.	29	1950			
Teno, Wash.	17	1422			
Tenstrike, Minn.	17	1020			
Terrace Heights	60	1020			
Terrebonne, Ore.	74	2863			
Terry, Mont.	3	2264			
Thermopolis, Wyo.	10	281			
Thian, N. D.	30	2169			
Thiel, Wash.	57	841			
Thomas, Wash.	7, 64	61			
Thompson Falls, Mt.	5	2462			
Thomson, Minn.	11	1076			
Thornwood, Wash.	62	281			
Thorn, Wash.	6	1641			
Thruall, Wash.	6	1445			
Three Forks, Mont.	4	4081			
Thurston, Mont.	3	2088			
Thurston, Wash.	60	1914			
Tigard, Ore.	4	4045			
Tilden Jct., Minn.	20	1140			
Timmer, N. D.	30	1760			
Tokio, Wash.	5	1955			
Toluca, Mont.	9	318			
Tomar, Wash.	8	318			
Topeka, Minn.	17	1166			
Topelins, Minn.	1	1410			
Toppenside, Wash.	6-56A	765			
Topside, Wis.	16	1170			
Toston, Mont.	4	3925			
Towel, Wash.	8	193			
Towanda, Wash.	62	232			
Tower City, N. D.	4	1194			
Townsend, Mont.	4	3833			
Tramway, Ida.	58	1161			
Trail Creek, Mont.	38	4748			
Tregloan, Mont.	40	4750			
Trident, Mont.	4	4045			
Trommald, Minn.	18	1232			
Frout Creek, Mont.	5	2374			
Troy, Ida.	54	2475			
Turlatin, Ore.	121	121			
Tucker, Mont.	48	3457			
Tulpa, Wash.	64	19			
Turah, Mont.	4	3336			
Ulen, Minn.	20	1181			
Ulin, Wyo.	9	20			
Ulmer, Mont.	3	2396			
Umtanum, Wash.	6	1355			
Underwood, Minn.	22	1364			
Underwood, Wash.	8	101			
Union Gap, Wash.	6	174			
Union Mill, Wash.	64	54			
Uniontown, Wash.	64	2570			
University, Wash.	62	81			
Upton, Wyo.	9	1493			
Urbana, N. D.	2	1493			
Vader, Wash.	7, 73-A	143			
Vale, Wash.	5	684			
Valley City, N. D.	1	1245			
Valleyford, Wash.	57	168			
Vancouver, B. C.	62	68			
Vancouver, Wash.	7, 8, 68, 70	68			
Vancouver Jct., Wash.	68	62			
Vancyle, Ore.	59	1416			
Vashti, N. D.	57	168			
Veazey, Wash.	67	785			
Velox, Wash.	5	59			
Verndale, Minn.	1, 22	1369			
Verona, N. D.	23	1408			
Victor, Mont.	48	3414			
Vila, Wash.	8	168			
Villard, Minn.	21	1380			
Vining, Minn.	22	1408			
Viola, Wash.	6	576			
Vista, Wash.	6	864			
Voss, N. D.	20	203			
Waco, Mont.	3	2802			
Wabash, Wash.	71	203			
Wadena, Minn.	1, 14, 20, 22	1372			
Wahkiakus, Wash.	8	500			
Walhpeton, N. D.	22	985			
Waitsburg, Wash.	57	1293			
Walker, Minn.	17	1341			
Walker, Wash.	55	496			
Wall, Wash.	68	2744			
Wallace, Ida.	49, 50, 57	975			
Walla Walla, Wash.	57	975			
Wall Lake, Minn.	22	1306			
Wallula, Wash.	59	333			
Walum, N. D.	25	1454			
Walville, Wash.	72	579			
Wapato, Wash.	7	865			
Ward Springs, Minn.	21	1246			
Warm Springs, Mont.	4	4832			
Warren, N. D.	23	947			
Warrenton, Ore.	75	6			
Warwick, Wash.	8	1546			
Washburn, Wis.	19	665			
Washougal, Wash.	8	48			
Washuena, Wash.	8	1067			
Watab, Minn.	1	1080			
Waterloo, Ore.	42	4475			
Waterman, Mont.	59	1978			
Watpaco, Minn.	22	1001			
Wauna, Ore.	7	2770			
Waukanha, Minn.	17	1213			
Waverly, Wash.	59	2127			
Wayland, Ore.	59	2127			
Weed, Mont.	4	5096			
Weeseville, Mont.	5	2463			
Welkel, Wash.	60	1495			
Welch, Mont.	4	5706			
Welland, Wash.	57	958			
Wellington, Col.	10	1111			
Wendover, Wyo.	10	1111			
Wentworth, Wis.	16	959			
Werner, N. D.	31	2113			
Werner Jct., Wash.	56A	1228			
West Brainerd, Minn.	17	664			
W. Duluth, Minn.	11, 15	664			
West Duluth Jct., Minn.	15	664			
West End, Mont.	3	5528			
West Fargo, N. D.	1, 24	926			
Westfall, Mont.	49	926			
Westminster Jct., B. C.	62	1354			
Westport, Minn.	21	21			
Westport, Ore.	75	21			
West Tenino, Wash.	72	1255			
West Warden, Wash.	56	179			
West Woodburn, Ore.	72	1016			
Wetico, Wash.	72	1016			
Wheatland, N. D.	1	1016			
Wheat Basin, Mont.	35	1283			
Wheeler, Wash.	56	1283			
Wheelock, Minn.	15	1237			
Wheelan, Wash.	54	259			
Whitcomb, Wash.	8	152			
White, Wash.	69	961			
White Bear, Minn.	11, 13	961			
Whitehall, Mont.	4, 42	4371			
White Salmon, Wash.	8	101			
White Swan, Wash.	68A	2674			
Whitaur, Mont.	2	289			
Wickersham, Wash.	62	289			
Wickett, Mont.	35	3426			
Wiede, Wis.	16	1114			
Wilbur, Wash.	53	2180			
Wilbur, Wash.	63	137			
Wilderness, Wash.	64	851			
Wilkeson, Wash.	67	851			
Wilkesboro, Ore.	21	211			
Willapa, Wash.	72	42			
Willis, Mont.	4	3655			
Willow Creek, Mont.	4	4325			
Willow River, Minn.	11	1063			
Willows, Wash.	63	48			
Willisall, Mont.	40	5048			
Wilton, N. D.	27	2177			
Windust, Wash.	55	498			
Windsor, N. D.	15	1564			
Wing, N. D.	27	1904			
Winlock, Wash.	7	209			
Winnipeg, Man.	20	853			
Winona, Minn.	1	4375			
Winston, Mont.	4	4375			
Wishram, Wash.	8-74	42			
(Fallbridge)	8-74	42			
Wlener, Minn.	17	1213			
Woodburn, Ore.	73	1719			
Woodinville, Wn.	62, 63	50			
Woodland, Wash.	7	53			
Woodlin, Mont.	7	2475			
Woodrow, Mont.	33A	974			
Woods, N. D.	23	974			
Woodworth, N. D.	27	2971			
Worthen, Mont.	3	2971			
Wrenhall, Minn.	11, 14	1059			
Wright, Minn.	14	1322			
Wrights, Wash.	8	288			
Wymer, Wash.	6	1304			
Wynaco, Wash.	6	209			
Wyndmere, N. D.	22	1081			
Wyno, Mont.	45	7223			
Wyola, Mont.	9	925			
Wyoming, Minn.	11, 13	925			
Yacolt, Wash.	68	737			
Yakima, Wash.	6, 60	1075			
Yandell, Wash.	67	1075			
Yardley, Wash.	5	2770			
Yates, Mont.	5	3236			
Yates, Mont.	3, 36, 37	3236			
Yellowit, Wash.	8	323			
Yellowstone Nat'l Park (Pages 11, 13, 52)		350			
Yelm, Wash.	72	1495			
York, Neb.	9	3431			
Youngs Point, Mont.	3	3431			
Ypsilanti, N. D.	28	1405			
Zap, N. D.	31	1855			
Zentli, N. D.	2	2525			
Zillah, Wash.	6	2525			

THE ALASKA RAILROAD

Seward, Anchorage, Fairbanks, Chatanika
Summer Schedule May 30 to Sept. 12, 1930, incl.

NORTHWARD Read Down			STATIONS		SOUTHWARD Read Up	
2	8	2			1	1
Ev. 2nd	Friday	Wed.-Sat.			Mo., Thur.	Ev. 2nd
Thur.	9:00am	9:00am	Lv Seward.... Ar	6:30pm	& Fri.	Wed.
10:09am	10:09am	8:39am	Lv Lawing.... Ar	5:30pm		7:15pm
11:30am	11:30am	10:05am	Lv Tunnel.... Ar	4:05pm		6:15pm
12:26pm	12:26pm	10:56am	Lv Girdwood... Ar	3:03pm		4:50pm
2:00pm	2:00pm	12:30pm	Ar Anchorage... Lv	1:30pm		3:48pm
	6	2				
	Friday	Wed.-Sat.			Mo., Thur.	
	3:00pm	1:30pm	Lv Anchorage. Ar	12:30pm	& Fri.	
	4:21pm	2:51pm	Lv Matanuska. Ar	11:02am		
	4:46pm	3:16pm	Lv Wasilla.... Ar	10:41am		
	5:43pm	4:13pm	Lv Willow.... Ar	9:46am		
	7:09pm	5:39pm	Lv Talkeetna.. Ar	8:20am		
	8:00pm	6:30pm	Ar Curry.... Lv	7:30am		
4	8	Sun., Mon.			3	7
Friday	Saturday	& Thur.			Thur.	Saturday
	7:45am	7:45am	Lv Curry.... Ar	5:45pm		5:45pm
	9:15am	9:15am	Lv Hurricane.. Ar	4:23pm		4:23pm
	10:15am	10:15am	Lv Broad Pass. Ar	3:30pm		3:30pm
	10:47am	10:47am	Lv Cantwell.. Ar	2:57pm		2:57pm
2:30pm	11:50am	11:50am	Lv McKinley Pk Ar	1:45pm		1:45pm
3:10pm		12:30pm	Ar Healy.... Lv	1:00pm		1:00pm



North Coast Limited

Choice of discriminating travelers
between Chicago and the North
Pacific Coast...the Northwest's

Only All-Pullman Train