

600

P17-53



# Time Tables

# Time Tables

A. B. Smith,  
Passenger Traffic Manager,  
ST. PAUL, MINN.

A. B. Smith,  
Passenger Traffic Manager,  
ST. PAUL, MINN.

***SAFETY - COMFORT***  
***COURTEOUS ATTENTION***

***THE NORTH COAST LIMITED***  
***One of America's Fine Trains***



# Northern Pacific Railway General Offices

New York Office, 34 Nassau Street.

St. Paul Office, Fifth and Jackson.

Seattle Office, L. C. Smith Bldg

## Traffic Department Officers

J. G. Woodworth, Vice President, St. Paul, Minn.

### Passenger

A. B. Smith, Passenger Traffic Manager..... St. Paul, Minn.  
 A. D. Charlton, General Passenger Agent..... Portland, Ore.  
 M. M. Goodstill, General Passenger Agent..... St. Paul, Minn.  
 J. C. Poore, Assistant General Passenger Agent..... St. Paul, Minn.  
 E. E. Nelson, Assistant General Passenger Agent..... Seattle, Wash.  
 G. F. McNeill, Assistant General Passenger Agent..... Minneapolis, Minn.

### Immigration

H. W. Byerling, General Immigration Agent..... St. Paul, Minn.  
 E. F. Benson, Agricultural Development Agent..... Seattle, Wash.  
 J. W. Haw, Agricultural Development Agent..... St. Paul, Minn.  
 W. P. Stapleton, Agricultural Development Agent..... Billings, Mont.  
 C. E. Arney, Western Immigration and Industrial Agent..... Spokane, Wash.  
 F. Benz, Agricultural Agent..... St. Paul, Minn.

### Baggage and Express

Dan. C. Pettibone, General Baggage Agent and Manager, Express Traffic..... St. Paul, Minn.

B. O. Johnson, Assistant to Vice President—Operation..... St. Paul, Minn.  
 S. A. Wilder, Assistant to Vice President—Operation..... St. Paul, Minn.  
 C. L. Nichols, Gen. Manager Lines East of Paradise..... St. Paul, Minn.  
 A. V. Brown, Gen. Manager Lines West of Paradise..... Seattle, Wash.

W. H. Gemmell, President, Minn. & Int. and Big Fork & Int. Falls Rys., Brainerd, Minn.

### Freight

W. E. Coman, Western Traffic Manager..... Seattle, Wash.  
 L. R. Capron, Freight Traffic Manager..... St. Paul, Minn.  
 T. B. Montgomery, Assistant Freight Traffic Manager..... St. Paul, Minn.  
 J. G. Morrison, General Freight Agent..... St. Paul, Minn.  
 J. L. Burnham, Assistant General Freight Agent..... Seattle, Wash.  
 W. E. Alair, Foreign Freight Agent..... St. Paul, Minn.  
 G. A. Mitchell, Assistant General Freight Agent..... St. Paul, Minn.  
 J. C. Simonton, Assistant General Freight Agent..... St. Paul, Minn.  
 R. E. Smith, Assistant General Freight Agent..... St. Paul, Minn.  
 L. R. Challoner, Assistant General Freight Agent..... St. Paul, Minn.  
 J. J. Heron, Assistant to Freight Traffic Manager..... St. Paul, Minn.  
 F. H. Fogarty, Assistant General Freight Agent..... Portland, Ore.  
 R. T. Bretz, Assistant General Freight and Passenger Agent..... Tacoma, Wash.  
 F. A. Cleveland, Assistant General Freight Agent..... Seattle, Wash.

### Refrigerator

Geo. R. Merritt, General Agent Refrigerator Service..... St. Paul, Minn.

### Live Stock

A. J. Davies, Live Stock Agent..... St. Paul, Minn.  
 E. L. Hoppel, Live Stock Agent..... Spokane, Wash.

### Operating Department Officers

F. E. Williamson, Vice President, St. Paul, Minn.

W. H. Strachan, General Supt. Lines East of Mandan..... St. Paul, Minn.  
 T. H. Lantry, General Supt. Lines Mandan to Paradise..... Livingston, Mont.  
 J. E. Craver, General Supt. Lines West of Paradise..... Seattle, Wash.  
 P. H. McCauley, General Supt. Transportation..... St. Paul, Minn.

## General and Traveling Passenger, Freight and Immigration Representatives

Aberdeen, Wash., Telephone 810  
 H. H. GRIFFIN, District Freight and Passenger Agent  
 Bellingham, Wash., A. N. BUSSING, General Agent  
 Billings, Mont., 2812 Montana Avenue, Telephone 1346  
 J. E. SPURLING, District Freight and Passenger Agent  
 J. C. PETERS, Traveling Passenger Agent  
 Boston, Mass., 217 Old South Bldg., Tel. Liberty 9699  
 F. W. CLEMSON, General Agent Frt. Dept.  
 JARED JERNEGAN, Traveling Passenger Agent  
 GEORGE L. BROOKS, Traveling Passenger Agent  
 E. A. HAMILTON, Traveling Freight Agent  
 Buffalo, New York, 644 Ellcott Square, Tel. Seneca 6822  
 C. W. BARNDELL, Traveling Passenger Agent  
 M. O. BARNARD, Commercial Agent  
 Butte, Mont., Consolidated Ticket Offices, Tel. 415  
 No. 2 North Main St., D. E. WILDER, Agent  
 Butte, Mont., 704 Metals Bank Bldg., Telephone 73  
 W. H. MEHRIMAN, District Freight and Passenger Agent  
 J. S. KEMP, General Agent  
 C. E. MC MILLEN, Freight Solicitor

Kansas City, Mo., 115 Ry. Exc. Bldg., Bell Tel. Main 3141  
 F. A. ACKER, General Agent  
 L. B. HEINEN, Traveling Passenger Agent  
 G. VERMA, Traveling Passenger Agent  
 ALLAN T. WEST, Soliciting Freight Agent  
 O. L. STARK, Traveling Immigration Agent  
 Lewiston, Idaho, C. J. Breier Bldg., Telephone 1158  
 A. P. SHILLEY, Traveling Freight and Pass. Agent  
 Los Angeles, Cal., 610-511 Central Bldg., Tuckler 3211  
 J. P. ODDY, General Agent  
 T. R. BISHOP, Traveling Passenger Agent  
 J. A. MURPHY, City Freight and Passenger Agent  
 Miles City, Mont.  
 P. E. MOTTIATH, Traveling Freight Agent  
 Milwaukee, Wis., 1126 First Wis. Nat'l. Bank Bldg.,  
 R. L. KELLY, General Agent  
 NEIL BAIRD, Traveling Passenger Agent  
 J. M. ZAKARIASEN, City Freight and Passenger Agent  
 Minneapolis, Minn., 522 2nd Ave. S., Tel. Main 6141  
 G. F. MCNEILL, Assistant General Passenger Agent  
 H. C. HASBERG, City Passenger Agent  
 C. S. KIRKLAND, City Ticket Agent  
 Minneapolis, Minn., 606 Metropolitan Life Bldg.,  
 W. H. SMITH, General Agent Frt. Dept.  
 L. W. WINEGAR, City Freight Agent  
 F. E. MORRILL, City Freight Agent  
 A. J. LUDERS, Contracting Freight Agent  
 WALTER R. GLANVILLE, Contracting Freight Agent  
 Missoula, Mont., Telephone 1600  
 R. B. STEVENS, Traveling Freight and Passenger Agent  
 New York City, 280 Broadway, Telephone Worth 4777  
 W. F. MESSON, General Agent Frt. Dept.  
 V. L. BIDELELL, City Passenger Agent  
 C. B. Sexton, General Agent Frt. Dept.  
 GEO. C. REINHARDT, Commercial Agent  
 H. H. SMITH, Traveling Freight Agent  
 E. J. HASSAN, Soliciting Freight Agent  
 E. J. HOGAN, Soliciting Freight Agent  
 Philadelphia, Pa., 809-10 Finance Bldg.,  
 1426 So. Penn Square, Tel. Rittenhouse 4832-4833  
 B. M. DECKER, General Agent  
 I. HERCHELOTH, Traveling Passenger Agent  
 J. M. DOYLE, Traveling Freight Agent  
 Pittsburgh, Pa., 518 Park Bldg., Telephone Atlantic 0306  
 W. H. MILLARD, Contracting Freight Agent  
 CLIFFORD T. PENN., Traveling Passenger Agent  
 C. A. WAHN, Traveling Freight Agent  
 Portland, Ore., Consolidated Ticket Offices,  
 Telephone Broadway 5631  
 3rd and Washington Sts., A. L. ARNOLD, Agent  
 Portland, Ore., 531 Northwestern Bank Bldg.,  
 Telephone Broadway 5760  
 A. D. CHARLTON, General Passenger Agent  
 C. F. DUFFY, Traveling Passenger Agent  
 L. E. BEACH, City Passenger Agent  
 W. C. SMITH, Passenger Solicitor  
 Portland, Ore., 628 Northwestern Bank Bldg.,  
 F. H. FOGARTY, Assistant General Freight Agent  
 S. W. ELMORE, Traveling Freight Agent  
 C. E. FULTON, Freight Solicitor  
 W. J. WOODRUFF, Freight Solicitor  
 St. Louis, Mo., 411 Olive St., Room 301-3, Tel. Garfield 3280  
 R. K. CROSS, General Agent  
 C. R. THROCKMORTON, Traveling Passenger Agent  
 A. H. TOZER, Traveling Freight Agent  
 O. H. GRIFFIN, City Ticket Office, Tel. Cedar 2340  
 Railroad Bldg., 5th and Jackson Sts.  
 M. R. JOHNSON, City Passenger and Ticket Agent  
 L. P. GELBERMAN, Traveling Passenger Agent

St. Paul, Minn., 5th and Jackson Sts., Tel. Cedar 2340  
 GEO. W. MOBERG, Traveling Passenger Agent  
 GEO. R. MERRITT, General Agent Refrigerator Service  
 J. T. O'CONNOR, General Agent Freight Department  
 WM. J. HOLMES, City Freight Agent  
 D. H. CARTER, Traveling Freight Agent  
 F. J. ELLIOTT, Traveling Immigration Agent  
 San Francisco, Cal., No. 633 Monadnock Bldg.,  
 Telephone Sutter 1078  
 J. L. NORTON, General Agent  
 J. F. SIMMONS, City Passenger Agent  
 H. E. PETERSEN, Traveling Passenger Agent  
 DANIEL TINNEY, Traveling Freight Agent  
 Shanghai, China, 608 Robert Dollar Bldg.,  
 Phone Central 6288  
 R. J. TOZER, General Agent  
 Seattle, Wash., City Ticket Office, No. 1407 Fourth Ave.,  
 Telephone Elliott 5560  
 A. G. KINSMAN, General Agent Passenger Department  
 ORVILLE NEER, City Passenger Agent  
 Seattle, Wash., 200 L. C. Smith Bldg., Tel. Elliott 5560  
 W. E. COMAN, Western Traffic Manager  
 C. M. GRUBBS, General Agent, Freight Dept.  
 E. J. KOORS, Export and Import Agent  
 E. E. NELSON, Asst. General Passenger Agent  
 E. L. CAREY, District Passenger Agent  
 J. T. O'CONNOR, Traveling Passenger Agent  
 W. E. THROTMAN, Soliciting Freight Agent  
 H. C. PORTER, Soliciting Freight Agent  
 M. GORDON, Soliciting Freight Agent  
 R. D. BONE, Soliciting Freight Agent  
 Spokane, Wash., 701 Sprague Ave., cor. Wall Street,  
 Telephone Main 3670  
 F. J. BERRY, General Agent  
 F. J. GREENE, Traveling Passenger Agent  
 A. S. JOHNSON, Traveling Freight Agent  
 L. W. TUTTLE, City Passenger and Ticket Agent  
 E. P. BAIRD, City Passenger Agent  
 H. A. PLATHE, Freight Solicitor  
 H. H. HAPPE, Freight Solicitor  
 Spokane, Wash., South 10 Wall St.,  
 C. E. ARNEY, Western Industrial and Immigration Agent  
 Superior, Wis.,  
 ELMER S. HARD, City Freight and Passenger Agent  
 Superior, Wis., Joint City Ticket Office, Telephone 945  
 Tower Ave. and 13 St., R. F. WILCOX, Agent  
 Tacoma, Wash.,  
 Telephone Main 940  
 R. T. BRETT, Asst. Gen. Frt. and Pass. Agt.  
 J. O. MC MULLEN, City Passenger and Ticket Agent  
 Vancouver, B.C., City Ticket Office 605 Hastings St. West,  
 Telephone Sey. 7920  
 W. H. JAYNES, General Agent  
 OSWALD CRAWFORD, Traveling Passenger Agent  
 C. E. LANG, City Passenger Agent  
 W. F. CARR, City Ticket Agent  
 Victoria, B. C., 912 Government St., Tel. 7106  
 E. E. BLACKWOOD, General Agent  
 Wallace, Ida.,  
 J. G. SANDERS, City Freight and Passenger Agent  
 Walla Walla, Wash., 103-104 First Nat'l Bank Bldg.,  
 Telephone No. 161  
 S. J. MILLER, District Freight and Passenger Agent  
 Winnipeg, Man., 349 Main St., Telephone N-7811-7812  
 J. C. SPRACKLIN, General Agent  
 F. L. IRVING, Traveling Freight Agent  
 T. J. O'DONNELL, City Freight and Pass. Agent  
 W. S. OUSMAN, Soliciting Freight Agent  
 Yakima, Wash.,  
 H. A. GLEN, District Freight and Passenger Agent

Chicago, Ill., Straus Bldg., 73 E Jackson Blvd.,  
 Tel. Wash 1271  
 M. E. HARLAN, General Agent Passenger Dept.  
 G. W. ROBIN, Asst. General Agent  
 JOHN B. HINKSON, Traveling Passenger Agent  
 H. M. HAUSKINS, Traveling Passenger Agent  
 Freight Department, Room 644, Straus Bldg.  
 J. H. DRINKEROFF, General Agent  
 W. F. GOODKNIGHT, Contracting Freight Agent  
 A. N. GUSTAFSON, City Freight Agent  
 A. L. PEFFLEY, City Freight Agent  
 C. M. GAUTWICK, Traveling Freight Agent  
 F. M. KILBY, Traveling Freight Agent  
 L. A. SUMMERHAYES, Traveling Freight Agent  
 Cincinnati, Ohio, 1001 Neave Building, Tel. Main 5002  
 W. C. HAHNERT, General Agent  
 A. L. PLACKE, Traveling Passenger Agent  
 RAY MULKERN, Traveling Freight Agent  
 Cleveland, Ohio, 806-7 Hippodrome Bldg., Tel. Main 2846  
 WILLARD ADAMSON, General Agent  
 L. HOUSEHOLDER, Traveling Passenger Agent  
 B. G. BOWMAN, Traveling Freight Agent  
 P. H. BOARDMAN, City Passenger Agent  
 Dallas, Texas, 903 Southwestern Life Bldg., Tel. Y-3667  
 CHARLES SOBG. JR., Southwestern Agent  
 Des Moines, Iowa, 216 Equitable Bldg., Tel. Market 2907  
 ROBERT H. MCCURDY, Traveling Passenger Agent  
 Detroit, Mich., 407 Transportation Bldg.,  
 Telephone Randolph 6922  
 GEO. BARNES, General Agent  
 L. K. TANNAHILL, Traveling Passenger Agent  
 F. R. PATTERSON, City Passenger Agent  
 J. T. HALL, Contracting Freight Agent  
 I. J. SCHLOSS, Traveling Freight Agent  
 C. E. HARRIS, Traveling Freight Agent  
 Duluth, Minn., City Ticket Office,  
 No. 334 West Superior St., Tel. Melrose 2600  
 J. I. THOMAS, District Freight and Passenger Agent  
 C. P. O'DONNELL, City Passenger Agent  
 N. D. HARDING, Traveling Freight and Pass. Agent  
 H. R. WHITE, City Freight Agent  
 OTTO KOPE, City Freight Agent  
 Everett, Wash., N. J. HEUCHAN, General Agent  
 Fargo, N. D., M. L. MIKKELSEN, Pass. Agt., Pass. Sta.  
 H. H. ELLSWORTH, Freight Agent, Frt. Depot  
 Helena, Mont., Placer Hotel, 27 No. Main St., Tel. 612  
 R. J. DEE, General Agent  
 GEO. A. MINER, City Passenger Agent



### INDEX OF STATIONS

	Table No.	Altitude		Table No.	Altitude		Table No.	Altitude		Table No.	Altitude						
Aberdeen, Wash.	04, 70	10	Bennett, Mont.	44	4566	Carson, Wash.	8	98	Culver, Ore.	74	2624	Emblem, N. D.	24	1080	Gilmore, Idaho.	45	7135
Aberdeen Jct.	64	10	Benz, Mont.	22	2889	Carthage Jct., Minn.	20	864	Cul de Sac, Ida.	55	1620	Emerson Jct. Man.	20	816	Glade, Wash.	5	300
Abbotsford, B. C.	62	62	Berea, N. D.	23	1447	Cartier, Man.	20	864	Cumberland, Wash.	67	855	Emery, Wash.	5	935	Gladsstone, N. D.	2	2373
Acme, Wash.	62	311	Berlin, N. D.	23	1491	Cascades, Wash.	8	74	Cunningham, Wash.	5	1174	Emigrant, Mont.	38	4887	Gleed, Wash.	60	1255
Adams, Wash.	57	629	Beuron, Minn.	13	1000	Cashe, N. D.	20	831	Curlew, N. D.	2	2978	Empire, Wash.	16	727	Glendale, Mont.	2, 3, 53	2091
Adco, Wash.	56	1017	Berrian, Wash.	38	1797	Casper, Wyo.	10	961	Curry, Mont.	2	1288	Enfield, Wis.	19	1146	Glendon, Minn.	21	1420
Adkins, Wash.	57	1017	Berri's Falls, Minn.	17	1240	Casson, N. D.	1	24	Custer, Mont.	3	2749	Englevale, N. D.	23	1364	Glenn, Wash.	72	200
Adna, Wash.	72	196	Big Four, Wash.	66	2712	Castle Rock, Wash.	7	59	Custer Battlefield, Mont.	9	752	Engoe, Wis.	19	167	Globe, Wash.	72	200
Adrian, N. D.	28	1379	Big Horn, Mont.	3	2712	Cato, Mont.	3	2206	Erie, Wash.	6	570	Enunclaw, Wash.	67	750	Gloster, Minn.	13	922
Adrian, Wash.	56, 53	1237	Big Lake, Minn.	1	960	Cedar Creek, Wash.	54	2536	Eschbach, Wash.	60	1298	Ero, Wash.	6	575	Glover, N. D.	28	1366
Agatha, Idaho.	58	910	Big Lake, Wash.	62	1012	Cedar Lake, Minn.	15	1245	Eyrie, Mont.	16	752	Gloyd, Wash.	56	1257	Gloyd, N. D.	56	1257
Agate Bay, Wash.	60	2550	Big Timber, Mont.	3	3039	Centerville, Wash.	8	1866	Eyrie, Mont.	16	752	Glyndon, Minn.	1	946	Gold Creek, Mont.	4	4201
Ahney, Mont.	50	1329	Billing, Mont.	3, 9, 10, 15, 34, 36, 37	4194	Centralia, Wash.	7	188	Fairfax, Wash.	67	1380	Golden, Mont.	5	413	Goldendale, Wash.	39	1610
Alaska, Idaho.	58	1005	Binford, N. D.	25	1543	Central Ave., Wis.	13, 72, 75	188	Fairview Jct., N. D.	22	987	Goldenville, Wash.	8	535	Golden Valley, N. D.	31	1946
Alsworth Jct., Wash.	57	360	Birchfield, Wash.	60	1011	Central Park, Mont.	16	691	Fairview Jct., N. D.	22	987	Goldwin, N. D.	27	1905	Golva, N. D.	22	1015
Aitkin, Minn.	15	208	Birdseye, Mont.	4	4231	Centre City, Minn.	11	929	Dannor, Mont.	4	3881	Goodrich, N. D.	26	1994	Goodnow, Wash.	8	203
Albany, Ore.	42	5128	Bismack, N. D.	2, 15	1692	Chesaw, Wash.	72	2573	Darby, Mont.	48	3881	Govan, Mont.	48	3829	Gorav, Wash.	53	2070
Alderdale, Wash.	8	89	Black Carbon, Wash.	67	1404	Chambers, Wash.	54	2573	Darling, Minn.	11	5176	Gorav, Wash.	53	2070	Grand Falls, Wash.	8	123
Aldrich, Minn.	22, 24	1351	Blackclack, Minn.	17	939	Chambers Prairie, Wash.	7	280	Darrington, Wash.	50	2777	Grand Falls, Minn.	17	1247	Grand Forks, N. D.	20	855
Alfalfa, Wash.	23	1903	Black River, Wash.	7, 63	399	Chama, N. D.	7	280	D'Aste, Mont.	50	2777	Grand Falls, Minn.	17	1247	Grand Island, Neb.	9	9
Alfred, N. D.	2	1903	Blackwell, Ida.	5	2269	Chadborn, Mont.	48	4633	Davenport, N. D.	23	944	Grand Island, Neb.	9	9	Grand Jct., Ida.	52	162
Alger, Mont.	5	2189	Blackwell, N. D.	2	2269	Chadborn, Wash.	6	544	Davenport, Wash.	53	2442	Grand Rapids, N. D.	28	1345	Grand Rapids, N. D.	28	1345
Alma, N. D.	24	1149	Bloom, N. D.	2	1521	Chario, Mont.	50	2947	Davidson, Minn.	20	870	Grandview, Wash.	6	808	Grand Rapids, N. D.	28	1345
Alliance, Neb.	1, 9, 10	2260	Blossburg, Mont.	4	5573	Chaseley, N. D.	26	1880	Davison, Wash.	55	510	Grandview, Wash.	6	808	Grand Rapids, N. D.	28	1345
Allard, Mont.	2	2260	Blue Canyon, Wash.	62	2060	Chatsalis, Wash.	7, 68, 188	188	Dawson, N. D.	2	1771	Granville, N. D.	22	983	Grand Rapids, N. D.	28	1345
Allamore, Wis.	63	953	Blue Grass, N. Dak.	2	1344	Chenoy, Wash.	70, 72	2345	Dayton, Minn.	1	910	Granger, Wash.	6	731	Grand Rapids, N. D.	28	1345
Altman, Wash.	53	1935	Blue Grass, N. Dak.	2	1344	Chenoy Creek, Wash.	64	12	Dayton, Wash.	57	1615	Grangeville, Ida.	55	3357	Granger, Wash.	6	731
Almont, N. D.	2, 8	1935	Bonita, Mont.	4	3594	Chestnut, Mont.	3	5270	Dayton, Wash.	57	1615	Granville, N. D.	22	983	Grangeville, N. D.	22	983
Almota, Wash.	55	645	Bonlaw, Wash.	60	1430	Cheyenne, Wyo.	10	400	Deaumont, Mont.	9	3059	Granville, N. D.	22	983	Granville, N. D.	22	983
Alpa, Wash.	55	645	Bonlaw, Wash.	60	1430	Chicago, Ill.	1, 9	400	Deep Creek, Wash.	53	2317	Granville, N. D.	22	983	Granville, N. D.	22	983
Alpowa, Wash.	55	645	Bonlaw, Wash.	60	1430	Chicago Hot Springs (Emigrants), Mont.	38	4872	Deer Creek, Mont.	22	1415	Granville, N. D.	22	983	Granville, N. D.	22	983
Alsea, Wash.	6, 8, 12	628	Bonlaw, Wash.	60	1430	Chicory, Mont.	38	4872	Deer Lodge, Mont.	4	4530	Granville, N. D.	22	983	Granville, N. D.	22	983
American Falls, Wis.	16	872	Bonlaw, Wash.	60	1430	Chisago City, Minn.	11	945	Deerwood, Minn.	15, 18	1310	Granville, N. D.	22	983	Granville, N. D.	22	983
Anacosta, Mont.	43	5331	Bonlaw, Wash.	60	1430	Christopher, Wash.	64	64	Delair, Mont.	33	4137	Granville, N. D.	22	983	Granville, N. D.	22	983
Anoka, Minn.	1	904	Bonlaw, Wash.	60	1430	Cicero, Wash.	62	143	Delaware, N. D.	23	1622	Granville, N. D.	22	983	Granville, N. D.	22	983
Antelope, N. D.	2	2435	Bonlaw, Wash.	60	1430	Clatskanie, Mont.	62	143	De Lamar, N. D.	22	1086	Granville, N. D.	22	983	Granville, N. D.	22	983
Anton, Wis.	15	832	Bonlaw, Wash.	60	1430	Clark's Fork, Ida.	5	2093	Delmore, Minn.	20	1125	Granville, N. D.	22	983	Granville, N. D.	22	983
Apple Creek, N. D.	59	1921	Bonlaw, Wash.	60	1430	Clatskanie, Ore.	73-A	21	Delmore, Minn.	20	1125	Granville, N. D.	22	983	Granville, N. D.	22	983
Arden, Ore.	59	1921	Bonlaw, Wash.	60	1430	Clatskanie, Ore.	73-A	21	Delmore, Minn.	20	1125	Granville, N. D.	22	983	Granville, N. D.	22	983
Ardmore, So. Dak.	9	27	Bonlaw, Wash.	60	1430	Clatskanie, Ore.	73-A	21	Delmore, Minn.	20	1125	Granville, N. D.	22	983	Granville, N. D.	22	983
Arena, N. D.	27	1903	Bonlaw, Wash.	60	1430	Clatskanie, Ore.	73-A	21	Delmore, Minn.	20	1125	Granville, N. D.	22	983	Granville, N. D.	22	983
Arlee, Mont.	5, 50	3094	Bonlaw, Wash.	60	1430	Clatskanie, Ore.	73-A	21	Delmore, Minn.	20	1125	Granville, N. D.	22	983	Granville, N. D.	22	983
Arlington, Mont.	45	5505	Bonlaw, Wash.	60	1430	Clatskanie, Ore.	73-A	21	Delmore, Minn.	20	1125	Granville, N. D.	22	983	Granville, N. D.	22	983
Arrow, Ida.	54, 58	831	Bonlaw, Wash.	60	1430	Clatskanie, Ore.	73-A	21	Delmore, Minn.	20	1125	Granville, N. D.	22	983	Granville, N. D.	22	983
Arvada, Wyo.	9	9	Bonlaw, Wash.	60	1430	Clatskanie, Ore.	73-A	21	Delmore, Minn.	20	1125	Granville, N. D.	22	983	Granville, N. D.	22	983
Ashland, Wis.	16	688	Bonlaw, Wash.	60	1430	Clatskanie, Ore.	73-A	21	Delmore, Minn.	20	1125	Granville, N. D.	22	983	Granville, N. D.	22	983
Ashland Jct., Wis.	16	662	Bonlaw, Wash.	60	1430	Clatskanie, Ore.	73-A	21	Delmore, Minn.	20	1125	Granville, N. D.	22	983	Granville, N. D.	22	983
Astoria, Ore.	73-A	12	Bonlaw, Wash.	60	1430	Clatskanie, Ore.	73-A	21	Delmore, Minn.	20	1125	Granville, N. D.	22	983	Granville, N. D.	22	983
Atchison, Kan.	9	9	Bonlaw, Wash.	60	1430	Clatskanie, Ore.	73-A	21	Delmore, Minn.	20	1125	Granville, N. D.	22	983	Granville, N. D.	22	983
Athens, Ore.	59	1722	Bonlaw, Wash.	60	1430	Clatskanie, Ore.	73-A	21	Delmore, Minn.	20	1125	Granville, N. D.	22	983	Granville, N. D.	22	983
Athol, Idaho.	5	2400	Bonlaw, Wash.	60	1430	Clatskanie, Ore.	73-A	21	Delmore, Minn.	20	1125	Granville, N. D.	22	983	Granville, N. D.	22	983
Atkinson, Minn.	15	1168	Bonlaw, Wash.	60	1430	Clatskanie, Ore.	73-A	21	Delmore, Minn.	20	1125	Granville, N. D.	22	983	Granville, N. D.	22	983
Attalla, Wash.	57	356	Bonlaw, Wash.	60	1430	Clatskanie, Ore.	73-A	21	Delmore, Minn.	20	1125	Granville, N. D.	22	983	Granville, N. D.	22	983
Autburn, Wash.	6, 24	1060	Bonlaw, Wash.	60	1430	Clatskanie, Ore.	73-A	21	Delmore, Minn.	20	1125	Granville, N. D.	22	983	Granville, N. D.	22	983
Audson, Minn.	1	1332	Bonlaw, Wash.	60	1430	Clatskanie, Ore.	73-A	21	Delmore, Minn.	20	1125	Granville, N. D.	22	983	Granville, N. D.	22	983
Aurora, Ill.	1	4771	Bonlaw, Wash.	60	1430	Clatskanie, Ore.	73-A	21	Delmore, Minn.	20	1125	Granville, N. D.	22	983	Granville, N. D.	22	983
Aurora, Neb.	9	4771	Bonlaw, Wash.	60	1430	Clatskanie, Ore.	73-A	21	Delmore, Minn.	20	1125	Granville, N. D.	22	983	Granville, N. D.	22	983
Austin, Mont.	4	4771	Bonlaw, Wash.	60	1430	Clatskanie, Ore.	73-A	21	Delmore, Minn.	20	1125	Granville, N. D.	22	983	Granville, N. D.	22	983
Avery, Wash.	8, 60	4702	Bonlaw, Wash.	60	1430	Clatskanie, Ore.	73-A	21	Delmore, Minn.	20	1125	Granville, N. D.	22	983	Granville, N. D.	22	983
Avon, Mont.	4	4702	Bonlaw, Wash.	60	1430	Clatskanie, Ore.	73-A	21	Delmore, Minn.	20	1125	Granville, N. D.	22	983	Granville, N. D.	22	983



INDEX OF STATIONS—Continued

Table listing various locations and their corresponding station numbers, organized in multiple columns. Locations include states like Idaho, Washington, and Oregon, as well as specific cities and towns such as Kootenai, Idaho, and Portland, Ore.



INDEX OF STATIONS—Continued

Table No.	Altitude	Table No.	Altitude	Table No.	Altitude	Table No.	Altitude	Table No.	Altitude	Table No.	Altitude	Table No.	Altitude
Siles, Minn. .... 21	1335	Telford, Wash. .... 53	2342	Turtle Lake, N. D. .... 26	1899	Vista, Wash. .... 6	576	Wentworth, Wis. .... 16	959	Wilton, N. D. .... 27	2177	Windust, Wash. .... 55	498
Still, N. D. .... 27	2053	Temvik, N. D. .... 29	1950	Turtle River, Minn. .... 17	1566	Voss, N. D. .... 20	864	Werner, N. D. .... 31	2113	Windsor, N. D. .... 2	1864	Windsor, N. D. .... 2	1864
Stillwater, Minn. .... 13	709	Tenino, Wash. .... 7	280	Tuscar, Mont. .... 3	2345	Waco, Mont. .... 3	2802	Wesley Jct., Wash. 56a	1228	Wiing, N. D. .... 27	1904	Winlock, Wash. .... 7	209
Stipek, N. D. .... 33	2063	Terrestrike, Minn. .... 17	1422	Tusler, Mont. .... 3	2345	Wabash, Wash. 71	203	West Brainerd, Minn. 17	664	Winnipeg, Man. .... 7	209	Winona, Minn. .... 1	4375
Stirum, N. D. .... 22	1375	Terrebonne, Ore. .... 74	2363	Tuttle, N. D. .... 27	1878	Wadena, Minn. 1,15,20,	2	W. Duluth, Minn. 13,14	664	Winona, Minn. .... 1	4375	Wisram, Wash. .... 8-74	42
Sites, Ida. .... 58	1327	Terry, Mont. .... 3	2264	20th Ave., Minn. 13, 14	631	Walckias, Wash. .... 8	1372	West Duluth Jct., Minn. .... 14	5528	Wisconsin, Minn. .... 17	179	Woodburn, Ore. .... 73	1213
Stockton, Cal. .... 73	992	Thermopolis, Wyo. 10	61	Twin Bridges, Mont. 42	4647	Wall, Wash. .... 23	500	West End, Mont. .... 3	926	Woodinville, Wn 62, 63	50	Woodland, Wash. .... 7	53
Stockwood, Minn. .... 1	4562	Thian, N. D. .... 30	2169	Twin Valley, Minn. 20	1117	Wallace, Ida. .... 49, 51	2744	West Fargo, N. D. 1, 24	926	Woodlin, Mont. .... 5	2475	Woodville, N. D. .... 23	974
Stone, Mont. .... 44	4605	Thiel, Wash. .... 57	841	Two Rivers, Wash. .... 57	2301	Wallula, Wash. .... 59	1454	Westfall, Mont. .... 49	926	Woodside, Mont. .... 48	3500	Woodworth, N. D. .... 27	2025
Storv, Mont. .... 4	5006	Thomas, Wash. .... 7, 64	2462	Uhlen, Wash. .... 5	1181	Walton, N. D. .... 22	985	Westminster Jct., B. C. .... 62	1354	Woods, N. D. .... 23	974	Worden, Mont. .... 3	1059
Streeter, N. D. .... 23	1953	Thompson Falls, Mt. 5	1076	Ulin, Wyo. .... 9	1181	Walker, Wash. .... 55	1341	Westport, Minn. .... 21	1354	Woodside, Mont. .... 48	3500	Wrenshall, Minn. 13, 15	2971
Stuart, Mont. .... 4	6100	Thomson, Minn. .... 13	281	Ulmer, Mont. .... 3	2396	Walker, Wash. .... 55	1341	Westport, Ore. .... 73-A	1255	Woodside, Mont. .... 48	3500	Wright, Minn. .... 15	1322
Surgeon Lake, Minn. 13	1100	Thornwood, Wash. .... 62	1647	Umtanum, Wash. .... 6	1355	Wall, Wash. .... 23	500	West Tenino, Wash. 72	179	Woodside, Mont. .... 48	3500	Wrights, Wash. .... 8	288
Sudbury, Wash. .... 57	600	Thorop, Wash. .... 6	1445	Underwood, Minn. 22	1364	Wallula, Wash. .... 59	1454	West Valley, Wash. 56	1016	Woodside, Mont. .... 48	3500	Wynco, Wash. .... 6	209
Sully Springs, N. D. .... 2	2599	Thrall, Wash. .... 6	1445	Underwood, Wash. .... 8	101	Walun, N. D. .... 25	1454	West Woodburn, Ore.	1016	Woodworth, N. D. .... 27	2025	Wyndmere, N. D. .... 22	1081
Sumas, Wash. .... 62	56	Three Forks, Mont. .... 4	4081	Union Gap, Wash. .... 6	174	Walun, N. D. .... 25	1454	Whelan, Wash. .... 15	1237	Worden, Mont. .... 3	1059	Wynne, Wash. .... 6	209
Sumner, Wash. .... 6, 7, 64	72	Thurston, Mont. .... 3	2088	Union Mill, Wash. .... 64	174	Walun, N. D. .... 25	1454	Whelan, Wash. .... 15	1237	Wrenshall, Minn. 13, 15	2971	Wynne, Wash. .... 6	209
Sundance, Wash. .... 8	216	Tieton, Wash. .... 60	1914	Uniontown, Wash. .... 54	2570	Ward, Wash. .... 6	579	White, Wash. .... 8	259	Wright, Minn. .... 15	1322	Wynne, Wash. .... 6	209
Sunny, N. D. .... 2	1681	Tigard, Ore. .... 20	1140	University, Wash. .... 62	81	Ward Springs, Minn. 21	1246	White Bear, Minn. 11, 13	961	Wright, Minn. .... 15	1322	Wynne, Wash. .... 6	209
Sunnyside, Wash. .... 6	753	Tilden Jct., Minn. .... 20	1760	Upton, Wyo. .... 9	1955	Warm Springs, Minn. 21	4832	White Pine, Mont. .... 5	2593	Wright, Minn. .... 15	1322	Wynne, Wash. .... 6	209
Sunshine Jct. Wash. 6	728	Timmer, N. D. .... 30	1140	Urbana, N. D. .... 2	1493	Warren, N. D. .... 23	947	Whitehall, Mont. 4, 42	4371	Wright, Minn. .... 15	1322	Wynne, Wash. .... 6	209
Sunset Beach, Wash. 64	21	Toku, Wash. .... 5	318	Vader, Wash. (Ry-derwood) 7, 73-A	143	Warrenton, Ore. 73-A	6	White Salmon Wash. 8	101	Wright, Minn. .... 15	1322	Wynne, Wash. .... 6	209
Sunshine, Wash. .... 54	2584	Toluca, Mont. .... 9	1166	Vale, Wash. .... 5	684	Warwick, Wash. .... 8	665	White Salmon Wash. 8	101	Wright, Minn. .... 15	1322	Wynne, Wash. .... 6	209
Superior, Wis. 1, 12, 13, 15, 16, 17, 19, 20, 21, 22, 23, 24, 25, 26, 27, 28, 29	648	Tomar, Wash. .... 8	1410	Vale, Wash. .... 5	684	Washburn, Wis. .... 19	48	White Salmon Wash. 8	101	Wright, Minn. .... 15	1322	Wynne, Wash. .... 6	209
Swanville, Minn. .... 21	1195	Tonopka, Minn. .... 17	1410	Valley City, N. D. .... 1	1245	Washougal, Wash. .... 8	665	White Salmon Wash. 8	101	Wright, Minn. .... 15	1322	Wynne, Wash. .... 6	209
Sweet Briar, N. D. .... 2	1824	Tonopka, Minn. .... 17	1410	Valleyford, Wash. .... 8	101	Washtucna, Wash. .... 8	1067	White Salmon Wash. 8	101	Wright, Minn. .... 15	1322	Wynne, Wash. .... 6	209
Sweetwater, Ida. .... 55	1105	Toppensish, Wash. 6-56a	765	Vancouver, B. C. .... 62	68	Watah, Minn. .... 1	1080	White Salmon Wash. 8	101	Wright, Minn. .... 15	1322	Wynne, Wash. .... 6	209
Sylveston, N. D. .... 26	1653	Topside, Wis. .... 16	3925	Vancouver, B. C. .... 62	68	Waterloo, Mont. .... 42	4475	White Salmon Wash. 8	101	Wright, Minn. .... 15	1322	Wynne, Wash. .... 6	209
Sylvan, Minn. .... 15	1230	Toston, Mont. .... 4	1170	Vancouver, Wash. 7, 8	78	Waterman, Ore. .... 59	1978	White Salmon Wash. 8	101	Wright, Minn. .... 15	1322	Wynne, Wash. .... 6	209
Syre, Minn. .... 20	1148	Towarda, Wash. .... 62	322	Vancouver, Wash. 7, 8	78	Watson, Minn. .... 22	1001	White Salmon Wash. 8	101	Wright, Minn. .... 15	1322	Wynne, Wash. .... 6	209
Tacoma, Wash. 6, 7, 15, 55, 57, 64	67, 68, 69, 72	Tower City, N. D. .... 1	1194	Vancouver, Wash. 7, 8	78	Wauana, Ore. .... 73-A	1213	White Salmon Wash. 8	101	Wright, Minn. .... 15	1322	Wynne, Wash. .... 6	209
Taft, Mont. .... 49	3626	Townsend, Mont. .... 58	3833	Vancouver Jct. Wash. 68	62	Waukanha, Minn. .... 17	1213	White Salmon Wash. 8	101	Wright, Minn. .... 15	1322	Wynne, Wash. .... 6	209
Tamarack, Minn. .... 15	1290	Tramway, Ida. .... 58	1161	Vansycle, Ore. .... 59	1416	Waverly, Wash. .... 59	2127	White Salmon Wash. 8	101	Wright, Minn. .... 15	1322	Wynne, Wash. .... 6	209
Tammany, Mont. .... 49	1789	Trail Creek, Mont. .... 38	4748	Vashti, N. D. .... 27	1681	Wayland, Ore. .... 59	5096	White Salmon Wash. 8	101	Wright, Minn. .... 15	1322	Wynne, Wash. .... 6	209
Tappen, N. D. .... 2	1082	Tregloan, Mont. .... 40	4750	Veazie, N. D. .... 27	785	Weed, Mont. .... 4	2463	White Salmon Wash. 8	101	Wright, Minn. .... 15	1322	Wynne, Wash. .... 6	209
Tartar, Wis. .... 18	2512	Trident, Mont. .... 4	4045	Verndale, Minn. .... 1	22	Weeksville, Mont. .... 5	2463	White Salmon Wash. 8	101	Wright, Minn. .... 15	1322	Wynne, Wash. .... 6	209
Taylor, N. D. .... 2	2512	Trommald, Minn. .... 18	1232	Verona, N. D. .... 23	1408	Welch, Wash. .... 60	1495	White Salmon Wash. 8	101	Wright, Minn. .... 15	1322	Wynne, Wash. .... 6	209
Taylor Falls, Minn. .... 11	818	Troy, Ida. .... 54	121	Victor, Mont. .... 48	3414	Welch, Mont. .... 4	5706	White Salmon Wash. 8	101	Wright, Minn. .... 15	1322	Wynne, Wash. .... 6	209
		Tucker, Mont. .... 48	3457	Villard, Minn. .... 21	1380	Welland, Wash. .... 57	958	White Salmon Wash. 8	101	Wright, Minn. .... 15	1322	Wynne, Wash. .... 6	209
		Tulips, Wash. .... 64	19	Vining, Minn. .... 22	1408	Wellington, Col. .... 10	10	White Salmon Wash. 8	101	Wright, Minn. .... 15	1322	Wynne, Wash. .... 6	209
		Turab, Mont. .... 4	3336	Viola, Wash. .... 10	142	Wendover, Wyo. .... 10	142	White Salmon Wash. 8	101	Wright, Minn. .... 15	1322	Wynne, Wash. .... 6	209
						Wilsonville, Ore. .... 142		White Salmon Wash. 8	101	Wright, Minn. .... 15	1322	Wynne, Wash. .... 6	209

See page 77 for Table of Sleeping Car rates.

# A New and Better Way to See The Rocky Mountains

## Vacations Without A Care

One lump sum pays for your railroad ticket, Pullman fares, motor transportation, meals, lodging and sight-seeing! Three great national parks in the American Rockies! Interesting cities! Inspiring scenic regions!

Escorted tours will leave Chicago and St. Louis every week this summer and also will go from Kansas City, Omaha, St. Joseph and Lincoln. Everything is planned for you in advance. An escort accompanies each tour. You have nothing to do but have a good time!

Ask any Northern Pacific representative for details or write to



Yellowstone Park  
Glacier Park  
Scenic Colorado  
Rocky Mt. (Estes) Park

A. B. Smith, P. T. M.  
Northern Pacific Ry., St. Paul, Minn.

J. G. Delaplaine  
Manager of Burlington Tours, Burlington Bldg., Chicago



# Transcontinental Train Schedules and Equipment

## NORTH COAST LIMITED

No. 1 Daily—West	Miles	All Steel Trains		No. 2 Daily—East
		Ar	Tu.	
Su. 10 35 AM	0	Lv CHICAGO (C. B. & Q.)	Cent. Time Ar 9 25 AM	Wd.
" 10 55 PM	0	Lv ST. PAUL, via N. P. Ry.	" Ar 9 00 PM	Tu.
" 11 30 "	10	Lv MINNEAPOLIS	" Ar 8 23 "	"
Su. 5 30 PM	0	Lv DULUTH	" Ar 9 50 PM	Tu.
" 5 42 "	4	Lv SUPERIOR	" Ar 9 38 "	"
Mo. 6 03 AM	252	Ar Fargo	" Ar 1 59 PM	Tu.
" 8 48 "	344	Ar Jamestown	" Ar 11 38 AM	"
" 11 37 "	446	Ar Bismarck	" Ar 8 57 "	"
" 11 59 "	451	Ar Mandan	Mountain Time Ar 7 31 "	"
" 1 54 PM	561	Ar Dickinson	" Ar 4 43 "	"
" 5 05 "	667	Ar GLENDIVE	" Ar 1 15 "	"
" 7 25 "	746	Ar Miles City	" Ar 11 06 PM	Mo.
" 8 43 "	791	Ar Forsyth	" Ar 9 48 "	"
" 11 38 "	892	Ar Billings	" Ar 7 05 "	"
Tu. 2 53 AM	1008	Ar Livingston	" Ar 4 05 "	"
<b>During Park Season, June 18-Sept. 15</b>				
Tu. 11 15 AM	1062	Ar Gardiner (Yell. Park)	" Ar 11 45 AM	Mo.
Tu. 7 10 AM	1131	Ar Helena	" Ar 11 10 AM	Mo.
Tu. 7 20 AM	1128	Ar Butte	" Ar 11 35 AM	Mo.
" 10 30 "	1248	Ar Missoula	" Ar 8 05 "	"
" 5 35 PM	1505	Ar Spokane	Pacific Time Lv 10 50 PM	Su.
Wd. 7 00 AM	1885	Ar PORTLAND, via S.P. & S. Ry.	" Lv 9 30 AM	Su.
Tu. 9 55 PM	1651	Ar PASCO, via N. P. Ry.	" Lv 5 45 PM	"
Wd. 12 47 AM	1741	Ar YAKIMA	" Lv 3 30 "	"
" 2 13 "	1777	Ar ELLENSBURG	" Lv 2 25 "	"
" 7 00 "	1904	Ar SEATTLE	" Lv 9 30 AM	"
" 7 00 "	1901	Ar TACOMA	" Lv 9 20 "	"

EXAMPLE OF DAILY SCHEDULE

EXAMPLE OF DAILY SCHEDULE

## PACIFIC-ATLANTIC EXPRESS

No. 3 Daily—West	Miles	All Steel Trains		No. 4 Daily—East
		Ar	Tu.	
Su. 6 30 PM	0	Lv CHICAGO (C.B. & Q.)	Cent. Time Ar 7 55 PM	Wd.
Mo. 9 55 AM	0	Lv ST. PAUL, via N. P.	" Ar 7 40 AM	"
" 10 30 "	10	Lv MINNEAPOLIS	" Ar 7 10 "	"
Mo. 8 30 AM	0	Lv DULUTH	" Ar 9 36 AM	Wd.
" 8 42 "	4	Lv SUPERIOR	" Ar 9 18 "	"
Mo. 4 59 PM	252	Ar Fargo	" Ar 12 39 AM	Wd.
" 7 45 "	344	Ar Jamestown	" Ar 10 20 PM	Tu.
" 10 46 "	446	Ar Bismarck	" Ar 7 28 "	"
" 10 10 "	451	Ar Mandan	Mountain Time Lv 7 10 "	"
Tu. 1 17 AM	561	Ar Dickinson	" Ar 3 01 "	"
" 4 30 "	667	Ar Glendive	" Ar 11 39 AM	"
" 6 50 "	746	Ar Miles City	" Ar 9 25 "	"
" 8 10 "	791	Ar Forsyth	" Ar 8 10 "	"
" 11 10 "	892	Ar Billings	" Ar 5 30 "	"
" 2 40 PM	1008	Ar Livingston	" Ar 2 32 "	"
<b>During Park Season, June 18-Sept. 15</b>				
Tu. 5 15 PM	1062	Ar GARDINER (Yell. Park)	" Lv 7 30 PM	Mo.
Tu. 7 50 PM	1128	Ar Butte	" Lv 9 45 PM	Mo.
Tu. 4 35 PM	1057	Ar LOGAN	" Lv 12 32 AM	Tu.
" 6 55 "	1131	Ar Helena	" Ar 10 10 PM	Mo.
" 10 55 "	1248	Ar MISSOULA	" Ar 6 25 "	"
Wd. 6 55 AM	1505	Ar SPOKANE	Pacific Time Lv 8 50 AM	"
" 11 20 "	1651	Ar PASCO	" Lv 3 50 "	"
Wd. 7 00 PM	1885	Ar PORTLAND, S. P. & S. Ry.	" Lv 8 00 PM	Su.
Wd. 2 40 PM	1741	Lv YAKIMA	" Lv 1 28 AM	Mo.
" 3 55 "	1777	Ar ELLENSBURG	" Lv 12 22 "	Mo.
" 8 45 "	1904	Ar SEATTLE	" Lv 7 30 PM	Su.
" 8 45 "	1901	Ar TACOMA	" Lv 7 25 "	"

EXAMPLE OF DAILY SCHEDULE

EXAMPLE OF DAILY SCHEDULE

### TRAIN No. 1

Via C. B. & Q. Chicago to St. Paul, Nor. Pac. Ry. St. Paul-Minneapolis to Seattle-Tacoma-Portland, via Butte and Spokane.

Connections at Staples from Duluth-Superior; at Logan for Helena. Observation Club Car (Barber, valet, maid, ladies' lounge, buffet, two shower baths);—

Chicago to Seattle. Spokane to Portland (via S. P. & S.).

**Standard Sleeping Cars:**—Chicago to Seattle 10 Sec., 2 Comp., D. R., Chicago to Portland 10 Sec., 2 Comp., D. R. (S. P. & S. Spokane to Portland). St. Paul-Minneapolis to Tacoma, 14 Sec. D. R. Staples to Fargo (from Duluth-Superior). Billings to Helena (on 221 Logan to Helena) Spokane to Portland (via S. P. & S.).

**Tourist Sleeping Cars:**—Chicago to Seattle. Connecting Car (via S. P. & S.) Spokane to Portland.

**Dining Car:**—Chicago to Seattle. Spokane to Portland (via S. P. & S.).

**Cafe Car:**—Logan to Helena.

**Coaches:**—Chicago to Seattle (Connecting Car Auburn to Tacoma). Logan to Helena. Spokane to Portland (via S. P. & S.).

At Tacoma and Seattle, passengers may remain in sleeping cars until 8:00 a. m.; at Portland, until 7:30 a. m.

### TRAIN No. 2

Via Northern Pacific Ry. Seattle-Tacoma via Spokane and Butte to Minneapolis-St. Paul, C. B. & Q. R. R. St. Paul to Chicago.

Connections at Spokane from Portland, at Logan from Helena, at Staples for Duluth-Superior.

Observation Club Car (Barber, valet, maid, ladies' lounge, buffet, two shower baths);—Seattle to Chicago. (Via S. P. & S.) Portland to Spokane.

**Standard Sleeping Cars:**—Seattle to Chicago, 10 Sec., 2 Comp., D. R., Portland to Chicago, 10 Sec., 2 Comp., D. R. (via S. P. & S. Portland to Spokane). Tacoma to Chicago, 14 Sec., D. R. Seattle to St. Paul, 12 Sec. D. R. Spokane to Butte 12 Sec. D. R.

**Tourist Sleeping Car:**—Seattle to Chicago.

**Dining Car:**—Seattle to Chicago. Connecting Car Portland to Spokane (via S. P. & S.).

**Cafe Car:**—Helena to Logan. Staples to Superior-Duluth.

**Coaches:**—Seattle to Chicago (Connecting Car Tacoma to Auburn). Portland to Spokane (via S. P. & S.).

### TRAIN No. 3

St. Paul-Minneapolis to Seattle-Tacoma-Portland, via Helena and Spokane.

Connection at Staples from Duluth-Superior; at Logan for Butte; at Pasco for Portland, via S. P. & S. Ry.

Through sleeping car, Chicago to Seattle.

Lounge Car:—St. Paul-Minneapolis to Seattle.

Observation Club Car:—Spokane to Portland (via S. P. & S.).

**Standard Sleeping Cars:**—Chicago to Seattle 12 Sec. D. R. (on C. B. & Q. train No. 47 Chicago to St. Paul), St. Paul to Seattle, Connecting Car to Tacoma. Butte to Spokane (on No. 257 Butte to Missoula). 12 Sec. D. R.

**Tourist Sleeping Car:**—St. Paul to Seattle. Connecting Car Spokane to Portland (via S. P. & S.).

**Dining Car:**—St. Paul to Seattle. (Car open in St. Paul at 7:30 a. m.)

**Cafe Car:**—Duluth-Superior to Staples. Logan to Butte (on No. 219).

**Coaches:**—St. Paul to Seattle (Connecting Car Auburn to Tacoma).

### TRAIN No. 4

Seattle-Tacoma, via Spokane and Helena, to Minneapolis-St. Paul. Connection at Spokane from Portland, via S. P. & S. Ry., at Logan from Butte; at Staples for Duluth-Superior.

Lounge Car:—Seattle to Minneapolis-St. Paul.

Observation Club Car:—Portland to Spokane (via S. P. & S.).

**Standard Sleeping Cars:**—Seattle to St. Paul 12 Sec. D. R. Seattle to Spokane, 12 Sec. D. R. Seattle to Walla Walla, 12 Sec. D. R. Connecting Car from Tacoma. Portland to Spokane (via S. P. & S.), Helena to Billings, 12 Sec. D. R. Fargo to St. Paul-Minneapolis, 14 Sec. D. R.

**Tourist Sleeping Car:**—Seattle to St. Paul.

**Dining Car:**—Seattle to St. Paul. Connecting Car Portland to Spokane (via S. P. & S.).

**Coaches:**—Seattle to St. Paul (Connecting Car Tacoma to Auburn). Portland to Spokane (via S. P. & S.).

### EQUIPMENT

Observation Club Car. Barber, valet, buffet, bath. Chicago to Livingston.

**Standard Sleeping Cars.**

Chicago to Gardiner. (10 Sec. D. R., 2 Comp.) Chicago to Cody. (10 Sec. D. R., 2 Comp.) St. Paul-Mpls. to Gardiner. (12 Sec. D. R.)

**Dining Car.** Chicago to Billings.

**Open Side Observation Cars.** Livingston to Gardiner.

### YELLOWSTONE PARK COMET

Westbound (Daily June 16 to Sept. 15) Eastbound (Daily June 20 to Sept. 19)

West		Daily During Park Season, June 18-Sept. 15		East	
Su.	Miles	Ar	Tu.	Ar	Tu.
10 35 AM	0	Lv Chicago (C. B. & Q.)	7 55 PM	Ar	11 30 AM
11 00 PM	0	Lv St. Paul (via N. P. Ry.)	7 15 AM	Ar	11 00 PM
11 35 "	10	Lv Minneapolis	6 45 "	Ar	10 35 "
5 30 PM	0	Lv Duluth	9 30 AM	Ar	9 30 AM
5 42 "	0	Lv Superior	9 18 "	Ar	9 18 "
6 31 AM	252	Lv Fargo	11 38 AM	Ar	11 38 AM
11 58 PM	892	Ar Billings	3 30 AM	Ar	3 30 AM
7 15 AM		Ar Cody	8 30 PM	Ar	8 30 PM
3 03 AM	1008	Ar Livingston	12 01 AM	Ar	12 01 AM
9 00 "	1008	Lv "	9 45 PM	Ar	9 45 PM
11 15 "	1062	Ar Gardiner	7 30 "	Ar	7 30 "

### EQUIPMENT

Observation Club Car. Barber, valet, buffet, bath. Livingston to St. Paul.

**Standard Sleeping Cars.**

Gardiner to Chicago. (10 Sec. D. R., 2 Comp.) Gardiner to Mpls.-St. Paul. (12 Sec. D. R.) Cody to Chicago. (10 Sec. D. R., 2 Comp.)

**Dining Cars.** Billings to Chicago.

**Open Side Observation Cars.** Gardiner to Livingston.



# Transcontinental Train Schedule and Equipment

## PUGET SOUND—MISSISSIPPI VALLEY LIMITED

EXAMPLE OF DAILY SCHEDULE

No. 41 Daily—West	Miles	All Steel Trains.		No. 42 Daily—East
Su. 9 01 PM	.....	(Via C. B. & Q. R. R.)	Cent. Time	Ar 7 19 AM
Mo. 7 30 AM	0	Lv St. Louis (via Hannibal)	"	Th. 8 45 PM
Su. 11 55 PM	279	Ar KANSAS CITY (via Hannibal)	"	Wd. 7 35 AM
Mo. 7 35 AM	.....	Lv St. Louis (via Mexico)	"	Th. 11 55 PM
Mo. 10 30 AM	.....	Ar KANSAS CITY	"	Wd. 8 45 PM
Mo. 12 50 PM	.....	Lv St. Joseph	"	Ar 6 25 PM
" 5 35 "	5	Ar Lincoln	"	Wd. 1 45 "
" 4 25 "	33	Lv Omaha	"	Ar 3 30 "
Mo. 7 15 PM	0	Lv DENVER	Mountain Time	Ar 8 00 AM
Tu. 9 00 PM	1329	Ar BILLINGS	"	Wd. 7 00 AM
Wd. 9 15 AM	1443	Ar CODY (Yell. Park)	"	Mo. 8 30 PM
Tu. 10 00 PM	1329	Lv BILLINGS (via N. P. Ry.)	"	Th. 6 30 AM
Wd. 1 30 AM	1444	Ar Livingston	"	Wd. 2 53 "
Wd. 11 15 AM	1485	Ar Gardiner (Yell. Park) (Dis. Sept. 19)	Lv 7 30 PM	Mo. 7 30 PM
Wd. 7 10 AM	1568	Ar Helena	Mountain Time	Mo. 10 10 PM
Wd. 7 00 AM	1565	Lv Butte	"	Lv 9 45 PM
" 7 35 PM	1944	Ar SPOKANE	Pacific Time	Lv 7 55 AM
Th. 7 00 AM	2322	Ar PORTLAND, S. P. & S. Ry.	"	Lv 8 00 PM
Wd. 11 55 PM	2088	Lv Pasco	"	Mo. 2 40 AM
Th. 3 00 AM	2183	Lv Yakima	"	Su. 11 20 PM
" 4 25 "	2209	Lv Ellensburg	"	Wd. 10 10 "
" 5 10 "	2260	Lv Cle Elum	"	Wd. 9 10 "
" 9 00 "	2344	Ar SEATTLE	"	Lv 5 00 "
" 9 00 "	2340	Ar TACOMA	"	Lv 4 50 "

EXAMPLE OF DAILY SCHEDULE

### TRAIN No. 41

St. Louis, Kansas City, Omaha, Lincoln and Denver, via Billings and Butte to Seattle-Tacoma, Portland and Puget Sound points via C. B. & Q.-Nor. Pac. and S. P. & S. Ry.

Connection at Logan for Helena.

Observation Sleeping Car:—Kansas City to Seattle. (Connecting Car to Tacoma.)

Standard Sleeping Cars: Denver to Butte, 16 Sec. Spokane to Seattle, 12 Sec. D. R. Spokane to Yakima, 12 Sec. D. R. Pasco to Seattle (from Walla Walla), 12 Sec. D. R. Spokane to Portland (via S. P. & S.).

Dining Car:—St. Louis to Seattle. Spokane to Portland (via S. P. & S.).

Free Reclining Chair Car:—St. Louis to Seattle.

Cafe Car:—St. Louis to Kansas City, Logan to Helena.

Coaches:—St. Louis to Kansas City. Kansas City to Seattle (Connecting Car to Tacoma). Logan to Helena. Spokane to Portland (via S. P. & S.).

### TRAIN No. 42

Seattle-Tacoma and Puget Sound points, via Spokane, Butte and Billings to Denver, Lincoln, Kansas City, Omaha and St. Louis, Northern Pacific and C. B. & Q. R. R.

Connection to and from Helena; and at Spokane from Portland via S. P. & S.

Observation Sleeping Car:—Seattle to Kansas City.

Standard Sleeping Cars:—Yakima to Spokane, Portland to Spokane (via S. P. & S.). Butte to Denver.

Dining Car:—Seattle to Kansas City. Portland to Spokane (via S. P. & S.).

Free Reclining Chair Car:—Seattle to St. Louis.

Coaches:—Seattle to Kansas City (Connecting Car from Tacoma). Portland to Spokane (via S. P. & S.).

Ⓞ New daily train commencing June 18.

## YELLOWSTONE PARK SERVICE FROM PACIFIC COAST

No. 42 Daily	No. 4 Daily	All Steel Trains.		41 Daily
Sun. 5 00 PM	.....	Lv Seattle	Ar 9 00 AM	Tue.
Sun. 4 50 PM	.....	" Tacoma	Ar 9 00 AM	Tue.
Mo. 7 55 AM	8 00 PM	" Portland (via S. P. & S.)	Ar 7 00 AM	Tue.
Mo. 9 45 PM	8 50 AM	" Spokane	Ar 7 35 PM	Mo.
Mo. 10 10 PM	9 45 PM	Ar Butte	Ar 6 45 AM	Mo.
Mo. 10 10 PM	10 10 PM	Ar Helena	Ar 7 10 AM	Mo.
Tu. 11 15 AM	Tu. 11 15 AM	Ar Gardiner (Yell. Park)	Lv 7 30 PM	Su.
		During Park Season June 18-Sept. 15		

YELLOWSTONE PARK EQUIPMENT—During Park Season, June 18-Sept. 15.

TRAIN No. 42—Standard Sleeping Cars:—Seattle to Gardiner, Gardiner to Kansas City, 12 Sec. D. R.

TRAIN No. 4—Standard Sleeping Cars:—Portland to Gardiner, 12 Sec. D. R.

# Equipment of Local Trains East and South

No. 8—Eastern Express—Daily  
Standard Sleeping Car:—Jamestown to Minneapolis-St. Paul, 14 Sec. D. R. Fargo to Duluth-Superior. (On No. 58 Staples to Duluth-Superior.)  
Coaches:—Glendive to Minneapolis-St. Paul.

No. 32-10—Bemidji to St. Paul.  
Coaches:—Bemidji to Minneapolis-St. Paul.

No. 12-34—Brainerd and International Falls Express—Daily  
Standard Sleeping Car:—International Falls to Minneapolis-St. Paul.  
Observation Cafe Car:—Brainerd to St. Paul.  
Coaches:—International Falls to Minneapolis-St. Paul.

No. 14—Manitoba Limited—Daily  
Observation Parlor Car, Dining Car, Coaches:—Winnipeg to Mpls.-St. Paul

No. 56—Staples and Duluth-Superior—Daily  
Observation Cafe Car:—Staples to Duluth-Superior.  
Coaches:—Staples to Duluth-Superior.

No. 58—Staples and Duluth-Superior—Daily  
Standard Sleeping Car:—Fargo to Duluth-Superior. (On No. 8 Fargo to Staples.)  
Cafe Observation Car Coaches:—Staples to Duluth-Superior.

No. 59—Lake Superior Limited—Daily  
Observation Car, Parlor and Dining Car, Coaches:—Duluth-Superior to St. Paul-Mpls.

No. 61—Twin Ports-Twin City Local—Ex. Sunday  
Parlor-Observation Cafe Car, Coaches:—Duluth-Superior to St. Paul-Minneapolis.

No. 63—Twin Ports-Twin City—Daily  
Observation Cafe and Parlor Car, Coaches:—Duluth-Superior to St. Paul-Minneapolis.

No. 65—Twin Ports-Twin City Express—Daily  
Standard Sleeping Car:—Duluth to Minneapolis. Duluth to St. Paul Ready for occupancy at Duluth at 9:00 p. m. and passengers may remain at St. Paul and Minneapolis until 8:00 a. m.  
Coaches:—Duluth-Superior to St. Paul-Minneapolis.

No. 256—Missoula to Butte  
Coaches:—Missoula to Butte.

No. 334—Spokane Limited—Daily  
Standard Sleeping Car:—Tacoma to Yakima. Seattle to Yakima. Sleeping cars ready for occupancy at Tacoma and Seattle at 9:30 p. m.  
Coaches:—Seattle to Spokane.

No. 347—Pasco and Walla Walla—Daily  
Standard Sleeping Car:—Seattle to Walla Walla. (On No. 4 Seattle to Pasco.)  
Coaches:—Pasco to Walla Walla.

## Equipment of Local Trains West and North

No. 7—St. Paul to Glendive—Daily  
Standard Sleeping Cars:—St. Paul-Minneapolis to Fargo, 14 Sec. D. R. St. Paul-Minneapolis to Jamestown, (14 Sec. D. R.) Ready for occupancy at St. Paul at 9:30 p. m. and passengers may remain in car at Fargo until 8:00 a. m.  
Coaches:—St. Paul-Minneapolis to Glendive.

No. 9-31—St. Paul to Bemidji.  
Coaches:—St. Paul-Minneapolis to Bemidji.

No. 11-33—Brainerd and International Falls Express—Daily  
Standard Sleeping Car:—St. Paul-Minneapolis to International Falls. (12 Sec. D. R.)  
Observation Cafe Car:—St. Paul to Brainerd.

No. 13—Manitoba Limited—Daily  
Observation Parlor Car, Dining Car, Coaches:—St. Paul-Minneapolis to Winnipeg.

No. 55—Duluth-Superior and Staples.  
Observation Cafe Car Coaches:—Duluth, Superior to Staples.

No. 57—Duluth-Superior and Staples—Daily  
Standard Sleeping Car:—Duluth-Superior to Fargo. (On No. 1 Staples to Fargo.) Passengers may remain in sleeping car at Fargo until 8:00 a. m.

Cafe Observation Car Coaches:—Duluth-Superior to Staples.

No. 60—Lake Superior Limited—Daily  
Observation Car, Parlor and Dining Car, Coaches:—Minneapolis-St. Paul to Duluth-Superior.

No. 62—Twin City-Twin Ports Local—Ex. Sunday  
Parlor-Observation Cafe Car, Coaches:—Minneapolis-St. Paul to Duluth-Superior.

No. 64—Twin City-Twin Ports—Daily  
Observation Cafe and Parlor Car, Coaches:—St. Paul-Minneapolis to Duluth-Superior.

No. 66—Twin City-Twin Ports Express—Daily  
Standard Sleeping Car:—St. Paul to Duluth. Minneapolis to Duluth. Sleeping cars are ready for occupancy at St. Paul and Minneapolis at 9:00 p. m. and passengers may remain in them at Duluth until 8:00 a. m.

Coaches:—Minneapolis-St. Paul to Duluth-Superior.

No. 257—Butte to Missoula  
Standard Sleeping Car:—Butte to Spokane. (On No. 3 from Missoula.)  
Coaches:—Butte to Missoula.

No. 348—Walla Walla and Pasco—Daily  
Standard Sleeping Car:—Walla Walla to Seattle. (On No. 41 Pasco to Seattle.)  
Coaches:—Walla Walla to Pasco.

No. 333—Spokane to Seattle  
Coaches:—Spokane to Seattle.

Standard Sleeping Car:—Yakima to Tacoma. Yakima to Seattle.

No. 337—Yakima to Seattle-Tacoma—Daily  
Coaches:—Yakima to Seattle.









# Pioneer Line in the Northwest



## Transcontinental Train Schedules

WEST—READ DOWN					MAIN LINE			EAST—READ UP					REFERENCE NOTES		
141	135	7	3	Comet	1	Miles from St. Paul	TABLE 2		2	Comet	4	8		136	142
Ex.Sun. AM	Ex.Sun. PM	Daily AM	Daily PM	Daily AM	Daily AM		Central Time.	2	Daily PM	Daily PM	Daily PM	Ex.Sun. AM		Ex.Sun. PM	
10 15	8 02	9 57	6 44	8 05	7 45	310	Lv. Valley City	Ar	12 32	10 08	11 14	7 52	7 18	6 05	
f 10 27	f 8 17	—	—	—	—	314	..... Berea	—	—	—	—	—	f 7 05	f 5 55	
f 10 33	f 8 23	—	—	—	—	317	..... Hobart	—	—	—	—	—	f 7 00	f 5 50	
10 40	8 31	10 24	7 07	—	—	320	..... Sanborn 25	North Coast Limited	Daily	—	—	7 28	6 53	5 42	
To	f 8 43	10 45	—	—	—	326	..... Eckelson	—	After	—	—	7 16	6 41	—	
Mc-	f 8 52	f 10 45	—	—	—	330	..... Urbana	—	June 20	—	—	f 7 07	f 6 31	From	
Henry	f 9 00	10 53	—	—	—	333	..... Spiritwood	—	—	—	—	f 7 00	6 23	Staples	
Table	f 9 14	f 11 06	—	—	—	339	..... Bloom	—	—	—	—	6 50	f 6 10	Henry	
No. 25	9 25	11 35	7 45	9 08	8 48	344	Ar. Jamestown 15, 26, 27, 28, 29	Lv	11 38	9 15	10 20	6 40	6 00	Table	
		11 52	7 55	9 13	8 53	344	Lv. Jamestown 15, 26, 27, 28, 29	Ar	11 33	9 10	10 10	6 07	—	No. 25	
		12 12	—	—	—	351	..... Eldridge	—	—	Comet	—	5 50	—	—	
		12 19	—	—	—	360	..... Windsor	—	—	All	—	5 33	—	—	
		12 35	Pacific Express	—	—	364	..... Cleveland	—	—	Pullman	—	5 25	—	—	
		12 51	—	—	—	373	..... Medina	—	—	Train	—	5 07	—	—	
		1 04	—	—	—	382	..... Crystal Springs	—	—	No	—	4 50	—	—	
		1 11	9 34	f 10 39	f 10 29	389	..... Tappen	—	—	Coaches	—	4 36	—	—	
		1 52	—	—	—	394	..... Dawson	—	—	—	—	4 24	—	—	
		2 06	—	—	—	402	..... Steele	—	f 10 03	7 22	8 37	4 07	—	—	
		2 19	—	—	—	413	..... Driscoll	—	—	—	—	3 48	—	—	
		2 29	—	—	—	421	..... Sterling	—	—	—	—	3 32	—	—	
		2 39	—	—	—	427	..... McKenzie 29	—	—	—	—	3 17	—	—	
		3 02	10 54	11 52	11 42	433	..... Burleigh	—	—	—	—	3 02	—	—	
		3 20	10 54	11 52	11 42	438	..... Apple Creek	—	—	—	—	f 2 51	—	—	
		3 40	11 10	12 29	12 09	446	Lv. Bismarck 15	Lv	8 57	6 18	7 28	2 34	—	—	
			11 20	12 29	12 09	451	Ar. Mandan	Lv	8 41	6 00	7 10	2 17	—	—	
						451	Lv. Mandan	Ar	8 31	5 50	7 00	2 07	—	—	
						451	"Mountain" time west								
		2 40	10 20	11 29	11 09	451	Lv. Mandan	Ar	7 31	4 50	6 00	1 07	—	—	
		2 46	—	—	—	454	..... Sunny	—	—	—	—	f 1 00	—	—	
		2 56	—	—	—	460	..... Lyons	—	—	—	—	f 12 49	—	—	
		3 09	—	—	—	467	..... Sweet Briar	—	—	—	—	12 34	—	—	
		3 20	—	—	—	473	..... Judson	—	—	—	—	12 21	—	—	
		3 26	—	—	—	476	..... Sedalia	—	—	—	—	f 12 15	—	—	
		3 33	f 11 05	—	—	479	..... New Salem	—	f 4 01	f 5 16	12 08	—	—	—	
		3 40	—	—	—	483	..... Blue Grass	—	—	—	f 11 59	—	—	—	
		3 47	—	—	—	487	..... Sims	—	—	—	—	11 47	—	—	
		4 07	—	—	—	492	..... Almont	—	—	—	—	11 38	—	—	
		4 19	—	—	—	497	..... Curlew	—	—	—	—	f 11 28	—	—	
		4 30	f 11 52	—	—	504	..... Kurtz	—	—	—	—	f 11 16	—	—	
		4 42	—	—	—	509	..... Glennen	—	f 3 10	f 4 30	11 07	—	—	—	
		4 58	f 12 13	—	—	515	..... Eagle Nest	—	—	—	f 10 57	—	—	—	
		5 06	—	—	—	522	..... Hebron	—	f 2 47	f 4 07	10 44	—	—	—	
		5 18	—	—	—	525	..... Knife River	—	—	—	f 10 37	—	—	—	
		5 31	f 12 40	—	—	531	..... Antelope	—	—	—	f 10 27	—	—	—	
		5 43	—	—	—	536	..... Richardson	—	f 2 20	f 3 43	10 16	—	—	—	
		5 54	—	—	—	542	..... Taylor	—	—	—	f 10 06	—	—	—	
		6 00	—	—	—	546	..... Boyle	—	—	—	f 9 56	—	—	—	
		6 15	—	—	—	550	..... Gladstone	—	—	—	9 51	—	—	—	
		6 25	1 17	2 14	1 54	556	..... Lehigh	—	—	—	9 39	—	—	—	
		6 45	1 27	2 21	2 01	561	Ar. Dickinson	Lv	4 43	1 35	3 01	9 30	—	—	
		6 53	—	—	—	561	Lv. Dickinson	Ar	4 36	1 30	2 51	9 20	—	—	
		7 03	—	—	—	565	..... Eland	—	—	—	—	f 9 12	—	—	
		7 13	—	—	—	571	..... South Heart	—	—	—	—	9 03	—	—	
		7 24	f 1 59	—	—	576	..... Zenith	—	—	—	—	8 53	—	—	
		7 39	—	—	—	581	..... Belfield	—	f 12 56	f 2 15	8 43	—	—	—	
		7 50	—	—	—	587	..... Fryburg	—	—	—	8 32	—	—	—	
		7 58	—	—	—	592	..... Sully Springs	—	—	—	f 8 20	—	—	—	
		8 09	2 34	3 26	3 06	596	..... Scoria	—	—	—	f 8 13	—	—	—	
		8 24	—	—	—	601	..... Medora	—	f 3 28	12 20	1 40	8 03	—	—	
		8 34	—	—	—	607	..... Rider	—	—	—	—	f 7 53	—	—	
		8 44	h 3 03	—	—	612	..... Demores	—	—	—	—	f 7 43	—	—	
		8 52	—	—	—	617	..... Sentinel Butte	—	—	—	11 50	1 11	—	—	
		9 02	3 16	4 10	3 50	621	..... Chama	—	—	—	—	f 7 27	—	—	
		9 14	—	—	—	626	..... Beach, No. Dak. 32	—	2 40	11 34	12 57	7 17	—	—	
		9 24	h 3 32	4 26	4 06	631	..... Yates, Mont.	—	—	—	—	f 7 06	—	—	
		9 34	—	—	—	636	..... Wibaux	—	2 19	11 15	12 38	6 57	—	—	
		9 41	—	—	—	640	..... Beaver Hill	—	—	—	—	f 6 50	—	—	
		9 47	—	—	—	644	..... Heckman	—	—	—	—	f 6 41	—	—	
		9 57	—	—	—	647	..... Hodges	—	—	—	—	f 6 35	—	—	
		f 10 06	—	—	—	652	..... Iona	—	—	—	—	f 6 26	—	—	
		f 10 17	—	—	—	657	..... Allard	—	—	—	—	f 6 18	—	—	
		10 30	4 30	5 25	5 05	662	..... Curry	—	—	—	—	f 6 10	—	—	
						667	Ar. Glendive 33	Lv	1 15	10 15	11 39	6 00	—	—	

### REFERENCE NOTES

- A. M. time shown in light face type.
- P. M. time shown in bold face type.
- y Will stop at Casselton to discharge passengers from Duluth-Superior, St. Paul, Minneapolis and points east and will stop on signal to pick up passengers for Bismarck and points west where scheduled to stop, also to discharge passengers from Fargo enroute to points north on the Great Northern.
- z Stop to discharge passengers from Glendive and points west and to pick up passengers for Bismarck and points east where scheduled to stop.
- † Stops to discharge passengers only.
- ‡ Stops to discharge passengers from points south of La Crosse and will pick up passengers from points where scheduled to stop to Jamestown and west where scheduled to stop and will handle coach passengers from points where scheduled to stop to Valley City and west where scheduled to stop.
- § Regular stop—On Sundays will pick up passengers for Sanborn.
- ① Flag stop daily except Sunday. Full stop on Sundays and Holidays.
- ② Stops on flag Sundays only to pick up passengers for Moorhead, Fargo and points west where No. 3 is scheduled to stop.









# Pioneer Line in the Northwest



## Transcontinental Train Schedules

WEST—READ DOWN				MAIN LINE				EAST—READ UP					
				TABLE 4									
	219 Daily PM	41 Daily AM	3 Daily PM	1 Daily AM	Miles from St. Paul			2 Daily PM	4 Daily AM	42 Daily AM	220 Daily AM		
	3 25	2 55	3 55	4 00	1033	Lv	Bozeman	2 52	1 17	1 17	11 00		
	f 3 33	—	—	4 00	1037	Lv	Story	—	—	—	f 10 49		
	3 45	f 3 11	a 4 11	—	1042	Lv	Belgrade	bn12 57	f 12 51	f 12 51	10 38		
	f 3 56	—	—	—	1047	Lv	Central Park	—	—	—	f 10 27		
	4 04	f 3 26	a 4 26	—	1052	Lv	Manhattan	bn12 42	f 12 35	f 12 35	10 20		
	4 15	3 35	4 35	4 33	1057	Ar	Logan 41	2 07	12 32	12 25	10 10		
	235 Daily	221 Daily	—	221 Daily	—	—	—	222 Daily	—	—	236 Daily		
	5 45	4 50	4 40	4 50	1057	Lv	Logan 41	1 45	12 27	—	10 05		
	f 5 57	5 01	d 4 51	f 5 01	1063	Lv	Trident	f 1 31	w 12 15	—	9 53		
	f 6 05	f 5 08	—	f 5 08	1067	Lv	Relkap	—	—	—	f 9 45		
	f 6 13	f 5 15	—	f 5 15	1071	Lv	Clarston	f 1 14	—	—	f 9 37		
	f 6 25	5 26	—	5 26	1077	Lv	Lombard	1 02	11 50	—	f 9 26		
	f 6 37	—	—	—	1083	Lv	Brewer	f 12 48	—	—	—		
	f 6 43	5 42	f 5 32	5 42	1093	Lv	Holker	No. 2's	f 11 32	—	9 09		
	f 6 54	—	—	—	1097	Lv	Townsend	Connec- tion from Helena	—	—	f 8 58		
	f 7 05	6 00	f 5 51	6 00	1098	Lv	Lewark	—	—	11 12	8 49		
	f 7 13	f 6 07	—	No. 1's	1100	Lv	Crow	—	—	—	f 8 43		
	7 41	f 6 33	Pacific Express	Connec- tion	1106	Lv	Winston	11 53	Atlantic Express	—	f 8 34		
	f 7 58	f 6 42	—	f 6 42	1115	Lv	Placer	—	—	—	8 25		
	8 11	f 6 52	—	f 6 52	1120	Lv	Louisville	f 11 32	—	—	f 8 17		
	8 20	7 02	—	7 02	1126	Lv	East Helena	11 19	—	—	f 8 05		
	—	7 10	6 55	7 10	1131	Ar	15, 46, 47 Helena, 48, 49	11 10	10 10	—	7 53		
	287 Daily	—	7 05	—	1131	Lv	15, 46, 47 Helena, 48, 49	—	10 00	—	288 Daily		
	6 40	—	—	—	1139	Lv	Birdseye	—	—	—	12 15		
	f 6 57	—	—	—	1144	Lv	Abstin	—	—	—	f 11 55		
	7 12	No. 41	—	—	1148	Lv	Weed	—	—	No. 42	11 44		
	f 7 22	Runs	—	—	1149	Lv	Skyline	No. 2	—	Runs	f 11 35		
	f 7 30	Via	—	—	1151	Lv	Blossburg	runs	—	Via	f 11 29		
	f 7 38	Butte	f 8 30	—	1160	Lv	Elliston	via	f 8 51	Butte	11 23		
	f 7 54	—	—	—	1165	Lv	Gilbert	—	—	—	11 01		
	f 8 02	—	—	—	1169	Lv	Avon	f 8 32	—	—	f 10 51		
	8 10	—	—	—	1175	Lv	Bradley	—	—	—	10 42		
	f 8 21	—	—	—	1182	Ar	Garrison	8 05	—	—	f 10 30		
	8 35	—	—	—	—	—	—	—	—	—	10 15		
Mixed 237 Tu., Th. & Sat.	219 PM	—	219 PM	—	1057	Lv	Logan 41	2 05	12 17	12 17	9 50	Mixed 238 Tu., Th. & Sat.	—
1 35	4 45	3 40	4 45	4 33	1063	Lv	Three Forks	—	12 06	12 06	9 38	8 35	
f 1 47	4 58	f 3 52	4 58	—	1070	Lv	Willow Creek	g 1 35	f 11 56	f 11 56	9 27	f 8 22	
f 2 00	5 10	f 4 02	5 10	—	1076	Lv	Sappington 41	—	—	—	9 15	f 8 13	
f 2 12	5 23	—	5 23	—	1080	Lv	Hubbard	—	—	—	—	f 8 10	
2 30	—	—	—	—	1083	Lv	Dannor	—	—	—	—	f 7 57	
—	f 5 36	—	f 5 36	—	1084	Lv	Lime Spur	—	—	—	—	7 35	
—	f 5 38	—	f 5 38	—	1088	Lv	Cardwell	—	—	—	—	—	
—	5 46	—	5 46	—	1095	Lv	Whitehall 42	—	—	—	—	—	
—	6 00	4 50	6 00	a 5 36	1102	Lv	Pipestone	—	—	—	—	—	
—	6 18	—	6 18	—	1107	Lv	Spire Rock	—	—	—	—	—	
—	f 6 36	—	f 6 36	—	1112	Lv	Welch	—	—	—	—	—	
—	f 6 55	—	f 6 55	—	1117	Lv	Lewis	—	—	—	—	—	
—	7 21	—	7 21	—	1127	Lv	Homestake	—	f 10 24	f 10 24	7 51	—	
—	f 7 45	—	f 7 45	—	1128	Ar	M. U. Transfer	—	—	—	f 7 15	256 Daily	
—	7 50	6 45	7 50	7 20	1128	Ar	15, 41, 42 Butte, 43, 44, 45	11 45	9 45	9 45	7 10	12 15	
—	6 25	7 09	—	7 30	1128	Lv	45, 41, 42 Butte, 49, 48, 47	11 35	—	9 30	—	f 11 57	
—	f 6 38	f 7 13	—	—	1135	Lv	Silver Bow	—	—	—	—	11 38	
—	—	—	—	—	1136	Lv	Ross	—	—	—	—	f 11 34	
—	6 51	7 26	—	7 56	1142	Lv	Durant 43	—	—	f 8 59	—	11 29	
—	f 6 54	—	—	—	1144	Lv	Gregson	—	—	—	—	11 13	
—	f 6 59	—	No. 3	—	1146	Lv	Stuart	No. 4	—	Runs	f 8 35	11 06	
—	7 12	7 46	Runs	—	1153	Lv	Warm Springs	r 10 42	f 8 35	—	—	11 09	
—	f 7 18	—	Via	—	1156	Lv	Galen	Helena	—	x 8 30	—	10 56	
—	f 7 24	x 7 50	Helena	—	1160	Lv	Race Track	—	—	—	—	10 50	
—	f 7 26	—	—	—	1161	Lv	Dempsey	—	—	—	—	10 40	
—	7 40	—	—	—	1169	Lv	Deer Lodge	10 15	—	—	—	10 28	
—	f 7 50	8 11	—	f 8 39	1174	Lv	Kohr	—	—	8 02	—	10 15	
—	8 00	8 30	—	—	1180	Ar	Garrison	9 52	—	—	7 38	10 10	
—	8 05	8 37	9 14	8 58	1180	Lv	Garrison	9 48	8 00	7 32	—	9 57	
—	8 18	f 8 51	c 9 25	8 59	1187	Lv	Gold Creek	—	—	—	—	9 35	
—	8 40	9 14	m 9 43	—	1200	Lv	Drummond 44	9 17	n 7 34	7 06	—	f 9 25	
—	f 8 50	—	—	—	1206	Lv	Hell Gate	—	—	—	—	f 9 17	
—	8 58	9 38	c 9 58	—	1210	Lv	Beermouth	—	—	f 6 51	—	f 9 04	
—	f 9 11	—	—	—	1218	Lv	Nimrod	—	—	—	—	f 8 58	
—	f 9 17	—	—	—	1221	Lv	Willis	—	—	—	—	f 8 52	
—	f 9 23	f 10 08	—	—	1224	Lv	Bonita	—	—	f 6 30	—	8 38	
—	f 9 36	f 10 24	c 10 30	—	1231	Lv	Clinton	—	—	f 6 19	—	f 8 33	
—	f 9 41	—	—	—	1234	Lv	McQuarrie	—	—	—	—	8 27	
—	f 9 48	—	—	—	1239	Lv	Turah	—	—	—	—	8 21	
—	f 9 54	k 10 47	—	—	1242	Lv	Bonner	—	—	—	—	8 17	
—	10 05	11 00	10 55	10 30	1248	Ar	Missoula 15, 48, 49, 50	8 05	6 25	5 55	—	8 10	

### REFERENCE NOTES

- a Stops to discharge passengers from points east of Billings where scheduled to stop.
- b Stops to discharge passengers from points west of Logan on Helena line where scheduled to stop.
- c Stops to discharge passengers from Duluth, Superior, St. Paul and points east.
- d Stops on flag for passengers destined to points west of Helena, or to discharge passengers from Billings and points east and south thereof.
- f Stops on flag.
- g Stops on flag to pick up passengers from No. 226 for Logan and points east where scheduled to stop.
- j Stops on flag on Wednesdays and Saturdays.
- k Stops to discharge passengers from points east of Butte.
- m Stops on flag to discharge passengers from points east of Garrison.
- n Stops on flag to pick up passengers for points east of Billings where scheduled to stop.
- q Stops on flag on Saturdays only.
- r Stops on flag to receive passengers for Twin Cities and points east.
- w Stops to discharge passengers from Missoula and west and stops on flag to pick up passengers for points Billings and east.
- x To discharge passengers.
- || Lunch.
- A. M. time shown in light face type.
- P. M. time shown in bold face type.

## Side-Trips in Yellowstone Park

Stop for a while in the wonderful Yellowstone country. See the wild mountains, forests and canyons off the beaten path. Glaciers! Lakes! Countless wonders!

### Jackson Hole Grasshopper Glacier

Ask the Agent about  
Yellowstone side-trips when  
you plan your tour.





# Northern Pacific Railway

## Transcontinental Train Schedules



### REFERENCE NOTES

- f Stops on flag.
- Numbers shown after stations refer to additional tables on which train service to and from that station can be found.
- a Stops to discharge passengers from points Spokane and west where scheduled to stop.
- b Stops to discharge passengers from east of Billings where scheduled to stop.
- c Stops on flag to pick up passengers for Billings and points east where scheduled to stop. Train 4 will stop as above only when running ahead of train 42.
- d Stops on signal to pick up passengers destined to points east of Kootenai where scheduled to stop.
- e Stops to pick up passengers for Spokane and west, and to discharge passengers from Sand Point.
- g Stops to pick up passengers from Palouse and Lewiston Branch for Pacific Coast where scheduled to stop.
- h Stops to pick up passengers for points east of Billings where scheduled to stop.
- i S. P. & S. Ry. Train leaves G. N. Depot.
- j Stops on signal to discharge passengers only.
- k Stops on flag for passengers destined Missoula and points east where scheduled to stop.
- m Stops to discharge passengers for Palouse and Lewiston Branch.
- n Stops to pick up passengers for St. Paul and east, where scheduled to stop.
- p Stops to discharge passengers from points west.
- q Will stop to discharge passengers from points east of Missoula where scheduled to stop and will stop on flag Sundays at Evaro.
- r Stops to discharge passengers from Sand Point and west where scheduled to stop.
- u Will stop to discharge passengers from points west of Dixon where scheduled to stop, Sundays only, stop at Ravalli, Arlee and Evaro on flag.
- v Stops on signal to discharge passengers from Helena and points east thereof where scheduled to stop.
- x Train 41 will stop at all stations between Kootenai and Spokane to pick up or discharge passengers from points between Paradise and Sand Point.
- y Stops on flag to pick up passengers for points Billings and points east where scheduled to stop.
- z Stops on flag at Rathdrum for Pacific coast points where scheduled to stop or to discharge passengers from Butte and points east.

**IMPORTANT**—Only a limited amount of baggage will be carried on Trains Nos. 1 and 2. When necessary, baggage of passengers on these trains will follow on another train.

**Northern Pacific**  
**Playing Cards**  
 ♠ ♦ ♣ ♠  
**NOW ON SALE AT ALL STATIONS**

WEST—READ DOWN					Miles from St. Paul	MAIN LINE	EAST—READ UP				
305 Motor Daily AM	273 Ex. Su. AM	41 Daily AM	3 Daily PM	1 Daily AM		TABLE 5 (Mountain Time.)	2 Daily AM	4 Daily PM	42 Daily PM	274 Ex. Su. PM	306 Motor Daily PM
	f 8 50	11 15	11 05	10 40	1248	Lv Missoula 15, 48, 49, 50 Ar	7 55	6 15	5 45	f 3 30	
	f 9 05	—	—	—	1255	De Smet	—	—	—	f 3 15	
	9 33	q12 08	—	—	1265	Evaro	—	—	u 5 05	f 2 51	
	f 9 44	q12 20	—	—	1270	Schley	North Coast Limited	Atlantic Express	u 4 51	f 2 40	
	9 55	q12 32	—	—	1276	Arlee	—	—	u 4 35	f 2 28	
	f10 04	q12 44	f12 43	—	1281	Flathead	—	—	u 4 24	f 2 19	
	10 11	12 53	f12 43	—	1286	Ravalli	—	—	u 4 15	2 12	
	10 23	1 09	f12 57	v12 24	1293	Dixon 50	r 6 00	—	u 4 00	1 59	
	f 1 23	—	—	—	1300	McDonald	—	—	f 3 48	From Polson, See Table 50	
	To Polson, See Table 50	f 1 38	f 1 26	—	1306	Perma	—	—	f 3 21		
		f 1 53	—	—	1313	Knowles	—	—	f 3 21		
		2 05	1 53	1 20	1319	Paradise	5 15	3 35	3 10		
						"Pacific" time west					
		1 10	1 03	12 30	1319	Lv Paradise	4 05	2 25	2 00		
		1 23	1 15	12 43	1325	Plains	3 52	2 12	1 48		
		f 1 35	—	—	1332	Weeksville	n 3 41	c 2 00	f 1 35		
		f 1 50	—	—	1340	Eddy	n 3 30	c 1 50	f 1 23		
		f 1 57	—	—	1347	Frost	n 3 27	c 1 45	f 1 10		
		f 2 07	—	—	1342	Woodlin	n 3 18	c 1 35	f12 54		
		f 2 17	1 58	1 25	1351	Thompson Falls	k 3 12	c 1 25	12 48		
		f 2 30	—	—	1357	Belknap	n 2 58	c 1 08	f12 32		
		f 2 45	—	—	1363	White Pine	n 2 50	c12 57	f12 23		
		f 3 05	Pacific Coast Express Limited	—	1372	Trout Creek	n 2 35	c12 38	f12 04		
		f 3 18	—	—	1378	Tuscor	n 2 21	c12 28	f11 54		
		f 3 30	f 3 05	—	1384	Purlong	n 2 11	c12 18	f11 44		
		f 3 40	—	—	1388	Noxon	n 2 05	c12 11	11 38		
		f 3 49	—	—	1392	Smedley	n 1 59	c12 04	f11 30		
		f 4 00	—	—	1398	Heron, Mont	n 1 50	c11 55	f11 23		
		f 4 10	—	—	1404	Cabinet, Idaho	n 1 39	c11 46	f11 12		
		f 4 18	—	—	1409	Ozoma	n 1 32	c11 39	f11 02		
		f 4 22	3 49	—	1412	Clark's Fork	n 1 28	c11 35	10 58		
		f 4 32	—	—	1416	Denton	n 1 21	c11 26	f10 47		
		f 4 43	4 08	—	1421	Hope	n 1 15	c11 20	10 40		
		f 4 57	—	—	1428	Oden	n 1 05	c11 09	f10 30		
	8 25	5 07	4 32	—	1434	Kootenai	n12 57	c11 02	10 17	5 52	
	8 35	5 15	4 40	3 39	1437	Sand Point	12 50	10 53	10 07	5 48	
	f 8 45	x 5 25	—	—	1442	Lignite	—	c10 41	d 9 55	f 5 40	
	f 8 53	—	—	—	1444	Sagel	—	—	—	f 5 35	
	9 19	f 5 45	—	—	1450	Cocolalla	—	c10 26	f 9 40	5 12	
	9 32	x 5 55	—	—	1456	Careywood	—	c10 17	f 9 32	f 4 54	
	9 40	f 6 00	—	—	1458	Granite	—	c10 14	f 9 28	4 47	
	10 01	e 6 17	—	—	1465	Athol	—	c10 01	f 9 15	4 32	
	10 16	x 6 29	—	—	1472	Ramsey	—	c 9 49	d 9 00	f 4 14	
	10 29	g 6 39	5 56	z 4 49	1478	Rathdrum	y11 40	y 9 40	8 49	4 02	
	10 40	x 6 50	f 6 07	—	1485	Hauser, Idaho 52	—	y 9 29	f 8 36	3 48	
	10 51	f 7 01	f 6 18	—	1491	Otis Orchards, Wash	—	c 9 19	d 8 25	3 35	
	f10 55	x 7 06	—	—	1494	Velox	—	c 9 14	d 8 19	f 3 27	
	11 01	x 7 12	—	—	1497	Irvin	—	c 9 09	d 8 14	3 21	
	11 10	x 7 18	—	—	1501	Parkwater	—	c 9 03	d 8 08	f 3 15	
	11 14	x 7 22	—	—	1502	Yardley	—	c 9 01	d 8 06	3 11	
	11 25	7 35	6 55	5 35	1505	Spokane	10 50	8 50	7 55	3 00	
	Daily 333	Daily 8 40	Daily 7 00	Daily 8 40	0	Via S. P. & S. Ry.	Daily 8 55	Daily 6 30	Daily 6 30	Daily 334	
		7 00	7 00	7 00	380	Lv Spokane	8 55	i 6 30	6 30		
						Ar Portland	9 30	8 00	8 00		
		3 00	8 00	7 20	1505	Via NOR. PAC. RY.	10 30	8 30	7 40	3 15	
		3 17	—	—	1514	Lv Spokane	—	m 8 13	—	f 2 57	
		3 35	8 35	6 55	1521	Marshall	10 00	7 55	7 05	2 45	
		f 3 44	—	—	1526	Cheney 53	—	—	f 6 53	—	
		3 54	—	—	1532	Babb	—	—	f 6 42	2 24	
		4 00	—	—	1536	Tyler	—	—	f 6 32	2 14	
		f 4 07	—	—	1541	Fishtrap	—	—	—	f 2 04	
		4 15	9 09	8 34	1546	Kline	9 09	h 7 05	6 06	1 54	
		f 4 22	—	—	1550	Sprague	—	—	—	f 1 39	
		f 4 26	—	—	1552	Concord	—	—	—	f 1 34	
		4 32	—	—	1556	Pifer	—	—	—	f 1 25	
		f 4 40	—	—	1562	Keystone	—	—	—	f 1 19	
		f 4 47	—	—	1566	Tokio	—	—	—	f 1 12	
		4 57	9 49	9 11	1570	Coker	8 26	6 24	5 22	1 12	
		5 10	—	—	1579	Ritzville	—	—	—	12 52	
		5 24	10 15	9 38	1587	Paha	7 41	h 5 45	4 45	12 36	
		f 5 37	—	—	1595	Lind	—	—	—	12 26	
		f 5 42	—	—	1598	Providence	—	—	—	12 11	
		5 50	—	—	1603	Beatrice	—	—	—	12 01	
		5 58	—	—	1606	Cunningham	—	—	—	f 4 08	
		f 6 07	—	—	1612	Hatton	—	—	—	f 4 01	
		f 6 17	11 03	f10 27	1612	Emery	—	—	—	11 54	
		f 6 30	—	—	1615	Connell 56	6 42	h 4 47	3 42	11 37	
		6 39	—	—	1620	Cactus	—	—	—	—	
		6 53	—	—	1625	Mesa	—	—	—	11 19	
		f 7 02	—	—	1634	Eltopia	—	—	—	f 3 11	
		f 7 10	—	—	1638	Sagemoor	—	—	—	11 08	
		7 25	11 55	11 20	1643	Glade	—	—	—	f10 45	
					1651	Ar Pasco 8, 55, 57, 59	5 45	3 50	2 40	10 30	





# Pioneer Line in the Northwest



## Transcontinental Train Schedules

WEST—READ DOWN					Miles from St. Paul	MAIN LINE	EAST—READ UP						
339 Daily PM	333 Daily	41 Daily	3 Daily	1 Daily		TABLE 6 (Pacific Time.)	2 Daily	4 Daily	42 Daily	334 Daily	338 Daily		
	7 45	12 05	11 30	10 05	1651	Lv. Pasco 8, 55, 57, 59... Ar	5 40	3 35	2 20	10 10			
			12 10	12 40	0	Lv. Pasco 8 via S. P. & S. Ry. Ar	4 20	2 25					
			7 00	7 00	229	Ar. Portland 8... Lv	9 30	8 00					
	7 55	12 12	11 38	c 10 12	1654	Kennewick	5 33	3 28	2 10	10 00			
	f 8 06				1659	Vista				f 9 47			
	f 8 14				1663	Erie							
	f 8 22				1668	Badger				f 9 33			
	f 8 28				1671	Rome							
	f 8 35		f 12 17		1675	Kiona			f 1 27	9 21			
	f 8 45				1681	Chandler							
			f 12 37		1685	Gibbon							
		1 21	f 12 52	c 11 19	1691	Prosser	4 58	n 2 33	12 55				
			f 1 02		1696	Byron			f 12 40				
		1 39	f 1 12		1703	Mabton	4 23	n 2 19	f 12 32				
					1706	Empire							
			f 1 28		1711	Satus			f 12 18				
			f 1 38		1717	Alfalfa			f 12 11				
					1718	Sunnyside Jct.							
					1685	Gibbon				9 03			
					1690	No. Prosser				f 8 52			
					1697	Grandview				8 37	4 05		
					1701	Lichty				f 8 25	f 3 55		
					1705	Sunnyside				8 16	3 45		
					1707	Outlook				8 06	3 30		
					1714	Granger				7 56	3 20		
					1718	Sunnyside Jct.					3 12		
					1720	Zillah				7 45			
					1722	Buena				f 7 37			
					1725	Sawyer				f 7 30			
					1728	Donald				f 7 25			
					1732	Parker				f 7 12			
					1718	Sunnyside Jct.						3 12	
					1721	Toppenish		8 58	n 1 54	12 04		3 05	
					1725	Monte					f 2 49		
					1729	Wapato		3 46	n 1 44	11 39		2 40	
					1733	Parker					f 7 12	f 2 30	
					1737	Union Gap						f 2 22	
					1741	Ar. Yakima 60... Lv	3 30	1 28	11 20	7 00	2 10		
					1741	Lv. Yakima 60... Ar	8 30	1 28	11 20	6 35	2 10		
					1744	Selah				11 04	1 38		
					1748	Pomona				f 6 17	f 1 28		
					1752	Hillside							
					1756	Roza			f 10 44	f 6 00	f 1 12		
					1760	Wymer				f 5 51	f 1 02		
					1765	Umtanum				f 5 42	f 12 53		
					1772	Thrall				f 5 29	f 12 39		
					1777	Ar. Ellensburg... Lv	1 25	12 22	10 10	5 20	12 30		
					1777	Lv. Ellensburg... Ar	2 15	12 12	10 00	5 05	12 15		
					1785	Thorp				9 43	11 59		
					1788	Dudley					f 11 38		
					1794	Bristol					f 11 50		
					1802	Cle Elum	1 51	11 30	9 10	4 12	11 25		
					1809	Nelson					f 11 13		
					1815	Easton	1 07	11 05	8 42	3 32	11 00		
					1823	Martin				f 3 11	f 10 45		
					1826	Stampede				h 2 59	f 10 33		
					1839	Lester	11 57	9 55	7 30	2 27	10 03		
					1841	Hot Springs					f 9 53		
					1845	Nagrom			f 7 18	h	f 9 44		
					1846	Maywood					f 9 38		
					1850	Humphrey					f 9 34		
					1851	Baldi				s	f 1 55		
					1854	Eagle Gorge			f 7 00	f 1 53	9 31		
					1862	Kanaskat 67	11 10	n 9 05	6 40	1 36	9 15		
					1867	Ravensdale			6 26	f 1 19	8 55		
					1874	Covington			f 6 11	f 1 06	f 8 40		
					1877	Wynaco					f 8 34		
					1882	Ar. East Auburn... Lv	10 23	8 23	5 55	12 50	8 25		
					1883	Lv. Auburn 7, 64... Ar	9 59	8 04	5 29	12 20			
					1887	Dieringer	f 9 48	f 7 52		f 12 10			
					1890	Sumner	9 43	7 48	5 13	12 06			
					1892	Puyallup	9 36	7 42	5 06	11 58	7 26		
					1901	Ar. Tacoma... Lv	9 20	7 25	4 50	11 40	↑ 7 10		
					1883	Ar. Auburn... Ar	10 07	8 08	5 37	12 30	8 20		
					1888	Kent	j 9 57	j 7 57	r 5 27	r 12 20	8 10		
					1904	Ar. Seattle... Lv	9 30	7 30	5 00	11 50	7 40		

### REFERENCE NOTES

- f Stops on flag.
- || Meals.
- † Train No. 338 connections from Tacoma operates via the Buckley line. See train No. 596, Table 67.
- Numbers shown after stations refer to additional tables on which train service to and from that station can be found.
- a Stops to discharge passengers from Prosser to Wapato, inclusive.
- b Stops to discharge passengers from east of Billings.
- c Will stop to discharge passengers from points east of Spokane where scheduled to stop.
- d Stops on signal to pick up passengers destined to Billings or points east where scheduled to stop.
- e Stops to take on or discharge passengers.
- h Stops on flag at Nagrom and Stampede Mondays only.
- j Will stop on flag for passengers holding tickets reading "Spokane or points east thereof."
- m Saturdays only.
- n Stops to pick up passengers for points east of Billings where scheduled to stop.
- r Will stop on signal at Kent for passengers destined to points east of Auburn where scheduled to stop.
- s Stops on flag Sundays only.
- t Stops to discharge passengers from points east of Auburn
- \* Daily.

## Bargain Days — In — Northwest

Now is the time to buy land in this productive empire. Information and literature about Minnesota, North Dakota, Montana, Idaho, Washington and Oregon will gladly be sent on request.

H. W. Byerly,  
General Immigration Agent,  
109 N. P. Ry.,  
St. Paul, Minn.

At Seattle and Tacoma, passengers may remain in sleeping cars on Train No. 1 until 8:00 A. M., at Portland until 7:30 A. M.



# Puget Sound Line

SOUTH—READ DOWN

SEATTLE-TACOMA-PORTLAND.

NORTH—READ UP

SOUTH—READ DOWN				SEATTLE-TACOMA-PORTLAND.										NORTH—READ UP																
459	457	561	563	423	407	421	401	Miles	TABLE 7										402	422	408	424	562	564	456	458				
Daily	Daily	Daily	Daily	Daily	Daily	Daily	Daily		(Pacific Time)										Daily	Daily	Daily	Daily	Daily	Daily	Daily	Daily	Daily			
PM	AM	PM	PM	PM	AM	AM	PM		Lv Seattle (King St. Sta.) 6, 73 Ar										AM	PM	PM	PM	PM	AM			PM			
4 30		1 00	11 15	4 15	9 00	9 35	11 45	0	Union Station										6 45	2 50	3 25	8 35						9 45		
								11	Black River																					
								12	Orillia																					
								14	O'Brien																					
								16	Kent										6 13	2 20	a 2 55	f 8 03	n	n						
								18	Thomas											f 2 14										
								20	Christopher																					
								22	Auburn										6 02	2 08	a 2 43	7 54	n	n						
								26	Dieringer											f 1 58										
								28	Sumner										5 47	1 54	a 2 27	7 41	n	n						
								32	Puyallup (Puyallup River)										5 41	1 48	a 2 22	7 26								
								40	Tacoma (Mt. Rainier) Lv										5 25	1 30	2 07	7 30	5 50	5 00					8 35	
								48	Lv Tacoma Ar										5 05		1 55	7 15	5 45	4 50					8 30	
								54	Sixth Ave													5 27	f 4 17							
								56	Steilacoom										4 25		1 22	f 6 45	f 5 18	f 4 00						
								58	Ketrone																					
								60	Ar Nisqually Lv										4 07		1 08	f 6 32	5 05	f 3 35						
								64	Lv Tacoma Ar											1 10	1 55	5 45	4 50						8 30	
								45	South Tacoma											12 55										
								48	Lakeview											12 48										
								51	Country Club																					
								53	Camp Murray											f 12 40										
								56	Camp Lewis 64										12 34	12 34	1 20									
								60	Ar Nisqually Lv											12 24		1 08	f 6 32	5 05	f 3 35					
								64	Lv St. Clair Ar											12 14		6 25								
								65	Kyro																					
								70	Chambers Prairie													f 12 52		4 47	f 3 10					
								73	Plumb																					
								78	Ar Tenino Lv													12 39		4 34	2 48					
								82	Bucoda													p 12 32		4 27	f 2 35					
								89	Ar Centralia (Coal Mines) Ar										3 05		12 20		4 15	2 20					7 17	
									Ar Montezano Lv											10 14		4 24								
									Ar Aberdeen Lv											9 50		4 00								
									Ar Hoquiam Lv											9 35		3 45								
								89	Lv Centralia Ar										2 55		12 15		4 10	2 00	6 55	7 12				
								93	Chehalis (Chehalis River)										2 45		12 05		4 00	1 50	6 45	7 02				
								101	Napavine										2 30		11 50		3 45		6 30					
								104	Ewaling												f 11 44				6 25					
								107	Winlock												f 11 37				6 17					
								113	Vader (Ryderwood) 73-A										f 2 15		11 24		3 29		6 03					
								116	Olequa (Cowlitz River) 73-A										f 2 00		f 11 19		f 3 07		5 58					
								123	Castle Rock											1 40	11 05		2 55		5 46					
								129	Ostrander										f 1 28		10 53		2 43		5 36					
								133	Kelso (Longview) 73-A										1 20		10 46		2 35		5 29	5 58				
								138	Carrolls												10 34				5 18					
								147	Kalama (Kalama River)										1 00		10 25		2 17		5 10					
								152	Martin's Bluff												10 10		2 00		4 55					
								157	Woodland										12 41		10 00		1 50		4 45					
								163	Ridgefield										12 28		f 9 50		f 1 40		4 35					
								166	Knapp												9 45				4 30					
								172	Felida												9 35		1 25	11 45	4 20	5 00				
								173	Vancouver, Wash.										12 05		f 9 25		f 1 21		f 4 10					
								175	No. Portland, Ore.												f 9 22				f 4 06					
								183	East St. Johns										f 11 51		* 9 00		* 1 00	* 11 15	* 3 45	* 4 30				
								183	Ar Portland 73 Lv										* 11 30											

**No. 401—Seattle-Tacoma-Portland—Daily**  
**Standard Sleeping Car:**—Seattle to Portland (4 cars).  
 Ready for occupancy at 9:30 p. m. passengers may remain at Portland until 7:30 a. m.  
**Standard Sleeping Car:**—Seattle to Los Angeles (via S. P. train 15 from Portland). Seattle to Oakland (via Southern Pacific train 11 from Portland).  
**Coaches:**—Seattle to Portland.

**No. 563—Seattle-Tacoma-Portland—Daily**  
**Standard Sleeping Cars:**—Seattle to Portland—Tacoma to Portland.  
 Ready for occupancy at 9:30 p. m. passengers may remain at Portland until 7:30 a. m. **Coaches:**—Seattle to Portland.

**No. 407—Seattle-Tacoma-Portland—Daily**  
**Observation Parlor Car, Dining Car, Coaches:**—Seattle to Portland.

**No. 561—Seattle-Tacoma-Portland—Daily**  
**Observation Parlor Car, Dining Car, Coaches:**—Seattle to Portland.

**No. 459—Seattle-Tacoma-Portland—Daily**  
**Observation Parlor Car, Dining Car, Coaches.**  
**Standard Sleeping Car:**—Seattle to Oakland (on S. P. train 53 from Portland).  
 Tickets reading N. P., G. N. or O.-W. R. & N. to any point on the joint line Seattle to Portland, inclusive, or on branch lines diverging therefrom, will be honored on any trains on the joint line.

**No. 402—Portland-Tacoma-Seattle—Daily**  
**Standard Sleeping Cars:**—Portland to Tacoma, Portland to Seattle.  
 Sleeping cars are ready for occupancy at Portland depot at 9:30 p. m. Passengers may remain in sleeping cars at Seattle and Tacoma until 8:00 a. m.  
**Coaches:**—Portland to Seattle.

**No. 564—Portland-Tacoma-Seattle—Daily**  
**Standard Sleeping Cars:**—Portland to Seattle.  
 Ready for occupancy at 9:30 p. m. passengers may remain at Tacoma-Seattle until 8:00 a. m. **Coaches:**—Portland to Seattle.

**No. 408—Portland-Tacoma-Seattle—Daily**  
**Standard Sleeping Car:**—Oakland, Cal., to Seattle. (On Southern Pacific No. 54 Oakland to Portland.)  
**Observation Parlor Car, Dining Car, Coaches:**—Portland to Seattle.

**No. 562—Portland-Tacoma-Seattle—Daily**  
**Observation Parlor Car, Dining Car, Coaches:**—Portland to Seattle.

**No. 458—Portland-Tacoma-Seattle—Daily**  
**Observation Parlor Car, Dining Car, Coaches:**—Portland to Seattle.  
**Standard Sleeping Car:**—Los Angeles to Seattle (via S. P. Trains Nos. 59-64-14 Los Angeles to Portland).  
 Tickets not shown carry Coach Equipment only.

A. M. time shown in light face type. P. M. time shown in bold face type.  
 aStops to discharge passengers from points south of St. Clair.  
 bStops to discharge passengers and express from points east of Centralia.  
 cStops to pick up passengers for points south of St. Clair where scheduled to stop.  
 gStops on signal to pick up revenue passengers for Tacoma and points south thereof.  
 hWill stop at all stations west of Centralia to discharge passengers originating at points where train 401 does not stop.  
 i Will stop at stations east of Centralia to discharge passengers originating at points where No. 564 does not stop.  
 jWill stop on signal to receive or discharge passengers holding tickets reading "Spokane or points east thereof."  
 mWill stop on signal to discharge passengers from points north and east of Everett and to receive passengers for points south of Tacoma only.  
 nWill stop on signal to discharge passengers from points south of Tacoma, and to receive passengers for points north of Seattle only.  
 pWill stop on signal to discharge passengers from points west of Chehalis and to receive passengers for Camp Lewis.  
 uConnecting with main line train at Nisqually. fStops on flag.  
 qStops for pay passengers only.



*Astoria's  
Harbor*



## Astoria, Oregon

**A**STORIA is the oldest American city west of the Mississippi River. It was founded in 1811 by the John Jacob Astor fur-trading party on a peninsula projecting into the estuary at the mouth of the Columbia River, only 10 miles from the Pacific beaches, in a remarkable forest region.

The Columbia River, at whose gateway Astoria stands, is rated by government engineers as having the safest entrance

channel of any bar harbor in the world. The Port of Astoria, with one of the most modern marine terminal systems in the world, is just 10 miles from the Pacific.

Astoria is an enviable port—the western terminus of the only water grade route through the Cascade or Sierra Nevada Mountains.

Astoria's dominant industry is fishing, and the Royal Chinook Salmon is the center of this great industry.



*Bird's-eye View of Astoria*

A Northern  
Pacific City  
Since  
1907



*Salmon Catch, Astoria*

*Plan to Visit Astoria*

# Northern Pacific Railway

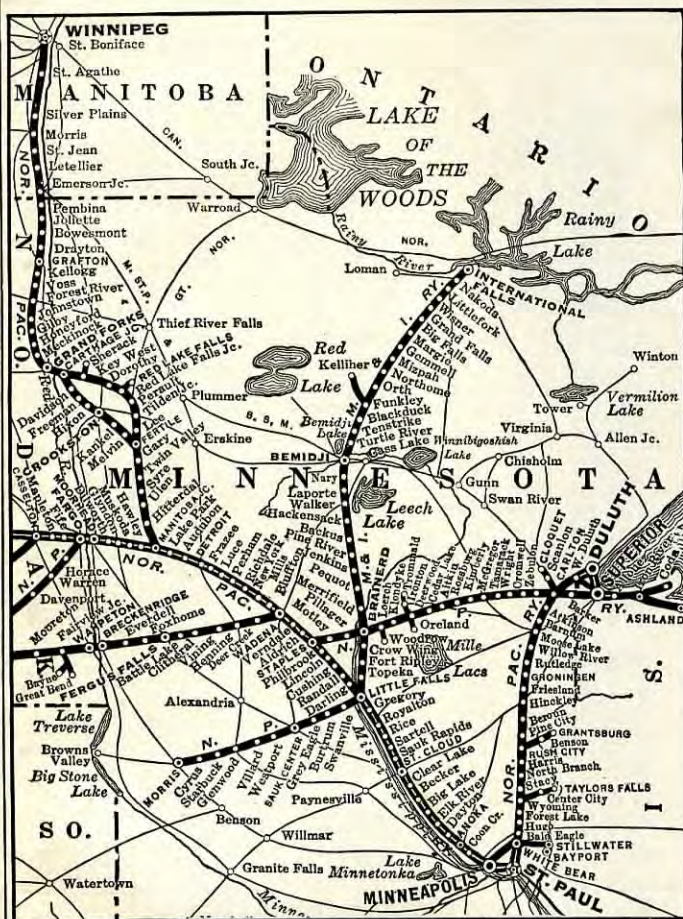
A. B. SMITH, P. T. M.







# Lines in Minnesota and Manitoba



## "Duluth-Superior Short Line." Automatic Block Signal Protected

### MINNEAPOLIS-ST. PAUL AND SUPERIOR-DULUTH

60-68	66	60	64	62	Miles	TABLE 13	61	63	59	65	67-13
Ex.Su.	Daily	Daily	Daily	Ex.Su.		(Central Time)	Ex.Su.	Daily	Daily	Daily	Ex.Su.
PM	PM	PM	PM	AM			PM	PM	PM	AM	AM
5 10	11 20	5 10	1 30	8 10	0	Lv. Minneapolis, Ar	2 25	7 00	9 30	7 00	9 00
5 50	11 59	5 40	2 00	8 50	10	Lv. St. Paul, Ar	1 45	6 25	8 55	6 20	8 05
5 57				8 58	13	Lv. E. 7th St., Ar	1 36			6 11	7 56
6 02	12 14		2 13	9 04	15	Lv. Gloster, Ar	1 30			6 04	7 49
6 15			f 1 18	9 18	21	Lv. Lake Shore, Ar	1 17			f 5 49	7 37
6 17	12 30		2 23	9 20	22	Ar. White Bear, Lv	1 15	6 01		5 47	7 35
† 3 40	† 7 15		† 12 05	† 6 25	34	Lv. Stillwater, Ar	† 3 10	† 6 57			† 10 05
4 07	7 45		12 36	7 00	31	Lv. Mahtomedi, Ar	2 42	6 29			9 34
4 20	8 00		12 50	7 11	22	Ar. White Bear, Lv	2 30	6 17		† 9 20	
6 17	12 35		2 23	9 20	22	Lv. White Bear, Ar	1 15	6 00		5 45	7 35
6 19	12 37			9 22	23	Lv. Bald Eagle, Ar	1 12			5 43	7 33
6 27	12 46			9 30	27	Lv. Hugo, Ar	1 03			f 5 34	7 26
6 43	f 1 03		2 44	9 42	35	Lv. Forest Lake, Ar	12 48	f 5 38		f 5 17	7 12
6 50	1 12		2 50	9 49	40	Lv. Wyoming, Ar	12 39	f 5 31		5 09	7 04
	f 1 21			9 56	44	Lv. Stacy, Ar	12 30			f 5 00	
	f 1 37		3 08	10 09	52	Lv. North Branch, Ar	12 18	5 12		f 4 43	
	f 1 47			10 19	57	Lv. Harris, Ar	12 09			f 4 32	
	2 01		3 27	10 32	64	Ar. Rush City, Lv	11 57	4 52		4 17	
7 36						<b>GRANTSBURG BRANCH</b>	7 35			Mixed	
Ex.Su.						Ex.Su.	Mixed			7 33	
Mixed						Lv. Rush City, Ar	10 25			2 40	
8 00				12 01	0	Lv. St. Croix River, Ar	f 9 50			2 20	
f 8 12				12 13	5	Lv. Benson, Ar	f 9 45			2 15	
8 17				12 17	7	Ar. Grantsburg, Lv	9 45			1 50	
8 40				12 40	17	Lv. Rock Creek, Ar	11 47			4 06	
	2 11			10 41	69	Lv. Pine City, Ar	11 39	4 37		3 56	
	2 21		3 42	10 52	74	Lv. Beroun, Ar	11 30			f 3 46	
	2 33			11 01	80	Lv. Mission Creek, Ar	† 11 23	4 17		f 3 30	
	2 41			† 11 07	83	Lv. Hinckley, Lv	† 11 18			3 20	
	2 48		4 02	11 13	87	Lv. Hinckley, Ar	† 11 08			3 09	
	2 58			11 23	91	Lv. Hinckley, Lv	† 11 01			2 58	
	3 09			11 31	91	Lv. Friesland, Ar	11 00			2 58	
	3 17			11 43	96	Lv. Groningen, Ar	10 52			2 49	
	3 24			11 51	100	Lv. Finlayson, Ar	10 46			2 37	
	3 35			12 01	105	Lv. Rutledge, Ar	10 37			2 29	
	3 43			12 10	109	Lv. Willow River, Ar	10 31			2 18	
	3 53		4 51	12 20	113	Lv. Sturgeon Lake, Ar	10 23	3 32		2 04	
	4 06			12 33	119	Lv. Moose Lake, Ar	10 13			1 51	
	4 16			12 43	124	Lv. Barnum, Ar	10 04			1 38	
	4 29			12 55	130	Lv. Malhota, Ar	9 54			1 29	
	4 39			f 1 04	134	Lv. Atkinson, Ar	f 9 47			1 13	
	4 56			1 20	141	Ar. Carlton 12.15 Lv	9 35	3 00		1 13	
7 10	† 1 35			† 1 35	0	Lv. Carlton 12.15 Ar	8 00	2 50		5 00	8 00
7 20	1 47			1 47	3	Lv. Scanlon, Ar	7 50	2 38		4 48	7 50
7 30	1 55			1 55	6	Ar. Cloquet, Lv	7 40	† 2 30		† 4 40	7 40
4 56			5 24	141	Lv. Carlton, Ar	9 35	3 00			1 08	
5 06				146	Lv. Wrenshall, Ar	9 25				† 12 56	
5 40				161	Lv. Central Avenue, Ar	8 55				12 15	
5 52			6 04	165	Lv. Superior, Ar	8 42	2 23	5 12		12 05	
6 11			6 17	169	Lv. West Duluth, Ar	8 49	2 10			11 46	
6 30			6 30	2 10	174	Ar. Duluth, Lv	8 35	2 00		11 30	
† 4 40	† 2 30		† 7 40	0	Lv. Cloquet, Ar	† 7 30	1 55			3 45	
4 48	2 38		7 50	3	Lv. Scanlon, Ar	7 20	1 47			3 30	
5 00	2 50		8 00	6	Ar. Carlton 12.15 Lv	7 10	† 1 35			† 3 15	
						Lv. Carlton, Ar	9 35			Via Central Ave.	
						Lv. Thomson, Ar	9 25			Via Central Ave.	
						Lv. Brownell, Ar	f 9 18			Via Central Ave.	
						Lv. Short L. Park, Ar	f 9 07			Via Central Ave.	
						Lv. Smithville, Ar	f 8 58			Via Central Ave.	
						Lv. West Duluth, Ar	8 49	2 10		11 46	
						Lv. 20th Avenue, Ar	8 39			11 35	
5 50	9 28	6 04	2 22	165	Ar. Superior, Lv	8 42	2 23	5 12		11 30	
6 30	9 40	6 30	2 10	162	Ar. Duluth, Lv	8 35	2 00	5 00		12 05	

Reference Notes: \*Daily. †Ex. Sun. aTwin City passengers only. bExcept Saturday and Sundays. ‡Flag stop. hFrom Minneapolis, week-days only; does not run on Sunday. sSunday only. ¶Lunch.

### SERVICE SHOWN IN TABLES 11-12-13-14-15-16-17-18-19-20

### MINNEAPOLIS-ST. PAUL AND WYOMING-TAYLORS FALLS

76	60-68	62-82	Mis	TABLE 11	67-13	91-61	79
Sun.	Ex.Su.	Ex.Su.		(Central Time)	Ex.Su.	Ex.Su.	Sun.
AM	PM	AM			AM	PM	PM
—	5 10	h 8 10	0	Lv. Minneapolis, Ar	9 00	2 25	
9 30	5 50	8 50	10	Lv. St. Paul, Ar	8 05	1 45	6 10
10 00	6 17	9 20	22	Lv. White Bear, Ar	7 35	1 15	5 42
10 31	6 50	9 49	40	Ar. Wyoming, Lv	7 04	12 39	5 10
10 31	6 50	10 05	40	Lv. Wyoming, Ar	7 04	12 30	5 10
10 45	7 04	10 23	47	Lv. Chicago City, Ar	6 50	12 12	4 51
10 41	7 10	10 30	49	Lv. Lindstrom, Ar	6 43	12 05	4 43
10 56	7 15	10 35	51	Lv. Centre City, Ar	6 40	12 01	4 38
11 04	7 23	10 44	54	Lv. Shafer, Ar	6 32	11 51	4 28
11 13	f 7 32	f 10 52	57	Lv. Franconia, Ar	f 6 25	† 11 43	4 19
11 22	7 40	10 58	60	Ar. Taylors Falls Lv	6 20	11 37	4 12

### DULUTH-SUPERIOR-CARLTON AND CLOQUET

63	55	Mis	TABLE 12	58	64
Daily	Daily			Daily	Daily
2 00	8 30		0	Lv. Duluth, Ar	9 30
2 23	8 42		2	Lv. Superior, Ar	9 18
3 00	9 35		21	Ar. 13 Carlton 15 Lv	8 33
					5 24
99	75	97		98	74
Ex.Su.	Ex.Su.	Ex.Su.		Ex.Su.	Ex.Su.
3 15	1 35	7 10	21	Lv. 13 Carlton 15 Ar	8 00
3 30	1 47	7 20	24	Lv. Scanlon, Ar	7 50
3 45	1 55	7 30	27	Ar. Cloquet, Lv	7 40

### DULUTH AND FOND DU LAC

717	Miles	TABLE 14	718
Mixed			Mixed
Ex.Su.			Ex.Su.
9 00	0	Lv. Duluth, Ar	12 30
9 08	2	Lv. 20th Ave., Ar	12 22
9 26	5	Lv. West Duluth, Ar	12 04
9 30	6	Lv. West Duluth Jct., Ar	12 00
9 45	8	Lv. Riverside, Ar	11 45
9 47	9	Lv. Spirit Lake, Ar	11 43
9 54	10	Lv. Morgan Park, Ar	11 35
10 00	11	Lv. Boat Club, Ar	11 29
10 11	12	Lv. New Duluth, Ar	11 18
10 30	15	Ar. Fond du Lac, Lv	11 00



# DULUTH-SUPERIOR TO NORTH PACIFIC COAST

## DULUTH-SUPERIOR AND BRAINERD-STAPLES

57 Daily PM		55 Daily AM		Miles	TABLE 15 (Central Time)		56 Daily PM		58 Daily AM	
5 30	8 30	0	Lv	Duluth	Ar	9 50	9 30			
5 42	8 42	4	Lv	Superior	Ar	9 38	9 18			
5 55	8 55	8		Central Ave. Sup.		9 25	9 05			
6 00	9 00	11		Pokegama		9 20	9 00			
6 11	9 10	16		Anton			8 52			
6 27	9 19	20		Barker		9 03	8 45			
6 36	9 25	23		Wrenshall		8 58	8 40			
6 47	9 35	27		Carlton 12, 13.		8 50	8 33			
6 57	9 46	32		Iverson		8 40	8 25			
7 11	9 56	37		Sawyer		8 31	8 17			
7 23	10 10	44		Corona		8 20	8 07			
7 36	10 21	49		Cromwell		8 11	7 58			
7 49	10 32	55		Wright		8 00	7 48			
7 57	10 45	61		Tamarack		7 49	7 38			
8 07	10 53	65		Grayling		7 42	7 32			
8 15	11 03	70		McGregor		7 33	7 24			
8 24	11 11	74		Lansford		7 26	7 17			
8 35	11 21	79		Kimberly		7 18	7 09			
8 47	11 31	85		Rosburg		7 08	7 00			
8 56	11 43	91		Aitkin		6 57	6 50			
9 07	11 52	96		Cedar Lake		6 49	6 42			
9 15	12 03	101		Deerwood 18.		6 39	6 33			
9 26	12 11	105		Klondyke		6 32	6 26			
9 40	12 21	111		Loerch		6 23	6 17			
9 50	12 35	118	Ar	Brainerd	Lv	6 10	6 05			
10 00	12 40	118	Lv	Brainerd	Ar	6 00	6 00			
10 13	12 49	123		Baxter		5 52	5 53			
10 21	12 59	128		Sylvan		5 43	5 45			
10 33	1 05	132		Pillager		5 37	5 40			
10 42	1 14	137		Wheelock		5 28	5 32			
10 52	1 21	140		Motley		5 22	5 26			
11 00	1 29	144		Hayden		5 15	5 20			
	1 36	148	Ar	Staples	Lv	5 10	5 15			

1		3		Miles	MAIN LINE		136		4		8		2	
3 10	2 00	0	Lv	Staples	Ar	1 05	3 48	2 40	5 00					
3 37	2 29	18		Wadena		12 31	3 20	2 01						
4 41	3 37	62		Detroit		11 05	—	12 25	3 33					
6 00	4 56	110		Moorhead		9 23	—	10 30	2 13					
6 03	5 07	111		Fargo		9 20	12 49	10 25	2 09					
8 53	7 55	203		Jamestown			10 20	6 40	11 38					
11 42	10 54	304		Bismarck			7 28	2 34	8 57					
11 38	11 10	751		Billings			5 30		7 05					
7 20	7 50	987	Ar	Butte			9 45		11 45					
7 10	6 55	990	Ar	Helena			10 10		11 10					
10 30	10 55	1109		Missoula			6 25		8 05					
5 35	6 55	1366	Ar	S Spokane	Lv		8 50		10 50					
7 00	7 00	1744	Ar	Portland, via S. P. & S.	Lv		8 00		9 30					
9 55	11 20	1651	Ar	Pasco			3 50		5 45					
7 00	8 45	1760	Ar	Tacoma	Lv		7 25		9 20					
7 00	8 45	1763	Ar	Seattle	Lv		7 30		9 30					

## ASHLAND AND DULUTH-SUPERIOR

53 Daily PM		51 Daily AM		Miles	TABLE 16 (Central Time)		52 Daily PM		54 Daily AM	
4 40	8 45	0	Lv	Ashland	Ar	5 55	11 30			
4 50	8 55	5		Ashland Jct.		5 41	11 21			
5 02	9 08	10		Moquah		5 28	11 09			
5 15	9 23	16		Ino.		5 15	10 56			
5 19	9 28	18		Spider		5 12	10 52			
5 31	9 41	24		Topside		5 00	10 40			
5 42	9 51	28		Iron River 19		4 50	10 30			
5 52	10 01	32		Muskeg		4 41	10 21			
5 58	10 06	35		Tarter		4 35	10 16			
6 01	10 12	36		Brule		4 32	10 12			
6 09	10 20	40		Bellwood		4 24	10 05			
6 13	10 23	41		Blueberry		4 21	10 02			
6 18	10 28	44		Maple		4 16	9 57			
6 21	10 31	45		Wiehe		4 13	9 53			
6 27	10 37	48		Poplar		4 07	9 48			
6 32	10 41	50		Wentworth		4 02	9 43			
6 38	10 49	53		Amnicorn Falls		3 55	9 36			
6 45	10 57	57		Cutter		3 48	9 29			
6 49	11 02	59		Parkdale		3 45	9 25			
6 55	11 10	62		Allouez		3 39	9 19			
7 00	11 15	63		East End		3 35	9 15			
7 10	11 25	67		Central Ave.		3 25	9 05			
7 20	11 35	71	Ar	Superior	Lv	3 14	8 55			
7 35	11 50	75	Ar	Duluth	Lv	3 00	8 40			

# MINNESOTA AND INTERNATIONAL SERVICE

## ST. PAUL-BRAINERD-BEMIDJI AND INTERNATIONAL FALLS

11 Daily PM		9 Ex. Su. AM		Miles	TABLE 17 (Central Time)		10 Ex. Su. PM		12 Daily AM	
6 10	9 05	0	Lv	St Paul	Ar	5 45	8 50			
6 50	9 40	10	Lv	Minneapolis	Ar	5 13	8 20			
9 50	12 30	107	Ar	Little Falls	Lv	2 30	5 15			
10 00	12 45	107	Lv	Little Falls	Ar	2 20	5 10			
10 11	12 56	113		Belle Prairie		2 07	4 57			
10 17	1 03	116		Topeka		2 00	4 50			
10 27	1 13	122		Fort Ripley		1 49	4 39			
10 37	1 23	128		Lennox		1 38	4 28			
10 44	1 30	132		Crow Wing		1 30	4 21			
10 48	1 34	133		Barrows		1 26	4 17			
11 00	1 45	139	Ar	Brainerd	Lv	1 15	4 05			
5 30	8 30	0	Lv	Duluth	Ar	9 50	9 30			
5 42	8 42	4	Lv	Superior	Ar	9 38	9 18			
9 40	12 35	118	Ar	Brainerd	Lv	6 10	6 05			

33 Daily PM		31 Ex. Su. AM		MINN. & INTERNATIONAL RY.		32 Ex. Su. PM		34 Daily AM	
11 35	2 15	139	Lv	Brainerd	Ar	12 40	3 35		
12 00	2 20	140		West Brainerd		12 35	—		
12 10	2 27	149		Merrifield		12 17	3 07		
12 20	2 47	154		Hubert		12 06	2 57		
12 15	2 51	156		Nisswa		12 01	2 52		
12 30	3 05	162		Pequot		11 48	2 40		
12 40	3 12	166		Jenkins		11 41	2 32		
12 55	3 25	172		Pine River		11 29	2 20		
—	3 36	175		Mildred		11 19	—		
1 15	3 47	180		Backus		11 07	1 55		
1 35	4 03	189		Hackensack		10 52	1 35		
4 19	4 19	197		Cyphers		10 36	—		
4 27	4 27	198		Ab-gwah-ching		10 27	1 05		
4 36	4 36	202		Walker		10 20	12 58		
4 51	4 51	209		Benedict		10 10	12 39		
5 01	5 01	214		Laporte		9 49	12 28		
5 15	5 15	218		Guthrie		9 37	12 15		
5 25	5 25	225		Nary		9 28	12 05		
5 45	5 45	234	Ar	Bemidji	Lv	9 10	11 45		
6 16	6 16	238		Lavinia		8 35	11 10		
6 28	6 28	245		Turtle River		8 25	10 59		
6 44	6 44	251		Tenstrike		8 10	10 44		
6 51	6 51	254		Hines		7 57	10 37		
7 03	7 03	259		Blackduck		7 45	10 25		
7 20	7 20	266		Funkley		7 30	10 10		
8 05	8 05	277	Ar	Kelliher	Lv	6 55	—		
275	275			Northome			9 45		
280	280			Mizpah			9 29		
285	285			Gemmell			9 18		
298	298			Margie			8 52		
306	306			Big Falls			8 30		
307	307			Grand Falls			8 23		

BIG FORK & INTERNATIONAL FALLS RY.		307		Grand Falls <th colspan="2">308</th>		308	
6 48	307						8 23
6 58	311			Waukanha			8 10
7 07	315			Wisner			8 00
7 26	325			Littlefork			7 38
7 47	332			Nakoda			7 18
8 05	341		Ar	International Falls	Lv		7 00

### Reference Notes:



# Northern Pacific Lines in Minnesota and Manitoba

ST. PAUL-MINNEAPOLIS, GRAND FORKS-WINNIPEG

13 Daily AM		Miles	TABLE 20 (Central Time)	14 Daily PM
8 30	0	Lv. St. Paul	Ar. 10 00	
9 05	10	Lv. Minneapolis	Ar. 9 30	
10 47	76	Lv. St. Cloud	Ar. 7 39	
11 32	107	Lv. Little Falls	Ar. 6 50	
12 20	141	Ar. Staples	Lv. 5 58	
	0	Lv. Duluth	Ar. ....	
	4	Lv. Superior	Ar. ....	
	148	Ar. Staples	Lv. ....	
	159	Lv. Wadena	Ar. 5 19	
12 52	203	Lv. Detroit	Ar. 4 06	
2 00	224	Ar. Manitoba Jct.	Lv. b 3 30	
a 2 35				
122 Ex. Su.	0	Lv. Fargo	Ar. ....	135 Ex. Su. 3 Daily
1 00	1	Lv. Moorhead	Ar. ....	6 00 4 59
1 03	28	Ar. Manitoba Jct.	Lv. ....	5 56 4 55
2 02				4 57 4 08
Mixed 129 Tu. Th. Sat.		<b>RED RIVER BRANCH</b>		Mixed 130 Tu. Th. Sat.
a 2 37	224	Lv. Manitoba Jct.	Ar. b 3 30	
2 48	229	Lv. Hitterdal	Ar. 3 17	
8 02	236	Lv. Ulen	Ar. 3 02	
8 16	243	Lv. Syre	Ar. 2 49	
8 27	249	Lv. Twin Valley	Ar. 2 38	
8 43	256	Lv. Gary	Ar. 2 23	
f 3 55	262	Lv. Flaming	Ar. f 2 11	
a 4 06	268	Ar. Fertile	Lv. 2 00	
	0	Lv. Lee	Ar. 12 10	
PM 4 15	6	Lv. Tilden Jct.	Ar. f/11 48	
f 4 34	12	Lv. Delorme	Ar. 11 26	
f 4 55	16	Lv. Perault	Ar. f/11 08	
f 5 09	20	Lv. Red Lake Falls	Ar. f/10 56	
f 5 20	24	Lv. Dorothy	Ar. 10 38	
f 5 35	33	Lv. G. N. Crossing	Ar. f 9 58	
f 6 11	41	Lv. Buffington	Ar. f 9 24	
f 6 41	45	Lv. Key-West	Ar. f 9 09	
f 6 55	49	Lv. Carthage Jct.	Ar. 8 55	
f 7 06	55	Lv. East Grand Forks	Ar. 8 30	
f 7 30	60	Lv. Grand Forks	Ar. 8 15	
f 7 45	61	Ar. Fertile	Lv. 8 10	
f 7 50				
4 06	268	Lv. Melvin	Ar. f 1 44	
f 4 22	276	Lv. Kankel	Ar. f 1 35	
f 4 30	281	Lv. Harold	Ar. f 1 29	
f 4 36	284	Lv. Crookston	Ar. f 1 15	
f 4 50	291	Lv. Hixon	Ar. f 1 02	
f 5 03	298	Lv. Freeman	Ar. f/12 54	
f 5 10	302	Lv. Davidson	Ar. f/12 44	
f 5 21	307	Lv. Carthage Jct.	Ar. f/12 34	
f 5 32	313	Lv. East Grand Forks, Minn	Ar. 12 25	
f 5 47	318	Lv. Grand Forks, No. Dak.	Ar. 12 15	
f 5 52	319	Lv. Bolack	Ar. f/12 02	
f 6 03	323	Lv. Kelley	Ar. f/11 52	
f 6 13	329	Lv. Meckinock	Ar. 11 40	
f 6 26	335	Lv. Honeyford	Ar. 11 29	
f 6 37	340	Lv. Gilby	Ar. 11 22	
f 6 44	344	Lv. Johnstown	Ar. f/11 13	
f 6 53	348	Lv. Forest River	Ar. 11 04	
f 7 03	353	Lv. Voss	Ar. 10 52	
f 7 15	358	Lv. Kellogg	Ar. f/10 43	
f 7 24	362	Lv. Grafton	Ar. 10 35	
f 7 32	368	Lv. Cashel	Ar. 10 21	
f 7 46	375	Lv. Herrick	Ar. f/10 14	
f 7 53	378	Lv. Drayton	Ar. 10 04	
f 8 03	383	Lv. Pittsburg	Ar. f 9 55	
f 8 13	388	Lv. Bowsmont	Ar. f 9 48	
f 8 21	392	Lv. Fleece	Ar. f 9 39	
f 8 32	397	Lv. Joliette	Ar. f 9 31	
f 8 42	401	Lv. McArthur	Ar. f 9 24	
f 8 50	405	Lv. Pembina, No. Dak.	Ar. 9 10	
f 9 05	412	Lv. Emerson Jct., Man.	Ar. 9 00	
f 9 23	415	Lv. Letellier	Ar. 8 46	
f 9 38	426	Lv. St. Jean B'Tiste	Ar. 8 30	
f 9 54	436	Lv. Morris	Ar. 8 18	
f 10 06	439	Lv. St. Agathe	Ar. f 7 49	
f 10 35	459	Lv. Cartier	Ar. f 7 34	
f 10 48	467	Lv. Portage Jct.	Ar. f 7 10	
f 11 09	479	Lv. Winnipeg	Ar. 7 00	
f 11 20	481			

ST. PAUL-MINNEAPOLIS AND LITTLE FALLS-MORRIS

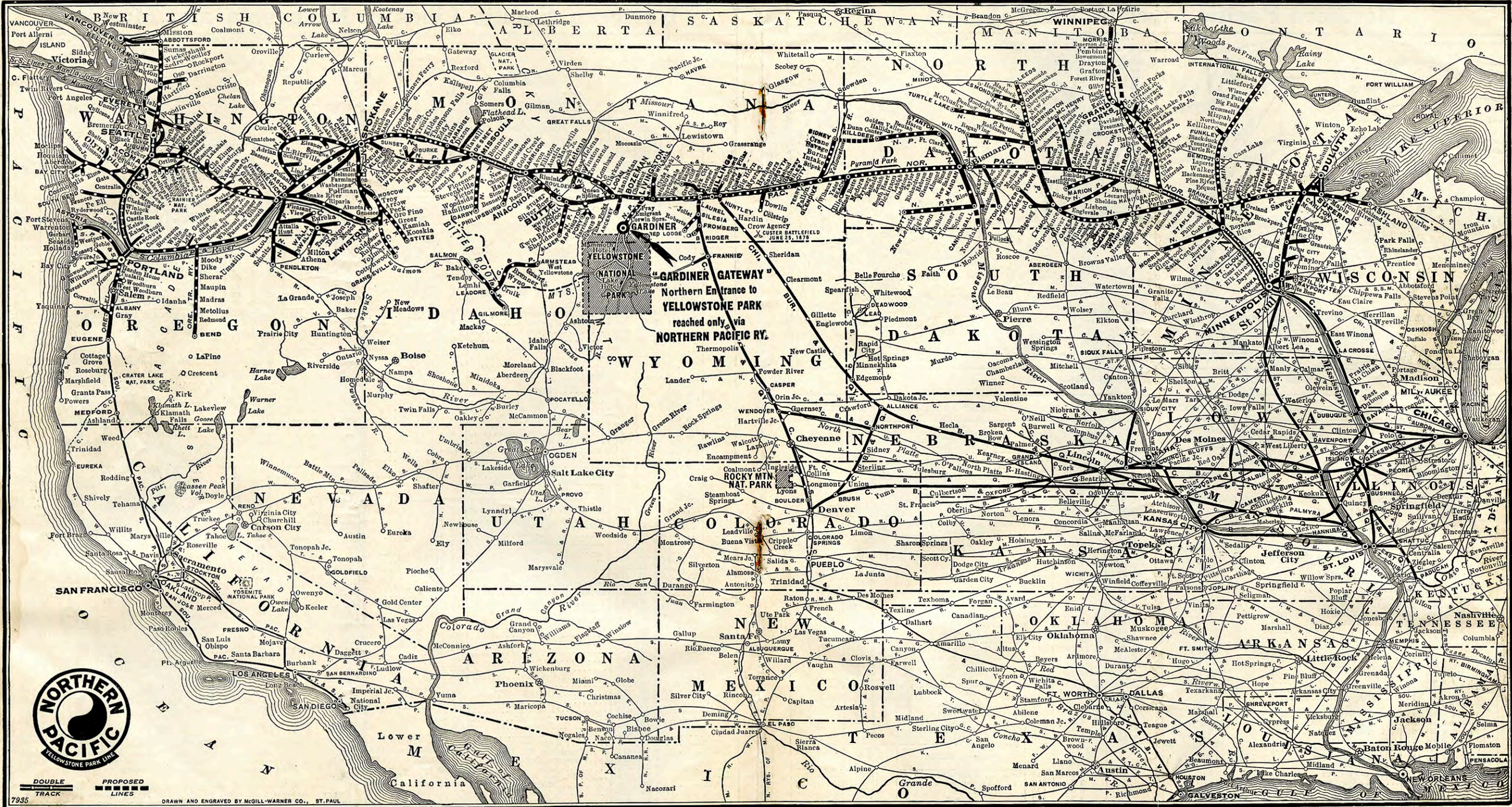
55 Daily	9 Ex. Sun.	Miles	TABLE 21 (Central Time)	10 Ex. Sun.	56 Daily
9 05	0	Lv. St. Paul	Ar. 5 45		
9 40	10	Lv. Minneapolis	Ar. 5 13		
12 30	107	Ar. Little Falls	Lv. 2 30		
8 30	0	Lv. Duluth	Ar. 9 50		
8 42	4	Lv. Superior	Ar. 9 38		
12 35	118	Ar. Brainerd	Lv. 6 10		
† 2 20	150	Ar. Little Falls	Lv. 12 45		
707 Way Frt. Ex. Sun.	29 Ex. Sun.	Miles	<b>MORRIS BRANCH</b>	30 Ex. Sun.	708 Way Frt. Ex. Sun.
9 00	2 35	0	Lv. Little Falls	Ar. 12 15	2 30
9 32	2 56	8	Lv. Flensburg	Ar. 11 55	1 58
10 00	3 13	15	Lv. Swanville	Ar. 11 38	1 28
10 18	3 24	20	Lv. Burtrum	Ar. 11 27	1 09
10 35	3 35	24	Lv. Gray Eagle	Ar. 11 17	12 51
f 10 50	3 44	28	Lv. Ward Springs	Ar. 11 08	f 12 37
f 11 02	3 50	30	Lv. Spaulding	Ar. f 11 02	f 12 27
11 55	4 04	36	Lv. Sauk Centre	Ar. 10 48	12 02
f 12 15	4 17	42	Lv. Stiles	Ar. f 10 36	f 11 13
12 38	4 31	47	Lv. Westport	Ar. 10 22	10 52
12 58	4 43	52	Lv. Villard	Ar. 10 10	10 36
1 26	5 00	59	Lv. Glenwood	Ar. 9 53	10 11
2 02	5 22	68	Lv. Starbuck	Ar. 9 32	9 40
f 2 27	5 37	73	Lv. New Prairie	Ar. 9 17	f 9 17
2 44	5 47	78	Lv. Cyrus	Ar. 9 07	9 01
3 20	6 10	87	Ar. Morris	Ar. 8 45	8 30

ST. PAUL-MINNEAPOLIS AND FERGUS FALLS-WAHPETON-OAKES

55 Daily	9 Ex. Sun.	Miles	TABLE 22 (Central Time)	10 Ex. Sun.	56 Daily
9 05	0	Lv. St. Paul	Ar. 5 45		
9 40	10	Lv. Minneapolis	Ar. 5 13		
12 30	141	Ar. Staples	Lv. 1 10		
8 30	0	Lv. Duluth	Ar. 9 50		
8 42	4	Lv. Superior	Ar. 9 38		
1 35	148	Ar. Staples	Lv. 5 10		
	111 Ex. Sun. PM		<b>MAIN LINE</b>	112 Ex. Sun. N'S	
	2 05	0	Lv. Staples	Ar. 12 55	
	2 18	7	Lv. Aldrich	Ar. 12 42	
	2 25	11	Lv. Verdale	Ar. 12 34	
	2 38	0	Lv. Fergus Falls and Black Hills Branch	Ar. 12 20	
	3 01	10	Lv. Wadena	Ar. 11 57	
	f 3 10	14	Lv. Deer Creek	Ar. f/11 48	
	3 20	18	Lv. Parkton	Ar. 11 38	
	3 34	24	Lv. Henning	Ar. 11 24	
	3 45	29	Lv. Vining	Ar. 11 13	
	3 55	33	Lv. Clithral	Ar. 11 03	
	4 14	41	Lv. Battle Lake	Ar. 10 44	
	f 4 25	46	Lv. Underwood	Ar. f/10 33	
	4 40	52	Lv. Wall Lake	Ar. 10 18	
	f 4 56	58	Lv. Fergus Falls	Ar. f/10 02	
	5 08	63	Lv. French	Ar. 9 50	
	5 19	68	Lv. Foxhome	Ar. 9 39	
	f 5 26	71	Lv. Everdell	Ar. f 9 32	
	5 38	77	Lv. Watoso	Ar. 9 20	
	5 44	78	Lv. Breckenridge, Minn.	Ar. 9 15	1 00
	f 5 55	82	Lv. Wapeton, N. D.	Ar. f 9 04	f 12 37
	9 30	85	Lv. Stevenson	Ar. f 8 58	f 12 25
	f 9 05	88	Lv. Farmington	Ar. f 8 50	f 12 09
	f 6 09	88	Lv. Fairview Jct.	Ar. 8 44	11 56
	9 15	91	Lv. Great Bend	Ar. 8 30	11 27
	9 38	97	Lv. Mooreton	Ar. 8 16	10 57
	11 18	103	Lv. Barney	Ar. 7 53	10 09
	12 12	113	Lv. Wyndmere	Ar. 7 38	9 39
	12 45	119	Lv. De Lamer	Ar. f 7 23	f 9 12
	1 15	124	Lv. Milnor	Ar. 7 11	8 49
	1 41	129	Lv. Hoving	Ar. 6 54	8 15
	2 19	136	Lv. Swinner	Ar. 6 36	7 38
	f 3 00	143	Lv. Stirum	Ar. f 6 26	f 7 19
	3 21	147	Lv. Crete	Ar. 6 15	7 00
	3 45	151	Lv. Janet	Ar. 6 05	6 50
			Lv. Oakes	Ar. 5 50	6 40

**REFERENCE NOTES**  
 fStops on flag.  
 aTrain No. 13 will stop at any station between Minneapolis and Manitoba Jct. to pick up passengers for points north of Manitoba Jct., and will get from Train No. 122 at Manitoba Jct., passengers destined to points north of Manitoba Jct.  
 bTrain No. 14 makes all stops between Manitoba Jct. and St. Paul to discharge passengers from north of Manitoba Jct., connects at Manitoba Jct., and will deliver to Train No. 9, all passengers destined to points west of Manitoba Jct., and to No. 3 at Manitoba Jct., passengers for points where No. 3 is scheduled to stop.





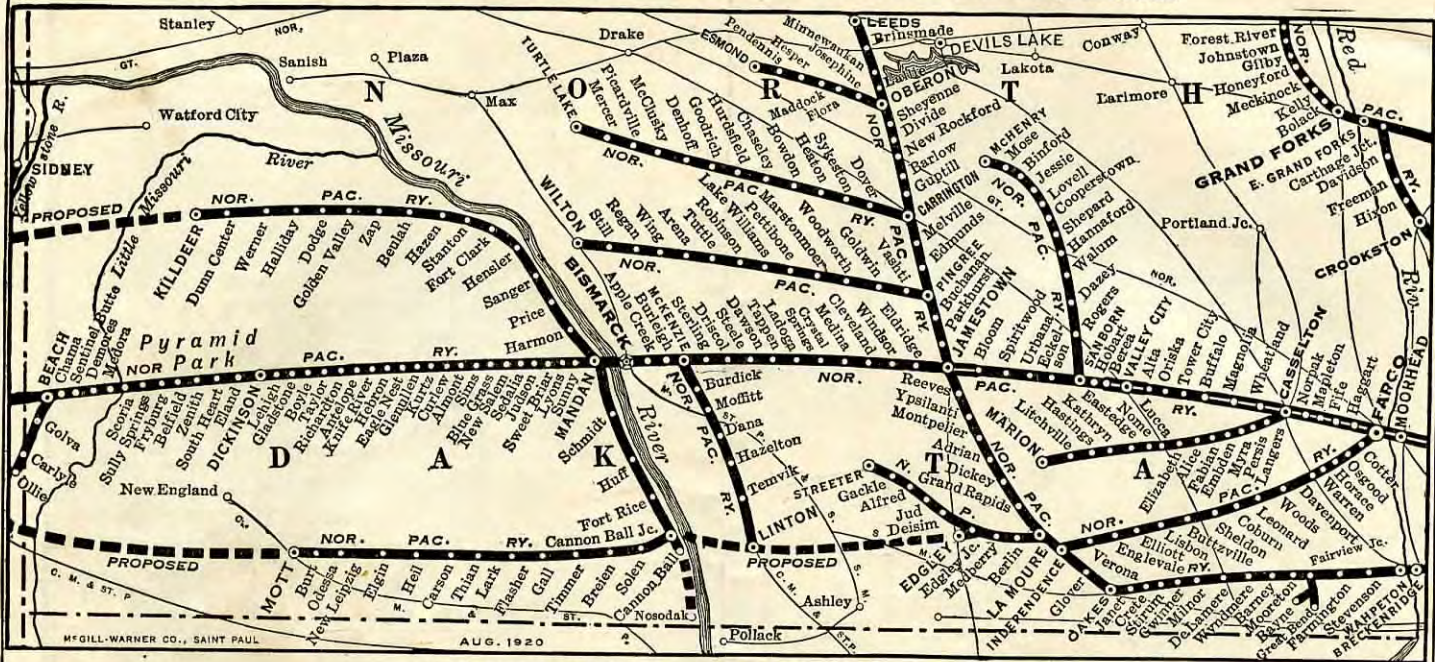
**"GARDINER GATEWAY"**  
Northern Entrance to  
**YELLOWSTONE PARK**  
reached only via  
**NORTHERN PACIFIC RY.**



DOUBLE TRACK  
PROPOSED LINES



# Northern Pacific Lines in North Dakota



SERVICE SHOWN IN TABLES 22-23-24-25-26-27-28-29-30-31.

## ST. PAUL-MINNEAPOLIS AND FERGUS FALLS-WAHPETON-OAKES

55 Daily	9 Ex. Sun.	Miles	TABLE 22 (Central Time)	10- 136 Ex. Sun.	56 Daily
9 05	0	Lv. St. Paul	Ar	5 45	
9 40	10	Lv. Minneapolis	Ar	5 13	
2 05	141	Ar. Staples	Lv	1 10	
8 30	0	Lv. Duluth	Ar		9 50
8 42	4	Lv. Superior	Ar		9 38
1 35	148	Ar. Staples	Lv		5 10
1 11	Ex. Sun.			1 12	
	PM		MAIN LINE	Ex. Sun.	
2 05	0	Lv. Staples	Ar	12 55	
2 18	7	Lv. Aldrich	Ar	12 42	
2 25	11	Lv. Verndale	Ar	12 34	
			FERGUS FALLS AND BLACK HILLS BRANCH		
2 38	0	Lv. Wadena	Ar	12 20	
3 01	10	Lv. Deer Creek	Ar	11 57	
3 10	14	Lv. Parkton	Ar	11 48	
3 20	18	Lv. Henning	Ar	11 38	
3 34	24	Lv. Vining	Ar	11 24	
3 45	29	Lv. Clitheral	Ar	11 13	
3 55	33	Lv. Battle Lake	Ar	11 03	
4 14	41	Lv. Underwood	Ar	10 44	
4 25	46	Lv. Wall Lake	Ar	10 33	
4 40	52	Lv. Fergus Falls	Ar	10 18	
4 56	58	Lv. French	Ar	10 02	
5 08	63	Lv. Foxhome	Ar	9 50	
5 19	68	Lv. Everdell	Ar	9 39	
5 26	71	Lv. Watosco	Ar	9 32	
5 38	77	Lv. Breckenridge, Minn.	Ar	9 20	
5 44	78	Lv. Wahpeton, N. D.	Ar	9 15	
5 55	82	Lv. Stevenson	Ar	9 04	
6 01	85	Lv. Farmington	Ar	8 58	
6 09	88	Lv. Fairview Jct.	Ar	8 50	
6 15	91	Lv. Mooreton	Ar	8 44	
6 29	97	Lv. Barney	Ar	8 30	
6 43	103	Lv. Wyndmere	Ar	8 16	
7 06	113	Lv. De Lamere	Ar	7 53	
7 23	119	Lv. Milnor	Ar	7 38	
7 38	124	Lv. Hoving	Ar	7 23	
7 51	129	Lv. Gwinner	Ar	7 11	
8 08	136	Lv. Stirum	Ar	6 54	
8 26	143	Lv. Crete	Ar	6 36	
8 36	147	Lv. Janet	Ar	6 26	
8 45	151	Lv. Oakes	Ar	6 15	
7 53	Mixed			7 54	
Me., We., and Fri.				Tue., Th. and Sat.	

## ST. PAUL-MINNEAPOLIS-FARGO AND LA MOURE-EDGELEY

3 Daily	7 Daily	Miles	TABLE 23 (Central Time)	8 Daily	2 Daily
9 55	10 35	0	Lv. St. Paul	Ar	7 35
10 30	11 15	10	Lv. Minneapolis	Ar	7 05
4 59	7 25	252	Ar. Fargo	Lv	10 25
8 30	5 30	0	Lv. Duluth	Ar	9 30
8 42	5 42	4	Lv. Superior	Ar	9 18
1 35	11 00	148	Ar. Staples	Lv	5 15
4 59	6 03	259	Ar. Fargo	Lv	10 25
					2 09
Gas Car Daily	139 Ex. Sun.		PM	AM	Gas Car Daily
5 10	8 25	0	Lv. Fargo	Ar	7 30
5 21	8 37	4	Lv. Cotter	Ar	7 18
5 26	8 42	6	Lv. Osgood	Ar	7 13
5 36	8 52	11	Lv. Horace	Ar	7 03
5 49	9 06	16	Lv. Warren	Ar	6 50
5 57	9 13	20	Lv. Davenport	Ar	6 42
6 10	9 28	26	Lv. Woods	Ar	6 28
6 20	9 36	29	Lv. Leonard	Ar	6 20
6 34	9 50	36	Lv. Coburn	Ar	6 04
6 48	10 03	42	Lv. Sheldon	Ar	5 48
7 09	10 24	51	Lv. Buttzville	Ar	5 26
7 22	10 37	56	Lv. Lisbon	Ar	5 10
7 40	10 58	64	Lv. Elliott	Ar	4 48
7 51	11 12	69	Lv. Englevale	Ar	4 36
8 10	11 33	77	Lv. Verona	Ar	4 17
8 24	11 50	83	Ar. Independence	Lv	4 00
	11 55	0	Lv. Independence	Ar	4 00
	12 40	15	Ar. Oakes	Lv	3 20
8 36	12 05	88	Lv. La Moure	Ar	3 42
8 36	12 35	88	Lv. La Moure	Ar	3 42
9 00	1 00	98	Lv. Berlin	Ar	3 15
9 14	1 15	104	Lv. Medberry	Ar	3 00
9 30	1 35	110	Ar. Edgeley	Lv	2 45
					6 10
Mixed	143 Ex. Sun.		PM	AM	Mixed
2 25	110	Lv. Edgeley	Ar	11 59	
2 50	118	Lv. Deisem	Ar	11 27	
3 14	125	Lv. Jud	Ar	11 00	
3 33	133	Lv. Alfred	Ar	10 34	
3 52	140	Lv. Gackle	Ar	10 09	
4 20	151	Ar. Streeter	Lv	9 30	



ST. PAUL-MINNEAPOLIS AND FARGO-CASSETON-MARION

57 Daily	7 Daily	Miles	TABLE 24 (Central Time)		8 Daily	58 Daily
	10 35	0	Lv. St. Paul	Ar	7 35	
	11 15	10	Lv. Minneapolis	Ar	7 05	
	7 25	252	Ar. Fargo	Lv	10 25	
5 30		0	Lv. Duluth	Ar		9 30
5 42		4	Lv. Superior	Ar		9 18
11 00	137	148	Ar. Staples	Lv	138	10 25
6 03	Ex. Sun.	259	Ar. Fargo	Lv	Ex. Sun.	
	10 35	0	Lv. Fargo	Ar	5 30	
	10 45	5	Lv. West Fargo	Ar	5 20	
	10 49	8	Lv. Fife	Ar	5 16	
	10 57	12	Lv. Mapleton	Ar	5 08	
	11 01	14	Lv. Norpak	Ar	5 04	
	11 11	19	Lv. Casselton	Ar	4 55	
	11 15	21	Lv. Langers	Ar	4 50	
	11 24	25	Lv. Myra	Ar	4 40	
	11 38	32	Lv. Embden	Ar	4 25	
	11 50	36	Lv. Fabian	Ar	4 13	
	11 56	38	Lv. Alice	Ar	4 08	
	12 11	44	Lv. Elizabeth	Ar	3 52	
	12 19	47	Lv. Lucca	Ar	3 44	
	12 32	52	Lv. Nome	Ar	3 31	
	12 43	56	Lv. Eastedge	Ar	3 19	
	12 55	60	Lv. Kathryn	Ar	3 07	
	1 13	67	Lv. Hastings	Ar	2 49	
	1 27	72	Lv. Litchville	Ar	2 35	
	1 45	79	Lv. Marion	Lv	2 15	

Reference Notes.  
 // Lunch.  
 P. M. time shown in bold face type.  
 A. M. time shown in light face type.

SANBORN AND COOPERSTOWN-McHENRY

Daily	141 Ex. Sun.	Miles	TABLE 25 (Central Time)		Daily
	10 15	0	Lv. Valley City	Ar	6 05
	10 42	0	Lv. Sanborn	Ar	5 40
	11 08	10	Lv. Rogers	Ar	5 14
	11 29	18	Lv. Dazey	Ar	4 53
	11 43	24	Lv. Walum	Ar	4 39
	11 52	27	Lv. Hannaford	Ar	4 30
	12 07	33	Lv. Shepard	Ar	4 14
	12 17	37	Lv. Cooperstown	Ar	4 04
	12 27	41	Lv. Lovell	Ar	3 54
	12 41	46	Lv. Jessie	Ar	3 40
	12 54	51	Lv. Binford	Ar	3 26
	1 08	57	Lv. Mose	Ar	3 12
	1 25	63	Lv. McHenry	Lv	2 55

Reference Notes.  
 P. M. time shown in bold face type.  
 A. M. time shown in light face type.

ST. PAUL-MPLS.-DUL.-SUPR.-CARRINGTON AND ESMOND-LEEDS

57 Daily	7 Daily	Miles	TABLE 26 (Central Time)		8 Daily	58 Daily
	10 35	0	Lv. St. Paul	Ar	7 35	
	11 15	10	Lv. Minneapolis	Ar	7 05	
165 Ex. Sun.	157 Ex. Sun.	361	Lv. Duluth	Ar	158 Ex. Sun.	9 30
	11 15	4	Lv. Superior	Ar	9 18	166 Ex. Sun.
11 50	12 05	0	Lv. Jamestown	Ar	4 00	1 55
12 07	12 20	6	Lv. Parkhurst	Ar	3 41	1 32
12 25	12 36	13	Lv. Buchanan	Ar	3 24	1 14
12 45	12 54	21	Lv. Pingree 27	Ar	3 05	12 54
	1 10	28	Lv. Edmunds	Ar	2 49	
To Wilton See Table No. 27.	1 26	35	Lv. Melville	Ar	2 32	
	1 50	44	Lv. Carrington	Lv	2 10	
	2 35	0	Lv. Carrington	Ar	12 50	160 Ex. Sun.
	2 53	7	Lv. Dover	Ar	12 29	Table No. 27.
	3 08	13	Lv. Sykeston	Ar	12 14	
	3 26	27	Lv. Heaton	Ar	11 56	
	3 46	33	Lv. Bowdon	Ar	11 22	
	4 00	38	Lv. Chaseley	Ar	11 09	
	4 14	47	Lv. Hurdfield	Ar	10 45	
	4 38	47	Lv. Goodrich	Ar	10 28	
	4 55	54	Lv. Denhoff	Ar	10 25	
	5 18	63	Lv. McClusky	Ar	10 05	
	5 34	69	Lv. Picardville	Ar	9 49	
	5 51	76	Lv. Mercer	Ar	9 32	
	6 15	84	Lv. Turtle Lake	Lv	9 10	
	2 12	48	Lv. Gaptill	Ar	1 48	
	2 22	52	Lv. Barlow	Ar	1 39	
	2 41	60	Lv. New Rockford	Ar	1 20	
	3 09	71	Lv. Shevener	Ar	12 53	
	3 31	79	Lv. Oberon	Ar	12 32	
Mixed 173 Ex. Sun.		0	Lv. Oberon	Ar		
3 45		5	Lv. Josephine	Ar		
4 04		10	Lv. Flora	Ar		
4 22		15	Lv. Maddock	Ar		
4 41		20	Lv. Hesper	Ar		
4 58		24	Lv. Pendennis	Ar		
5 12		28	Lv. Esmond	Lv		
5 25		33	Lv. Lallie	Ar	12 22	
		38	Lv. Minnewaukan	Ar	12 05	
		43	Lv. Brinsmade	Ar	11 44	
		48	Lv. Leeds	Lv	11 20	

Mixed 174 Ex. Sun.

TWIN CITIES-JAMESTOWN AND WILTON

7 Daily	Miles	TABLE 27 (Central Time)		8 Daily
10 35	0	Lv. St. Paul	Ar	7 35
11 15	10	Lv. Minneapolis	Ar	7 05
	11 50	Lv. Jamestown	Ar	1 50 PM
	12 50 PM	Lv. Pingree 26	Ar	12 54
	1 11	Lv. Vashit	Ar	12 25
	1 27	Lv. Goldwin	Ar	12 09
	1 39	Lv. Woodworth	Ar	11 57
	2 07	Lv. Pettibone	Ar	11 29
	2 19	Lv. Lake Williams	Ar	11 17
	2 38	Lv. Robinson	Ar	10 58
	3 02	Lv. Tuttle	Ar	10 34
	3 24	Lv. Arena	Ar	10 11
	3 36	Lv. Wing	Ar	9 59
	4 05	Lv. Regan	Ar	9 30
	4 17	Lv. Still	Ar	9 17
	4 35	Lv. Wilton	Lv	9 00

ST. PAUL-MPLS.-DUL.-SUPR.-LA MOURE AND OAKES—VIA JAMESTOWN

57 Daily	1 Daily	Miles	TABLE 28 (Central Time)		8 Daily	58 Daily
	10 55	0	Lv. St. Paul	Ar	7 35	
	11 30	10	Lv. Minneapolis	Ar	7 05	
5 30	154	0	Lv. Duluth	Ar	155	9 30
5 42	Ex. Sun.	4	Lv. Superior	Ar	Ex. Sun.	9 18
	9 30	0	Lv. Jamestown	Ar	6 25	
	9 48	7	Lv. Reeves	Ar	6 02	
	10 01	13	Lv. Ypsilanti	Ar	5 48	
	10 16	19	Lv. Montpelier	Ar	5 33	
	10 34	26	Lv. Adrian	Ar	5 14	
	11 10	33	Lv. Dickey	Ar	4 57	
	11 35	41	Lv. Grand Rapids	Ar	4 36	
	11 55	49	Lv. La Moure	Ar	4 17	
	12 15	54	Lv. Independence	Ar	4 00	
	12 40	61	Lv. Glover	Ar	3 40	
	12 40	69	Lv. Oakes	Lv	3 20	

McKENZIE AND LINTON

Mixed 175 Ex. Sun.	Miles	TABLE 29		Mixed 176 Ex. Sun.
3 20	0	Lv. McKenzie	Ar	12 30
3 40	7	Lv. Burdick	Ar	12 05
3 55	12	Lv. Moffitt	Ar	11 50
4 20	20	Lv. Dana	Ar	11 25
4 50	28	Lv. Hazelton	Ar	11 00
5 20	37	Lv. Temvik	Ar	10 25
5 50	45	Lv. Linton	Lv	10 00

MANDAN, NEW LEIPZIG AND MOTT

161 Ex. Sun. PM	Miles	TABLE 30 (Mountain Time)		162 Ex. Sun. NN
3 10	0	Lv. Mandan	Ar	12 30
3 40	13	Lv. Schmidt	Ar	11 56
3 57	20	Lv. Huff	Ar	11 38
4 15	28	Lv. Fort Rice	Ar	11 19
4 39	37	Lv. Cannon Ball	Ar	10 58
5 07	47	Lv. Solen	Ar	10 27
5 25	54	Lv. Breien	Ar	10 10
5 34	59	Lv. Timmer	Ar	10 01
6 05	72	Lv. Flasher	Ar	9 30
6 26	80	Lv. Lark	Ar	9 09
6 51	97	Lv. Carson	Ar	8 46
7 07	97	Lv. Heil	Ar	8 30
7 25	104	Lv. Elgin	Ar	8 13
7 39	110	Lv. New Leipzig	Ar	8 00
7 48	114	Lv. Odessa	Ar	7 51
8 04	120	Lv. Burt	Ar	7 36
8 25	129	Lv. Mott	Lv	7 15

Mountain Time, one hour earlier than Central Time.

Mountain Time, one hour earlier than Central Time.

MANDAN, STANTON AND KILLEDEER

163 Ex. Sun. PM	Miles	TABLE 31 (Mountain Time)		164 Ex. Sun. NN
3 30	0	Lv. Mandan	Ar	12 15
3 57	11	Lv. Harmon	Ar	11 44
4 22	21	Lv. Price	Ar	11 19
4 39	28	Lv. Sanger	Ar	11 02
4 58	36	Lv. Hensler	Ar	10 44
5 19	44	Lv. Fort Clark	Ar	10 23
5 41	53	Lv. Stanton	Ar	10 01
6 10	65	Lv. Hazen	Ar	9 32
6 30	74	Lv. Beulah	Ar	9 12
6 47	81	Lv. Zap	Ar	8 55
7 04	88	Lv. Golden Valley	Ar	8 38
7 20	95	Lv. Dodge	Ar	8 22
7 38	102	Lv. Halliday	Ar	8 04
7 52	108	Lv. Werner	Ar	7 50
8 11	115	Lv. Dunn Center	Ar	7 31
8 30	122	Lv. Killdeer	Lv	7 15

Mountain Time, one hour earlier than Central Time.

Mountain Time, one hour earlier than Central Time.



# "Northern Pacific" Dining Car Service

*An American Railroad Achievement!*

## Club Meals—Real Economy for Travelers

### Club Breakfasts

#### No. 1. Fifty Cents

Shredded Wheat, Oatmeal, Grape Nuts  
or Corn Flakes with Cream  
Hot Rolls      Muffins      Toast  
Coffee          Tea              Milk

#### No. 2. Fifty Cents

Prunes with Cream, Apple Sauce,  
Half Cantaloupe  
Whole Orange, Berries with Cream  
Hot Rolls      Muffins      Toast  
Coffee          Tea              Milk

#### No. 3. Seventy-Five Cents

Choice: Oatmeal, Grape Nuts,  
Corn Flakes with Cream  
Fruit or Cereal  
Prunes with Cream, Apple Sauce,  
Half Cantaloupe  
Whole Orange Berries with Cream  
Choice: Minced Ham with Scrambled Eggs  
Tomato or Bacon Omelet  
Eggs—Boiled, Fried or Shirred  
Muffins      Toast      Hot Rolls  
Coffee          Tea              Milk

#### No. 4. One Dollar

Choice: Oatmeal, Grape Nuts,  
or Corn Flakes with Cream  
— and —  
Choice: Apple Sauce, Prunes with Cream,  
Half Cantaloupe, Berries with Cream  
Choice: Ham or Bacon with One Egg  
Calf's Liver with Bacon  
Sausage with Cakes  
Eggs—Boiled, Fried or Shirred  
Toast      Muffins      Hot Rolls  
Coffee      Tea              Milk  
(Bran served with any cereal on request)

### \*Club Dinners

#### No. 1. Seventy-Five Cents

Hot Consomme  
Shrimp, Crab or Chicken Salad  
Vienna Rolls with Butter  
Tea or Coffee

#### No. 2. Seventy-Five Cents

Soup  
Meat or Fish  
*Selected from Special Slip*  
Boiled or Mashed Potatoes  
Bread and Butter  
Coffee      Tea      Milk

#### No. 3. One Dollar

Lettuce or Tomatoes  
Soup  
Meat or Fish  
*Selected from Special Slip*  
N. P. BIG BAKED POTATO      Vegetable  
Pie, Pudding or Ice Cream  
Coffee      Tea      Milk

\*Choice foods selected for the club meals daily.



*"Famously Good Meals!"*



# Very Low Summer Fares



**T**HIS summer visit the Pacific Northwest while excursion rates are in effect. You will be amazed at the low cost of a wonderful vacation—in the mountains, at the seashore, at Yellowstone or Rainier National Parks!

**Northern Pacific Vacations** take you into the great states of Montana, Wyoming, Idaho, Washington and Oregon. Visit remarkable cities! See Indians and wild game, frontier relics and great mines! **Learn the Pacific Northwest.**

## Yellowstone Park Rocky Mountains Pacific Coast

Tickets to Yellowstone Park will be on sale June 1st to September 13th, inclusive, depending on starting point.

The last date that passengers can arrive at Gardiner or Cody and make a tour of Yellowstone Park will be September 15th, 1926.

Tickets to Helena and Butte will be sold June 1st to September 30th, inclusive, and to Spokane, Lewiston, Walla Walla, North Pacific Coast and California destinations will be sold May 15th to September 30th, inclusive.

Limits—Final return limit of October 31st, 1926.

Stop-Overs—Stop-overs allowed at any point within final limit.

From the following cities	To the points listed below					From the following cities	To the points listed below				
	Yellowstone National Park	Butte-Helena Montana Rockies	Spokane Lewiston Walla Walla	Seattle Tacoma Vancouver-Victoria	California one-way via North Pacific Coast		Yellowstone National Park	Butte-Helena Montana Rockies	Spokane Lewiston Walla Walla	Seattle Tacoma Vancouver-Victoria	California one-way via North Pacific Coast
New York City	\$111.67	\$114.27	\$137.37	\$142.62	\$160.62	Chicago	\$ 59.35	\$ 61.95	\$ 85.05	\$ 90.30	\$108.30
Boston	118.95	121.35	144.45	149.70	167.70	St. Louis	61.95	64.55	80.35	85.60	103.60
Philadelphia	106.49	109.09	132.17	137.44	155.44	Kansas City	52.50	60.40	70.35	75.60	93.60
Washington	103.80	106.40	129.50	134.75	152.75	Milwaukee	59.35	60.90	83.85	89.10	109.50
Buffalo	89.45	92.05	115.15	120.40	138.40	Des Moines	54.60	59.40	76.30	81.55	99.55
Pittsburgh	86.40	89.00	112.10	117.35	135.35	St. Paul	48.55	51.65	70.35	75.60	101.75
Detroit	75.05	77.65	100.75	106.00	124.00	Minneapolis	48.55	51.65	70.35	75.60	101.75
Cincinnati	74.71	77.31	100.20	105.45	123.45	Duluth	50.50	51.65	70.35	75.60	105.30
Cleveland	79.00	81.60	104.70	109.95	127.90	Superior	50.50	51.65	70.35	75.60	105.20

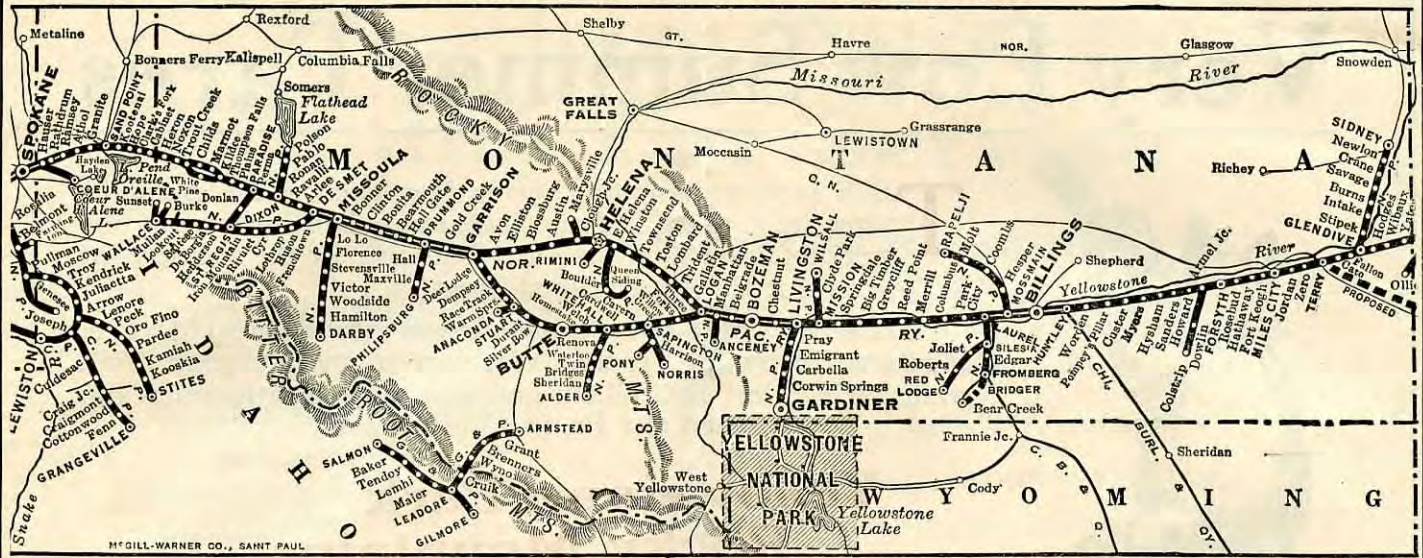
Please call upon us for travel information whenever you wish it.

A. B. Smith, Passenger Traffic Manager,  
St. Paul, Minnesota

# Northern Pacific Railway



# Northern Pacific Lines in Montana



M. GILL-WARNER CO., SAHIT PAUL

### BEACH AND OLLIE

Mixed 199 Tu. Th. Sat.	Miles	TABLE 32 (Mountain Time)	Mixed 200 Mo. We. Fr.
12 01	0	Lv. Beach	10 00
12 55	13	Golya No. Dak.	9 05
1 30	21	Carlyle, Mont.	8 20
2 00	26	Ollie	8 00

### GLENDIVE AND SIDNEY

Mixed 202 Ex. Sun.	Miles	SIDNEY BRANCH TABLE 33 (Mountain Time)	Mixed 201 Ex. Sun.
7 30	0	Lv. Glendive	3 10
8 00	11	Stipek	2 35
8 26	21	Intake	2 09
8 49	29	Burns	1 46
9 06	35	Savage	1 30
9 20	39	Hoffmanville	1 18
9 35	45	Crane	1 06
9 55	51	Newlon	12 51
10 20	55	Sidney	12 40

### ROSEBUD BRANCH

Miles	TABLE 33A
0	Nichols
15	Dowltn
29	Colestrip

### BILLINGS AND CENTRAL MONTANA BRANCH

Miles	TABLE 34
0	Billings
4	Spur No. 1
8	Spur No. 3
14	Shepherd

### LAUREL-MOSSMAIN AND RAPELJE

Mixed 827 Tues. and Sat.	Miles	TABLE 35 (Mountain Time)	Mixed 828 Tues. and Sat.
9 45	0	Lv. Laurel	4 00
10 00	5	Mossmain	3 40
10 17	13	Hesper	3 30
10 52	23	Wickett	3 15
11 15	29	Coombs	2 43
11 45	37	Mott	2 23
12 30	47	Wheat Basin	1 58
		Ar. Rapelje	1 25

### BILLINGS-LAUREL AND BRIDGER

Mixed 209 Motor Ex. Su.	Miles	TABLE 36 (Mountain Time)	Mixed 210 Motor Ex. Su.
3 30	0	Lv. Billings	10 40
3 45	6	Yegen	10 23
3 53	10	Mossmain	10 13
4 05	15	Laurel	10 05
4 15	20	Mason	9 55
4 30	25	Silesia	9 45
4 52	31	Edgar	9 27
5 10	37	Fromberg	9 14
5 30	44	Ar. Bridger 39	9 00

### BILLINGS AND RED LODGE

207 Daily	Miles	TABLE 37 (Mountain Time)	208 Daily
9 15	0	Lv. Billings	5 20
9 30	6	Yegen	5 05
9 38	10	Mossmain	4 57
9 45	15	Laurel	4 50
9 55	20	Mason	4 35
10 05	25	Silesia	4 25
10 12	27	Rockvale	4 18
10 28	33	Joliet	4 02
10 42	36	Boyd	3 48
10 59	44	Selmes	3 36
11 09	47	Roberts	3 29
11 30	53	Fox	3 14
11 50	59	Ar. Red Lodge	3 00

### SERVICE SHOWN IN TABLES 32-33-34-35-36-37-38-39-40-41-42-43-44-45-46-47-48-49-50-51.

## Livingston and Gardiner—Gateway to Yellowstone National Park

Tu. Th. Sa. & Su.	Mixed Mon. We. & Fri.	Miles	TABLE 38	Mixed Mon. We. Fri.	Tu. Th. Sa. & Su.
8 00	8 00	0	Lv. Livingston	3 20	1 45
f 8 24	f 8 40	10	Brislin	f 2 46	f 1 21
f 8 34	f 8 57	15	Trail Creek	f 2 31	f 1 11
f 8 42	f 9 07	17	Pray	f 2 22	f 1 03
f 8 50	f 9 19	20	Chicory	f 2 10	f 12 55
f 8 57	f 9 29	23	Emigrant (Chico Hot Springs)	f 2 00	f 12 48
f 9 03	f 9 39	25	Merriman	f 1 50	f 12 42
f 9 14	f 9 57	31	Dailey (For Service During Park Season)	f 1 33	f 12 31
f 9 29	f 10 22	37	Carbella	f 1 09	f 12 16
f 9 36	f 10 34	40	Sphinx. (See Pages 19-20)	f 1 00	f 12 09
f 9 52	f 10 57	47	Corwin Springs	12 36	11 53
10 01	11 07	49	Electric	f 12 27	11 44
10 08	11 18	52	Deever	f 12 17	11 37
10 15	11 30	54	Ar. Gardiner	12 10	11 30

### MONTANA, WYOMING AND SOUTHERN RAILROAD BRIDGER, GOLDEN AND BEARCREEK

1 Ex. Sun.	Miles	TABLE 39 (Mountain Time)	2 Ex. Sun.
PM			AM
f 5 35	0	Lv. Bridger 36	f 8 40
f 5 56	6	Golden	f 8 24
f 6 15	12	Belfry	8 10
f 6 50	20	Ar. Bearcreek	7 35

### LIVINGSTON-CLYDE PARK AND WILSALL

Mixed 216 Tu. Th. Sa.	Miles	TABLE 40 (Mountain Time)	Mixed 215 Tu. Th. Sa.
8 30	0	Lv. Livingston	1 00
f 8 45	6	Mission	12 35
f 9 05	10	Grannis	f 12 15
f 9 26	14	Chadborn	11 55
f 9 42	17	Tregloan	f 11 40
f 9 54	20	Clyde Park	11 29
10 18	26	Shields	11 06
10 30	28	Ar. Wilsall	10 55

P. M. time shown in bold face type; A. M. time shown in light face type.  
f Stops on flag. s Stops on signal Sundays.

### \*FLATHEAD LAKE BOAT SERVICE (Anderson Boat Co.)

Lv. Somers	9:00 a.m.	Lv. Polson	1:00 p.m.
Ar. Polson	11:30 a.m.	Ar. Somers	3:30 p.m.

\*Service Starts June 15th.

### AUTO STAGE DAILY SERVICE

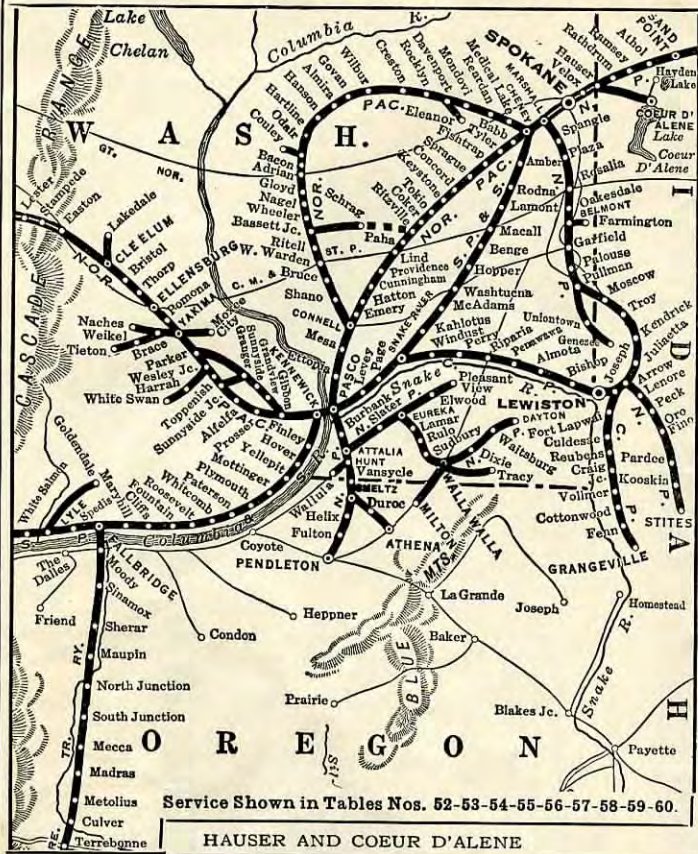
Lv. Polson	9:30 a.m.	Lv. Kalispell	8:00 a.m.	3:30 p.m.
Ar. Kalispell	12:30 p.m.	Ar. Polson	11:00 a.m.	6:30 p.m.







# Northern Pacific Lines in Washington and Idaho



## SPOKANE-PULLMAN AND LEWISTON

313 Daily	311 Daily	Miles	TABLE 54 (Pacific Time)	312 Daily	314 Daily
4 00	8 40	0	Lv. Spokane. Ar	2 15	6 30
4 18	8 57	9	Marshall	1 58	6 12
4 30	9 09	15	Dynamite	1 44	6 00
4 43	9 22	20	Spangle	1 31	5 48
4 59	9 41	28	Plaza	1 11	5 31
5 15	9 56	36	Rosalia	12 54	5 15
5 38	10 21	47	Oakesdale	12 27	4 51
5 50	10 33	52	Belmont	12 15	4 39
		52	Lv. Belmont Ar		
		58	Hayfield		
		62	Ar. Farmington Lv		
6 10	10 42	56	Eden	12 06	
	10 47	58	Garfield	12 01	4 24
6 34	10 55	61	Cedar Creek	11 51	
6 48	11 08	68	Palouse	11 36	4 02
6 59	11 22	75	Fallon	11 22	3 48
	11 33	79	Whelan	11 07	3 38
7 10	11 45	84	Ar. Pullman Lv	10 55	3 27
			Mixed Ex. Sun.		
	12 10	0	Lv. Pullman Ar	9 55	
	12 20	1	Pullman Jct.	9 35	
	12 40	6	Staley	9 20	
	12 47	8	Chamber	9 13	
	12 55	11	Johnson	9 05	
	1 10	16	Colton	8 40	
	1 25	19	Uniontown	8 30	
	1 55	28	Ar. Genesee Lv	8 00	
7 25	12 01	84	Lv. Pullman Ar	10 40	3 15
7 39	12 13	90	Sunshine, Wash.	10 28	3 03
7 52	12 26	95	Moscow, Idaho	10 15	2 61
8 06	12 40	101	Joel	9 56	2 35
8 17	12 50	105	Howell	9 44	
8 25	12 57	108	Troy	9 36	2 17
8 42		114	Bovard		1 69
8 58	1 25	120	Kendrick	9 02	1 45
9 08	1 35	124	Juliaetta	8 52	1 35
9 28	1 55	132	Arrow	8 04	1 50
9 38	6 05	8 35	Joseph	7 55	8 22
9 40	6 10	8 53	Lv. North Lapwai	7 50	8 20
10 00	6 30	9 15	Ar. Lewiston Lv	8 00	1 15
			Clarkton		12 40

aStreet car service between Lewiston and Clarkton every 15 minutes. || Lunch.

Service Shown in Tables Nos. 52-53-54-55-56-57-58-59-60.

## HAUSER AND COEUR D'ALENE

Mixed Ex. Sun.	Miles	TABLE 52 Pacific Time	Mixed Ex. Sun.
7 45	20	Lv. Hauser Ar	7 15
7 55	22	Grand Jct.	7 00
8 10	24	Post Falls	6 50
8 45	25	Blackwell	6 25
9 15	34	Ar. Coeur d'Alene Lv	6 15

## SPOKANE-COULEE AND ADRIAN

879 Mixed Wed. Fri. and Sun. AM	315 Ex. Sun. AM	Miles	TABLE 53 (Pacific Time)	316 Ex. Sun. PM	882 Mixed Tues. Thur. and Sat. PM
7 10	0	Lv. Spokane Ar	5 40		
7 28	9	Marshall	5 20		
8 05	16	Cheney	4 55		
8 17	23	Four Lakes	4 42		
8 27	27	Medical Lake	4 32		
8 37	32	Deep Creek	4 19		
8 48	37	Hite	4 09		
9 02	43	Reardan	3 57		
9 17	50	Mondovi	3 41		
9 35	58	Davenport	3 26		
9 48	64	Rocklyn	3 11		
10 05	73	Telford	2 54		
10 21	81	Creston	2 38		
10 43	91	Wilbur	2 16		
10 56	97	Govan	2 01		
11 11	104	Almira	1 47		
11 19	108	Hanson	1 38		
11 31	113	Hartline	1 26		
11 53	122	Oclair			
7 20	125	Ar. Coulee Lv	12 55		2 00
8 00	133	Ar. Bacon Lv		Wed. Fri. Sun.	1 20
8 40	143	Ar. Adrian Lv			12 40
2 00	122	Lv. Odair Ar	7 20		
2 10	125	Ar. Coulee Lv	7 10		

## CAMAS PRAIRIE RAILROAD

311 Daily	Miles	TABLE 55 (Pacific Time)	314 Daily
344 Daily	8 40	Lv. Spokane Ar	6 30
	2 15	Ar. North Lapwai	1 00
3 15	0	Lv. Lewiston Ar	11 10
3 38	9	Lv. North Lapwai	10 50
3 43	10	Joseph	10 46
3 51	13	Port Lapwai	10 37
4 00	16	Sweetwater	10 30
4 08	18	Bundy	10 24
4 13	20	Jacques	10 20
4 26	22	Culdesac	10 14
5 21	36	Reubens	9 27
5 31	40	Craig Jct.	9 15
5 44	45	Craigmont	9 03
6 01	53	Ferdinand	8 43
6 22	61	Cottonwood	8 20
6 47	70	Penn.	7 58
7 10	77	Ar. Grangeville Lv	7 40
C. P. R. R. Frt. Daily	7 Motor Daily		C. P. R. R. Frt. Daily
3 10	9 20	Lv. Lewiston Ar	1 30
3 45	9 39	Alpowa	12 59
4 34	10 05	Bishop	12 20
5 35	10 33	Almota	11 35
6 22	10 58	Penawawa	10 53
8 00	11 51	Ar. Riparia Lv	9 30
		Lv. Riparia Ar	
		Perry	
		Davin	
		Windust	
		Walker	
		Snake River Jct.	
		Snake River	
		Ar. Pasco Lv	
		Lv. Pasco Ar	
		Ar. Seattle Lv	
		Ar. Tacoma Lv	
41 Daily			334 Daily
AM			AM
12 05			10 10
9 00			11 50
9 00			11 40



CONNELL-BASSETT JCT. AND ADRIAN

Mixed 858-882- 881 Thur.	Mixed 846-882- 881 Tu. Sat.	Miles	TABLE 56 (Pacific Time)		Mixed 880-879- 845 Wed.	Mixed 880-879- 857 Sun. Fri.
8 45	8 45		Lv. Connell	Ar	2 30	12 05
f 9 20	f 9 20	0	Shano	f	1 50	f 11 35
f 10 00	f 10 00	10	Bruce	f	1 25	f 11 15
f 10 30	f 10 30	17	West Warden	f	12 55	f 10 45
f 10 50	f 10 50	26	Ritell	f	12 35	f 10 30
		31	Ar. Bassett Jct.	Lv		
	11 40	0	Lv. Schrag	Lv	11 40	
	11 45	12	Lv. Schrag	Ar	11 15	
11 25	1 00	39	Wheeler		10 00	10 00
f 11 50	f 1 35	45	Nagel	f	9 35	f 9 35
f 12 05	f 1 55	49	Gloyd	f	9 20	f 9 20
12 40	2 30	61	Adco		8 45	8 45
12 40	12 40		Lv. Adrian	Ar	8 40	8 40
			Lv. Adco	Ar	8 20	8 20
f 1 20	f 1 20		Bacon	f	8 00	f 8 00
f 2 00	f 2 00		Odair	f	7 20	f 7 20
2 10	2 10		Ar. Goulee	Lv	7 10	7 10

Mixed Ex. Sun.	TABLE 56a (Pacific Time)		Mixed Ex. Sun.
	9 30	.0	1 30
	10 30	2.7	
		22.7	11 30

SPOKANE-PORTLAND-SEATTLE-TACOMA-WALLA WALLA AND DAYTON

4 Daily AM	2 Daily PM	Miles	TABLE 57 (Pacific Time)		3 Daily PM	1 Daily PM		
9 30	8 00	0	Lv. Portland	Ar	7 00	7 00		
4 20	2 25	229	Ar. Pasco	Lv	12 40	12 10		
334	2	4	NORTHERN PACIFIC		41	333		
11 50	9 30	0	Lv. Seattle	Ar	9 00	6 50		
11 40	9 20	0	Lv. Tacoma	Ar	9 00	7 00		
10 10	5 40	3 35	Ar. Pasco	Lv	12 05	7 35		
3	3				42	334		
7 20	7 20	0	Lv. Spokane	Ar	7 40	3 15		
11 20	11 20	146	Ar. Pasco	Lv	2 40	10 30		
351 Motor Daily AM	353 Motor Daily PM	349 Motor Daily AM	347 Daily AM	348 Daily PM	350 Motor Daily PM	354 Motor Daily AM	352 Motor Daily PM	
#11 45	5 50	#11 35	4 00	0	Lv. Pasco	Ar	11 15	# 5 10
11 50	f 5 55	/11 42	f 4 07	3	Ainsworth Jct.	f	11 05	f 5 13
11 54	5 59	11 44	4 11	4	Burbank	f	11 00	5 08
/12 02	f 6 07	/11 52	f 4 23	9	Two Rivers	f	10 49	f 4 59
12 10	6 15	11 59	4 30	12	Attalia	f	10 40	4 52
/12 22	To Pendleton	f 4 45	19		Adams	f	10 23	To Pendleton
/12 24	See Table 59	f 4 47	20		LeGrow	f	10 21	See Table 59
/12 27	f 6 32	4 51	21		Slater	f	10 18	f 9 27
/12 36	f 6 41	5 01	25		Welland	f	10 09	f 9 26
/12 40	f 6 45	5 06	28		Adkins	f	10 04	f 9 16
12 50	6 55	Sun.	34		Eureka	f	9 53	9 06
	9 15		0		Lv. Eureka	Ar	12 30	
	f 9 23		2		Babcock		12 15	
	f 9 33		5		Lee		12 05	
	f 9 48		8		Elwood		11 50	
	/10 00		11		Clyde		11 30	
	/10 08		13		Pickard		11 13	
	/10 15		15		Reser		11 05	
	/10 30		19		Ar. Pleasant View	Lv	10 50	
1 02	f 7 07	5 33	40		Lamar	f	9 38	f 8 53
f 1 05	f 7 11	f 5 37	42		Shaw	f	9 34	f 8 49
f 1 09	f 7 15	f 5 43	44		Paddock	f	9 30	f 8 46
f 1 11	f 7 18	f 5 46	45		Climax	f	9 27	f 8 44
1 19	7 25	f 5 56	50		Rulo	f	9 16	8 34
f 1 23	f 7 29	f 6 02	52		Thiel	f	9 11	8 30
f 1 28	f 7 33	f 6 09	56		Dry Creek	f	9 04	8 24
f 1 30	f 7 35	f 6 12	57		Sudbury	f	9 01	8 22
f 1 33	f 7 38	f 6 17	59		Pedigo	f	8 56	8 19
1 45	7 50	6 30	64		Walla Walla	f	8 45	8 10
	/10 44		69		Rifle	f	3 46	
	/10 50		71		Sapoli	f	3 40	
	/10 54		72		Buroker	f	3 36	
	/10 56		72		Spring Creek	f	3 34	
	/11 04		74		Gilliam	f	3 28	
	11 16		75		Dixie	f	3 24	
	/11 22		77		Eastman	f	3 18	
	/11 35		80		Minnick	f	3 06	
	/11 55		85		Coppel	f	2 46	
	12 15		88		Waitsburg	f	2 32	
	/12 25		91		Huntsville	f	2 23	
	12 40		95		Long	f	2 12	
	/12 44		96		Klum	f	2 08	
	1 00		98		Ar. Dayton	Lv	2 00	

**WALLA WALLA VALLEY R. R.**  
Electric car leaves Walla Walla every hour from 6:00 a. m. to 7 p. m. and at 9 p. m. and 11 p. m. for College Place, Freewater and Milton.

Reference Notes: \*Daily. †Daily, except Sunday. fStop on flag. //Lunch. #Motor

SPOKANE-LEWISTON AND THE CLEARWATER COUNTRY

328 Daily	311 Daily	Miles	TABLE 58 (Pacific Time)		312 Daily	327 Daily
	8 40	0	Lv. Spokane	Ar	2 15	
	2 00	132	Ar. Arrow	Lv	8 32	
	324				323	
7 30	*1 15	0	Lv. Lewiston	Ar	*9 15	6 30
8 04	1 50	14	Ar. Arrow	Lv	8 35	5 55
	325 Daily				326 Daily	
8 05	2 05	0	Lv. Arrow	Ar	8 25	5 50
8 13	2 20	4	Myrtle	f	8 13	5 40
8 35	2 45	12	Agatha	f	7 51	5 18
8 40	3 23	13	Lenore	f	7 46	5 13
9 00	3 09	20	Peck	f	7 28	4 55
9 13	3 21	25	Ahsahka	f	7 15	4 27
9 25	3 33	29	Oro Fino	f	7 02	4 27
9 45	4 03	37	Greer	f	6 30	4 03
10 02	4 28	44	Pardee	f	6 09	3 44
10 06	4 33	46	Framway	f	6 04	3 41
10 25	4 53	52	Kramiah	f	5 47	3 26
10 45	5 15	60	Kooskia	f	5 28	3 05
10 55	5 25	63	Ar. Stites	Lv	5 20	2 55

PORTLAND-PUGET SOUND-SPOKANE AND PENDELTON

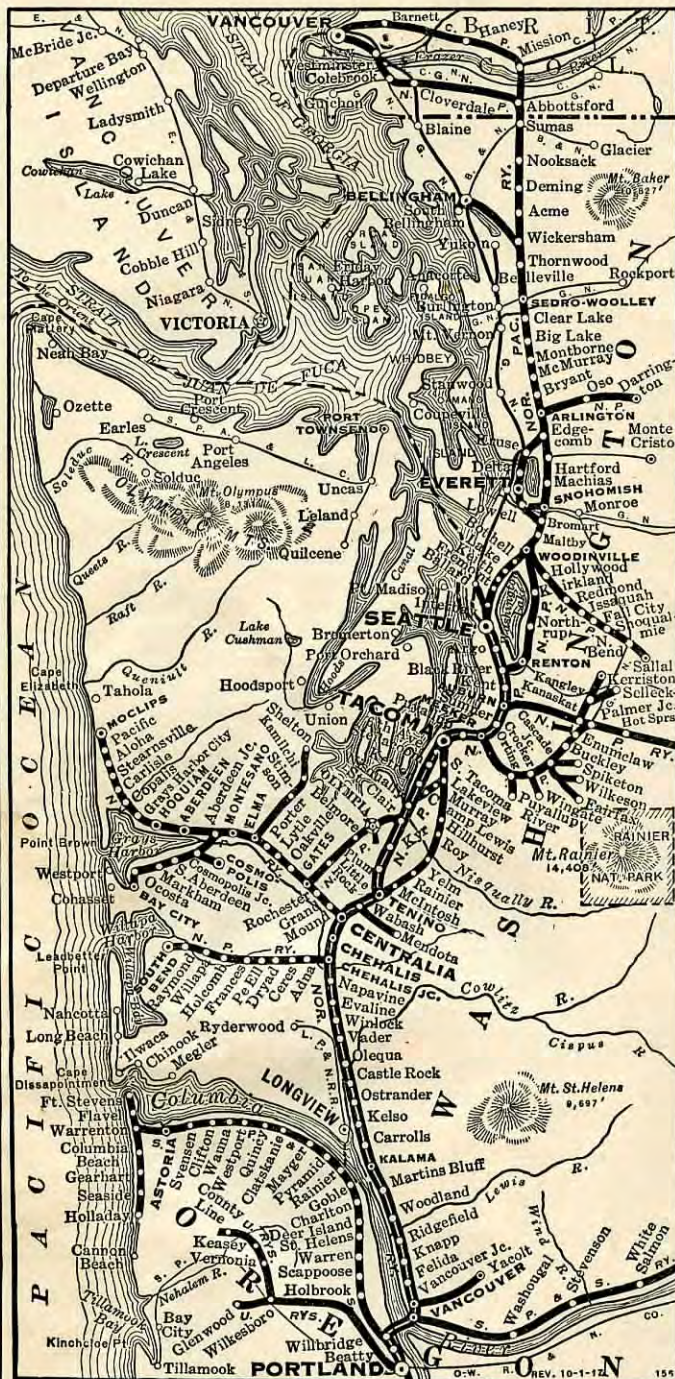
2 Daily PM	Miles	TABLE 59 (Pacific Time)		3 Daily PM
8 00	0	Lv. Portland	Ar	7 00
2 25	229	Ar. Pasco	Lv	12 40
334		NORTHERN PAC. RY.		333
11 50	0	Lv. Seattle	Ar	6 50
11 40	0	Lv. Tacoma	Ar	7 00
10 10	253	Ar. Pasco	Lv	7 35
3				2
7 20	0	Lv. Spokane	Ar	10 30
11 20	146	Ar. Pasco	Lv	5 45
349 Daily				350 Daily
# 11 35	0	Lv. Pasco	Ar	5 20
11 59	12	Attalia	f	4 50
f 12 09	15	Wallula	f	4 38
f 12 15	14	Hunt, Wash	f	4 31
f 12 35	25	Ring, Ore	f	4 11
f 12 47	30	Vansycle	f	4 00
f 12 55	32	Stanton	f	3 55
Mixed	33	Ar. Smeltz	Lv	3 52
M.W.F. AM				Mixed M.W.F. AM
f 9 20	0	Smeltz	Ar	11 20
f 9 32	4	Duroc	f	/11 08
f 9 42	6	Wayland	f	/10 58
f 9 50	9	Waterman	f	/10 50
10 10	15	Ar. Athena	Lv	10 30
f 1 01	33	Lv. Smeltz	Ar	f 3 52
f 1 04	35	Apex	f	f 3 49
f 1 12	37	Helix	f	f 3 41
f 1 21	42	Myrick	f	f 3 32
f 1 23	46	McCormach	f	f 3 23
f 1 31	48	Fulton	f	f 3 20
1 50	54	Ar. Pendleton	Lv	3 00

YAKIMA, NACHES, MOXEE CITY AND TIETON

Mixed Ex. Su.	Miles	TABLE 60 (Pacific Time)		Mixed Ex. Su.
7 00	0	Lv. Yakima	Ar	9 10
f 7 11	3	Fruitvale	f	8 55
f 7 22	5	Jacobson	f	8 45
f 7 28	7	Gleed	f	8 40
f 7 32	8	Eschbach	f	8 35
f 7 38	10	Power House	f	8 25
f 7 42	12	Sinclair Park	f	8 20
f 7 45	13	Bonlow	f	8 15
f 7 50	14	Ar. Naches	Lv	8 10
9 45	0	Lv. Yakima	Ar	11 00
f 9 57	4	Avery	f	f 10 46
f 9 58	4	Keyes	f	f 10 45
f 9 59	5	Peacock	f	f 10 44
f 10 00	5	Scudder	f	f 10 43
f 10 03	6	Birchfield	f	f 10 40
f 10 08	8	Eugene	f	f 10 35
f 10 10	8	McShane	f	f 10 33
f 10 15	9	Ar. Moxee City	Lv	& Sat. 10 30
9 45	0	Lv. Yakima	Ar	1 25
f 9 55	3	Fruitvale	f	f 1 10
f 10 05	5	Florence	f	f 1 00
f 10 16	7	Spitzenberg	f	f 12 40
f 10 35	10	Weikel	f	12 20
f 10 55	14	Cowiche	f	11 59
11 15	17	Ar. Tieton	Lv	11 40



# Northern Pacific Lines in Washington—Oregon



SERVICE SHOWN IN TABLES Nos. 61-62-63-64-65-66-67-68-69-70-71-72.

Ship your freight "Northern Pacific"—it pays.

## SEATTLE-EVERETT-DARRINGTON-BELLINGHAM AND SUMAS

443 Ex. Sun. AM		Miles	TABLE 62 (Pacific Time)		444 Ex. Sun. PM	
7 50	0	Lv. ....	Seattle	Ar	6 45	
8 01	5	.....	Interbay	.....	6 30	
8 08	7	.....	Fremont	.....	6 22	
8 16	9	.....	University	.....	6 17	
	12	.....	Keith	.....		
8 30	16	.....	Lake	.....	6 03	
8 45	23	.....	Bothell	.....	5 50	
8 50	24	.....	Woodinville	.....	5 45	
9 05	30	.....	Maltby	.....	5 32	
9 27	39	.....	Snohomish	.....	5 15	
9 38	44	.....	Machias	.....		
9 47	47	.....	Hartford 66	.....		
9 57	51	.....	Getchell	.....		
469	54	.....	Lowell	.....	5 05	470
Mixed	45	.....	Everett	.....	5 00	Mixed
Ex. Sun.	58	.....	Edgcomb	.....	4 28	Ex. Sun.
AM	61	.....	Ar. ....	Arlington	Lv	4 22
11 30	0	Lv. ....	Arlington	Ar	9 00	
11 50	5	.....	Cooper	.....	8 31	
12 10	8	.....	Cicero	.....	8 20	
12 25	12	.....	Oso	.....	8 07	
12 40	14	.....	Halterman	.....	7 58	
12 50	16	.....	Rowan	.....	7 51	
1 05	18	.....	Hazel	.....	7 43	
1 10	19	.....	Tulker	.....	7 38	
1 25	21	.....	Fortson	.....	7 28	
1 40	23	.....	Sheomet	.....	7 22	
2 05	29	.....	Ar. ....	Darrington	Lv	7 00
	61	Lv. ....	Arlington	Ar	4 22	
	64	.....	Bryant	.....	4 12	
675	66	.....	Pilchuck	.....	4 00	676
Freight	71	.....	McMurray	.....	3 49	Freight
Ex. Sat.	76	.....	Montborne	.....	3 45	Ex. Sat.
PM	78	.....	Big Lake	.....	3 34	PM
2 00	83	.....	Clear Lake	.....	3 25	6 00
	87	.....	Sedro-Woolley	.....	3 10	
2 55	94	.....	Thornwood	.....	3 00	4 45
	99	Ar. ....	Wickersham	Lv		
	100	Lv. ....	Wickersham	Ar	3 00	
	102	.....	Mirror Lake	.....	2 50	
	103	.....	Park	.....	2 43	
	107	.....	Blue Canyon	.....	2 40	
	109	.....	Towanda	.....	2 26	
	113	.....	Agate Bay	.....	2 19	
	118	Ar. ....	Silver Beach	Lv	2 10	
	118	.....	Bellingham	.....	1 55	
2 55	103	Lv. ....	Wickersham	Ar	4 45	
3 10	105	.....	Acme	.....	4 00	
3 20	110	.....	Standard	.....	3 55	
3 40	121	.....	Deming	.....	3 40	
4 00	110	.....	Nooksack	.....	3 15	
4 15	127	Ar. ....	Sumas	Lv	3 00	
	127	Lv. ....	CAN. PAC. RY.	Ar		
	130	.....	Sumas	.....		
	137	Ar. ....	Abbotsford	Ar		
	137	.....	Mission	Lv		
	137	Lv. ....	Mission	Ar		
	162	.....	Westminster Jet	.....		
	178	Ar. ....	Vancouver	Lv		

## CLE ELUM-ROSLYN AND BEEKMAN

Mixed 473 Ex. Sun.		Miles	TABLE 62A (Pacific Time)		Mixed 474 Ex. Sun.	
7 00	0	Lv. ....	Cle Elum	Ar	8 10	
7 05	2	.....	Mine 5	.....	8 00	
7 15	4	.....	Roslyn	.....	7 55	
7 23	5	.....	Ronald	.....	7 45	
7 30	6	.....	BeeKman	.....	7 40	

## SEATTLE-SNOQUALMIE-NORTH BEND

Miles		TABLE 63 (Pacific Time)		Miles	
0	Lv. ....	Seattle	Ar	41	Redmond
10	.....	Black River	.....	42	Campton
12	.....	Renton	.....	45	Inglewood
22	.....	Wilburton	.....	48	Monohon
23	.....	Northrup	.....	52	Isaquah
28	.....	Kirkland	.....	57	High Point
34	.....	Woodinville	.....	60	Preston
38	.....	Willows	.....	63	Fall City
				66	Snoqualmie Falls
				67	Snoqualmie
				70	North Bend



SEATTLE-TACOMA-OLYMPIA-ABERDEEN-HOQUIAM AND MOCLIPS

581 Daily AM	583 Daily PM	421 Daily AM	423 Daily PM	Miles	TABLE 64 (Pacific Time)	422 Daily PM	424 Daily PM	582 Daily PM	584 Daily PM
		9 35	4 15	0	Lv Seattle Ar	2 50	8 35		
				12	Oreilla				
				14	O'Brien				
		10 01	4 45	16	Kent	2 20	8 03		
				18	Thomas	2 14			
				20	Christopher				
		10 10	4 55	22	Auburn	2 08	7 54		
		10 17	5 01	26	Dieringer	1 58			
		10 23	5 09	29	Sumner	1 54	7 41		
		10 29	5 15	32	Puyallup	1 43	7 36		
		10 50	5 35	40	Ar. Tacoma Lv	1 30	7 20		
		11 00	5 45	43	Lv. Tacoma Ar	1 10	7 15		
		11 15	5 55	45	South Tacoma	12 55			
		11 22		48	Lakeview	12 48			
				51	Country Club				
		11 30		53	Camp Murray	12 40			
		11 36		56	Camp Lewis	12 34			
			6 23	57	Steilacoom		6 45		
				58	Ketron				
		11 46	6 38	60	Nisqually	12 24	6 32		
		11 56	6 45	64	St. Clair	12 14	6 25		
		12 02	6 52	68	Union Hill	12 08	6 18		
		12 05		68	Lacey	12 05			
		12 20	7 15	73	Olympia 70	11 55	6 05	1 55	8 45
				78	Belmore			1 40	8 30
		10 32	4 42		Little Rock	11 28		1 27	8 17
		10 45	4 55		Bordeaux Jct.	11 25	5 25	1 24	8 14
		10 48	5 02		Mima	11 22		1 20	8 10
		10 52	5 08		Gate 70	11 15	5 25	1 10	8 00
		11 05	5 15		Oakville	10 59	5 10		
					Gibson Creek				
					Porter	10 42			
					Malone	10 39	4 50		
					Elma 69	10 30	4 40		
					Satsop	10 23	4 33		
					Brady	10 20			
					Montesano	10 14	4 24		
					Aberdeen Jct.	9 59	4 09		
					Ar Aberdeen Lv	9 50	4 00		
					Ar Hoquiam Lv	9 35	3 45		
					Lv Hoquiam Ar	9 30			
					Grays Hb'r City	9 19			
					Gray Gables	9 07			
					Chenois Creek	9 02			
					Burrows	8 56			
					Tulips	8 53			
					Wilderness	8 51			
					Copalis	8 44			
					Carlisle	8 36			
					Onslow	8 33			
					Stearnsville	8 28			
					Aloha	8 23			
					Pacific Beach	8 18			
					Sunset Beach	8 13			
					Ar Moclips Lv	8 10			

COSMOPOLIS-OCOSTA AND BAY CITY

Fr. 991 Tu., Fri.	Miles	TABLE 65 (Pacific Time)	Fr. 992 Tu., Fri.
12 30	3	Lv Cosmopolis Ar	3 05
12 40	6	South Aberdeen	2 55
1 15	16	Markham	2 30
1 30	19	Ocosta	2 10
1 45	22	Ar Bay City Lv	1 55

HARTFORD EASTERN RAILWAY—HARTFORD AND MONTE CRISTO

8 Sat.	6 Sun.	4 Daily	2 Daily	Miles	TABLE 66 Pacific Time	1 Daily	3 Daily	9 Sun.	11 Sun.
2 10	8 30	5 00	10 10	0	Lv Hartford Ar	4 20	8 55		8 55
4 05	10 30	6 50	12 05	33	Ar Big Four Lv	2 30	7 05	12 10	7 00
7 50	11 20	1 10		42	Ar Monte Cristo Lv	1 45		11 25	5 30

Reference Notes: \*Daily. †Daily, except Sunday.  
 P. M. time shown in bold face type. A. M. shown in light face type.  
 aStops on signal to pick up passengers destined to points west of Lakeview.  
 sStops on signal Sunday only. /Stops on flag.

HOMESEEKERS

Interested in a farm home in the Northwest? We will give you expert, honest, helpful advice. Write

H. W. BYERLY, G. I. A.  
 999 N. P. Ry., St. Paul, Minn.

SEATTLE-TACOMA AND BUCKLEY LINE

423 Daily	401 Daily	Miles	TABLE 67 (Pacific Time)	424 Daily
4 15	11 45	0	Lv Seattle Ar	8 35
5 15	12 52	32	Ar Puyallup Lv	7 36
	596 Ex. Su.		BUCKLEY LINE	597 Ex. Su.
	7 10	0	Lv Tacoma Ar	6 10
	7 26	8	Lv Puyallup Ar	6 50
	7 35	12	Alberton	6 35
	7 38	15	McMillin	6 31
	7 45	18	Orting	6 24
	7 50	21	Crocker	6 19
	8 04	26	South Prairie	5 10
			South Prairie	
		26	Burnett	Mixed 8 55
		29	Black Carbon	523 Ex. Su.
		31	Ar South Prairie Ar	4 35
		10 10	Wilkeson	4 00
		10 45	Carbonado	3 30
		11 35	Ar Fairfax Lv	2 50
		8 20	Lv Buckley Ar	4 55
		8 30	Enumclaw	4 45
		8 37	Veazie	4 35
		8 44	Cumberland	4 29
		8 48	Bayne	4 26
		8 52	Palmer	4 23
		8 55	Palmer Jct	4 20
		9 05	Ar Kanaskat 6 Ar	Mixed 4 15
		44	Lv Kanaskat Ar	533 Ex. Su.
		45	Durham	3 00
		46	Hiawatha	2 46
		47	Kangley Jct	2 38
		47 1/2	Yandell	11 45
		48	Selleck	11 40
		54	Hemlock	
		60	Halmar	
		62	Ar Kerriston Lv	1 20
				a 1 10

Reference Notes: \*Daily. †Daily, except Sunday. /Stops on flag. ||Lunch. aBetween Kangley Jct. and Kerriston service is only operated on Mondays, Wednesdays and Fridays.

PORTLAND-VANCOUVER AND YACOLT

408 Daily	401 Daily	Miles	TABLE 68 (Pacific Time)	457 Daily	408 Daily
	11 45	0	Lv Seattle Ar		3 25
	1 30	40	Tacoma		1 55
	3 15	89	Centralia		12 20
	3 25	93	Ar Chehalis Lv		12 05
	6 10	172	Ar Vancouver Lv		9 35
	9 00	0	Lv Vancouver Ar	10 40	Mixed 3 30
	9 30	10	Ar Vancouver Lv	10 10	587 Ex. Su.
	9 45	0	Lv Vancouver, Wash. Ar		3 15
	9 55	3	Vancouver Jct		3 02
	10 10	6	Hidden		2 55
	10 17	9	Barborton		2 50
	10 20	10	Homan		2 45
	10 25	12	Laurin		2 40
	10 32	13	Brush Prairie		2 20
	10 50	17	Battle Ground		2 00
	11 00	20	Crawford		1 55
	11 10	22	Heison		1 50
	11 20	24	Wall		1 37
	11 35	28	Moulton		12 45
	11 45	30	Ar Yacolt Lv		

ELMA, McCLEARY AND SHELTON

Freight 552	Miles	(Pacific Time) TABLE 69	Freight 551
	0	Ar Elma 64 Lv	
	4	White	
	4	McCleary Jct.	
	8	Lv McCleary Ar	
	8	Hillgrove	
	9	Millport	
	10	Stimson	
	15	Marmac	
	25	Shelton	







# Connections With Northern Pacific Trains

## At Portland

Southern Pacific Co.

13 Daily	N.P. 401 S.P. 15 Daily	53 Daily	N.P. 401 S.P. 11 Daily	Miles	Table Pacific Time 73	16 Daily	S.P. 54 N.P. 408 Daily	S.P. 14 N.P. 402 Daily	12 Daily
9 00	11 45	1 00	11 45	0	Lv. Seattle	Ar	8 50	6 45	10 30
	9 30	1 45	8 30	15	Lv. Portland	Ar	8 03	7 15	—
	—	2 30	—	35	Oron City	Ar	7 21	1 58	—
10 19	11 23	3 13	10 12	52	Woodburn	Ar	6 41	5 05	1 25
11 45	12 15	4 15	10 56	81	Salem	Lv	5 51	4 15	12 40
1 25	1 45	6 08	12 10	123	Albany	Lv	4 25	2 40	11 10
4 33	5 00	9 15	2 55	198	Eugene	Lv	1 15	11 30	7 50
9 14	9 21	1 58	6 40	277	Roseburg	Lv	8 50	7 17	3 35
10 35	10 45	3 25	7 35	329	Grant's Pass	Lv	7 45	6 00	2 30
11 10	11 20	4 00	8 15	341	Medford	Lv	7 10	5 30	1 55
4 59	4 32	—	—	445	Ashtland	Lv	12 36	11 40	—
9 16	7 55	—	—	512	Shasta Springs	Lv	8 48	—	4 24
10 48	9 20	—	—	547	Red Bluff	Lv	7 15	—	3 07
7 40	2 05	—	—	682	Sacramento	Lv	7 40	—	10 40
7 50	5 30	9 10	11 30	772	San Francisco	Lv	9 40	11 40	7 40
—	7 29	—	—	730	Stockton	Lv	—	—	7 42
—	10 55	—	—	887	Fresno	Lv	—	—	4 10
—	1 55	—	—	994	Bakersfield	Lv	—	—	12 43
—	8 30	—	—	1165	Los Angeles	Lv	—	—	6 15

## At Duluth

Duluth, South Shore & Atlantic R. R.

Ex. Su.	Daily	Miles	Daily	Ex. Su.
8 00	6 05	0.0	Lv. Duluth	Ar
8 30	6 35	7.0	Superior	Ar
10 10	8 30	51.9	Ar. Iron River	Lv
11 00	9 40	74.0	Bibon	Ar
4 40	2 53	218.4	Nestora	Ar
7 05	4 10	235.4	L. Anse	Ar
8 20	5 40	—	Ar. Houghton	Lv
9 10	6 35	—	Calumet	Lv
5 05	3 23	225.1	Ar. Michigamell	Lv
5 20	3 37	232.7	Ar. Champion	Lv
6 00	4 10	248.5	Ar. Ishpeming	Lv
6 10	4 20	251.5	Negaunee	Lv
6 50	4 45	263.3	Marquette	Lv
—	10 30	417.9	Sault Ste. Marie	Lv

## Duluth & Iron Range R. R.—"Vermillion Route"

61 Mixed Daily	1 Daily	Miles	2 Daily	62 Mixed Daily
10 10	9 00	0	Lv. Duluth	Ar
11 40	10 00	27	Two Harbors	Ar
—	12 15	80	Lv. Aurora	Ar
—	12 29	82	Ar. Biwabik	Lv
—	1 20	100	Ar. Eveleth	Lv
—	1 50	105	Ar. Virginia	Lv
2 52	12 09	77	Ar. Mesaba	Ar
3 53	12 50	98	Lv. Tower	Ar
4 55	1 35	117	Ely	Ar
—	1 45	120	Ar. Winton	Lv

## Duluth, Missabe & Northern R. R.

3 Daily	1 Daily	Miles	All Trains Daily	2 Daily	4 Daily
3 50	8 00	0	Lv. Duluth	Ar	10 57
—	11 48	—	Ar. Biwabik	Lv	12 10
6 50	11 05	74	Ar. Virginia	Lv	8 15
6 40	10 55	71	Eveleth	Ar	8 30
7 28	11 42	83	Chisholm	Ar	8 00
7 17	11 27	81	So. Hibbing	Ar	8 00
7 33	11 43	84	Hibbing	Ar	7 45
7 12	11 38	88	Ar. Coleraine	Lv	7 30

## Canadian National Ry.

Daily	Miles	Daily
* 7 00	Lv. Duluth	Ar
10 05	Virginia	Ar
2 10	Ft. Frances	Ar
* 10 10	Ar. Winnipeg	Lv

## At Winnipeg

Canadian National Railways

15 Mo. We. Fr.	9 Daily Ex. Sat.	5 Daily	1 Daily	Miles	Stations (Central Time)	2 Daily	6 Daily	10 Daily Ex. Mon.	16 Tu. Sat.
10 00	9 45	9 30	10 00	0	Lv. Winnipeg	Ar	9 05	8 45	† 8 20
11 52	11 52	11 14	11 38	54	Ar. Portage la Prairie	Lv	7 28	7 05	† 6 27
—	—	2 15	—	—	Brandon	Ar	—	4 12	—
—	—	9 55	—	356	Regina	Ar	—	6 40	—
—	—	† 3 00	—	400	Moose Jaw	Ar	—	* 2 10	—
—	—	4 45	12 30	470	Saskatoon	Ar	5 30	12 00	† 12 10
—	—	—	—	178	Dauphin	Ar	—	2 15	* 8 30
—	—	† 9 34	—	303	Canora	Ar	—	† 9 04	—
—	—	† 1 25	—	333	Yorkton	Ar	† 1 40	† 1 25	—
—	—	† 2 00	—	425	Humbolt	Ar	—	4 35	—
—	—	* 9 30	—	904	Calgary	Ar	—	6 30	—
—	—	—	—	482	The Pas	Ar	—	—	† 2 00
—	—	9 05	—	612	No. Battleford	Ar	—	7 55	—
—	—	—	—	541	Prince Albert	Ar	—	—	† 3 45
—	—	4 37	—	793	Vegreville	Ar	—	12 50	—
—	—	—	* 2 45	532	Biggar	Ar	3 05	—	—
—	—	—	6 50	672	Wainwright	Ar	11 00	—	—
—	—	7 20	10 50	796	Ar. Edmonton	Lv	7 10	9 50	—
—	—	Dly.	12 05	796	Lv. (M. T.)	Ar	6 40	—	—
—	—	—	8 40	1035	Ar. Jasper (M. T.)	Lv	9 45	—	—
—	—	No. 3	7 25	1562	Vancouver (P. T.)	Ar	9 50	No. 4	—
—	—	—	—	799	Lv. Edmonton	Ar	—	† 8 20	—
—	—	† 7 05	—	1035	Jasper (Park)	Ar	—	† 10 15	—
—	—	† 7 00	—	1288	Ar. Prince George	Lv	—	† 8 20	—
—	—	x 3 30	—	1755	Ar. Prince Rupert	Lv	—	† 11 30	—

† Daily except Sunday. † Daily except Monday. \* Daily.  
 \* Tuesday, Thursday, Saturday. † Monday, Wednesday, Friday.  
 x Daily except Tuesday. a Sat. only. Other nights from Endion 10:30 P.M.  
 © Ex. Sun. On Sundays ar. Prineville 8:40 A. M. © S. P. S. Auto Stage.

## Spokane, Portland and Seattle Ry. (Portland Division.) Table 73-A.

23 Daily PM	21 Daily AM	Miles	Pacific Time	22 Daily AM	28 Daily PM	24 Daily PM
6 00	8 10	0	Lv. Portland (Union Station)	Ar	11 50	7 55
—	8 30	7	Linton	Ar	11 30	—
6 58	9 07	27	St. Helens	Ar	10 50	—
7 17	9 28	54	Goble	Ar	10 27	6 55
7 29	9 43	46	Rainier	Ar	10 14	6 32
8 07	10 20	62	Clatskanie	Ar	9 37	6 20
8 28	10 47	71	Westport	Ar	9 17	5 42
8 33	10 53	73	Wauna	Ar	9 10	5 20
9 35	12 05	100	Ar. Astoria	Lv	8 05	4 10
9 40	12 05	106	Ar. Warrenton	Lv	7 55	4 00
10 00	12 35	106	Ar. Warrenton	Lv	7 35	3 40
—	12 41	0	Lv. Warrenton	Ar	† 1 09	† 1 09
—	12 43	2	Flavel	Ar	† 1 05	† 1 05
—	12 45	3	Hammond	Ar	† 1 01	† 1 01
—	12 50	4	Ar. Ft. Stevens	Lv	† 1 00	† 1 00
10 00	12 35	—	Lv. Warrenton	Ar	7 35	3 40
10 06	12 42	108	Ar. Clatsop Beach	Lv	† 7 27	† 3 33
10 10	12 48	110	Ar. Clatsop	Lv	† 7 22	† 3 28
10 17	12 56	113	Ar. Gearhart (Park)	Lv	† 7 14	† 3 22
10 22	1 03	116	Seaside	Lv	7 07	3 16
10 30	1 10	118	—	Lv	7 00	3 10

## Oregon Electric Railway.

17	9	Y	5	Miles	Pacific Time	10	14	16	22
* 6 05	* 2 05	* 10 50	* 8 05	0	Lv. Portland Hoyt St.	Ar	11 55	3 00	* 5 50
6 20	2 20	11 05	8 20	1	Portland Jefferson	Ar	11 40	2 45	5 35
6 37	2 35	11 25	8 37	8	Garden Home	Ar	11 20	2 25	5 15
6 45	2 46	11 32	—	12	Bigard	Ar	—	2 18	—
6 54	2 58	11 40	8 49	15	Tualatin	Ar	† 11 08	2 11	—
7 0	3 10	11 53	9 02	23	Wilsonville	Ar	† 10 57	1 58	—
† 7 20	3 23	12 05	9 13	28	Donald	Ar	† 10 47	1 47	—
† 7 30	3 34	12 16	9 23	34	West Woodburn	Ar	† 10 39	1 37	—
—	3 43	12 24	9 32	37	Ar. Woodburn	Lv	† 10 29	1 27	4 20
—	4 12	12 50	9 55	51	Ar. Salem	Lv	† 10 10	1 05	4 00
—	—	—	—	59	East Independence	Ar	—	—	—
8 57	5 03	1 46	10 48	78	Albany	Ar	9 17	12 08	3 10
9 07	5 18	1 54	10 58	83	Gray	Ar	9 07	11 58	3 00
9 25	5 35	2 10	11 15	88	Ar. Corvallis	Lv	8 50	11 40	2 42
9 40	5 55	2 30	11 32	104	Ar. Harrisburg	Lv	8 32	11 21	2 30
9 47	6 04	2 38	11 38	108	Junction City	Ar	8 24	11 14	2 23
10 10	6 30	3 05	12 01	122	Eugene	Ar	* 8 00	* 10 50	* 2 00

Additional trains for Salem leave Portland at 4:35 P. M. and 9:30 P. M.

## Oregon Trunk Railway.

2-102 Daily	Miles	Table Pacific Time 74	103-3 Daily
8 00	0.0	Lv. Portland	Ar
11 00	106.0	Ar. Wishram	Lv
—	11 50	Lv. Wishram	Ar
—	1 54	Tuskan	Ar
—	2 03	Maupin	Ar
—	2 52	North Jet	Ar
—	3 15	South Jet	Ar
—	3 25	Truman	Ar
—	3 45	Gateway	Ar
—	4 15	Paxton	Ar
—	4 35	Madras	Ar
—	5 00	Metolius	Ar
—	5 13	Culver	Ar
—	5 55	Terrebonne	Ar
—	6 03	Prineville Jet	Ar
—	7 05	Ar. Prineville	Lv
—	4 50	Lv. Prineville	Ar
—	—	C. of P. R. Ar.	Ar
—	6 11	Redmond	Ar
—	6 37	Deschutes	Ar
—	7 00	Bend	Ar



# Connections With Northern Pacific Trains

## At Minneapolis and St. Paul

### Chicago, Burlington & Quincy R. R.

	50	52	48		51	47	49
8 30	7 05	7 20	Lv Minneapolis Ar	11 25	7 50	11 55	
9 30	8 00	8 00	St. Paul	10 30	7 00	10 55	
1 05	11 45	11 35	La Crosse	6 30	3 05	6 45	
3 40	2 10	1 55	Dubuque	3 25	11 40	3 40	
9 25	7 55	7 55	Ar Chicago Lv	10 35	6 30	11 00	
7 00	6 05	6 05	Rock Island	11 20	8 00		
6 51	5 50	5 50	St. Louis	8 34	8 04		

### Chicago, St. Paul, Minneapolis & Omaha (Northwestern Line.)

2-516	402	404	406	10-510	†Except Sundays	204-9-4	401-1	5	3	7
7 35	7 35	6 20	8 00	10 45	Lv Minneapolis Ar	—	10 55	7 40	10 30	5 50
8 20	8 20	7 00	8 40	11 30	St. Paul	—	10 20	7 05	9 55	5 15
5 30	4 45	4 25	—	7 20	Ar Madison Lv	—	—	—	—	7 30
8 15	5 55	4 35	5 50	10 40	Milwaukee	—	12 40	9 00	12 25	4 20
10 30	8 15	6 55	8 35	11 30	Chicago	—	10 30	6 30	10 00	2 01
† 6 45	9 25	—	7 35	9 30	Lv Minneapolis Ar	8 00	—	8 05	7 35	5 40
7 55	10 10	—	8 15	10 15	St. Paul	7 25	—	7 25	7 00	5 00
5 50	7 05	—	4 25	7 35	St. Louis	11 05	—	11 25	9 04	7 15
10 30	—	—	7 45	11 45	Ar Omaha Lv	7 35	—	8 20	4 05	—

### Chicago, Milwaukee & St. Paul Ry.

8 10	12 01	6 15	8 00	10 45	Lv Minneapolis Ar	10 00	11 00	7 55	10 00	11 50
8 50	12 40	7 00	8 40	11 30	St. Paul	9 15	10 15	7 15	9 15	11 00
11 38	3 15	9 50	11 32	2 10	Winona	6 07	7 05	4 04	6 07	7 53
12 35	3 50	10 20	12 15	—	La Crosse	5 20	6 05	3 13	5 20	7 05
6 30	10 10	4 30	6 05	9 15	Ar Milwaukee Lv	10 30	12 30	9 00	10 30	1 15
8 45	12 25	7 00	8 35	11 30	Chicago	8 15	10 20	6 30	8 15	11 00

### Chicago, Rock Island & Pacific Ry.

4 20	10 20	* 8 30	7 00	* 2 15	Lv Minneapolis Ar	* 7 45	* 9 20	7 05	4 20	8 10
5 00	11 10	9 10	7 40	2 55	St. Paul	6 55	8 35	6 20	3 25	7 20
—	—	6 59	12 30	7 59	Ar Chicago Lv	8 30	6 00	12 50	—	—
—	—	7 12	3 15	—	St. Louis	—	2 15	7 30	—	—
7 20	2 45	—	—	—	Kansas City	—	—	11 30	5 00	—

### Chicago Great Western R. R.

7 40	7 45	8 00	3 30	Lv Minneapolis Ar	8 15	7 55	5 00	8 05	—
8 15	8 20	8 35	4 00	St. Paul	7 35	7 15	4 25	7 25	—
3 33	—	—	1 49	Ar Dubuque Lv	—	11 40	—	—	—
8 30	—	—	8 00	Chicago	—	6 30	—	—	—
6 15	—	9 15	12 04	Des Moines	—	10 30	7 10	—	—
10 50	—	—	5 00	St. Joseph	—	6 00	1 35	—	—
12 59	—	—	7 20	Kansas City	—	8 30	0 05	11 30	—
—	7 50	8 40	—	Omaha	—	—	—	8 00	—

### Minneapolis & St. Louis R. R.

* 8 40	† 8 15	* 9 00	* 6 05	† 7 30	Lv St. Paul Ar	* 7 50	† 7 45	* 9 00	† 8 05	* 8 10
9 25	9 00	9 45	6 50	8 15	Minneapolis	7 05	7 00	8 20	7 25	7 20
—	—	—	2 12	5 15	Ar Marshalltown Lv	—	9 50	1 03	—	—
—	—	—	2 20	7 55	St. Louis	—	7 00	2 00	—	—
—	—	—	5 35	4 05	Port Dodge	—	11 15	11 30	—	—
—	—	—	10 20	7 25	Des Moines	—	7 25	7 45	—	—
6 10	5 35	—	—	—	Watertown	—	—	—	11 00	11 19
10 30	—	—	—	—	Aberdeen	—	—	—	—	7 30
—	—	—	2 20	7 30	Kansas City	—	5 15	1 30	—	—

### Minneapolis, St. Paul & Sault Ste. Marie Ry. (Soo Line.)

—	—	* 7 45	* 7 05	Lv Minneapolis Ar	* 8 55	* 4 40	—	—	—	—
—	—	8 25	7 45	St. Paul	8 05	4 00	—	—	—	—
—	—	1 52	1 00	Marshfield	3 12	10 11	—	—	—	—
Street Car & Auto	Bus to Menasha	—	—	Menasha	Auto B	us to Neenah	—	—	—	—
—	—	4 28	3 41	Neenah	12 25	7 02	—	—	—	—
—	—	4 47	4 06	Oshkosh	12 01	6 36	—	—	—	—
—	—	5 30	4 47	Pond du Lac	11 20	5 52	—	—	—	—
—	—	7 05	7 05	Ar Milwaukee Lv	7 35	—	—	—	—	—
—	—	10 15	9 15	Chicago	6 35	12 30	—	—	—	—

**Come Back from California via "NORTHERN PACIFIC"**

Route of North Coast Limited

See the Pacific Northwest on the Way

## At Chicago

### Pennsylvania Railroad System—Union Station.

Chicago	Lv	* 1 30	* 8 30	* 10 35	* 10 30	* 12 40	* 1 00	* 3 15	* 5 30	* 8 15	* 10 15	* 11 30
Pittsburgh	Ar	4 10	9 55	2 50	10 45	11 59	12 09	7 15	6 25	9 00	2 35	12 30
Baltimore	—	2 35	6 53	3 16	7 40	—	8 03	6 04	3 20	6 04	2 35	9 15
Washington	—	3 55	7 55	4 20	8 40	—	9 00	7 00	4 20	7 00	3 35	10 13
Philadelphia	—	2 20	6 32	3 30	7 20	—	—	—	—	—	5 16	9 35
New York	Ar	4 55	8 30	3 35	9 30	9 40	—	8 15	5 30	7 10	2 30	12 10
Chicago	Lv	* 10 00	* 11 05	Chicago	Lv	* 10 00	—	* 9 15	* 11 55	—	—	—
Indianapolis	Ar	3 20	4 05	Richmond	—	3 35	3 30	5 45	—	—	—	—
Louisville	Ar	6 35	7 39	Cincinnati	—	6 00	6 27	8 00	—	—	—	—

### Chicago & Alton R. R.—Union Station.

Chicago	Lv	11 30	* 3 00	† 6 50	* 9 00	11 30	* 11 59
Springfield	—	3 35	3 35	10 55	—	4 00	—
St. Louis	Ar	6 00	10 30	—	7 04	6 55	7 43

### New York Central R. R.—La Salle Station.

Chicago	Lv	* 2 20	* 8 25	* 10 30	* 10 35	* 12 40	* 1 45	* 2 10	* 5 00	* 5 30	* 11 00	* 11 00
Toledo	Ar	8 48	1 37	3 35	4 42	—	7 40	10 40	10 52	—	8 42	4 20
Cleveland E. T.	—	12 38	5 20	7 00	8 30	—	11 37	2 43	2 43	—	8 15	8 15
Buffalo	—	5 30	9 30	—	1 30	—	4 20	7 10	7 10	—	12 45	3 50
Albany	—	—	4 50	5 50	9 15	10 27	12 10	3 32	—	—	1 45	6 57
New York	Ar	—	—	9 22	3 30	9 40	4 00	7 00	—	—	5 25	10 10
Boston	—	—	10 55	—	3 10	12 00	7 25	—	—	—	7 25	—

### Nickel Plate—N. Y. C. and St. L. Ry.—La Salle Station.

Chicago (Central Time)	Lv	* 10 40	* 2 40	* 9 00
Cleveland (Eastern Time)	—	9 31	3 05	8 30
Birmingham	—	2 55	8 00	2 25
New York (Via D. L. & W. R. R.)	Ar	3 30	7 30	7 00

### C. & O. Ry.—Central Station.

Chicago	Lv	* 7 30	* 11 50
Peru	Ar	11 35	5 30
Muncie	—	1 45	7 35
Cincinnati	—	5 30	11 30

### Michigan Central R. R.—Central Station.

Chicago	—	* 12 05	* 8 45	* 10 00	* 10 30	* 12 30	* 3 10	* 5 40	* 8 00	* 10 00	* 11 15
Detroit	—	7 40	3 15	4 14	5 55	6 55	10 30	12 10	2 07	6 10	7 45
Buffalo (E. T.)	—	2 30	9 35	10 10	1 00	—	7 15	—	8 40	—	—
New York	—	11 45	7 58	9 00	3 30	—	6 30	—	7 00	—	—
Boston	—	—	10 55	12 00	3 10	—	8 45	—	10 55	—	—
Toronto (C. P.)	—	10 40	—	—	—	—	8 25	—	—	—	—
Montreal (C. P.)	—	8 00	—	—	—	—	5 10	—	—	—	—

### Illinois Central Ry.—Central Station.

Chicago	Lv	* 12 01	* 9 00	† 12 30	* 6 15	* 11 45	* 11 30	* 9 30
St. Louis	Ar	—	5 23	—	—	6 15	7 23	—
Memphis	—	6 55	11 30	1 10	8 50	—	—	—
Birmingham	—	—	—	—	—	—	—	3 55
New Orleans	—	—	11 00	11 15	8 45	—	—	—

### "Big Four Route"—C. C. C. & St. L. Ry.—Central Station.

Chicago	Lv	* 10 10	* 1 00	* 5 00	* 9 15	† 8 25	* 11 55	* 8 30
Indianapolis	Ar	3 10	6 00	9 45	2 45	2 35	4 55	3 00
Cincinnati	Ar	6 15	9 00	6 00	6 15	7 50	7 30	—

### Pere Marquette Ry.—Grand Central Station.

Chicago	Lv	† 7 15	* 12 00	* 11 45	† 5 00
Grand Rapids	Ar	—	5 00	6 05	10 00
Detroit	Ar	—	8 55	† 11 00	6 00

### Baltimore & Ohio R. R.—Grand Central Station.

Chicago	Lv	* 10 00	* 1 00	* 6 40	* 9 45
Pittsburgh	Ar	11 35	—	8 00	12 35
Washington	—	8 25	9 00	4 40	10 12
Baltimore	—	10 08	9 58	5 50	1 25
New York	—	2 44	2 44	10 30	6 50

### Wabash Ry.—Dearborn Station.

Chicago	Lv	* 11 25	10 30	Chicago	Lv	* 11 30</
---------	----	---------	-------	---------	----	-----------



# Connections With Northern Pacific Trains

## At St. Louis.

Baltimore & Ohio.—Union Station.			
Lv St. Louis	* 12 00	* 9 30	* 9 00
Ar Louisville	9 45	7 20	6 35
Ar Cincinnati	8 40	7 20	6 15
Ar Columbus	12 55	12 40	12 55
Ar Pittsburgh	8 15	7 50	8 15
Ar Washington	12 45	2 00	2 45
Ar Baltimore	1 48	3 13	3 48
Ar Philadelphia	3 57	5 36	6 00
Ar New York (Penna. Sta.)	6 20	8 08	8 20

Big Four (C. C. C. & St. L. R. R.)—Union Station.			
Lv St. Louis	* 9 00	* 12 00	* 12 45
Ar Indianapolis	2 00	6 05	6 20
Ar Cincinnati	—	9 00	—
Ar Cleveland	9 10	—	2 30
Ar Buffalo	—	—	6 50
Ar New York	10 10	—	5 00
Ar Boston	12 40	—	7 30

Frisco Lines (St. L.-S. F. Ry.)—Union Station.			
Lv St. Louis	* 9 07	* 6 58	* 6 50
Ar Memphis	—	—	—
Ar Birmingham	—	—	—
Ar Jacksonville	—	—	—
Ar Springfield	4 15	1 50	1 25
Ar Tulsa	12 10	7 00	—
Ar Oklahoma City	7 15	10 45	—
Ar Dallas	—	—	1 15
Ar Ft. Worth	—	—	1 30

Illinois Central—Union Station.			
Lv St. Louis	* 6 30	* 1 00	* 4 05
Ar Memphis	6 55	11 30	1 10
Ar New Orleans	—	11 00	11 15
Ar Birmingham	—	—	—
Ar Jacksonville	—	—	—

Louisville & Nashville—Union Station.			
Lv St. Louis	* 8 44	* 2 00	* 9 25
Ar Evansville	7 20	2 25	2 50
Ar Nashville	8 43	12 10	8 20
Ar Birmingham	4 25	9 07	3 40
Ar Montgomery	9 50	11 45	7 00
Ar Mobile	—	5 12	2 15
Ar New Orleans	—	9 45	6 50
Ar Chattanooga	2 20	4 15	2 27
Ar Atlanta	7 10	8 00	7 55
Ar Jacksonville via Atlanta	—	9 00	—

Louisville, Henderson & St. Louis—Union Station.			
Lv St. Louis	* 8 44	* 9 25	—
Ar Evansville	2 40	3 05	—
Ar Louisville	7 40	7 35	—

Missouri-Kansas-Texas Lines—Union Station.			
Lv St. Louis	* 9 06	* 6 50	* 9 03
Ar Oklahoma City	7 35	—	4 40
Ar Dallas	8 45	1 15	8 00
Ar Ft. Worth	8 30	1 30	7 25
Ar Houston (Camp Logan)	8 15	—	7 45

Missouri Pacific—Union Station.			
Lv St. Louis	* 9 05	* 6 45	* 9 05
Ar Little Rock	7 10	3 33	7 10
Ar Hot Springs	9 15	—	9 30
Ar Dallas	7 45	1 10	8 15
Ar Ft. Worth	8 45	2 05	10 00
Ar San Antonio	6 30	9 30	—
Ar Houston	2 30	5 30	—

Mobile & Ohio—Union Station.			
Lv St. Louis	* 8 15	* 8 50	—
Ar Cairo	1 45	2 12	—
Ar Jackson	6 10	5 50	—
Ar Meridian	3 05	2 30	—
Ar Mobile	7 45	7 10	—

Pennsylvania Railroad System—Union Station.			
Lv St. Louis	* 8 33	* 12 02	* 12 30
Ar Indianapolis	2 50	5 37	7 20
Ar Pittsburgh	3 00	3 45	7 10
Ar Baltimore	12 00	12 00	6 04
Ar Washington	1 00	1 05	7 00
Ar Philadelphia	11 42	11 53	3 54
Ar New York	1 43	1 52	5 50

## At St. Louis—(Cont.)

Southern—Union Station.		
Lv St. Louis	* 8 19	* 9 20
Ar French Lick	4 45	—
Ar Louisville	6 15	6 50
Ar Knoxville	5 25	5 25
Ar Asheville	9 35	—
Ar Chattanooga (Ter. Sta.)	3 55	5 20
Ar Atlanta (C. T.)	8 15	11 40
Ar Jacksonville (E. T.)	7 25	11 15

St. L. S. W.—Union Station.		
Lv St. Louis	* 9 08	—
Ar Paragould	5 40	—
Ar Pine Bluff	11 20	—
Ar Camden	7 10	—
Ar Texarkana	9 55	—

## N. Y. C. & St. L. (Clover Leaf District)—Union Station.

Lv St. Louis	* 6 00	—
Ar Toledo (C. T.)	8 45	—
Ar Toledo (E. T.)	9 45	—

## Wabash—Union Station.

Lv St. Louis	* 8 30	* 6 30	12 05
Ar Toledo (C. T.)	8 40	7 30	1 20
Ar Detroit (C. T.)	9 30	7 15	1 45
Ar Buffalo	—	5 10	—
Ar New York (D. L. & W.)	—	7 00	—

## At Kansas City.

C. R. I. & P.—Union Station.			
Lv Kansas City	* 11 00	* 11 55	8 00
Ar Topeka	12 50	1 45	9 50
Ar Wichita	6 15	7 30	2 25
Ar El Reno	11 30	1 10	7 15
Ar Ft. Worth	6 25	8 15	2 55
Ar Dallas	7 59	—	4 15

Frisco Lines (St. L.-S. F. Ry.)—Union Station.			
Lv Kansas City	* 11 00	* 7 45	* 6 00
Ar Fort Scott	1 35	11 15	8 47
Ar Joplin	4 35	—	11 20
Ar Springfield	—	4 05	11 36
Ar Memphis	—	9 00	7 45
Ar Birmingham	—	—	3 20
Ar Tulsa	6 55	—	—
Ar Oklahoma City	—	—	6 40
Ar Dallas	6 25	—	10 19
Ar Ft. Worth	7 55	—	6 45

Kansas City So.—Union Station.			M-K-T R. R.—Union Station.		
Lv Kansas City	* 2 00	* 11 35	Lv Kansas City	* 4 30	* 10 10
Ar Joplin	6 50	5 20	Ar Oklahoma City	7 35	—
Ar Ft. Smith	1 30	12 25	Ar Denison	4 30	10 10
Ar Texarkana	7 00	6 20	Ar Wichita Falls	—	2 30
Ar Shreveport	10 25	9 30	Ar Dallas	8 45	1 15
Ar Beaumont	5 25	6 50	Ar Ft. Worth	8 30	1 30
Ar Port Arthur	6 15	7 40	Ar Waco	12 10	3 45
—	—	—	Ar Austin	4 30	7 00
—	—	—	Ar San Antonio	7 30	9 35
—	—	—	Ar Houston (Camp Logan)	8 15	—

Mo. Pac.—Union Station.			
Lv Kansas City	* 10 00	* 3 45	—
Ar Coffeyville	4 10	10 00	—
Ar Little Rock	2 45	7 20	—
Ar Hot Springs	9 15	9 30	—
Ar New Orleans	6 20	—	—

Santa Fe (A. T. & S. F. Ry.)—Union Station.					
Lv Kansas City	* 9 40	* 9 30	* 11 00	* 10 45	* 11 45
Ar Wichita	5 15	3 15	6 35	5 32	6 05
Ar Amarillo	—	—	—	5 15	6 40
Ar Guthrie	10 30	7 25	11 50	—	—
Ar Oklahoma City	11 35	8 30	1 00	—	—
Ar Ft. Worth	7 05	3 55	9 20	—	—
Ar Houston (Camp Logan)	7 50	7 40	7 40	—	—
Ar Galveston	10 00	9 35	9 35	—	—



# In the ORIENT



At the service of shippers to and from abroad

R. J. Tozer, General Agent  
Freight and Passenger Traffic

Information gladly furnished to travelers

## Northern Pacific Railway

in China, Japan and the Philippine Islands, with headquarters at 608 Robert Dollar Bldg., SHANGHAI, CHINA



# GENERAL INFORMATION FOR TRAVELERS

The Northern Pacific Railway is not responsible for errors in time tables, inconveniences or damage from delayed trains, or failure to make connections.

*Schedules* are subject to change without notice.

*Buy Tickets* before boarding trains and thereby avoid payment of extra charge.

*Children* under 5 years of age free when accompanied by parent or guardian; 5 years of age and under 12, one-half fare; 12 years of age or over, full fare.

*Tickets Must Be Used Within Limit.* Passengers must reach destination not later than midnight of date punched in the margin of tickets, or indicated on stopover paster. One-way card tickets will be honored for continuous passage commencing within one day of date of sale.

*Tickets Honored via Seattle.* All tickets reading via Northern Pacific from Spokane, Wash., or points east to Tacoma, Wash., and points south thereof, will be honored via Seattle, Wash., without additional charge, upon application to Conductor or Train Auditor.

*Optional Routes.* "All the Year" Tourist and Summer Excursion tickets reading via Northern Pacific Railway from points in or east of Montana to Portland, Oregon, or via Portland, Oregon, to points south thereof, or to points on the Astoria Division, S. P. & S. Ry., will be honored at option of passengers via the Northern Pacific Railway to Spokane or Pasco, thence via Spokane, Portland and Seattle Railway to Portland and vice versa. This ruling does not apply on tickets issued in Colorado, New Mexico, Oklahoma, Texas or Wyoming or from points in Kansas, except Atchison or Leavenworth, or where tickets are routed via Kansas City, Mo., or St. Paul, Minn., nor does it apply on tickets from points in Montana or South Dakota, on the C. B. & Q. R. R., or from points in Nebraska, west of Grand Island, Hastings or Superior.

"All the Year" Tourist and Summer Excursion tickets from points in Montana or east thereof reading via Northern Pacific Railway to Spokane or Pasco, thence via Spokane, Portland and Seattle Railway to Portland, or via Portland to points south thereof, or to points on Astoria Division, S. P. & S. Ry. will be honored at option of passengers via Northern Pacific Railway through Seattle or Tacoma to Portland, as the case may be; and vice versa. This ruling does not apply on tickets issued in Colorado, New Mexico, Oklahoma, Texas or Wyoming or from points in Kansas, except Atchison or Leavenworth, or where tickets are routed via Kansas City, Mo., or St. Paul, Minn., nor does it apply on tickets from points in Montana or South Dakota, on the C. B. & Q. R. R., or from points in Nebraska, west of Grand Island, Hastings or Superior.

Tickets reading via S. P. & S. Ry. from Spokane, Wash., to Pasco, Wash., or beyond, or vice versa, will be honored at option of passengers via Northern Pacific Railway between Spokane and Pasco.

Tickets reading via Great Northern Railway, Oregon-Washington Railroad & Navigation Company, or Northern Pacific Railway to any point on the joint line, Seattle to Portland inclusive or on any branch line diverging therefrom, will be honored on trains of any of these railways on the joint line.

*Stopovers at Livingston and Billings, Mont., on One-Way Tickets.* During Yellowstone National Park season (June 18th to September 15th), in order to permit passengers to make Yellowstone Park Trip, stopover of not to exceed ten days will be allowed at Livingston or Billings, Mont., on all one-way tickets reading through that point. To secure stopover passengers should notify conductor of their desire to stop over and immediately upon arrival at Livingston or Billings as the case may be, deposit their tickets with ticket agent and purchase side trip ticket to Gardiner, Cody or Yellowstone National Park and return.

*Stopovers at Spokane, Tacoma, Seattle and Portland on One-Way Tickets.* Stopovers of not to exceed ten days each will be allowed at Spokane, Seattle and Tacoma, Washington, and Portland, Oregon, on one-way tickets reading through the point or points of stopover; except that stopovers will not be allowed on tickets sold in Washington destined to points in Oregon or Washington, or on tickets sold in Oregon destined to points in Oregon or Washington. The stopovers may be obtained on application to the conductor and by deposit of the ticket with the agent.

*Stopovers at Duluth, Minneapolis, St. Paul, Superior and Winnipeg on one way tickets.* Stopover of not to exceed ten days will be allowed at any of these points on one way tickets reading through point or points of stopover. The stopover may be obtained on application to the Conductor and deposit of the ticket with the Agent.

*Telegraph Service.* Western Union messages accepted at all stations.

*Dining Car Meals* are served on both a la carte and club plan.

*Adjustment of Fares.* In cases of dispute with conductors or agents, passengers should pay fare required, take receipt and communicate with Mr. E. J. Johnson, Auditor Passenger Receipts, Northern Pacific Railway, St. Paul, Minn.

*Redemption of Tickets.* Tickets unused or partly used will be redeemed under tariff regulations.

*Mark your Baggage.* All baggage should show name and permanent address of owner. Hand baggage in Pullmans is restricted to what can be conveniently placed in berth or seat occupied by passenger.

*Baggage Maximums.* No single piece of baggage exceeding 250 pounds in weight, or 72 inches in greatest dimension, or exceeding \$2500.00 in value will be checked. Free allowances are subject to tariff stipulation as to contents, weight, value and size.

*Limited Liability.* Excess value of baggage should be declared and paid for at time of checking.

*Bicycles* (not motorcycles), baby carriages, dogs and guns are carried in baggage cars subject to regulations.

*Lost Articles* should be inquired for from the General Baggage Agent, Northern Pacific Railway, St. Paul, Minn. No responsibility is assumed for unchecked articles left in stations or cars.



# The Comet

All Pullman Train to Yellowstone Park




Yellowstone Park Comet						
West		Schedule		East		
Su.	10 35 am	Lv Chicago (C. B. & Q.)	Ar	7 55 pm	Tu.	
"	11 00 pm	Lv St. Paul (via N. P. Ry.)	Ar	7 15 am	"	
"	11 35 "	Lv Minneapolis	Ar	6 45 "	"	
Su.	5 30 pm	Lv Duluth	Ar	9 30 am	Tu.	
"	5 42 "	Lv Superior	Ar	9 18 "	"	
Mo.	6 31 am	Lv Fargo	Ar	11 35 pm	Mo.	
"	11 58 pm	Ar Billings	Lv	3 30 am	"	
Tu.	7 15 am	Ar Cody	Lv	8 30 pm	Su.	
"	3 03 am	Ar Livingston	Lv	12 01 am	Mo.	
"	11 15 "	Ar Gardiner	Lv	7 30 "	Su.	

Westbound (Daily June 18 to Sept. 15)      Eastbound  
(Daily June 23 to Sept. 19)

# Northern Pacific Railway





*New Style  
Observation  
Platform*

## **“North Coast Limited”** **“The Travel Triumph”**

We believe our New Style Observation-Club Cars are the finest ever built for travel comfort; ladies' lounge, shower, maid; men's shower, barber and valet; luxurious chairs; large, high windows for mountain sight-seeing. The new style observation platform is roomy, shaded by day, with adjustable searchlight for sight-seeing by night.

**Extra Comforts—No Extra Fare**

*“First of  
the Northern  
Transcontinentals”*

*I recommend  
the country, the  
train and the ser-  
vice. A. B. Smith,  
Passenger Traffic Man-  
ager, St. Paul, Minnesota.*

# **Northern Pacific Railway**