

S·P

The Friendly Southern Pacific
TIME TABLES



Overland Route CHICAGO · SAN FRANCISCO




Shasta Route PORTLAND · SAN FRANCISCO ·

S·P

The Friendly Southern Pacific
TIME TABLES



Sunset Route NEW ORLEANS · LOS ANGELES



Golden State Route CHICAGO · LOS ANGELES

4 SCENIC ROUTES

Directly Serving

CALIFORNIA · OREGON · NEVADA
UTAH · ARIZONA · NEW MEXICO
TEXAS · LOUISIANA

APRIL 26, 1953

4 SCENIC ROUTES

Directly Serving

LOUISIANA · TEXAS · NEW MEXICO
ARIZONA · UTAH · NEVADA
OREGON · CALIFORNIA

APRIL 26, 1953

it's fun

to ride Southern Pacific streamliners

it's fun to go by train—the relaxed, easy, dependable way to travel to or from the scenic Pacific Coast.

you see all there is to see close-up right outside big, clear picture windows.

you go the way you want to go, low-cost reclining chair car, or deluxe Pullman space, and wonderful lounge, dining car and coffee-shop service, too, on . . .



S·P

AMERICA'S MOST MODERN TRAINS

Your Friendly Railroad



The 100,000 men and women of Southern Pacific and Affiliated Companies, the West's greatest railroad, extend a friendly invitation to see twice as much on your trip across America. . . . Southern Pacific is the only railroad offering you a choice of Four Scenic Routes for transcontinental travel: Sunset Route (New Orleans-Los Angeles-San Francisco), Golden State Route (Chicago-Los Angeles), Overland Route (Chicago-San Francisco) and Shasta Route (San Francisco-Portland). By going on one of these routes and returning on another S.P. route, you see *twice* as much for not 1 cent extra rail fare (in most cases).

Suggestions for Reading Your Time Table

Find the station in which you are interested, in the alphabetically arranged station index (pages 3, 4, 5) and turn to the table or tables indicated. Numbers shown refer to table numbers and not page numbers.

All trains operate daily except where otherwise indicated. Time from 12:01 midnight to 12:00 noon (A.M. time) is shown in light faced figures; time from 12:01 noon to 12:00 midnight (P.M. time) is shown in dark faced figures.

Note carefully any symbols in the schedule columns and their explanation in the reference notes on each page; they indicate exceptions. Numbers following station names in certain time tables refer

to other tables showing connecting service. In time tables where stations are in middle column, with time on both sides, read the figures down on the left and up on the right.

Condensed schedules are of assistance in planning local and extended trips on the Southern Pacific and connecting lines. A statement of accommodations provided, such as sleeping cars, diners, chair cars and coaches, etc., of through trains is shown in connection with condensed tables.

If further information is desired, any Southern Pacific Agent or representative will be glad to assist you.

All schedules are subject to change without notice.

GENERAL INDEX

TRAIN NAME INDEX

★—INDICATES STREAMLINER

Name	Train Numbers	Page
Acaadian	3, 4	10, 13, 15
Argonaut	5, 6	6, 7, 10, 11, 12, 13
★ Cascade	11, 12	26, 27, 28, 29
★ City of San Francisco	101, 102	18, 19, 20, 22
★ Coast Daylight	98, 99	31, 32
★ Daylight, Coast	98, 99	31, 32
★ Daylight, Sacramento	53, 54	34, 35
★ Daylight, San Joaquin	51, 52	34, 35
★ Daylight, Shasta	9, 10	26, 27, 28, 29
Del Monte	77, 78	31, 32
El Dorado	247, 248	37
Gold Coast	23, 24	18, 19, 20, 22
★ Golden State	3, 4	8, 9, 10, 11, 12, 13
Governor	229, 243	37
★ Hustler	15, 16	15, 16
Imperial	39, 40	8, 9, 10, 11, 12, 13
Klamath	19, 20	26, 27, 28, 29
★ Lark	75, 76	31, 32
★ Oakland Lark	73, 74	31, 32
★ Overland, San Francisco	27, 28	18, 19, 20, 22
Owl (San Francisco-Los Angeles)	57, 58	34, 35, 36
Owl (Houston-Dallas)	17, 18	15
Passenger	43, 44	8, 9, 10, 11, 12, 13
Rogue River	329, 330	26, 27, 28, 29
★ Sacramento Daylight	53, 54	34, 35
★ San Francisco Overland	27, 28	18, 19, 20, 22
★ San Joaquin Daylight	51, 52	34, 35
Senator	223, 224	37
★ Shasta Daylight	9, 10	26, 27, 28, 29
Sierra	241, 245	37
★ Starlight (Coast)	94, 95	31, 32
Statesman	244, 246	37
★ Sunbeam	13, 14	15
★ Sunset Limited	1, 2	6, 7, 10, 11, 12, 13
Tomahawk	381, 382	14
West Coast	59, 60	34, 35

CONDENSED THROUGH TRAIN SCHEDULES

	Page
SUNSET ROUTE—New Orleans, Houston, San Antonio, St. Louis, El Paso, Los Angeles, San Francisco	6, 7
SUNSET ROUTE—Miscellaneous Condensed	15, 16, 17
Los Angeles, Phoenix, El Paso, Mexico City	16
New Orleans, Houston, San Antonio, Mexico City	16
GOLDEN STATE ROUTE—New York, Chicago, St. Louis, Kansas City, El Paso, Los Angeles	8, 9, 22, 23
OVERLAND ROUTE—New York, Chicago, Omaha, St. Louis, Kansas City, Ogden, Reno, Sacramento, San Francisco	18, 19, 22, 23
SHASTA ROUTE—Seattle, Tacoma, Portland, Sacramento, San Francisco, Los Angeles	26, 27

DETAILED THROUGH TRAIN SCHEDULES

	Page
SUNSET ROUTE Westbound—New Orleans, Houston, San Antonio, El Paso, Tucson, Phoenix, Los Angeles, San Francisco	10, 11
SUNSET ROUTE Eastbound—San Francisco, Los Angeles, Phoenix, Tucson, El Paso, San Antonio, Houston, New Orleans	12, 13
GOLDEN STATE ROUTE Westbound—Chicago, El Paso, Tucson, Phoenix, Los Angeles, Santa Barbara	10, 11
GOLDEN STATE ROUTE Eastbound—Santa Barbara, Los Angeles, Phoenix, Tucson, El Paso, Chicago	12, 13
OVERLAND ROUTE—Ogden, Reno, Truckee, Sacramento, San Francisco	20, 21
SHASTA ROUTE—Portland, Eugene, Klamath Falls, Medford, Redding, Marysville, Sacramento, San Francisco	28, 29
COAST LINE—Los Angeles, Santa Barbara, Del Monte, Monterey, Santa Cruz, San Jose, San Francisco	31, 32, 33
SAN JOAQUIN VALLEY LINE (Yosemite Park Route)—Los Angeles, Bakersfield, Fresno, Stockton, Sacramento, San Francisco	34, 35, 36

DETAILED LOCAL TRAIN SCHEDULES

	Page
ARIZONA LINES	11, 12, 14
CALIFORNIA LINES—	
“ San Francisco, Sacramento	37
“ Crockett, Calistoga, Santa Rosa	30
“ San Francisco, Palo Alto, San Jose	38, 39
“ San Francisco, Los Gatos, Santa Cruz	33
“ San Francisco, Del Monte, Monterey, Pacific Grove	31
LOUISIANA AND TEXAS LINES	10, 13, 15, 16, 17
MEXICO LINES	17
NEVADA LINES	20, 21
NEW MEXICO LINES	10, 11, 12, 13, 14
OREGON LINES	28, 29, 30
UTAH LINES	20
NORTHWESTERN PACIFIC RAILROAD	40
REDWOOD EMPIRE	40
PACIFIC ELECTRIC RY. (Los Angeles and Suburbs)	41
COTTON BELT ROUTE	17

MISCELLANEOUS

	Page
Southern Pacific Traffic Officers and Agents	46, 47
Southern Pacific City Ticket Offices	45
General Offices—Southern Pacific Lines	46
Map of the United States	24, 25
Station Index	3, 4, 5
General Information	42
Carlsbad Caverns National Park	14
Railroad Fares	43
Pullman Fares	44, 45
Parlor Car Seat Fares	44
Special Service Charge—Coach Seats	44



MILES OF ROAD OPERATED IN 1952
Southern Pacific and Affiliated Companies

Miles of Road Operated 15,055

STATION INDEX

★—INDICATES RAIL-AUTO SERVICE AVAILABLE AT THESE POINTS

Table No.	Table No.	Table No.	Table No.	Table No.	Table No.
A		C			
Abbeyville, La. 48	Balboa, Cal. 133	Cabazon, Cal. 9	Colton, Cal. 1, 2, 9, 14, 131	Denver, Colo. 38	Fairbanks, Tex. 38
Abilene, Tex. 42	Baldwin, La. 5, 17, 46	Cade, La. 5, 17	Columbus, N. M. 8, 15	F & A June, La. 46	Fort Thomas, Ariz. 23
Ada, Ore. 85	Baldwin Park, Cal. 132	Caldwell, Ida. 69	Columbus, Tex. 5, 17	Fallon, Nev. 64, 69	Fort Worth, Tex. 38, 42
Afton, N. M. 8, 15	Baltimore, Md. 1, 2, 74, 75	Calixto, Cal.	Colusa, Cal. 79, 80, 86	Fall River Mills, Cal. 67 1, 2, 38, 42
Agnew, Cal. 101	Bandon, Ore. 129	California, Cal.	Compton, Cal. 133	Famoso, Cal. 111, 112	Fowler, Cal. 111, 112
Agua Caliente, Mex. 19	Baugo, Nev. 64	Caliente, Cal. 111, 112	Comstock, Tex. 6, 16	Fernbridge, Cal. 127	Franklin, La. 5, 17, 46
Agua Caliente Springs, Ariz. (Hyder) 8, 15	Banning, Cal. 9, 14, 26	California Ave., Cal. 98, 100, 125, 126	Concepcion, Cal. 95, 96	Fernley, Nev. 62, 63	French, N. M. 27
Agua Prieta, Mex. 30	Barlow, Ore. 78, 81	Calipatria, Cal. 9, 14	Converse, Tex. 5, 17	Ferris, Tex. 38	Fresno, Cal. ★
Agascalientes, Mex. 40	Bassett, Cal. 9, 14	Calistoga, Cal. 91	Cooldige, Ariz. 8, 15	Firebaugh, Cal. 114	Sunset Route 11, 13
Ajo, Ariz. 31	Battle Creek, Mich. 75	Calver, Tex. 38	Coos Bay, Ore. 76, 77, 85, 88, 129	Flatonis, Tex. 5, 17	Golden State Route 11, 13
Akron, Ohio 75	Battle Mountain, Nev. 62, 63	Camarillo, Cal. 95, 96	Coos Jet, Ore. 88	Florence, La. 46	Overland Route. 62, 63
Alameda, Cal., reached locally from Oakland, Cal.	Bayou Sale, La. 5, 17	Cambray, N. M. 8, 15	Coquille, Ore. 88, 129	Florence, Ore. 85	Shasta Route. 76, 77, 79, 80
Alamogordo, N. M. 7, 18, 34, 36	Bayshore, Cal. 125, 126	Camden, Ark. 50	Cordes, Ore. 85	Floriston, Cal. 62, 63	San Joaquin Valley 1, 2, 3, 4, 8, 15, 30, 73
Alazon, Nev. 62, 63	Beaumont, Cal. 9, 14	Camp Marwede, Cal. 130	Corning, Cal. 79, 80	Folsom, Cal. 65	Fontana, Cal. 132
Albany, N. Y. 74	Beaumont, Tex. 5, 17, 37, 56	Campstone, Ariz. 25	Corona, N. M. 79, 80	Fontana, Cal. 132	Fordyce, Ark. 50
Albany, Ore. 76, 77, 78, 81	Beck, Ore. 85	Canary, Ore. 85	Corpus Christi, Tex. ★ 53	Fortuna, Cal. 127	Fort Bayard, N. M. 20, 21
Alderpoint, Cal. 127	Beckflower, Cal. 133	Canby, Cal. 67	Corraige, Tex. 43	Fort Bliss, Tex. 7, 18	Fort Bragg, Cal. 130
Algodones, Mex. 19	Bellingham, Wash. 83	Canby, Ore. 78, 81	Corsicana, Tex. 38	Fort Ord, Cal. 130	Fort Hancock, Tex. 6, 16
Alhambra, Cal. 1, 2, 3, 4, 9, 14, 73, 131, 132	Belmont, Cal. 125, 126	Caneland, La. 45	Covina, Cal. 132	Fulton, Cal. 127	Fulton, Ky. 41
Allerton, Tex. 5, 17	Belmont Shore, Cal. 133	Canoga Park, Cal. 134	Crater Lake, Ore. 87	Funston, La. 43	
Alma, Tex. 38	Benchley, Tex. 38	Capitola, Cal. 104	Crescent City, Cal. ★ 128, 129		
Alpine, Tex. 6, 16, 57	Bend, Ore. 89	Carlin, Nev. 62, 63	Crescent Lake, Ore. 78, 81		
Alta, Cal. 62, 63	Benicia, Cal. 110	Carlsbad, N. M. 33	Cresswell, Ore. 78, 81		
Altun, Ill. 75	Benson, Ariz. 3, 4, 8, 15, 24, 73	Carlsbad Caverns, N. M. 33	Crockett, Cal.		
Altoona, Pa. 74	Beowawe, Nev. 62, 63	Carmel, Cal. ★ 102	Crockett, Cal.		
Alturas, Cal. 67, 89	Berkeley, Cal. ★ Overland Route 60, 61, 62, 63	Carpinteria, Cal. 95, 96	Overland Route. 62, 63		
Alviso, Cal. 101	Shasta Route. 76, 77, 79, 80	Carrizo, N. M. 7, 18	Shasta Route 79, 80, 91		
Amarillo, Tex. ★ 7, 18	San Joaquin Valley. 108, 111, 112, 114, 115, 119	Carson City, Nev. 70	San Joaquin Valley. 110, 111, 112, 114		
Anacacho, Tex. 6, 16	Sacramento. 123, 124	Carthay Center, Cal. 134	Local. 123, 124		
Anaheim, Cal. 133	Berwick, La. 5, 17	Casa Grande, Ariz. 8, 15	Crosby, Tex. 5, 17		
Anapra, N. M. 15	Beverly Hills, Cal. 134	Cascade Summit, Ore. 78, 81	Crowley, La. 5, 17		
Ancho, N. M. 7, 18	Bieber, Cal. 67	Casimolia, Cal. 95, 96	Cucamonga, Cal. 132		
Anderson, Cal. 79, 80	Big Bend National Park, Tex. 57	Castella, Cal. 79, 80	Cuervo, N. M. 7, 18		
Angus, Tex. 38	Big Creek, Cal. 122	Castro, Cal. 125, 126	Culver City, Cal. 134		
Animas, N. M. 8, 15	Biggs, Cal. 79, 80	Castroville, Cal. 93, 95, 96	Cupertino, Cal. 100		
Ann Arbor, Mich. 75	Big Spring, Tex. 42	Catalina Island, Cal. 133	Currie, Nev. 69		
Antioch, Cal. 111, 112	Binghamton, N. Y. 75	Centralia, Wash. 82	Currie, Tex. 38		
Apache Trail, Ariz. 35	Birmingham, Ala. 1, 2, 41	Central Pt., Ore. 78, 81	Curtiss, Ariz. 24		
Appleby, Tex. 43	Bisbee, Ariz. 1, 2, 3, 4, 8, 15, 28, 73	Central Valley, Cal. 79, 80	Cushman, Ore. 85		
Aptos, Cal. 104	Bisbee Jet, Ariz. 1, 2, 3, 4, 8, 15, 28, 73	Ceres, Cal. 111, 112	Cypress, Tex. 38		
Arbuckle, Cal. 79, 80	Black Butte, Cal. 78, 79, 80, 81	Chandler, Ariz. 1, 2, 8, 15			
Arcadia, Cal. 132	Bloomington, Cal. 9, 14	Chatsworth, Cal. 95, 96			
Arcata, Cal. 128	Bloomington, Ill. 75	Chattanooga, Tenn. 1, 2, 41			
Arlight, Cal. 95, 96	Blue Canon, Cal. 62, 63	Chehalis, Wash. 82			
Arlington, Cal. 131	Boeuf, La. 5, 17	Chemawa, Ore. 78, 81			
Armstead, Ida. 66	Boise, Ida. 66, 69	Chemult, Ore. 78, 81			
Artois, Cal. 79, 80	Booth, Ore. 85	Cheyenne, Wyo. 60, 61, 72			
Ashland, Ore. 76, 77, 78, 81, 89	Boston, Mass. 74	Chicago, Ill.			
Astmar, Cal. 94	Boutte, La. 5, 17	Sunset Route. 1, 2, 41, 45			
Athens, Cal. 125, 126	Bowie, Ariz. 2, 3, 8, 15, 23, 73	Golden State Route. 3, 4, 7, 18, 73			
Atlanta, Ga. 1, 2	Boyman, Cal. 62, 63	Overland Route. 60, 61, 62, 63, 72, 74, 75			
Atwater, Cal. 111, 112	Boyes Springs, Cal. 91	Chico, Cal. 76, 77, 79, 80			
Auberry, Cal. 122	Bradley, Cal. 95, 96	Chihuahua, Mex. 40			
Auburn, Cal. 62, 63, 71	Brawley, Cal. 3, 4, 9, 14, 73	Chiloquin, Ore. 78, 81			
Aurora, Ore. 78, 81	Bray, Cal. 79, 80	Chouppique, La. 46			
Austa, Ore. 85	Bremont, Tex. 38, 49	Chowchilla, Cal. 111, 112			
Austin, Nev. 49	Brenham, Ore. 85	Chualar, Cal. 95, 96			
Austin, Tex. 49	Brentwood, Cal. 111, 112	Churchill, Nev. 64			
Avalon, Cal. 133	Brinkley, Ark. 50	Cincinnati, Ohio 1, 2, 41, 75			
Avery, La. 44	Broadway, Cal. 125, 126	Cisco, Cal. 62, 63			
Avon, Cal. 111, 112	Brooks, Ore. 78, 81	Cisco, Tex. 42			
Aztec, Ariz. 8, 15	Broussard, La. 5, 17	Ciudad Juarez, Mex. 40			
Anusa, Cal. 132	Bryan, Tex. 38	Clackamas, Ore. 78, 81			
	Buckeye, Ariz. 8, 15	Claremont, Cal. 132			
	Bullis, Tex. 6, 16	Clarendon, Ark. 50			
	Burbank, Cal. 95, 96, 111, 112, 134	Cleveland, Ohio. 74, 75			
	Burke, Tex. 43	Cleveland, Tex. 43			
	Burlingame, Cal. 10, 12, 92, 93, 95, 96, 98, 125, 126	Clifton, Ariz. 22			
	Burney, Cal. 67	Cline, Tex. 6, 16			
	Butler Road, Cal. 125, 126	Clint, Tex. 6, 16			
	Butte, Mont. 66	Clipper Gap, Cal. 62, 63			
	Byron, Cal. 111, 112	Cloverdale, Cal. 127			
		Coachella, Cal. 9, 14			
		Cobre, Nev. 62, 63			
		Cochise, Ariz. 8, 15			
		Colfax, Cal. 62, 63, 71			
		College Park, Cal. 125, 126			
		College Station, Tex. 38			
		Colorado Springs, Colo. 7, 18, 38, 72			

It's Fun

To Ride

Daylights

LOS ANGELES
SAN FRANCISCO
PORTLAND



Fabens, Tex. 6, 16
Fairbank, Ariz. 8, 15, 24, 25

Table No.	Table No.
Gage, N. M. 8, 15	Gold Run, Cal. 62, 63
Galt, Cal. 113	Goleta, Cal. 95, 96
Galveston, Tex. 55	Gonzales, Cal. 95, 96
Garcia, Mex. 19	Gonzales, Tex. 54
Gardiner Jet., Ore. 85	Goodrich, Tex. 43
Gardnerville, Nev. 70	Goshen, Ore. 78, 81
Garrison, Tex. 43	Goshen, Ore. 78, 81
Gaviota, Cal. 95, 96	Grand Island, Neb. 72
Gazelle, Cal. 78, 81	Grants Pass, Ore. 76, 77, 78, 81, 87, 128
Gerber, Cal. 76, 77, 79, 80	Grass Lake, Cal. 79, 80
Geronimo, Ariz. 23	Grass Valley, Cal. 71
Gervais, Ore. 78, 81	Green River, Wyo. 72
Geyserville, Cal. 127	Greenboro, N. C. 1, 2
Giant, Cal. 123, 124	Greensburg, Ind. 75
Giant Forest, Cal. 121	Grenada, Cal. 78, 81
Gibson, La. 5, 17	Grenada, Miss. 41
Gila, Ariz. 8, 15, 31	Gridley, Cal. 79, 80
Gilroy, Cal. 95, 96, 106	Groesbeck, Tex. 38
Glencoe, La. 46	Guadalupe, Mex. 95, 96
Glendale, Cal. ★	Guadalupe, Mex. 95, 96
Sunset-Golden State	Guasti, Cal. 9, 14
Routes. 10, 11, 12, 13	Guaymas, Mex. 58
Shasta Route. 79, 80	Gustine, Cal. 114
Coast Line. 92, 94, 95, 96	Guyton, Okla. 7, 18
San Joaquin Valley	
108, 109, 111, 112, 113	
Pacific Electric. 133, 134	
Glendale, Ore. 78, 81	
Glendora, Cal. 132	
Glen Ellen, Cal. 91	
Globe, Ariz. 8, 15, 23, 35	
Globe, Ore. 85	
Golconda, Nev. 62, 63	
Gold Beach, Ore. 129	
Gold Hill, Ore. 78, 81	

Table No.	Table No.
Hamilton Field, Cal. 127	Jimenez, Mex. 40
Hammond, Ind. 75	Joaquin, Tex. 43
Hammond, Tex. 38	Joliet, Ill. 75
Harrisburg, Ore. 78, 81	Jonesboro, Ark. 50
Harrisburg, Pa. 74	Jordan Valley, Ore. 69
Harwood, Tex. 5, 17, 54	Junction City, Ore. 78, 81
Haskell, Tex. 43	
Hassayampa, Ariz. 8, 15	
Hasson, Cal. 95, 96	
Hauser, Ore. 85	
Hawthorne, Nev. 64	
Haymond, Tex. 6, 16	
Hayward, Cal., reached	
from Oakland, Cal. 103	
Hayward Park, Cal.	
Hazen, Nev. 125, 126	
Healdsburg, Cal. 127	
Hearne, Tex. 38	
Heber, Cal. 9, 14	
Hempstead, Tex. 38	
Hercules, Cal. 123, 124	
Hereford, Ariz. 8, 15	
Herington, Kan. 7, 18	
Hermosa Beach, Cal. 134	
Hermosillo, Mex. 58	
High Bridge, Tex. (Pecos	
River) 6, 16	
Hillsboro, N. M. 21	
Hillsdale, Cal. 125, 126	
Hilt, Cal. 78, 81	
Hinkle, Ore. 66	
Hockley, Tex. 38	
Hollister, Cal. 106	
Hollywood, Cal. ★ 134	
Home Place, La. 46	
Hondo, Tex. 6, 16	
Hood River, Ore. 84	
Hopland, Cal. 127	
Hornbrook, Cal. 78, 81	
Hot Springs, N. M. 21	
Hot Wells, Tex. 6, 16	
Houston, Tex. ★ 1, 2, 3,	
17, 37, 38, 40, 43, 45	
Howth, Tex. 49, 55	
Hubbard, Ore. 78, 81	
Humble, Tex. 43	
Huntington, Ind. 75	
Huntington, Ore. 66, 84	
Huntington Beach, Cal.	
Huntington Lake, Cal. 133	
Hurley, N. M. 20	
Hutchins, Tex. 38	
Hutchinson, Kan. 7, 18	
Hyder, Ariz. 8, 15	

Table No.	Table No.
Hacienda, Tex. 6, 16	
Halleck, Nev. 62, 63	
Halsey, Ore. 78, 81	
Hamilton, Ont. 75	

Table No.	Table No.
I. & V. Junction, La. 44	
Idaho Falls, Ida. 66	
Idlewild, Cal. 128	
Illmo, Mo. 50	
Imlay, Nev. 62, 63	
Imola, Cal. 91	
Imperial, Cal. 9, 14	
Indianapolis, Ind. 75	
Indio, Cal. 1, 2, 3, 4, 9, 14	
Iowa, La. 5, 17	
Irapuato, Mex. 40	
Irmulco, Cal. 130	
Iron Point, Nev. 62	

Table No.	Table No.
Jackson, Cal. 118	
Jackson, Mich. 75	
Jackson, Miss. 41	
Jacksonville, Fla. 1, 2	
Jeanerette, La. 5, 17	
Jefferson, Ore. 78, 81	
Jennings, La. 5, 17	

Table No.	Table No.
Jimenez, Mex. 40	
Joaquin, Tex. 43	
Joliet, Ill. 75	
Jonesboro, Ark. 50	
Jordan Valley, Ore. 69	
Junction City, Ore. 78, 81	

Table No.	Table No.
Jackson, Cal. 118	
Jackson, Mich. 75	
Jackson, Miss. 41	
Jacksonville, Fla. 1, 2	
Jeanerette, La. 5, 17	
Jefferson, Ore. 78, 81	
Jennings, La. 5, 17	

Table No.	Table No.
Keachie, La. 43	
Keithville, La. 43	
Kelso, Wash. 82	
Kerman, Cal. 114	
King City, Cal. 95, 96	
King City, Cal. 111, 112	
Kingsburg, Tex. 5, 17	
Kings Canyon National	
Park, Cal. 121	
Kirk, Ore. 78, 81	
Kirkwood, Cal. 79, 80	
Klamath Falls, Ore. 67	
Overland Route	
Shasta Route	
76, 77, 78, 79, 80,	
81, 87, 89	
Knappa, Tex. 6, 16	
Kosse, Tex. 38	
Kroll, Ore. 85	

Table No.	Table No.
Kalamazoo, Mich. 75	
Kankakee, Ill. 75	
Kansas City, Mo.	
Golden State Route	
3, 4, 7, 18, 73	
Overland Route	
60, 61, 72	
Keachie, La. 43	
Keithville, La. 43	
Kelso, Wash. 82	
Kerman, Cal. 114	
King City, Cal. 95, 96	
King City, Cal. 111, 112	
Kingsburg, Tex. 5, 17	
Kings Canyon National	
Park, Cal. 121	
Kirk, Ore. 78, 81	
Kirkwood, Cal. 79, 80	
Klamath Falls, Ore. 67	
Overland Route	
Shasta Route	
76, 77, 78, 79, 80,	
81, 87, 89	
Knappa, Tex. 6, 16	
Kosse, Tex. 38	
Kroll, Ore. 85	

Table No.	Table No.
Lacoste, Tex. 6, 16	
La Crescenta, Cal. 133	
Lafayette, Ind. 75	
Lafayette, La. 5, 17, 48	
Lafourche, La. 5, 17	
La Grande, Ore. 66, 84	
Lake Charles, La. ★	
5, 17, 48	
Lake Shore Resort, Cal.	
Lakeside, Ore. 122	
Lake Tahoe, Cal. 64, 120	
Lakeview, Ore. 67	
Lancaster, Cal. 111, 112	
Langtry, Tex. 6, 16	
Lansing, Mich. 75	
Laramie, Wyo. ★	
72	
Laredo, Tex. 40	
La Sierra, Cal. 131	
Lathrop, Cal. 108, 111, 112	
La Verne, Cal. 132	
Leaf, Cal. 79, 80	
Leggett, Tex. 43	
Leland, Ore. 78, 81	
Lerdo, Cal. 111, 112	
Lewis Springs, Ariz. 8	
Lewisville, Ark. 50	
Lexington, Ky. 41	
Liberal, Kan. 7, 18	
Liberty, Tex. 5, 17	
Likely, Cal. 67	
Lincoln, Cal. 79, 80	
Lindsay, Cal. 115	
Linslaw, Ore. 85	
Lissie, Tex. 5, 17	
Litchfield, Ariz. 8, 15	
Little Rock, Ark.	
3, 4, 7, 18, 42, 73	
Live Oak, Cal. 79, 80	
Livermore, Cal. 116, 117	
Livingston, Cal. 111, 112	
Livingston, Tex. 43	
Lobo, Tex. 6, 16	
Lodi, Cal. 108, 111,	
112, 113, 115, 119	
Logansport, Ind. 75	
Logansport, La. 43	

It's Fun
To Ride The
Lark
SAN FRANCISCO • LOS ANGELES
Cascade
SAN FRANCISCO • PORTLAND



AMERICA'S MOST MODERN TRAINS

Table No.	Table No.
Paducah, Ky. 41	
Paisano, Tex. 6, 16	
Palisades, Nev. 62, 63	
Palmdale, Cal. 111, 112	
Palmer, Tex. 38	
Palm Springs, Cal. 134	
Palms, Cal. 38	
Palm Springs, Cal. 32	
1, 2, 3, 4, 9, 14, 32, 73	
Palm Springs Village, 32	
Palo Alto, Cal. 10, 12	
92, 93, 95, 96, 98, 100, 125, 126	
Paloma, Tex. 51	
Pantano, Ariz. 15	
Paragould, Ark. 50	
Pasadena, Cal. 9, 14, 131	
Paso Robles, Cal. 94, 95, 96	
Pastura, N. M. 7, 18	
Patagonia, Ariz. 25	
Patterson, Cal. 111, 112, 114, 115	
5, 17	
Paul Ave, Cal. 125, 126	
Paxton, Tex. 43	
Pendleton, Ore. 84	
Penryn, Cal. 62	
Petaluma, Cal. 127	
Philadelphia, Pa. 1, 2, 74, 75	
Phoenix, Ariz. 1, 2, 3, 4, 8, 15, 35, 40, 73	
Picacho, Ariz. 8, 15	
Pico, Cal. 133	
Pima, Ariz. 23	
Pine Bluff, Ark. 50	
Pine Ridge, Ore. 78	
Pismo, Cal. 123, 124	
Pismo, Cal. 95, 96	
Pittsburg, Cal. 111, 112	
Pittsburgh, Pa. 74, 75	
Pixley, Cal. 111, 112	
Placerville, Cal. 65	
Playa del Rey, Cal. 134	
Pleasanton, Cal. 116, 117	
Pocatello, Ida. 66	
Pomona, Cal. 9, 14, 132	
Port Arthur, Tex. 56	
Port Chicago, Cal. 111, 112	
Port Costa, 123, 124	
Porter, Tex. 43	
Porterville, Cal. 115	
Portland, Ore. 76, 77	
78, 81, 82, 84, 85, 88, 128	
Coos Bay, 85, 88, 129	
Overland Route, 66	
San Joaquin Valley, 109, 111, 112	
Port Orford, Ore. 129	
Prairie View, Tex. 38	
Preston, La. 43	
Promontory Point, Utah, 62, 63	
Pueblo, Colo. 7, 18, 72	
Puente, Cal. 9, 14	
Pumpville, Tex. 6, 16	
Q	
Queretaro, Mex. 40	
R	
Raceland Jet., La. 5, 17	
Rainrock, Ore. 85	
Randolph Field, Tex. 5, 17	
Ravendale, Cal. 67	
Rawlins, Wyo. 72	
Rayne, La. 5, 17	
Red Bluff, Cal. 79, 80	
Redding, Cal. 67, 76, 77, 79, 80, 90	
Red House, Nev. 63	
Redlands, Cal. 9, 14	
Racific Electric, 131	

Redondo, Mex. 19	
Redondo Beach, Cal. 134	
Redwood City, Cal. 95, 96, 98, 125, 126	
Redwood Empire Tour, 828	
Reedsport, Ore. 125	
Reno, Nev. 60, 61, 62, 63, 64, 67, 68, 70	
Rialto, Cal. 132	
Rice, Tex. 38	
Richardson, Ore. 85	
Richfield, Cal. 79, 80	
Richland, Tex. 38	
Richmond, Cal. 62, 63	
Overland Route, 62, 63	
Shasta Route, 79, 80	
San Joaquin Valley, 108, 111, 112, 114, 119	
Local, 123, 124	
Richmond, Ind. 75	
Richmond, Tex. 5, 17	
Richmond, Va. 75	
Richvale, Ore. 79, 80	
Ridgely, Cal. 78, 81	
Ridge, Cal. 127	
Rillito, Ariz. 8, 15	
Ripon, Cal. 111, 112	
Riverside, Cal. 131, 132	
Roanoke, La. 5, 17	
Rock Island, Ill. 7, 18	
Rocklin, Cal. 62, 63	
Rockwood, Cal. 9, 14	
Rodeo, Cal. 123, 124	
Rodon, N. M. 8, 15	
Rogers, Ore. 85	
Rogue River, Ore. 78, 81	
Roseburg, Ore. 78, 81, 88	
Rosenberg, Tex. 5, 17	
Rosefield, Tex. 6, 16	
Roseville, Cal. 62, 63, 79, 80	
Roswell, N. M. 36	
Roy, N. M. 27	
Royal Gorge, Colo. 72	
S	
Sabinal, Tex. 6, 16	
Sacramento, Cal. 60, 61, 62, 63, 64, 65, 67, 72	
Overland Route, 60, 61, 62, 63, 64, 65, 67, 72	
Shasta Route, 76, 77, 79, 80	
San Joaquin Valley, 108, 111, 112, 113	
115, 118, 119	
S. F.-Sacramento, 123, 124	
Safford, Ariz. 23	
Salem, Ore. 76, 77, 78, 81	
Salida, Cal. 111, 112	
Salinas, Cal. 10, 12, 92, 93, 94, 95, 96, 104	
Salt Lake City, Utah, 60, 61, 62, 63, 66	
Salt Mine, La. 44	
Salton, Cal. 9, 14	
San Antonio, Tex. 1, 2, 5, 6, 16, 17, 37, 40, 45, 53	
San Ardo, Cal. 95, 96	
San Bernardino, Cal. 131, 132	
San Bruno, Cal. 125, 126	
San Carlos, Ariz. 23	
San Carlos, Cal. 125, 126	
Sanderson, Tex. 6, 16	
San Diego, Cal. 92, 97, 108	
San Dimas, Cal. 132	
San Fernando, Cal. 111, 112, 134	
San Francisco, Market St. 79, 80, 81	
Sunset Route, 1, 2, 11, 13	
Overland Route, 60, 61, 62, 63, 64, 67, 72	
Shasta Route, 76, 77, 79, 80	
Coast Line, 92, 95, 96, 101	
San Joaquin Valley, 108, 109, 111, 112	
115, 117	

San Francisco Market St.—Continued	
Los Banos-Fresno, 114	
Yosemite Valley, 119	
Martinez-Sacramento, 123, 124	
N. W. P., 127, 128	
S. F.-San Jose, 101	
San Francisco, 3rd St., Cal. 1, 2, 10, 12	
Sunset Route, 92, 93, 95, 96, 109	
Santa Cruz, 98	
S.F.-San Jose, 100, 125, 126	
San Gabriel, Cal. 9, 14, 132	
San Jose, Cal. 1, 2, 10, 12	
Sunset & Golden State Routes, 10, 12	
Coast Line, 92, 93, 95, 96	
San Joaquin Valley, 109, 116	
Santa Cruz, 98, 99	
San Francisco, 100, 101, 103, 125, 126	
San Leandro, Cal. 103	
San Lucas, Cal. 95, 96	
San Luis Obispo, Cal. 10, 12, 92, 94, 95, 96	
San Mateo, Cal. 95, 96, 98, 125, 126	
San Miguel, Cal. 95, 96	
San Pablo, Cal. 123, 124	
San Pedro, Cal. 133	
San Rafael, Cal. 127, 128	
San Simon, Ariz. 8, 15	
Santa Ana, Cal. 133	
Santa Anita, Cal. 132	
Santa Barbara, Cal. 1, 2, 10, 12	
Sunset Route, 10, 12	
Golden State Route, 10, 12	
Shasta Route, 109	
Coast Line, 92, 94, 95, 96, 104, 109	
Santa Cruz, 104	
Santa Catalina Island, 133	
Santa Clara, Cal. 125, 126	
Santa Cruz, Cal. 10, 12, 98, 99, 104	
Davenport, 105	
Los Angeles, 104	
Santa Fe Springs, Cal. 133	
Santa Margarita, Cal. 95, 96	
Santa Monica, Cal. 134	
Santa Rosa, Cal. 91, 127	
Santa Rosa, N. M. 7, 18	
Santa Susana, Cal. 95, 96	
Sargent, Cal. 95, 96	
Satsuma, Tex. 38	
Saugus, Cal. 111, 112	
Schertz, Tex. 5, 17	
Schriever, La. 5, 17	
Schulenburg, Tex. 5, 17	
Schurz, Nev. 64	
School, Ore. 85	
Scottia, Cal. 127	
Seal Beach, Cal. 133	
Seaside, Cal. 93, 94, 95, 96	
Seattle, Wash. 76, 77, 82, 83	
Seco, Tex. 6, 16	
Seguin, Tex. 5, 17	
Selby, Cal. 123, 124	
Selma, Cal. 111, 112	
Sentinel, Ariz. 8, 15	
Separ, N. M. 8, 15	
Sequoia Natl. Park, Cal. 121	
Shasta Springs, Cal. 79, 80	
Shedd, Ore. 78, 81	
Shelbyville, Ind. 75	
Shepherd, Tex. 43	
Sheridan, Cal. 79, 80	
Shoshone, Ida. 66	
Shreveport, La. 37, 43	
Shumla, Tex. 6, 16	
Siboco, Ore. 85	
Sierra Blanca, Tex. 6, 16	
Sierra Madre, Cal. 132	

Siltecos, Ore. 85	
Silver City, N. M. 20, 21	
Siskiyou, Ore. 78, 81	
Small, Tex. 6, 16	
Soda Springs, Cal. 62, 63	
Solana, N. M. 27	
Soledad, Cal. 95, 96	
Solomon, Ariz. 23	
Sonoma, Cal. 91	
Sonoma State Home, 132	
South Arcadia, Cal. 132	
South Bend, Ind. 75	
South Fork, Cal. 127	
South San Francisco, Cal. 125, 126	
Sparks, Nev. 60, 61, 62, 63	
Spartanburg, S. C. 1, 2	
Splendora, Tex. 43	
Spofford, Tex. 6, 16, 51	
Spokane, Wash. 66, 76, 77, 82	
Springfield, Ill. 75	
Springfield, Ore. 78, 81	
Stanford University—See Palo Alto, Cal.	
St. Helena, Cal. 91	
St. Louis, Mo. 3, 4, 7, 18, 27, 73	
Sunset Route, 1, 2, 42, 45, 50	
Golden State Route, 3, 4, 7, 18, 73	
Overland Route, 60, 61, 72, 75	
St. Martinville, La. 48	
St. Paul, Minn. 3, 4, 7, 18, 72, 73	
Steger, Cal. 123, 124	
Steins, N. M. 8, 15	
Stockton, Cal. 62, 63	
Overland Route, 62, 63	
Shasta Route, 76, 77, 79, 80	
San Joaquin Valley, 108, 111, 112, 113, 115, 118, 119	
Strathmore, Cal. 115	
Stuttgart, Ark. 50	
Sugar Bowl, Cal. 62, 63	
Sugar Land, Tex. 5, 17	
Suisun-Fairfield, Cal. 62, 63, 79, 80, 123, 124	
Sulphur, La. 5, 17	
Sunland, Cal. 133	
Sunnyvale, Cal. 125, 126	
Sunset Beach, Cal. 133	
Surf, Cal. 95, 96	
Susanville, Cal. 67	
Sutherlin, Ore. 78, 81	
Sweetwater, Tex. 42	
Swisshome, Ore. 85	
Syracuse, N. Y. 8, 15	
Valle, Ariz. 8, 15	
Valentine, Tex. 6, 16	
Vallejo, Cal. 91, 110, 123, 124	
Vancouver, B. C. 76, 77, 83	
Vancouver, Wash. 82	
Van Nuys, Cal. 134	
Vasona Jct., Cal. 98	
Vaughn, N. M. 7, 18	
Vaughn, Ore. 85	
Veneta, Ore. 85	
Venice, Cal. 134	
Ventura, Cal. 92, 94, 95, 96, 107	
Verdi, Nev. 62, 63	
Vindicator, B. C. 83	
Vina, Cal. 79, 80	
Vinton, La. 5, 17	
Visalia, Cal. 115, 112	
Visitacion, Cal. 125, 126	


Washington, D. C. 1, 2, 74, 75	
Watsonville, Cal. 10, 12, 104	
Watsonville Jct., Cal. 10, 12, 92, 93, 95, 96	
Watts, Cal. 133	
Weaverville, Cal. 78, 81	
Weed, Cal. 78, 81	
Weimar, Cal. 62, 63	
Weimar, Tex. 5, 17	
Welborn, Tex. 38	
Wells, Nev. 62, 63, 69	
Wellton, Ariz. 8, 15	
Welsh, La. 5, 17	
Wendson, Ore. 85	
Weso, Nev. 62, 63	
West Applegate, Cal. 62	
Westfir, Ore. 78, 81	
West Fork, Ore. 78, 81	
West Hollywood, Cal. 134	
Westlake, Ore. 85	
West Los Angeles, Cal. 67	
Westwood, Cal. 134	
Westwood, (P.E.), Cal. 79, 80	
Wheatland, Cal. 79, 80	
Whetstone, Ariz. 8, 15	
White Sands National Monument, N. M. 34	
Whittier, Cal. 133	
Willard, Ore. 85	
Willcox, Ariz. 8, 15	
Williams, Cal. 79, 80, 86	
Willits, Cal. 127, 130	
Willows, Cal. 79, 80	
Zamorra, Cal. 79, 80	

Wilmer, Tex. 38	
Wilmington, Cal. 133	
Windsor, Cal. 127	
Windsor, Ont. 75	
Winnemucca, Nev. 62, 63, 69	
Wolf Creek, Ore. 78, 81	
Woodburn, Ore. 78, 81	
Woodland, Cal. 111, 112	
Woodland, Cal. 79, 80	
Wortham, Tex. 38	
Y	
Yamsey, Ore. 78, 81	
Yerington, Nev. 70	
Yolo, Cal. 79, 80	
Yoncalla, Ore. 78, 81	
Yosemite National Park, 120	
Yosemite Valley, Cal. 120	
Youngstown, Ohio. 75	
Yountville, Cal. 91	
Yreka Inn, Cal. 78, 81	
Ysleta, Tex. 6, 16	
Yuma, Ariz. 1, 2, 3, 4, 8, 9, 14, 15, 73	
Z	
Zamorra, Cal. 79, 80	


It's Fun To Ride The

SUNSET LIMITED

LOS ANGELES ★ NEW ORLEANS



Next time—try



S-P

AMERICA'S MOST MODERN TRAINS

TIMES SHOWN BELOW ARE STANDARD TIME

SUNSET ROUTE • WESTBOUND

NEW ORLEANS - HOUSTON - SAN ANTONIO - EL PASO - SOUTHERN ARIZONA - LOS ANGELES (SAN DIEGO)

(A) Table 1	Sunset Limited		Argonaut	
	No. 1 Daily Example		No. 5 Daily Example	
Lv New Orleans, La. (C.T.)...Sou.Pac.	12 30	Su	10 30	Su
Lv Houston, Tex.	8 05	Su	8 20	Su
Lv San Antonio, Tex. (C.T.)... "	12 20	Su	2 35	Mo
Ar El Paso, Tex. (M.T.)... "	11 20	Su	6 10	Mo
Lv Dallas, Tex. (C.T.)...T.&P.	8 00	Su	9 40	Su
Lv Fort Worth, Tex.	9 30	Su	11 00	Su
Ar El Paso, Tex. (M.T.)...T.&P.	10 30	Su	1 35	Mo
Lv El Paso, Tex. (M.T.)...Sou.Pac.	11 45	Su	6 50	Mo
Lv Deming, N. M.				
Lv Lordsburg, N. M.				
Lv Bowie, Ariz.				
Lv Douglas, Ariz.	3 25	Mo	11 30	Mo
Ar Bisbee Jet., Ariz.	3 53	Mo	12 05	Tu
Ar Bisbee, Ariz.Bus	4 18	Mo	12 30	Tu
Lv Bisbee, Ariz.	3 28	Mo	11 40	Mo
Ar Tucson, Ariz.Sou.Pac.	5 40	Mo	2 30	Tu
Lv Tucson, Ariz.	5 50	Mo	2 55	Tu
Ar Chandler, Ariz.	7 31	Mo		
Ar Mesa, Ariz.	7 42	Mo		
Ar Phoenix, Ariz.	8 10	Mo		
Ar Maricopa, Ariz.			4 50	Tu
Ar Yuma, Ariz. (M.T.)... "	11 30	Mo	9 00	Tu
Lv Yuma, Ariz. (P.T.)... "	10 45	Mo	8 25	Tu
Ar Indio, Cal.	12 42	Mo	10 34	Tu
Ar Palm Springs, Cal.	1 19	Mo	11 30	Tu
Ar Colton, Cal.	2 28	Mo	12 50	Tu
Ar Alhambra, Cal. (Pasadena) *	3 50	Mo	2 25	Tu
Ar Los Angeles, Cal. (Un. Sta.)	4 15	Mo	2 50	Tu

Frequent Service to San Diego (see Table 92).

Los Angeles, Santa Barbara, San Francisco

Daily Service	No. 51	No. 99	No. 57	No. 95	No. 75
Lv Los Angeles (Union Sta.)	6 20	7 15	4 40	6 45	8 00
Ar Santa Barbara, Cal.	9 30		9 10	10 27	
Ar San Francisco (3rd St.)	5 00		5 45	8 00	
Ar San Francisco (Mkt. St.)	6 20		7 15	8 00	

EXTRA FARES—"SUNSET LIMITED"

Between (Example Fares)	Coach Class (One-Way)		First Class (One-Way)	
New Orleans and Beaumont.....	\$.50		\$ 1.00	
New Orleans and El Paso.....	1.50		4.50	
New Orleans and Houston.....	.50		1.00	
New Orleans and New Orleans and Los Angeles.....	3.50		10.00	
New Orleans and Palm Springs.....	3.00		9.00	
New Orleans and Phoenix.....	2.00		6.00	
New Orleans and San Antonio.....	.75		1.50	
Beaumont and Los Angeles.....	3.00		9.00	
Beaumont and Phoenix.....	1.75		5.50	
Houston and Los Angeles.....	3.00		9.00	
Houston and Palm Springs.....	2.50		8.00	
Houston and Phoenix.....	1.75		5.50	
San Antonio and Los Angeles.....	2.75		8.50	
San Antonio and Palm Springs.....	2.25		7.50	
San Antonio and Phoenix.....	1.50		4.50	
El Paso and Los Angeles.....	2.00		5.50	
El Paso and Phoenix.....	1.00		2.75	
Phoenix and Los Angeles.....	1.50		4.00	
Phoenix and Palm Springs.....	1.00		3.00	

(15% Federal Tax not included)

Examples of fares shown are for adults; half of adult service charges for children 5 years of age and under 12. No charge for children under 5 when accompanied by parent or guardian.

TRAIN 1 STREAMLINER SUNSET LIMITED—EXTRA FARE

New Orleans, El Paso, Los Angeles	
(Open for occupancy 10:00 PM. at New Orleans)	
Full Lounge Car:★New Orleans to Los Angeles. (For Pullman passengers.) (Shower Bath.)	
Standard Sleepers:	
★New Orleans to Los Angeles. (6 BR., 10 Rmts.) Car 15.	
(6 BR., 10 Rmts.) Car 16.	
(6 BR., 10 Rmts.) Car 17.	
(6 BR., 10 Rmts.) Car 19.	
★Dallas to Los Angeles. (On T. & P. No. 1 to El Paso.) (6 BR., 10 Rmts.) Car 14.	
Chair Cars: Please reserve seats in advance.	
★New Orleans to Los Angeles. Cars 10-11-12.	
★New Orleans to San Antonio. Car 14.	
★El Paso to Los Angeles. Car 13.	
Pillow service available at nominal charge.	
Dining Car:★New Orleans to Los Angeles.	
Coffee Shop Lounge Car: ★New Orleans to Los Angeles. (For Chair Car passengers)	
News Agent Service.	
Tickets Honored: Ask Agents.	

TRAIN 5 ARGONAUT

New Orleans, El Paso, Los Angeles	
Full Lounge Car:★New Orleans to Los Angeles. (For Pullman passengers.)	
Standard Sleepers:★New Orleans to Los Angeles. (8 Sec., 5 BR.) Car 53.	
★New Orleans to Los Angeles. (10 Sec., 1 DR., 2 Compts.) Car 54.	
★New Orleans to San Antonio. (12 Sec., 1 DR., Car 55 (occupancy at San Antonio until 8:00AM).	
★Houston to San Antonio. (10 Sec., 1 DR., 2 Compts.) Car 56. (Occupancy at San Antonio until 8:00AM).	
★San Antonio to Los Angeles. (12 Sec., 1 DR., Car 55 (occupancy at San Antonio 9:30PM).	
Diner:★New Orleans to Los Angeles.	
Chair Cars:★New Orleans to Los Angeles. Pillow service available at nominal charge.	
News Agent Service:	
Tickets Honored: All classes.	

(B) CONNECTIONS AT NEW ORLEANS

WESTBOUND	Daily Example	Daily Example	Daily Example
Lv New York, N. Y. (E.T.) B. & O.	11 00Su	5 20Sa	
Lv Philadelphia, Pa. (E.T.)	1 30Su	7 47Sa	
Ar Washington, D. C. (E. T.)	4 05Su	10 25Sa	
Ar New Orleans, La. (C.T.) Sou.-L&N	6 45Mo	8 05Mo	
Lv New York, N. Y. (E.T.) P. R. I.	11 30Su	4 25Su	6 30Sa
Lv Chattanooga, Tenn. (E.T.) Sou.Ry.	7 25Mo	5 50Su	5 50Su
Ar New Orleans, La. (C.T.)	8 50Mo	8 50Mo	7 30Mo
Lv Chicago, Ill. (C.T.) I. C.	7 50Su	5 00Su	7 45Su
Lv St. Louis, Mo. (C.T.)	9 40Su	6 45Su	11 17Su
Lv Memphis, Tenn. (C.T.)	5 25Su	2 28Mo	9 00Mo
Ar New Orleans, La. (C.T.)	12 15Mo	9 30Mo	5 20Mo
Lv Cincinnati, O. (E.T.) Sou. Ry.	8 45Su	9 15Su	
Ar New Orleans, La. (C.T.)	7 30Mo	8 50Mo	
Lv Cincinnati, O. (E.T.) B. & O.	6 30Su		
Ar New Orleans, La. (C.T.) I. C.	6 20Mo		
Lv Cincinnati, O. (E.T.) L. & N.	9 00Su	8 00Su	7 05Su
Ar New Orleans, La. (C.T.)	7 10Mo	3 10Mo	7 30Mo
Lv Miami, Fla. (E.T.) SAL.	9 00Su		
Lv Jacksonville, Fla. (E.T.) SAL.	5 00Su		
Ar New Orleans, La. (C.T.) L. & N.	7 10Mo		

(C) WASHINGTON-SUNSET ROUTE

New York, Washington, Atlanta, New Orleans, El Paso, Los Angeles			
Daily Service	No. 37	No. 33	
Lv New York, N. Y. (E.T.) Penn.	b 1 45Su	10 15Su	
Lv Philadelphia (North), Pa.	b 3 15Su	11 44Su	
Lv Baltimore, Md.	b 5 05Su	1 30Mo	
Lv Washington, D. C. Sou. Ry.	b 6 10Su	j 2 40Mo	
Lv Danville, Va.	b 11 09Su	8 35Mo	
Lv Greensboro, N. C.	b 12 18Mo	9 55Mo	
Lv Spartanburg, S. C.	b 3 50Mo	2 02Mo	
Lv Atlanta, Ga. (E.T.) A. & W. P.	8 35Mo	7 15Mo	
Lv Montgomery, Ala. (C.T.) L. & N.	11 40Mo	11 10Mo	
Ar New Orleans, La. (C.T.)	6 45Mo	8 05Tu	
Daily Service	No. 1	No. 5	
Lv New Orleans, La. (C.T.) S. P.	a 12 30Tu	10 30Tu	
Ar Houston, Tex.	7 50Tu	7 45Tu	
Ar San Antonio, Tex. (C.T.)	12 05Tu	2 00We	
Ar El Paso, Tex. (M.T.)	11 20Tu	6 10We	
Ar Los Angeles (Union Sta.) (P.T.)	4 15We	2 50Th	

(D) "SOUTHERNER"—SUNSET ROUTE

New York, Washington, Birmingham, New Orleans, El Paso, Los Angeles			
The Southerner (Streamlined Train)—Daily			No. 47
Lv New York, N. Y. (E.T.) The Southerner Penn.	a 4 25Su		4 25Su
Lv Philadelphia (North), Pa.	5 56Su		5 56Su
Lv Baltimore, Md.	7 35Su		7 35Su
Lv Washington, D. C. Sou. Ry.	8 30Su		8 30Su
Lv Danville, Va.	1 14Mo		1 14Mo
Lv Greensboro, N. C.	2 14Mo		2 14Mo
Lv Spartanburg, S. C.	5 40Mo		5 40Mo
Lv Atlanta, Ga. (E.T.)	10 00Mo		10 00Mo
Lv Birmingham, Ala. (C.T.)	1 15Mo		1 15Mo
Ar New Orleans, La. (C.T.) The Southerner	8 50Mo		8 50Mo
Daily Service			No. 1
Lv New Orleans, La. (C.T.) Sunset Ltd. S. P.	12a30Tu		12a30Tu
Ar Houston, Tex.	7 50Tu		7 50Tu
Ar San Antonio, Tex. (C.T.)	12 05Tu		12 05Tu
Ar El Paso, Tex. (M.T.)	11 20Tu		11 20Tu
Ar Los Angeles (Un. Station) (P.T.) Sunset Ltd.	4 15We		4 15We

★Regularly assigned cars are air-conditioned.

All PM time in Dark faced figures.
E.T.—Eastern Standard Time.
C.T.—Central Standard Time
M.T.—Mountain Standard Time.
P.T.—Pacific Standard Time.
*No. 17—Change Birmingham to "The Southerner" No. 47.
†Operates via San Joaquin Valley Line, arriving San Francisco (Market St. Station).

○—Train 75-73.

■—Coach seats reserved—Reservation charge applying.

—Open for occupancy 10:00PM.

—Coach passengers leave New York 9:30AM, North Philadelphia 10:57AM, Baltimore 12:35PM, Washington 1:30PM, Greensboro 9:15PM, Ar Atlanta 6:30AM (E.T.)

—Stops on flag to entrain pay passengers for Palm Springs or beyond; discharge from El Paso or beyond.

d—Stops on flag to detrain pay passengers from El Paso or beyond; also entrain for Colton or beyond.

f—Flag stop.

i—Open for occupancy 9:30PM.

*—On call taxi service between Alhambra and Pasadena City Ticket office, 148 East Colorado Blvd. Consult Agent for details.

TIMES SHOWN BELOW ARE STANDARD TIME

SUNSET ROUTE • EASTBOUND

LOS ANGELES (SAN DIEGO) - SOUTHERN ARIZONA - EL PASO - SAN ANTONIO - HOUSTON - NEW ORLEANS

(A)	Sunset Limited No. 2 Daily Example	Argonaut No. 6 Daily Example
Lv Los Angeles, Cal. (Un.Sta.) Sou.Pac.	8 00 Su	8 30 Su
Lv Alhambra, Cal. (Pasadena)#	8 20 Su	8 50 Su
Lv Colton, Cal.	9 24 Su	10 10 Su
Lv Palm Springs, Cal.	10 50 Su	11 36 Su
Lv Indio, Cal.	11 02 Su	12 25 Mo
Ar Yuma, Ariz. (P.T.)	1 15 Mo	3 25 Mo
Ar Yuma, Ariz. (M.T.)	2 35 Mo	4 45 Mo
Lv Maricopa, Ariz.		8 51 Mo
Ar Phoenix, Ariz.	5 30 Mo	
Lv Phoenix, Ariz.	5 45 Mo	
Ar Mesa, Ariz.	6 11 Mo	
Ar Chandler, Ariz.	6 22 Mo	
Ar Tucson, Ariz.	8 00 Mo	11 00 Mo
Lv Tucson, Ariz.	8 10 Mo	11 35 Mo
Ar Bisbee Jct., Ariz.	10 16 Mo	
Ar Bisbee, Ariz. Bus	10 41 Mo	
Lv Bisbee, Ariz.	9 51 Mo	
Lv Douglas, Ariz. Sou.Pac.	10 50 Mo	
Ar Bowie, Ariz.		3 00 Mo
Ar Lordsburg, N. M.		4 15 Mo
Ar Deming, N. M.		5 35 Mo
Ar El Paso, Tex. (M.T.)	2 45 Mo	7 35 Mo
Lv El Paso, Tex. (M.T.) T.&P.	3 30 Mo	12 50 Tu
Ar Fort Worth, Tex. (C.T.)	7 30 Tu	3 55 Tu
Ar Dallas, Tex. (C.T.)	8 45 Tu	6 00 Tu
Lv El Paso, Tex. (M.T.) Sou.Pac.	3 05 Mo	8 05 Mo
Ar San Antonio, Tex. (C.T.)	3 50 Tu	2 10 Tu
Ar Houston, Tex.	8 15 Tu	8 45 Tu
Ar New Orleans, La. (C.S.T.)	4 00 Tu	7 00 We

Ride the All-New Streamlined

SUNSET LIMITED

Only 42 hours

NEW ORLEANS



LOS ANGELES

Via the historic Sunset Route thru Houston, San Antonio, El Paso, Tucson and Phoenix. Extra fine... extra fast... moderate extra-fare.

San Francisco, Santa Barbara, Los Angeles

Daily Service	No. 52	No. 98	No. 94	No. 58	No. 76
Lv San Francisco (3rd St.)	7 15	6 45			
Lv San Francisco (Mkt. St.)	6 20		8 00		
Lv Santa Barbara, Cal.	2 42	3 07		5 10	
Ar Los Angeles (Union St.)	6 30	5 00	5 45	10 45	8 00

★Argonaut and Sunset Limited are air-conditioned and AIR-COOLED All Year

TRAIN 2 STREAMLINER SUNSET LIMITED—EXTRA FARE Los Angeles, El Paso, New Orleans

Full Lounge Car: ★Los Angeles to New Orleans. (For Pullman passengers.) (Shower Bath)

Standard Sleepers: ★Los Angeles to New Orleans. (6 BR., 10 Rmts.) Car 26. (6 BR., 10 Rmts.) Car 27. (6 BR., 10 Rmts.) Car 29.

★Los Angeles to San Antonio. (Occupancy at San Antonio until 8:00AM.) (6 BR., 10 Rmts.) Car 25.

★San Antonio to New Orleans (open at San Antonio 9:30 PM.) (6 BR., 10 Rmts.) Car 25.

★Los Angeles to Dallas. (On T. & P. No. 6 from El Paso.) (6 BR., 10 Rmts.) Car 24.

Chair Cars: Please reserve seats in advance. ★Los Angeles to New Orleans. Cars 20-21-22. ★Los Angeles to El Paso. Car 23. ★San Antonio to New Orleans. Car 23. Pillow service available at nominal charge.

Dining Car: ★Los Angeles to New Orleans.

Coffee Shop Lounge Car: ★Los Angeles to New Orleans. (For chair car passengers)

News Agent Service.

Tickets Honored: Ask Agents.

TRAIN 6 ARGONAUT

Los Angeles, El Paso, New Orleans

Full Lounge Car: ★Los Angeles to New Orleans. (For Pullman passengers.)

Standard Sleepers: ★Los Angeles to New Orleans. (8 Sec., 5 BR.) Car 64.

★Los Angeles to New Orleans. (10 Sec., 1 DR., 2 Compts.) Car 65.

★Los Angeles to New Orleans (12 Sec., 1 DR.) Car 66.

★San Antonio to Houston. (10 Sec., 1 DR., 2 Compts.) Car 68.

★Houston to New Orleans (8 Sec., 5 BR) Car 67.

Dining Car: ★Los Angeles to New Orleans. (No dinner service from Los Angeles.)

Chair Cars: ★Los Angeles to New Orleans. Pillow service available at nominal charge.

News Agent Service.

Tickets Honored: All Classes.

COAST TO COAST SERVICE

(B) CONNECTIONS AT NEW ORLEANS

EASTBOUND	Daily Example	Daily Example	Daily Example
Lv New Orleans, La. (C.T.) L.&N-Sou.	10 40 Th	11 00 Th	
Lv Washington, D. C. (E.T.) B.&O.	1 00 Sa	8 00 Sa	
Ar Philadelphia, Pa. (E.T.)	4 22 Sa	10 27 Sa	
Ar New York, N.Y. (E.T.) 42d St.	7 30 Sa	12 50 Sa	
Lv New Orleans, La. (C.T.) Sou.Ry.	8 00 Th	9 00 Th	8 00 Th
Ar Chattanooga, Tenn. (E.T.)	8 20 Th	12 00 Fr	
Ar New York, N.Y. (E.T.) PRR	4 45 Fr	11 45 Sa	1 20 Fr
Lv New Orleans, La. (C.T.) I.C.	7 15 Th	4 15 Th	
Ar Memphis, Tenn. (C.T.)	1 45 Th	10 50 Th	
Ar St. Louis, Mo. (C.T.)	9 00 Th	7 33 Fr	
Ar Chicago, Ill. (C.T.)	11 40 Th	8 45 Fr	
Lv New Orleans, La. (C.T.) Sou.Ry.	6 00 Th	9 00 Th	
Ar Cincinnati, O. (E.T.)	7 55 Fr	9 55 Fr	
Lv New Orleans, La. (C.T.) I.C.	7 15 Th	4 15 Th	
Ar Cincinnati, O. (E.T.) B&O	12 30 Fr	6 00 Fr	
Lv New Orleans, La. (C.T.) L.&N.	8 20 Th	10 40 Th	9 00 Th
Ar Cincinnati, O. (E.T.)	12 05 Fr	7 45 Fr	9 15 Fr
Lv New Orleans, La. (C.T.) L&N	5 00 Th	11 00 Th	
Ar Jacksonville, Fla. (E.T.) SAL	9 00 Fr	5 50 Fr	
Ar Miami, Fla. (E.T.) SAL	3 55 Fr	8 30 Sa	

(C) WASHINGTON-SUNSET ROUTE

Los Angeles, El Paso, New Orleans, Atlanta, Washington, New York

Daily Service	No. 2	No. 2	No. 6
Lv Los Angeles (Union Station) S.P.	8 00 Mo	8 00 Mo	8 30 Mo
Lv El Paso, Tex. (M.T.)	3 05 Tu	4 05 Tu	8 05 Tu
Lv San Antonio, Tex. (C.T.)	4 10 We	4 10 We	2 50 We
Lv Houston, Tex.	8 30 We	8 30 We	10 00 We
Ar New Orleans, La. (C.T.)	4 00 We	4 00 We	7 00 Th
Daily Service	No. 34	No. 38	No. 6
Lv New Orleans, La. (C.T.) L.&N.	5 00 We	11 00 We	10 40 Th
Ar Montgomery, Ala. (C.T.)	1 45 Th	7 20 Th	5 15 Th
Ar Atlanta, Ga. (E.T.) A.&W.P.	7 50 Th	1 15 Th	11 25 Th
Ar Spartanburg, S.C. Sou.Ry.	1 50 Th	4 35 Th	5 50 Fr
Ar Greensboro, N. C.	6 20 Th	4 9 15 Th	10 35 Fr
Ar Danville, Va.	7 37 Th	10 20 Th	11 45 Fr
Ar Washington, D. C.	6 1 25 Fr	6 44 15 Fr	5 45 Fr
Ar Baltimore, Md.	2 50 Fr	4 5 36 Fr	6 42 Fr
Ar Philadelphia (North), Pa.	4 50 Fr	7 24 Fr	8 25 Fr
Ar New York, N.Y. (E.T.)	6 25 Fr	4 8 55 Fr	9 55 Fr

(D) SUNSET ROUTE—"SOUTHERNER"

Los Angeles, El Paso, New Orleans, Birmingham, Washington, New York

Daily Service	No. 2	No. 6
Lv Los Angeles (Union Station) S.P.	8 00 Tu	8 30 Tu
Lv El Paso, Tex. (M.T.)	3 05 We	8 05 We
Lv San Antonio, Tex. (C.T.)	4 10 Th	2 60 Th
Lv Houston, Tex.	8 30 Th	10 00 Th
Ar New Orleans, La. (C.T.)	4 00 Th	7 00 Fr
The Southerner (Streamlined Train)—Daily	No. 48	No. 48
Lv New Orleans, La. (C.T.) The Southerner Sou. Ry.	8 00 Fr	8 00 Fr
Ar Birmingham, Ala. (C.T.)	3 05 Fr	8 20 Fr
Ar Atlanta, Ga. (E.T.)		12 16 Sa
Ar Spartanburg, S.C.		3 34 Sa
Ar Greensboro, N. C.		4 28 Sa
Ar Danville, Va.		9 10 Sa
Ar Washington, D. C.		10 15 Sa
Ar Baltimore, Md.		11 52 Sa
Ar Philadelphia (North), Pa.		1 20 Sa
Ar New York, N.Y. (E.T.) The Southerner		

★Regularly assigned cars are air-conditioned.

All PM time in Dark faced figures.
 P.T.—Pacific Standard Time.
 M.T.—Mountain Standard Time.
 C.T.—Central Standard Time.
 E.T.—Eastern Standard Time.
 a—Open for occupancy 10:00PM.
 b—Sleepers may be occupied until 7:30AM.

—Stops on flag to entrain pay passengers for El Paso or beyond.
 d—Coach passengers Lv Atlanta 1:55PM (E.T.), Ar Washington 9:10AM, New York 1:20PM
 —Stops on flag to entrain Pay Passengers for El Paso or beyond and detrain from Colton or beyond.
 f—Flag stop.
 h—"The Southerner" No. 48—Change Meridian or Birmingham.

*—No. 12—Change Birmingham from "The Southerner" No. 48.
 —Leaves from San Francisco Market St. Station, operating via San Joaquin Valley Line.
 —Train 74-76.
 —Coach seats reserved—Reservation charge applying.
 #—On call taxi service between Alhambra and Pasadena City Ticket Office, 148 East Colorado Blvd. Consult Agent for details.

TIMES SHOWN BELOW ARE STANDARD TIME

GOLDEN STATE ROUTE • WESTBOUND

NEW YORK - CHICAGO - ST. LOUIS - KANSAS CITY - EL PASO - SOUTHERN ARIZONA - LOS ANGELES (SAN DIEGO)

(A) Table 3	Golden State No. 3 Daily Example		Imperial No. 39 Daily Example		Passenger No. 43 Daily Example	
Lv Chicago, Ill. (C.T.).....	1 20	Su	9 20	Su		
Ar Kansas City, Mo.....	10 30	Su	8 30	Mo		
Lv St. Louis, Mo.....	4 00	Su	11 50	Su		
Ar Kansas City, Mo.....	9 00	Su	7 20	Mo		
Lv Minneapolis, Minn.....	12 01	Su	6 30	Su		
Lv St. Paul, Minn.....	12 25	Su	7 10	Su		
Ar Kansas City, Mo.....	9 15	Su	7 15	Mo		
Lv Kansas City, Mo.....	11 00	Su	9 00	Mo		
Lv Topeka, Kan.....	12 10	Mo	10 15	Mo		
Lv Dalhart, Tex.....	8 33	Mo	8 35	Mo		
Ar Tucumcari, N. M. (C.T.).....	10 16	Mo	10 30	Mo		
Lv Memphis, Tenn.....			9 30	Su		
Lv Little Rock, Ark.....			1 05	Mo		
Lv Oklahoma City, Okla.....			11 10	Mo		
Ar Tucumcari, N. M. (C.T.).....			10 00	Mo		
Lv Tucumcari, N. M. (M.T.).....	9 30	Mo	10 30	Mo	10 45	Mo
Ar El Paso, Tex. (M.T.).....	3 15	Mo	6 00	Tu	7 15	Tu
Lv El Paso, Tex. (M.T.).....	3 30	Mo	6 45	Tu	8 10	Tu
Ar Douglas, Ariz.....	7 00	Mo	11 15	Tu		
Ar Bisbee Junc., Ariz.....	7 28	Mo	12 12	Tu		
Ar Bisbee, Ariz.....	7 53	Mo	12 37	Tu		
Lv Bisbee, Ariz.....	6 58	Mo	11 47	Tu		
Ar Deming, N. M.....					10 10	Tu
Ar Lordsburg, N. M.....					11 35	Tu
Ar Bowie, Ariz.....					1 05	Tu
Ar Benson, Ariz.....					3 00	Tu
Ar Tucson, Ariz.....	9 17	Mo	2 25	Tu	4 15	Tu
Ar Phoenix, Ariz.....	11 45	Mo	5 25	Tu	7 40	Tu
Ar Yuma, Ariz. (M.T.).....	3 00	Tu	9 10	Tu	12 25	We
Lv Yuma, Ariz. (P.T.).....	2 10	Tu	8 40	Tu	12 05	We
Ar Calexico, Cal.....			10 35	Tu		
Ar El Centro, Cal.....			11 11	Tu		
Ar Brawley, Cal.....			11 29	Tu		
Ar Indio, Cal.....	4 07	Tu	1 15	We	3 28	We
Ar Palma Springs, Cal.....	4 41	Tu	2 18	We	4 35	We
Ar Alhambra, Cal. (Pasadena) *.....	7 10	Tu	5 30	We	7 50	We
Ar Los Angeles, Cal. (Un.Sta.).....	7 35	Tu	6 00	We	8 20	We

Frequent Service to San Diego
(See Table 92)

TRAIN 3 STREAMLINER GOLDEN STATE—Extra Fare Via R. I. and S. P.

Full Lounge Car: ★Chicago to Los Angeles. (For Pullman Car passengers.) (Does not operate on days Buffet-Obs. operates.)

Standard Sleepers:

- ★Chicago to Los Angeles. (6 BR., 10 Rmts.) (Operates 3 days out of 5.) Consult Agent. Car 35. (4BR., 4 Compts., 2DR.) Car 36. (Effective June 6, will be 12BR., 4 days out of 5. 4 BR., 4 Compts., 2 DR., 1 day out of 5.)
- ★Chicago to Los Angeles. (Buffet-Obs., 2 BR., 1DR.) Car 30. (Operates 3 days out of 5; remaining 2 days car is 6 BR., 10 Rmts.) Consult Agent.
- ★Chicago to Phoenix. (4 BR., 4 Compts., 2 DR.) Car 34. (Open for occupancy until 7:30AM.) Last Operation June 5.
- ★Chicago to Tucson. (12 BR., 4 days out of 5. 4 BR., 4 Compts., 2 DR., 1 day out of 5.) Car 33. (Open for occupancy until 7:30AM.) (Last operation from Chicago May 28.)
- ★Minneapolis to Los Angeles. Via R. I. No. 507 to Kansas City, R.I.-S.P. No. 3. (6 Sec., 6 Rmts., 4 BR.) Car 575.
- ★St. Louis to Los Angeles. Via Mo.Pac. No. 11 to Kansas City, R.I.-S.P. No. 3 (6 Sec., 6 Rmts., 4 BR.) Car 115.

Chair Cars: (Please reserve seats in advance.)

- ★Chicago to Los Angeles. Cars 38-39.
- ★Minneapolis to Los Angeles. Via R.I. No. 507 to Kansas City, R.I.-S.P. No. 3. Car 37. Pillow service available at nominal charge.

Dining Car: ★Chicago to Los Angeles.

Coffee Shop Lounge Car: ★Chicago to Los Angeles. (For Coach passengers.)

Baggage: Checked service only from certain stations east of Tucumcari. Consult Agent.

Tickets Honored: Ask Agents.

TRAIN 39 IMPERIAL Via R. I. and S. P.

Lounge Car: ★Chicago to Los Angeles. (For Pullman passengers.)

- ★Chicago to Los Angeles. (6 Sec., 6 BR.) Car 398.
- ★Chicago to Los Angeles. (10 Sec., 1 DR., 2 Compts.) Car 391.
- ★Memphis to Los Angeles. (On R.I. Train 111 to Tucumcari) (10 Sec., 1 DR., 2 Compts.) Car 1115.
- ★Little Rock to Los Angeles. (On R. I. Train 111 to Tucumcari) (8 Sec., 1 DR., 2 Compts.) car 1117 (occupancy at 9:30 PM)
- ★Calexico to Los Angeles. (On Train 347 to Niland.) (8 Sec., 5 BR.) Car 390.

Lounge Car: ★Chicago to Tucumcari. (For Coach passengers.)

Lounge Car: ★El Paso to Los Angeles. (For Coach passengers.)

Chair Cars: ★Chicago to Los Angeles.

★Memphis to Los Angeles.

Coach: ★Calexico to Niland on Train 347. Transfer to No. 39. Pillow service available at nominal charge.

Diner: ★Chicago to Tucumcari.

News Agent Service.

Diner: ★Little Rock to Tucumcari.

Tickets Honored: All Classes.

Diner: ★El Paso to Los Angeles.

TRAIN 43 PASSENGER Via R. I. and S. P.

Coach: ★Tucumcari to Los Angeles.

(B)

NEW YORK—CHICAGO Daily Service

5 20	11 00	Lv New York (E.T.) (42nd St.) B&O Ar	1 40	1 40
2 15	7 00	Ar Chicago (C.T.) " " Lv	3 45	4 00
10 10	6 00	Lv New York (E.T.) " " N.Y.C. Ar	8 50	1 00
3 00	11 15	Ar Chicago (C.T.) " " Lv	3 05	6 30
7 50	4 00	Lv New York (E.T.) " " Penn. Ar	8 20	10 45
1 05	7 20	Ar Chicago (C.T.) " " Lv	3 00	4 30
6 50	7 45	Lv New York (E.T.) " " Erie Ar	6 30	7 55
3 55	6 55	Ar Chicago (C.T.) " " Lv	5 00	9 25

(C)

KANSAS CITY—MINNEAPOLIS (Via C. R. I. & P. Ry.) Daily Service

11 59	8 15	9 10	Lv Kansas City, Mo.....	Ar	9 15	7 15	3 10
6 30	1 15	1 10	Ar Des Moines, Ia.....	Lv	5 03	2 05	8 40
7 15	8 30	6 00	Ar St. Paul, Minn.....	Lv	12 25	7 10	11 25
8 00	9 15	6 30	Ar Minneapolis, Minn.....	Lv	12 01	6 30	10 30

EXTRA FARES—"GOLDEN STATE" Examples of Fares

Between	Coach Class (one-way)	First Class (one-way)
Los Angeles and Chicago.....	\$3.50	\$10.00
Los Angeles and El Paso.....	2.00	5.50
Los Angeles and Kansas City.....	3.50	10.00
Los Angeles and Phoenix.....	1.50	4.00
Los Angeles and Tucson.....	1.50	4.00
Phoenix and Chicago.....	2.75	6.00
Phoenix and Kansas City.....	2.75	6.00
Tucson and Chicago.....	2.50	6.00
Tucson and Kansas City.....	2.50	6.00

(15% Federal Tax not included)

Examples of Fares shown are for adults, half of adult service charges for children 5 years of age and under 12. No charge for children under 5 when accompanied by parent or guardian.

★—Regularly assigned cars are air-conditioned.

All PM time in Dark faced figures.

E.T.—Eastern Standard Time.

C.T.—Central Standard Time.

M.T.—Mountain Standard Time.

P.T.—Pacific Standard Time.

←—Leaves 10:00PM on Saturday.

↵—Stops to detain pay passengers from Phoenix or beyond; also enroute for Alhambra or beyond.

↶—Stops to detain pay passengers from Tucumcari or beyond.

f—Flag stop.

g—Passengers enroute to or from Benson will be handled to and from Whitestone.

□—La Salle Street Station (La Salle & Van Buren Sts.)

†—Grand Central Station (Harrison and Wells Sts.)

‡—Union Passenger Station (Canal, Adams and Jackson Sts.)

○—Dearborn Station (Dearborn and Polk Sts.)

*—On call taxi service between Alhambra and Pasadena City ticket office, 148 East Colorado Blvd. Consult Agent for details

TIMES SHOWN BELOW ARE STANDARD TIME

GOLDEN STATE ROUTE • EASTBOUND

LOS ANGELES (SAN DIEGO) - SOUTHERN ARIZONA - EL PASO - KANSAS CITY - ST. LOUIS - CHICAGO - NEW YORK

Table 4 Frequent service from San Diego (See Table 92)		Golden State No. 4 Daily Example		Passenger No. 44 Daily Example		Imperial No. 40 Daily Example	
Lv Los Angeles, Cal. (Union Station)	S.P.	1 30	Su	8 05	Su	10 10	Su
Lv Alhambra, Cal. (Pasadena) *	"	1 50	Su	8 25	Su	10 30	Su
Lv Palm Springs, Cal.	"	h 3 56	Su	11 08	Su	1 11	Mo
Lv Indio, Cal.	"	h 4 23	Su	11 55	Su	1 58	Mo
Lv Brawley, Cal.	"	↓	↓	↓	↓	3 35	Mo
Lv El Centro, Cal.	"	↓	↓	↓	↓	4 00	Mo
Lv Calexico, Cal.	"	↓	↓	↓	↓	4 30	Mo
Ar Yuma, Ariz. (P.T.)	"	6 25	Su	2 55	Mo	6 35	Mo
Lv Yuma, Ariz. (M.T.)	S.P.	7 35	Su	4 15	Mo	7 55	Mo
Lv Phoenix, Ariz.	"	10 35	Su	8 11	Mo	11 25	Mo
Lv Tucson, Ariz.	"	12 50	Mo	11 50	Mo	2 30	Mo
Lv Benson, Ariz.	"	↓	↓	↓	↓	e	↓
Lv Bowie, Ariz.	"	↓	↓	↓	↓	↓	↓
Lv Lordsburg, N. M.	"	↓	↓	↓	↓	↓	↓
Lv Deming, N. M.	"	↓	↓	↓	↓	↓	↓
Ar Bisbee Junction, Ariz.	S.P.	f 2 58	Mo	2 25	Mo	f 4 54	Mo
Ar Bisbee, Ariz.	Bus	3 23	Mo	2 50	Mo	5 19	Mo
Lv Bisbee, Ariz.	"	2 28	Mo	2 00	Mo	4 24	Mo
Lv Douglas, Ariz.	S.P.	3 30	Mo	3 10	Mo	5 38	Mo
Ar El Paso, Tex. (M.T.)	"	7 05	Mo	7 45	Mo	9 55	Mo
Lv El Paso, Tex. (M.T.)	"	7 20	Mo	8 35	Mo	10 30	Mo
Ar Tucumcari, N. M. (M.T.)	S.P.	1 43	Mo	5 15	Tu	5 50	Tu
Lv Tucumcari, N. M. (C.T.)	R.I.					7 20	Tu
Ar Oklahoma City, Okla.	"					4 50	Tu
Ar Little Rock, Ark.	"					3 00	We
Ar Memphis, Tenn.	"					6 50	We
Lv Tucumcari, N. M. (C.T.)	R.I.	2 49	Mo			7 20	Tu
Lv Dalhart, Tex.	"	4 24	Mo			9 05	Tu
Ar Topeka, Kan.	"	12 04	Tu			5 38	Tu
Ar Kansas City, Mo.	R.I.	1 25	Tu			7 00	Tu
Lv Kansas City, Mo.	Mo.Pac.	1 45	Tu			11 30	Tu
Ar St. Louis, Mo.	Mo.Pac.	8 05	Tu			7 28	We
Lv Kansas City, Mo.	R.I.	9 10	Tu			8 15	Tu
Ar St. Paul, Minn.	"	6 00	Tu			8 30	We
Ar Minneapolis, Minn.	R.I.	6 30	Tu			9 15	We
Lv Kansas City, Mo.	R.I.	1 50	Tu			8 00	Tu
Ar Chicago, Ill. (C.T.)	□ R.I.	11 45	Tu			8 40	We

**TRAIN 4 STREAMLINER
GOLDEN STATE—Extra Fare
Via S. P. and R. I.**

Full Lounge Car: ★ Los Angeles to Chicago. (For Pullman passengers.) (Does not operate on days Buffet-Obs. operates.)

Standard Sleepers:

★ Los Angeles to Chicago. (6 BR., 10 Rmets.) Car 41. (4 BR., 4 Compts., 2 DR.) Car 44. (Effective June 8, will be 12 BR., 4 days out of 5. 4 BR., 4 Compts., 2 DR., 1 day out of 5.)

★ Los Angeles to Chicago. (Buffet-Obs., 2 BR., 1 DR.) Car 40. (Operates 3 days out of 5.) Consult Agent.

★ Phoenix to Chicago. (4 BR., 4 Compts., 2 DR.) Car 43. (Open for occupancy 9:00 PM.) Last Operation June 7.

★ Tucson to Chicago. (12 BR., 4 days out of 5. 4 BR., 4 Compts., 2 DR., 1 day out of 5.) Car 42. (Open for occupancy 9:00 PM.) (Last operation from Tucson May 31.)

★ Los Angeles to St. Louis S.P.-R.I. No. 4 to Kansas City. Mo.Pac. No. 20 to St. Louis.

(6 Sec., 6 Rmets., 4 BR.) Car 45.

★ Los Angeles to Minneapolis. S.P.-R.I. No. 4 to Kansas City, R.I. No. 508 to Minneapolis. (6 Sec., 6 Rmets., 4 BR.) Car 46.

Chair Cars: (Please reserve seats in advance.)

★ Los Angeles to Chicago. (Cars 48-49.)

★ Los Angeles to Minneapolis. S.P.-R.I. No. 4 to Kansas City, R. I. No. 508 to Minneapolis. Car. 47

Pillow service available at nominal charge.

Dining Car: ★ Los Angeles to Chicago.**Coffee Shop Lounge Car: ★ Los Angeles to Chicago. (For coach passengers.)****Baggage: Checked service only to certain stations east of Tucumcari. Consult Agent.****Tickets Honored: Ask Agents.****TRAIN 40 IMPERIAL
Via S. P. and R. I.**

(Open for occupancy at 9:00 PM.)

Lounge Car: ★ Los Angeles to Chicago. (For Pullman Passengers.)**Standard Sleepers: ★ Los Angeles to Chicago. (6 Sec., 6 BR.) Car 406.**

★ Los Angeles to Chicago. (10 Sec., 1 DR., 2 Compts.) Car 405.

★ Los Angeles to Memphis (On R.I. 112 from Tucumcari.) (10 Sec., 1 DR., 2 Compts.) Car 404.

★ Los Angeles to Little Rock. (On R.I. 112 from Tucumcari.) (8 Sec., 1 DR., 2 Compts.) Car 403. (Occupancy until 8:00 AM.)

★ Los Angeles-Calexico. (8 Sec., 5 BR.) Car 400. (Occupancy until 7:30 AM.)

Lounge Car: ★ Los Angeles to El Paso. (For Coach Passengers.)**Lounge Car: ★ Tucumcari to Chicago. (For Coach passengers.)****Chair Cars: ★ Los Angeles to Chicago.**

★ Los Angeles to Memphis.

Pillow service available at nominal charge.

Diner: ★ Los Angeles to El Paso.**Diner: ★ Tucumcari to Chicago.****Diner: ★ Tucumcari to Little Rock.****News Agent Service.****Tickets Honored: All classes.****TRAIN 44 PASSENGER
Via S. P. and R. I.****Coach: ★ Los Angeles to Tucumcari.****Tickets Honored: All classes.****You'll enjoy western travel**


on the streamlined

Golden State

CHICAGO - LOS ANGELES

East or West, you'll enjoy a smooth, luxurious ride. Reclining Chair Cars and Pullman accommodations, dining room, lounge and coffee-shop lounge. New, streamlined equipment.

Only 44 hours enroute via the low-altitude Golden State Route through Kansas City, El Paso, Tucson, Phoenix and Palm Springs. Through Pullman and Chair Car to and from Minneapolis, St. Paul and Des Moines. Through Pullman to or from St. Louis. No change of cars enroute.



★—Regularly assigned cars are air-conditioned.

▲ All PM time in Dark faced figures.

↓—Open for occupancy at 9:00 PM.

P.T.—Pacific Standard time.

M.T.—Mountain Standard time.

C.T.—Central Standard time.

□—La Salle Street Station (La Salle and Van Buren Sts.)

←—Passengers enroute to or from Benson will be handled to and from Whetstone.

f—Flag stop to entrain or detrain passengers.

h—Stops on flag to entrain pay passengers for Phoenix or beyond; also detrain from Alhambra or beyond.

*—On call taxi service between Alhambra and Pasadena City Ticket office, 148 East Colorado Blvd. Consult Agent for details.

TIMES SHOWN BELOW ARE STANDARD TIME

SUNSET ROUTE

NEW ORLEANS, HOUSTON, SAN ANTONIO, EL PASO

GOLDEN STATE ROUTE

CHICAGO, ST. LOUIS, KANSAS CITY, EL PASO

WESTBOUND

Elev.	Table 5				Elev.	Table 6			
	Mis.	Sunset Limited No. 1 Daily	Argonaut No. 5 Daily	Acadian No. 3 Daily		Mis.	Sunset Limited No. 1 Daily	Argonaut No. 5 Daily	Acadian No. 3 Daily
12	Lv New Orleans, La. (C.T.)	0	12 30	10 30	8 30				
8	Union Station	0	12 38	10 39	8 39				
12	New Orleans (Carrollton Ave)	2	12 38	10 39	8 39				
10	East Bridge Junction	6	12 42	10 46	8 46				
10	Mississippi River Bridge	11	12 58	11 04	9 04				
10	West Bridge Junction	11	12 58	11 04	9 04				
8	Boutte	25	b	b	b				
9	Des Allemands	33	b	b	b				
8	Raceland Junction	41	b	b	9 46				
25	Lafourche	52	b	b	b				
17	Schriever	56	b	12 03	10 24				
11	Gibson	67	b	b	d				
13	Boeuf	74	b	b	d				
14	Morgan City	81	b	12 39	11 03				
15	Berwick	82	b	12 48	11 08				
9	Patterson	87	b	b	b				
12	Bayou Sale	96	b	b	b				
10	Franklin	102	b	1 14	11 39				
13	Baldwin	106	b	b	b				
19	Jeanerette	115	b	b	11 58				
21	New Iberia	126	b	2 02	12 23				
34	Cade	133	b	b	b				
38	Broussard	139	b	b	d				
39	Lafayette	145	3 30	2 35	12 51				
39	Lafayette	145	3 35	2 45	1 14				
35	Rayne	161	b	b	f 1 34				
23	Crowley	167	b	b	3 16				
18	Midland	175	b	b	b				
16	Mermentau	181	b	b	b				
29	Jennings	186	b	3 44	2 18				
29	Roanoke	191	b	b	b				
23	Welsh	196	b	b	f 2 29				
24	Iowa	207	b	b	2 43				
16	Lake Charles	219	5 02	4 34	3 25				
19	Sulphur	229	b	b	3 46				
16	Vinton, Louisiana	242	b	b	4 02				
10	Orange, Texas	257	5 49	5 30	4 44				
22	Beaumont (56)	279	6 18	6 05	5 22				
45	Nome	299	b	b	5 46				
60	Devers	309	b	b	5 56				
34	Liberty	321	b	b	6 16				
85	Dayton	327	b	b	6 27				
51	Crosby	342	b	b	6 43				
47	Ar Houston (Gal. Cen. Sta.)	363	7 50	7 45	7 20				
47	Lv Houston (58, 49)	363	8 05	8 20	b				
84	Missouri City	382	b	b	b				
82	Sugar Land	389	b	b	f 9 14				
90	Richmond	397	b	b	9 34				
107	Rosenberg	400	8 58	9 25	b				
117	Tavener	411	b	b	f 9 44				
126	East Bernard	416	b	b	f 9 54				
156	Lissie	426	b	b	10 08				
174	Eagle Lake	432	b	b	b				
189	Alleyton	445	b	b	b				
202	Columbus	448	b	b	10 31				
410	Weimar	463	b	b	10 56				
345	Schulenburg	471	b	b	11 06				
452	Flatonja	484	b	b	11 32				
367	Waelder	495	b	b	11 47				
456	Harwood (54)	508	b	b	12 21				
407	Luling	517	b	b	f 12 36				
605	Kingsbury	528	b	b	12 47				
550	Seguin	538	b	b	f 1 09				
643	Marion	549	b	b	f 1 18				
713	Schertz	557	b	b	1 25				
712	Randolph Field (Airport)	558	b	b	b				
712	Converse	561	b	b	b				
661	Ar San Antonio, Tex. (S.P.)	573	12 05	2 00	b				

Elev.	Table 6				Elev.	Table 6			
	Mis.	Sunset Limited No. 1 Daily	Argonaut No. 5 Daily	Acadian No. 3 Daily		Mis.	Sunset Limited No. 1 Daily	Argonaut No. 5 Daily	Acadian No. 3 Daily
661	Lv San Antonio (S.P. Sta.)	573	12 20	2 35	573	12 20	2 35		
631	Macdona	591	f	f	631	12 20	2 35		
721	Lacoste	598	f 3 35	f 3 35	721	12 20	2 35		
778	Noonan	605	f	f	778	12 20	2 35		
932	Dunlay	613	f	f	932	12 20	2 35		
890	Hondo	622	f 4 10	f 4 10	890	12 20	2 35		
881	D'Hanis	631	f 4 21	f 4 21	881	12 20	2 35		
1065	Seco	636	f	f	1065	12 20	2 35		
957	Sabinal	643	f 4 35	f 4 35	957	12 20	2 35		
985	Knippa	654	f 4 54	f 4 54	985	12 20	2 35		
931	Uvalde	665	f 5 20	f 5 20	931	12 20	2 35		
939	Hacienda	671	f 5 43	f 5 43	939	12 20	2 35		
997	Cline	683	f	f	997	12 20	2 35		
1102	Odlaw	689	f	f	1102	12 20	2 35		
975	Anacacho	698	f	f	975	12 20	2 35		
1009	Spofford (51)	706	f 6 13	f 6 13	1009	12 20	2 35		
964	Ar Del Rio (52)	743	f 7 00	f 7 00	964	12 20	2 35		
964	Lv Del Rio	743	f 7 20	f 7 20	964	12 20	2 35		
923	McKees	751	f	f	923	12 20	2 35		
955	Devil's River	757	f	f	955	12 20	2 35		
1130	Bullis	763	f	f	1130	12 20	2 35		
1545	Comstock	778	f 8 10	f 8 10	1545	12 20	2 35		
1382	High Bridge (Pecos River)	792	f 8 32	f 8 32	1382	12 20	2 35		
1413	Shumla	795	f 9 01	f 9 01	1413	12 20	2 35		
1397	Langtry	807	f 9 25	f 9 25	1397	12 20	2 35		
1815	Pumpville	820	f 10 07	f 10 07	1815	12 20	2 35		
2106	Dryden	849	f 10 50	f 10 50	2106	12 20	2 35		
2771	Ar Sanderson	871	f 11 00	f 11 00	2771	12 20	2 35		
2771	Lv Sanderson	871	f 11 25	f 11 25	2771	12 20	2 35		
3093	Emerson	879	f 11 53	f 11 53	3093	12 20	2 35		
3368	Longfellow	887	f 12 04	f 12 04	3368	12 20	2 35		
3663	Rosenfeld	896	f 12 34	f 12 34	3663	12 20	2 35		
3725	Tesnus	907	f 12 59	f 12 59	3725	12 20	2 35		
3881	Haymond	915	f 1 12	f 1 12	3881	12 20	2 35		
4043	Marathon	931	f 1 35	f 1 35	4043	12 20	2 35		
4484	Alpine	962	f 2 00	f 2 00	4484	12 20	2 35		
5074	Paisano (Summit)	975	f 2 25	f 2 25	5074	12 20	2 35		
4694	Marfa	988	f 2 50	f 2 50	4694	12 20	2 35		
4432	Ar Valentine	1023	f 3 25	f 3 25	4432	12 20	2 35		
4432	Lv Valentine	1023	f 3 45	f 3 45	4432	12 20	2 35		
3942	Lobo	1051	f 3 45	f 3 45	3942	12 20	2 35		
4281	Hot Wells	1069	f 4 13	f 4 13	4281	12 20	2 35		
4519	Sierra Blanca	1092	f 4 46	f 4 46	4519	12 20	2 35		
4117	Small	1108	f 4 53	f 4 53	4117	12 20	2 35		
3949	Finlay	1114	f 5 13	f 5 13	3949	12 20	2 35		
3568	McNary	1126	f 5 50	f 5 50	3568	12 20	2 35		
3592	Fort Hancock	1131	f 6 16	f 6 16	3592	12 20	2 35		
3583	Tornillo	1149	f 6 30	f 6 30	3583	12 20	2 35		
3615	Farbans	1155	f 6 46	f 6 46	3615	12 20	2 35		
3632	Clint	1162	f 6 50	f 6 50	3632	12 20	2 35		
3664	Ysleta (C.T.)	1172	f 7 00	f 7 00	3664	12 20	2 35		
3720	Set watch back one hour				3720	12 20	2 35		
	Ar El Paso, Tex. (MT) (Union Station)	1184	11 20	6 10		11 20	6 10		

WESTBOUND

Elev.	Table 7				Elev.	Table 7			
	Mis.	Golden State No. 3 Daily	Imperial No. 39 Daily	Passenger No. 43 Daily		Mis.	Golden State No. 3 Daily	Imperial No. 39 Daily	Passenger No. 43 Daily
606	Lv Chicago, Ill. (C.T.)	0	1 20	9 20	606	0	1 20	9 20	
609	Englewood, Ill.	6	1 30	9 34	609	6	1 30	9 34	
570	Rock Island, Ill.	181	4 30	12 55	570	181	4 30	12 55	
779	Ar Kansas City, Mo.	510	10 30	8 30	779	510	10 30	8 30	
844	Lv Minneapolis, Minn.	0	12 01	6 30	844	0	12 01	6 30	
722	St. Paul, Minn.	11	12 25	7 10	722	11	12 25	7 10	
796	Des Moines, Ia.	270	5 03	2 05	796	270	5 03	2 05	
779	Ar Kansas City, Mo.	493	9 15	7 15	779	493	9 15	7 15	
457	Lv St. Louis, Mo.	0	4 00	11 50	457	0	4 00	11 50	
779	Ar Kansas City, Mo.	279	9 00	7 20	779	279	9 00	7 20	
457	Lv St. Louis, Mo.	0	4 00	11 40	457	0	4 00	11 40	
779	Ar Kansas City, Mo.	278	9 00	7 25	779	278	9 00	7 25	
779	Lv Kansas City, Mo.	510	11 00	9 00	779	510	11 00	9 00	
905	Topeka, Kan.	579	12 10	10 15	905	579	12 10	10 15	
1340	Herington, Kan.	661	2 00	12 25	1340	661	2 00	12 25	
1506	McPherson, Kan.	707	3 20	1 24	1506	707	3 20	1 24	
1541	Hutchinson, Kan.	735	3 20	2 06	1541	735	3 20	2 06	
2847	Liberal, Kan.	919	6 40	6 10	2847	919	6 40	6 10	
3130	Guyton, Okla.	958		7	3130	958		7	
3984	Ar Dalhart, Tex. (C.T.)	1030	8 29	8 25	3984	1030	8 29	8 25	
5183	Lv Denver, Colo. (M.T.)	0	7 10	7 10	5183	0	7 10	7 10	
5394	Colorado Springs, Colo.	74	9 10	9 10	5394	74	9 10	9 10	
4656	Pueblo, Colo.	118	10 20	10 20	4656	118	10 20	10 20	
3984	Ar Dalhart, Tex.	384	7 05	7 05	3984	384	7 05	7 05	
3984	Lv Dalhart, Tex.	0	8 33	8 35	3984	0	8 33	8 35	
4075	Ar Tucumcari, N. M. (C.T.)	1124	10 16	10 30	4075	1124	10 16	10 30	
262	Lv Memphis, Tenn.	0		9 30	262	0		9 30	
267	Little Rock, Ark.	133		1 05	267	133		1 05	
1194	Oklahoma City, Okla.	487		11 10	1194	487		11 10	
1361	El Reno, Okla.	513		12 10	1361	513		12 10	
3685	Amarillo, Tex.	761		6 55	3685	761		6 55	
4075	Ar Tucumcari, N.M.(C.T.)	874		10 00	4075	874		10 00	
4075	Lv Tucumcari, N.M.(MT)(27)	S.P.	1124	9 30	10 30	4075	1124	9 30	10 30
4319	Montoya	1145		11 12	4319	1145		11 12	
4553	Newkirk	1157		11 26	4553	1157		11 26	
4834	Cuervo	1166		11 37	4834	1166		11 37	
4600	Santa Rosa	1183		11 50	4600	1183		11 50	
5285	Pastura	1204		12 45	5285	1204		12 45	
5942	Vaughn	1226		1 25	5942	1226		1 25	
6268	Duran	1241		1 55	6268	1241		1 55	
6666	Corona	1261		2 25	6666	1261		2 25	
6115	Ancho	1288		3 00	6115	1288		3 00	
5439	Ar Carrizozo (To Ft. Stanton)	1312	12 50	2 55	5439	1312	12 50	2 55	
5439	Lv Carrizozo	1312	12 58	3 05	5439	1312	12 58	3 05	
4562	Three Rivers	1339		4 19	4562	1339		4 19	
4441	Tularosa	1356		4 42	4441	1356		4 42	
4323	Alamogordo	1369	1 47	5 15	4323	1369	1 47	5 15	
4170	Orogrande	1406	1 46	6 00	4170	1406	1 46		

TIMES SHOWN BELOW ARE STANDARD TIME

SUNSET ROUTE · GOLDEN STATE ROUTE

EL PASO - DEMING - DOUGLAS - TUCSON - PHOENIX - LOS ANGELES - SAN FRANCISCO

WESTBOUND

Table 8		Mis.	Imperial No. 39 Daily	Passenger No. 43 Daily	Golden State No. 3 Daily	Argonaut No. 5 Daily	Sunset Limited No. 1 Daily
Elev							
3720	Lv El Paso, Tex. (M.T.)	1184	6 45	8 10	3 30	6 50	11 45
4211	" Afton, N. M.	1221		f 8 58			
4227	" Cambray	1246		f 9 26			
4334	" Deming (20)	1272		10 10			
4489	" Gage	1292		f10 40			
4503	" Separ	1312		f11 08			
4244	Ar Lordsburg	1332		11 35			
4244	Lv Lordsburg (21, 22)	13 2		f12 13			
4347	" Steins, N. M.	1351		12 34			
3611	" San Simon, Ariz.	1366		1 05			
3761	Ar Bowie (23)	1382		3 16			
3761	Lv Bowie	1382		1 05			
3510	Ar Globe	1505		8 00			
3510	Lv Globe	0		12 15			
3761	Ar Bowie	123		1 05			
3761	Lv Bowie	1382		1 05			
4167	" Willow	1406		f 1 40			
4225	" Cochise	1416		f 2 57			
4613	" Dragon	1426		f 3 00			
3580	" Benson (24)	1447					
4064	" Mescal	1456					
3238	" Vail	1474					
2386	Ar Tucson, Ariz. (20)	1494		4 15			
4103	Lv Mastodon, N. M.	15					
4057	" Columbus	73				8 26	
4511	" Hachita	117				9 51	
4396	" Animas	147				10 11	
4119	" Rodeo, N. M.	165				11 15	3 14
3970	Ar Douglas, Ariz. (30)	217	11 15		7 00	11 15	3 25
3970	Lv Douglas	217	11 35		7 05	11 30	3 53
4676	Ar Bisbee Jct. (28)	239	f12 12		f 7 28	12 05	3 58
4676	Lv Bisbee Jct. (Bus)	239	12 17		7 35	12 10	4 18
5294	Ar Bisbee	247	12 37		7 53	12 30	3 28
5294	Lv Bisbee (Bus)	0	11 47		6 58	11 40	3 48
4676	Ar Bisbee Jct.	8	f12 07		7 18	12 01	3 53
4676	Lv Bisbee Jct.	239	f12 12		f 7 28	12 05	3 53
4580	" Naco	243				12 14	
4183	" Hereford	255	a12 30			12 36	
4030	" Lewis Springs	265				f12 48	
3853	" Fairbank (24, 25)	276	k12 55			1 05	
4071	" Whetstone	296	p 1 25				
2386	Ar Tucson, Ariz. (20)	340	2 25			2 30	5 40
2386	Lv Tucson, Ariz.	1494	2 55	4 45	9 30	2 55	5 50
2357	" Rillito	1511					
1616	Ar Picacho	1540				f 3 48	
1616	Lv Picacho	0					
1425	" Coolidge	19	k 4 01	6 00	k10 31		b 6 56
1214	" Chandler	51	k 4 38	6 44	f11 09		k 7 31
1223	" Mesa	59	c 4 53	7 04	f11 19		t 7 53
1161	" Tempe	66	k 5 04	7 15			
1084	Ar Phoenix	75	5 25	7 40	11 45		8 10
1084	Lv Phoenix	75	5 50	8 15	11 55		8 30
971	" Litchfield	91		8 45			
888	" Buckeye	105	k 6 28	9 08			
876	" Hassayampa	113					
535	" Hyder	158		f10 22			
255	Ar Wellton	211		f11 28			
1616	Lv Picacho	1540				f 3 48	
1562	" Eloy	1545				3 56	
1508	" Toltec	1550				a 4 02	
1395	" Casa Grande	1559				4 25	
1173	" Maricopa	1580				4 50	
736	" Gila (31)	1622				6 00	
687	" Sentinel	1652				6 35	
494	" Aztec	1666				f 7 01	
540	" Mohawk	1686				f 7 31	
255	" Wellton	1708		f11 28		f 8 04	
142	Ar Yuma, Ariz. (M.T.)	1745	9 10	12 25	3 00	9 00	11 30
	Set watch back one hour						
	TRAIN NUMBERS		39	43	3	5	1

TRAVELERS AID is a social service, supported by voluntary contributions, specializing in assistance to people away from home. Information, direction and help with any type of personal problem are available to all passengers. Look for the blue and white lamp in major terminals.

P.T.—Pacific Standard Time.

M.T.—Mountain Standard Time.

—Below Sea Level.

△—Air Mail dispatched.

▲—P.G.L. Bus.

●—P.G.L. Station.

*—Arrives Sacramento 7:30 AM.

—Stops on flag to entrain pay passengers for Yuma and beyond; also detrain from Tucson and beyond.

—Stops on flag to detrain pay passengers from east of El Paso; also entrain for Colton or beyond.

—Stops on flag to detrain pay passengers from El Paso or beyond also to entrain for Calexico or beyond.

—Stops on flag to detrain pay passengers from Wellton or beyond.

f—Flag stop to entrain or detrain passengers.

—Stops on flag for Gila line passengers and Colton or beyond.

h—Stops on flag to detrain pay passengers from Phoenix and beyond.

j—Stops on flag to detrain pay passengers from Kansas City or beyond; also entrain for Palm Springs or beyond.

k—Stops on flag to detrain pay passengers from El Paso or beyond.

m—Stops on flag to detrain pay passengers from Phoenix or beyond; also entrain for Alhambra or beyond.

n—Stops on flag to detrain pay passengers from Tucumcari or beyond.

p—Stops to entrain or detrain passengers enroute to or from Benson.

r—Stops on flag to entrain pay passengers for Alhambra or beyond; also detrain from Wellton or beyond.

s—Stops on flag to entrain pay passengers for Colton or beyond.

t—Stops to entrain pay passengers for Palm Springs or beyond also detrain from El Paso or beyond.

w—Stops on flag to entrain pay passengers for Alhambra or beyond; also detrain from El Paso or beyond.

WESTBOUND

Table 9		Mis.	Imperial No. 39 Daily	Passenger No. 43 Daily	Golden State No. 3 Daily	Argonaut No. 5 Daily	Sunset Limited No. 1 Daily	No. 347 Daily
Elev								
142	Lv Yuma, Ariz. (P.T.)	1745		12 05	2 10	8 25	10 45	
=130	Ar Niland	1811		1 40	3 15	9 37	11 50	
142	Lv Yuma, Ariz. (P.T.) S.P.	0	8 40					
=	" Mexicali (19) Int. Cal.	60	10 30					
=	Ar Calexico	61	10 35					8 00
=	" Calexico Sou. Pac.	61	10 38					8 08
=	" Heber	66						8 25
=	Ar El Centro	70	11 11					8 25
=	Lv El Centro	70	11 11					8 25
=	" Imperial	74						8 33
=	" Brawley	84	11 29					8 53
=	" Rockwood	89						
=	" Calipatria	94						9 13
=	Ar Niland	102	11 55					9 30
=	Lv Niland	1811	11 55	2 05	3 15	9 37	11 50	
=	" Salton	1840						
=	" Mecca	1854		f 3 11		e10 18		
=	" Thermal	1860		e 3 17		e10 24		
=	" Coachella	1864				e10 27		
=	" Indio	1867	1 27	3 40	n 4 07	10 44	12 45	
=	" Palm Springs (32)	1895	2 18	4 35	m 4 41	f11 30	f 1 19	
=	" Cabazon	1904						
=	" Banning (26)	1910		f 5 02		f11 55		
=	" Beaumont	1916	w 3 03	f 5 22		f12 10	m 1 55	
=	" Redlands	1932						
=	" Loma Linda	1935						
=	Ar Colton	1939	3 48	6 05	5 51	12 50	2 28	
=	Lv Bloomington	1943						
=	" Guasti	1954						
=	" Ontario (To Upland)	1958		f 6 40		f 1 23	h 3 10	
=	" Pomona	1964	k 4 45	f 7 00	h 6 30	1 43	h 3 10	
=	" Puente	1977						
=	" Bassett	1981						
=	" El Monte	1983		e 7 30		e 2 08		
=	" San Gabriel	1987						
=	Ar Alhambra (Pasadena) (▲)	1990	5 30	7 50	7 10	2 25	3 50	
=	Ar Los Angeles. (Un. Sta.) (▲)	1996	6 00	8 20	7 35	2 50	4 15	

▲—On Call Taxi Service between Alhambra and Pasadena City Ticket Office, 148 East Colorado Blvd. Consult Agent for details.

Los Angeles to San Francisco (Via Coast Line).

Table 10		Mis.	Coast Daylight No. 39 Daily	Starlight No. 95 Daily	Lark No. 75 Daily			
Elev								
230	Lv Los Angeles (Un. Sta.)	1996	7 15	6 45	8 00			
425	Lv Glendale	2002	7 33	7 04	8 25			
7	Ar Santa Barbara	2099	9 30	9 10	10 27			
239	Ar San Luis Obispo	2218	11 50	11 35	1 10			
43	Ar Salinas	2352	2 38	2 56	4 40			
43	Lv Salinas	0	▲ 2 45	▲ 4 50	▲ 4 50			
7	Ar Del Monte	19		f	f			z Oakland Lark leave
3	Ar Monterey	21	▲ 3 33	▲ 5 33	▲ 5 33			San Jose
45	Ar Pacific Grove	24	▲ 3 50	▲ 5 50	▲ 5 50			6:47 AM; arrive
43	Lv Salinas	0	▲ 2 45	▲ 6 18	▲ 6 18			rive Oak-
22	Ar Watsonville	22	▲ 3 27	▲ 6 57	▲ 6 57			land (First
8	Ar Santa Cruz	41	▲ 4 09	▲ 7 55	▲ 7 55			St.) 8:05AM
21	Lv Watsonville Junction	2370		3 30	5 15			Oakland
97	Ar San Jose	2419	3 58	4 30	z 6 20			Pier 8:20AM
59	Ar Palo Alto	2436		5 01	7 05			San Fran-
25	Ar Burlingame	2450		5 14	7 25			cisco (Ferry)
10	Ar San Francisco (3rd St.)	2466	5 00	5 45	8 00			8:50AM.

Los Angeles to San Francisco (Via San Joaquin Valley Line)

Table 11		Mis.	S. I. Daylight No. 51 Daily	Owl No. 57 Daily	West Coast No. 59 Daily	Bus and Taxi service available between Southern Pacific Third Street Station and Ferry Station, San Francisco. Approximate distance 1 1/4 miles.
Elev						
230	Lv Los Angeles (Un. Sta.)	1996	6 20	4 40	6 30	
425	Lv Glendale	2002	6 38	4 58	6 50	
414	Lv Bakersfield	2166	11 13	10 30	12 10	
290	Ar Fresno	2273	1 07	12 55	2 42	
6	Ar San Francisco (Mkt. St.)	2478	6 20	7 15	#	

TIMES SHOWN BELOW ARE STANDARD TIME

SUNSET ROUTE • GOLDEN STATE ROUTE

SAN FRANCISCO - LOS ANGELES - PHOENIX - TUCSON - DOUGLAS - DEMING - EL PASO

EASTBOUND

Elev	Table 12	Mis.	Coast Daylight No. 98	Star-light No. 94	Lark No. 76
10	Lv San Francisco (3rd St.).....△	0	* 7 15	* 6 45	* 8 00
25	Lv Burlingame.....	16	7 10	8 23
59	Lv Palo Alto.....	30	7 27	8 42
97	Lv San Jose.....	47	8 12	7 56	9 15
21	Ar Watsonville Junction.....	97	8 56	10 20
8	Lv Santa Cruz.....	0	▲ 7 50	▲ 8 00	▲ 8 00
22	Lv Watsonville.....	19	▲ 8 32	▲ 8 48	▲ 8 48
43	Ar Salinas.....	41	▲ 9 17	▲ 9 11	▲ 9 11
45	Lv Pacific Grove.....	0	▲ 8 10	▲ 8 10	▲ 9 25
3	Lv Monterey.....	3	▲ 8 30	▲ 8 30	▲ 9 43
7	Lv Del Monte.....	5	f	f	f
43	Ar Salinas.....	24	▲ 9 16	▲ 9 15	▲ 10 25
48	Lv Salinas.....	114	9 35	9 32	10 58
239	Lv San Luis Obispo.....	248	12 20	12 37	2 25
7	Lv Santa Barbara.....	367	2 42	3 07	5 10
425	Ar Glendale.....	464	4 42	4 27	7 42
293	Ar Los Angeles (Un. Sta.).....	470	5 00	5 45	8 00

Elev	Table 13	Mis.	No. 52	No. 51	No. 60
6	Lv San Francisco (Mkt. St.).....△	0	* 6 20	* 8 00	
290	Lv Fresno.....	265	11 32	2 35	12 05
414	Lv Bakersfield.....	313	1 41	5 00	2 20
425	Lv Mendota.....	477	6 10	10 25	7 27
290	Ar Los Angeles (Un. Sta.).....	482	6 30	10 45	7 50

Elev	(A) Table 14	Mis.	Golden State No. 4	Sunset Limited No. 2	Passenger No. 44	Argonaut No. 6	Imperial No. 40
290	Lv Los Angeles (Un. Sta.).....	470	1 30	8 00	8 05	8 30	10 10
459	" Alhambra (Pasadena) (*).....	476	1 50	8 20	8 25	8 50	10 30
409	" San Gabriel.....	479
285	" El Monte.....	483	a 8 35	b 9 00
287	" Bassett.....	485
320	" Puente.....	489
855	" Pomona.....	502	k 2 23	k 8 54	f 9 03	g 9 28	h 11 07
980	" Ontario (To Upland).....	508	a 9 13	f 9 38
952	" Guasti.....	512
1082	" Bloomington.....	523
964	" Colton.....	527	2 52	9 24	9 43	10 10	11 46
1071	" Loma Linda.....	531
1307	" Redlands.....	534
2559	" Beaumont.....	550
2318	" Banning (26).....	556
1125	" Palm Springs (32).....	571	3 56	10 30	11 08	11 36	1 11
= 20	" Indio.....	599	4 23	11 02	12 04	12 33	1 58
= 72	" Coachella.....	603
= 127	" Thermal.....	606
= 197	" Mecca.....	612
= 202	" Salton.....	626
= 130	Ar Niland, Cal.....	656	5 18	11 55	1 15	1 45	3 00
= 130	Lv Niland, Cal.....	656	5 18	11 58	1 15	1 45	3 05
142	Ar Yuma, Ariz. (P.T.).....	721	6 25	1 15	2 55	3 25
= 130	Lv Niland.....	0
= 183	" Calipatria.....	8
= 160	" Rockwood.....	14
= 117	" Brawley.....	19
= 68	" Imperial.....	28
= 49	Ar El Centro.....	32
= 49	Lv El Centro.....	S.P.
= 16	" Heber.....	37
= 2	Ar Calexico.....	41
= 2	Lv Calexico.....	41
= 2	Lv Calexico.....	Int. Cal.
= 42	" Mexicali (19).....	42
142	Ar Yuma, Ariz. (P.T.).....	102

(B) LOS ANGELES, EL CENTRO, CALEXICO			
★ Coach (change at Niland); and ★ Standard Sleeper			
No. 40	Daily Service	Nos. 347-39	
x 10 10	Lv Los Angeles (Un. Sta.).....	Ar	6 00
10 30	Lv Alhambra.....	Ar	5 30
11 46	Lv Colton.....	Ar	3 48
1 58	Lv Indio.....	Ar	1 15
3 05	Lv Niland.....	Lv	11 55
3 35	Ar Brawley.....	Lv	8 53
4 00	Ar El Centro.....	Lv	8 25
4 15	Ar Calexico.....	Lv	8 00

*Daily.

P.T.—Pac. Std. Time. M.T.—Mt. Std. Time.

△—Alr. Mail dispatched from.

▲—P.G.L. Bus.

●—P.G.L. Station.

—Below Sea Level.

†—Train No. 348.

#—Leaves Sacramento 7:45PM.

a—Stops on flag to entrain pay passengers for points East of Wellton.

b—Stops on flag to entrain pay passengers for Yuma or beyond.

c—Stops on flag to entrain pay passengers for El Paso or beyond; also to detrain from Colton or beyond.

d—Stops on flag to entrain pay passengers for Wellton or beyond.

e—Flag stop to entrain or detrain passengers.

f—Stops on flag to detrain pay passengers from Colton or beyond; also entrain for Tucumcari and East.

g—Stops on flag to entrain pay passengers for El Paso or beyond.

h—Stops on flag to entrain pay passengers for Phoenix or beyond.

i—Stops on flag to detrain pay passengers from Yuma or beyond; also entrain for Tucson and beyond.

j—Stops on flag to entrain pay passengers from Colton or beyond.

k—Stops on flag to entrain pay passengers to or from Benson.

l—Stops on flag to detrain passengers from Alhambra or beyond; also entrain for east of Wellton.

m—Stops on flag to entrain pay passengers for El Paso or beyond; also detrain from Alhambra or beyond.

n—Stops on flag to entrain pay passengers for El Paso or beyond; also detrain from Alhambra or beyond.

o—Stops on flag to entrain pay passengers for El Paso or beyond; also detrain from Alhambra or beyond.

p—Stops on flag to entrain pay passengers for El Paso or beyond; also detrain from Alhambra or beyond.

q—Stops on flag to entrain pay passengers for El Paso or beyond; also detrain from Alhambra or beyond.

r—Stops on flag to entrain pay passengers for El Paso or beyond; also detrain from Alhambra or beyond.

s—Stops on flag to entrain pay passengers for El Paso or beyond; also detrain from Alhambra or beyond.

t—Stops on flag to entrain pay passengers for El Paso or beyond; also detrain from Alhambra or beyond.

u—Stops on flag to entrain pay passengers for El Paso or beyond; also detrain from Alhambra or beyond.

v—Stops on flag to entrain pay passengers for El Paso or beyond; also detrain from Alhambra or beyond.

w—Stops on flag to entrain pay passengers for El Paso or beyond; also detrain from Alhambra or beyond.

x—Open for occupancy at 9:00PM.

EASTBOUND

Elev	Table 15	Mis.	Golden State No. 4 Daily	Sunset Limited No. 2 Daily	Passenger No. 44 Daily	Argonaut No. 6 Daily	Imperial No. 40 Daily
	Set watch ahead one hour						
142	Lv Yuma, Ariz. (M.T.).....	721	7 35	2 35	4 15	4 45	7 55
255	Lv Wellton.....	758	f 5 04	f 5 35
540	" Mohawk.....	781
494	" Aztec.....	800
687	" Sentinel.....	814
736	" Gila (31).....	844
1173	" Maricopa.....	886
1395	" Casa Grande.....	907
1508	" Toltec.....	916
1562	" Eloy.....	921
1616	Ar Picacho.....	926
255	Lv Wellton.....	758	f 5 04	f 5 35
535	" Hyder.....	810	f 5 56	f 6 27
876	" Hassayampa.....	856
888	" Buckeye.....	864
971	" Litchfield.....	878
1084	Ar Phoenix.....	894
1084	Lv Phoenix.....	894	10 18	5 30	8 11	11 05
1161	" Tempe.....	932	10 35	5 45	8 33	11 25
1229	" Mesa.....	910
1214	" Chandler.....	917
1425	" Coolidge.....	950
1616	" Picacho.....	969
1616	Ar Picacho.....	0
2057	" Rillito.....	29
2386	Ar Tucson, Ariz. (29).....	46	12 40	8 00	11 25	11 00	2 00
2386	Lv Tucson, Ariz. (29).....	46	12 40	8 00	11 25	11 00	2 00
2386	" Vail.....	972	12 50	8 10	11 50	11 05	2 30
3547	" Pantano.....	1001
4064	" Mesal.....	1012
4071	" Whetstone.....	1018
3853	" Fairbank (24, 25).....	1038
4183	" Hereford.....	1058
4580	" Naco.....	1071
4676	Ar Bisbee Jct. (28).....	1074	f 2 58	f 10 16	2 25	4 54
4676	Lv Bisbee Jct. (Bus).....	1074	3 03	10 21	2 30	4 59
5294	Ar Bisbee.....	1082	3 23	10 41	2 50	5 19
5294	Lv Bisbee Jct. (Bus).....	0	2 28	9 51	2 00	4 24
4676	Ar Bisbee Jct.....	8	2 48	10 11	2 20	4 49
4676	Lv Bisbee Jct.....	1074	f 2 58	f 10 16	2 25	4 54
3970	Ar Douglas (30).....	1096	3 25	10 45	2 55	5 25
3970	Lv Douglas, Ariz.....	1096	3 30	10 50	3 10	5 38
4119	" Rodeo, N. M.....	1148
4396	" Animas.....	1165
4511	" Hachita.....	1196
4057	" Columbus.....	1240
3833	" Anapra, N. M.....	1307
3580	Lv Benson (24).....	1021
4613	" Dragon.....	1042
4225	" Cochise.....	1051
4167	" Willcox.....	1062
3761	Ar Bowie (23).....	1086
3761	Lv Bowie.....	1086
3510	Ar Globe.....	1209
3510	Lv Globe.....	0
3761	Ar Bowie.....	123
3761	Lv Bowie.....	1086
3611	" San Simon, Ariz.....	1102
4347	" Steins, N. M.....	1116
4244	Ar Lordsburg (21, 22).....	1136
4244	Lv Lordsburg.....	1136
4503	" Separ.....	1156
4489	" Gage.....	1176
4334	" Deming (20).....	1195
4227	" Cambray.....	1221
4211	" Afton, N. M.....	1247
3720	Ar El Paso, Tex. (M.T.).....	1283					

TIMES SHOWN BELOW ARE STANDARD TIME

SUNSET ROUTE

GOLDEN STATE ROUTE

EL PASO, SAN ANTONIO, HOUSTON, NEW ORLEANS

EL PASO, KANSAS CITY, ST. LOUIS, CHICAGO

EASTBOUND

Elev.	Table 16			Elev.	Table 17				
	Mls.	Sunset Limited No. 2 Daily	Argonaut No. 6 Daily		Mls.	Sunset Limited No. 2 Daily	Argonaut No. 6 Daily		
3720	El Paso, Tex. (MT.)	1283	3 05	8 05	661	San Antonio, Tex. (S.P.)	1894	4 10	2 50
3664	Ysleta (C.T.)	1296	f 9 31		712	Converse	1907		b 22
3632	Clint	1305	f 9 44		713	Randolph Field	1909		f 3 24
3615	Fabens	1312	f 9 54		643	Schertz	1911		f 3 34
3583	Tornillo	1318	f 10 01		550	Marion	1919		f 3 56
3592	Port Hancock	1336	f 10 40		605	Seguin	1930		f 4 11
3563	McNary	1341	f 11 00		407	Kingsbury	1939		f 4 33
3949	Finlay	1354	f 11 20		456	Luling	1950		b 5 09
4117	Small	1359	f 11 28		357	Harwood (54)	1960		b 5 22
4519	Sierra Blanca	1376	f 12 06		452	Waelder	1972		b 5 53
4281	Hot Wells	1399	f 12 30		363	Flatonia	1984		b 6 03
3942	Lobo	1417	f 12 54		345	Engle	1990		b 6 33
4432	Ar Valentine	1445	1 40		410	Schulenburg	1997		b 6 59
4432	Ar Valentine	1445	1 55		202	Weimar	2035		b 7 10
4694	Marfa	1480	7 37	2 48	189	Columbus	2019		f 7 00
5074	Paisano (Summit)	1493	f 3 09	174	174	Alleyton	2022		f 7 10
4484	Alpine	1505	8 14	3 31	156	Eagle Lake	2035		f 7 23
4043	Marathon	1537	4 15	126	126	Lissie	2032		f 7 23
3881	Haymond	1552	f 4 38	117	117	East Bernard	2052		f 7 23
3725	Tesnus	1561	a 4 50	107	107	Tavener	2057		x 7 20
3663	Rosenfeld	1572	a 5 09	30	30	Rosenberg	2069		f 7 46
3368	Longfellow	1580	f 5 19	82	82	Richmond	2071		f 7 50
3093	Emerson	1588	a 5 29	84	84	Sugar Land	2080		f 8 00
2771	Ar Sanderson	1597	9 55	5 45	47	Missouri City	2095		f 8 00
2106	Dryden	1618	10 05	6 00	51	Ar Houston (64. Des. Sta.)	2105	8 15	8 45
1815	Pumpville	1647	f 7 11	85	85	Ar Houston (38. 49)	2105	8 30	10 00
1397	Langtry	1661	f 7 29	60	60	Crosby	2126		bb
1413	Shumla	1673	a 7 54	45	45	Dayton	2140		bb
1382	High Bridge (Peecos River)	1677	11 38	8 00	22	Liberty	2146		bb
1545	Comstock	1690	a 8 38	10	10	Devers	2159		bb
1130	Bullis	1705	a 8 59	16	16	Nome	2169		bb
955	Devil's River	1710	f 9 08	19	19	Beaumont (56)	2189	10 06	11 50
923	McKees	1716	a 9 16	24	24	Orange, Texas	2210	10 31	12 16
964	Ar Del Rio (52)	1725	12 46	9 30	23	Vinton, Louisiana	2225		bb
1009	Ar Del Rio	1725	12 50	10 24	29	Lalpheur	2238		bb
975	Spofford (51)	1732	a 10 44	29	29	2248	11 20	1 08	12 01
1102	Anaecho	1770	a 10 53	16	16	Iowa	2260		bb
997	Clint	1779	f 11 01	18	18	Welsh	2272		bb
939	Hacienda	1796	a 11 16	23	23	Roanoke	2276		bb
931	Uvalde	1803	x 2 08	35	35	Jennings	2282		1 48
985	Knippa	1813	f 11 45	39	39	Mermentau	2287		bb
957	Sabinal	1824	f 12 01	39	39	Midland	2292		bb
1065	Seco	1832	a 12 11	38	38	Crowley	2300		2 12
881	D'Hanis	1837	f 12 17	34	34	Rayne	2307		f 1 34
890	Hondo	1845	a 12 33	21	21	Ar Lafayette	2322	12 49	2 45
992	Dunlay	1855	a 12 46	19	19	Lafayette	2322	12 54	2 55
778	Noonan	1863	a 1 05	13	13	Broussard	2329		bb
721	Lacoste	1870	f 1 23	10	10	Cade	2334		bb
631	Macдона	1877	a 1 34	12	12	New Iberia	2341		3 39
661	Ar San Antonio, Tex. (S. P. station)	1894	3 50	2 10	9	Jeannerette	2353		bb
					15	Baldwin	2362		bb
					14	Franklin	2366		f 3 14
					13	Bayou Sale	2371		bb
					12	Patterson	2380		bb
					11	Berwick	2386		bb
					10	Morgan City	2387		bb
					9	Boeuf	2394		bb
					8	Gibson	2401		f 4 26
					7	Schriever	2412		5 17
					6	Lafourche	2415		bb
					5	Raceland Junction	2427		bb
					4	Des Allemands	2435		bb
					3	Boutte	2443		bb
					2	West Bridge Junction	2456	3 25	6 22
					1	Mississippi River Bridge	2462	3 42	6 40
					0	East Bridge Junction	2466	3 50	6 48
					0	New Orleans (Carrilton Ave.)	2468	4 00	7 00
					0	Ar New Orleans, La. (C.T.) (Union Station)	2468	4 00	7 00

EASTBOUND

Elev.	Table 18			Elev.	Table 18				
	Mls.	Imperial No. 4 Daily	Golden State No. 4 Daily		Mls.	Imperial No. 4 Daily	Golden State No. 4 Daily		
3720	El Paso, Tex. (MT)	1283	3 05	8 05	661	San Antonio, Tex. (S.P.)	1894	4 10	2 50
3889	Fort Bliss, Tex.	1296	f 9 31		712	Converse	1907		b 22
3990	Newman, N. M.	1305	f 9 44		713	Randolph Field	1909		f 3 24
4170	Orogrande	1312	f 9 54		643	Schertz	1911		f 3 34
4323	Alamogordo	1318	f 10 01		550	Marion	1919		f 3 56
4441	Tularosa	1336	f 10 40		605	Seguin	1930		f 4 11
4562	Three Rivers	1341	f 11 00		407	Kingsbury	1939		f 4 33
5439	Ar Carrizozo (To Ft. Stanton)	1354	f 11 20		456	Luling	1950		b 5 09
5435	Ar Carrizozo	1359	f 11 28		357	Harwood (54)	1960		b 5 22
6115	Ancho	1376	f 12 06		452	Waelder	1972		b 5 53
6666	Corona	1399	f 12 30		363	Flatonia	1984		b 6 03
5942	Duran	1417	f 12 54		410	Engle	1990		b 6 33
5285	Vaughn	1445	1 40		202	Schulenburg	1997		b 6 59
4600	Pastura	1445	1 55		189	Weimar	2035		b 7 10
4834	Santa Rosa	1480	7 37	2 48	174	Columbus	2019		f 7 00
4553	Cuervo	1493	f 3 09	174	174	Alleyton	2022		f 7 10
4319	Newkirk	1505	8 14	3 31	156	Eagle Lake	2035		f 7 23
4075	Ar Tucumcari, N.M. (MT) (27)	1537	4 15	126	126	Lissie	2032		f 7 23
					117	East Bernard	2052		f 7 23
					107	Tavener	2057		x 7 20
					30	Rosenberg	2069		f 7 46
					82	Richmond	2071		f 7 50
					84	Sugar Land	2080		f 8 00
					47	Missouri City	2095		f 8 00
					51	Ar Houston (64. Des. Sta.)	2105	8 15	8 45
					85	Ar Houston (38. 49)	2105	8 30	10 00
					60	Crosby	2126		bb
					60	Dayton	2140		bb
					45	Liberty	2146		bb
					45	Devers	2159		bb
					22	Nome	2169		bb
					10	Beaumont (56)	2189	10 06	11 50
					16	Orange, Texas	2210	10 31	12 16
					19	Vinton, Louisiana	2225		bb
					16	Lalpheur	2238		bb
					24	2248	11 20	1 08	12 01
					23	Iowa	2260		bb
					29	Welsh	2272		bb
					29	Roanoke	2276		bb
					16	Jennings	2282		1 48
					18	Mermentau	2287		bb
					23	Midland	2292		bb
					35	Crowley	2300		2 12
					39	Rayne	2307		f 1 34
					39	Ar Lafayette	2322	12 49	2 45
					39	Lafayette	2322	12 54	2 55
					38	Broussard	2329		bb
					34	Cade	2334		bb
					21	New Iberia	2341		3 39
					19	Jeannerette	2353		bb
					13	Baldwin	2362		bb
					10	Franklin	2366		f 3 14
					12	Bayou Sale	2371		bb
					9	Patterson	2380		bb
					15	Berwick	2386		bb
					14	Morgan City	2387		bb
					13	Boeuf	2394		bb
					11	Gibson	2401		f 4 26
					17	Schriever	2412		5 17
					25	Lafourche	2415		bb
					9	Raceland Junction	2427		bb
					8	Des Allemands	2435		bb
					8	Boutte	2443		bb
					10	West Bridge Junction	2456	3 25	6 22
					10	Mississippi River Bridge	2462	3 42	6 40
					12	East Bridge Junction	2466	3 50	6 48
					12	New Orleans (Carrilton Ave.)	2468	4 00	7 00
					12	Ar New Orleans, La. (C.T.) (Union Station)	2468	4 00	7 00

TIMES SHOWN BELOW ARE STANDARD TIME

SUNSET ROUTE • GOLDEN STATE ROUTE

CONNECTIONS IN CALIFORNIA - ARIZONA - NEW MEXICO - TEXAS

Table 19

TIA JUANA TECATE—
INTER-CALIFORNIA RY.

	452-358			357-451	
	8 40	Lv Tijuana (Mex.)	Ar	4 23	
		Lv Agua Caliente (Mex.)	Lv		
	7 9 08	Lv Garcia (Mex.)	Lv	3 57	
	7 9 20	Lv Matanuca (Mex.)	Lv	3 46	
	7 9 45	Lv Redondo (Mex.)	Lv	3 16	
	11 20	Ar Tecate (Mex.)	Lv	2 26	
	8 20	Lv Mexicali	Ar	3 00	
	11 00	Ar Algodones	Lv	12 25	



Natl. Soc. for Crippled Children & Adults, Inc.

Table 20

DEMING, SILVER CITY
Parrish Stages
(Daily)

7 10	3 10 10	40 Lv Deming (8, 15)	Ar	7 35	12 35	3 50
7 55	3 55 11	25 Ar Hurley	Ar	6 50	11 50	3 05
8 15	4 15 11	45 Ar Ft. Bayard	Ar	6 30	11 30	2 45
8 30	4 30 12	01 Ar Silver City	Lv	6 15	11 15	2 30

Table 21

LORDSBURG, HOT SPRINGS
(Parrish Stages) (Rail Tickets Not Honored.)

* 7 15	Lv Lordsburg (8, 15)	Ar	4 50
8 20	Ar Silver City	Lv	3 45
8 45	Ar Ft. Bayard	Lv	3 20
10 40	Ar Hillsboro	Lv	1 15
11 35	Ar Hot Springs, N. M.	Lv	*12 30

LORDSBURG, CLIFTON

952 Mixed	Mls.	Table 22	953 Mixed
† 8 35	0	Lv Lordsburg (8, 15)	Ar 3 30
9 55	38	" Duncan	" 2 00
11 35	70	Ar Clifton, Ariz.	Lv 11 20

BOWIE, FORT THOMAS, GLOBE, MIAMI

	382	Mls.	Table 23	381	
* 3 15	0	Lv Bowie (8, 15)	Ar	12 15	
4 14	35	" Solomon	Lv	11 06	
4 27	39	" Safford	"	10 55	
4 35	43	" Thatcher	"	10 43	
4 46	48	" Pima	"	10 33	
5 14	61	" Fort Thomas	"	10 07	
† 5 23	66	" Geronimo	Ar	9 57	
6 35	103	" San Carlos	Ar	8 45	
7 25	123	Ar Globe	Lv	* 8 00	
0 1		Lv Globe	Ar		
10		Ar Miami	Lv		

Table 24 BENSON, FAIRBANK, TOMBSTONE

11 00	10 05	8 00	0 Lv Benson	Ar	4 05	4 30	5 25
11 45	10 50	8 45	7 Lv Curtiss	Ar	3 35	4 00	4 55
12 30	11 35	9 30	20 Ar Fairbank	Lv	2 40	3 05	4 00
1 10			20 Lv Fairbank	Ar	2 30		
1 40			29 Ar Tombstone	Lv	2 00		

Table 25 FAIRBANK, PATAGONIA

c10 06	J	Lv Fairbank (8, 15)	Ar	c 3 30
f10 40	11	" Campesone	Ar	f 2 50
c12 30	44	Ar Patagonia	Lv	c 1 01

Table 26 BANNING-29 PALMS
(29 Palms Stages)
(Rail Tickets Not Honored.)

* 2 30	Lv Banning (9, 14)	Ar	11 00
4 40	Ar 29 Palms	Lv	* 9 15

Table 27 EL PASO, TUCUMCARI, DAWSON

* 8 35	0	Lv El Paso, Tex	Ar	6 00
5 15	332	Ar Tucumcari (7, 18)	Lv	10 *30
† 6 10	332	Lv Tucumcari, N. M.	Ar	3 25
8 20	382	" Mosquero	"	12 59
† 8 37	390	" Solana	"	12 42
9 00	400	Ar Roy	Ar	12 22
† 9 21	411	" Mills	"	11 58
† 10 09	434	" Taylor	"	11 10
† 10 35	445	Ar French	Lv	10 45

BISBEE JUNC. AND BISBEE

Table 28	BUS (Daily) (Rail Tickets Connection Honored.)
(8, 15)	
Lv Bisbee Jct.	12 10 3 0 3 58 10 21 12 17 2 30 4 59 7 33
Ar Bisbee, Ariz.	12 30 3 23 4 18 10 41 12 37 2 50 5 19 7 53
Lv Bisbee, Ariz.	11 40 2 28 3 28 9 51 11 47 2 00 4 24 6 58
Ar Bisbee Jct.	12 01 2 48 3 48 10 11 12 07 2 20 4 49 7 18

Table 29 TUCSON-NOGALES
(Citizen Auto Stage Co.)
(Rail Tickets Honored)

Lv Tucson	7 05 9 00 11 15 11 15 4 00 6 00 8 15 10 15
Ar Nogales	8 45 10 45 1 00 3 00 5 45 7 45 10 00 12 00
Lv Nogales	7 00 9 15 11 00 3 00 4 00 6 00 8 15 10 15
Ar Tucson	8 45 11 00 12 45 4 45 5 45 7 45 10 00 12 00

Table 30 DOUGLAS, NACAZARI
Nacozari Ry.

	0	Lv Douglas, Ariz.	(8, 15)	Ar	
* 1 30	1	" Agua Prieta, Mex.		Ar	12 30
5 40	78	Ar Nacozari		Lv	c 8 00

Table 31 GILA, AJO
Tucson, Cornelia & Gila Bend R. R. Co.

† 8 15	0	Lv Gila (8, 15)	Ar	7 05
10 00	43	Ar Ajo	Lv	† 5 20

Table 32 TANNER MOTOR TOURS
SERVICE (Tables 9, 14)

Auto Bus will meet trains Nos. 1, 2, 3 and 4 for passengers between Palm Springs Station and Palm Springs Village in each direction, also all other trains between hours 6:00AM and 6:00PM from Nov. 1 to June 1. One-way fare, \$1.00 plus Federal tax, per person.

During period June 1 to Nov. 1 Trains will be met on call. Regular service rates will apply.

Table 33 CARLSBAD CAVERNS

Side trip is made by comfortable air conditioned motor coach from El Paso.

All-Expense Tour including round-trip transportation, entrance fee and lunch in Caverns. Ask any railroad agent for information.

Adults \$10.95; Tax \$1.35; Total \$12.30
Children 5 to 12 years \$5.25; Tax \$0.68; Total \$5.93

Daily Schedule—CARLSBAD CAVERN COACHES

Leave El Paso (Union Railroad Station)	8 00AM
Arrive Carlsbad Caverns	11 45AM
Leave Carlsbad Caverns	3 30PM
Arrive El Paso (Union Railroad Station)	7 00PM

* 7 45	* 3 55	* 11 00	* 5 00	Lv El Paso (Bus Station)	Ar	6 15	12 30	7 45	12 45
11 30	7 30	2 45	8 45	Ar Carlsbad	Lv	* 2 45	* 8 45	* 4 00	* 9 15

Table 34

WHITE SANDS NATIONAL MONUMENT

Taxi service available between Alamogordo and The White Sands.

Table 35

APACHE TRAIL TOURS

One-day "on call" sightseeing tour from Phoenix over historic Apache Trail to Globe, Ariz., via Roosevelt Dam and Cliff Dwellings, returning to Phoenix via Superior Highway and world's largest copper mines. 205 mile scenic tour via Arizona Tours Inc. (American Sightseeing Assn., Inc.) or Tanner Gray Line Tours.

Adult fare with minimum 2 adult passengers... \$10.00
Children over 4 and under 12... \$5.00
Children 4 and under... Free
Minimum charge for private limousine... \$50.00

(15% Federal tax not included)

Railroad Exchange orders should be drawn on Arizona Tours Inc., or Tanner Gray Line Tours

Table 36 EL PASO, ALAMOGORDO, ROSWELL
New Mexico Transportation Co. (Motor Coach)
(Rail Tickets Not Honored.)

* 6 10	* 2 15	* 11 00	* 5 00	Lv El Paso	Ar	11 20	5 20	10 15	5 00
8 15	4 30	1 10	7 05	Lv Alamogordo (7, 18)	Lv	9 20	3 20	8 20	3 00
10 55	7 10	3 50	9 45	Ar Roswell	Lv	* 6 25	* 12 15	* 5 30	* 12 15

All PM Time in Dark-faced figures.

†—Flag stop to entrain or detrain passengers.

*—Daily.

†—Daily except Sunday.

—Tuesday and Friday.

b—To and from S. P. Depot.

c—Monday and Thursday.

NEXT TIME TRY THE

RAIL-AUTO TRAVEL PLAN

Enjoy the restfulness of train travel to your destination . . . then use a new automobile, waiting and yours for as long as you want it. The Index of this folder indicates with a Star (★) stations having Rail-Auto Service available.

Ask any S.P. ticket agent for details.

TIMES SHOWN BELOW ARE STANDARD TIME

SUNSET ROUTE

TEXAS AND LOUISIANA LINES

Table 37

NEW ORLEANS, BEAUMONT, HOUSTON, SAN ANTONIO, DALLAS AND SHREVEPORT (Daily)

READ DOWN				READ UP			
	1	3	5	Mis.	4	6	2
c12 30	8 30	10 30	0	Lv New Orleans†(C.T.)	Ar 6 45	7 00	4 00
6 18	5 22	6 05	279	Lv Beaumont	Ar 10 25	11 50	10 06
7 50	7 20	7 45	363	Ar Houston ↓	Lv 8 30	10 00	8 30
8 05		8 20	363	Lv Houston ↓	Ar	8 45	8 15
12 05		2 00	573	Ar San Antonio	Lv	2 50	4 10
13	15	17				16	14
4 45	8 00	10 45	0	Lv Houston ↓	Ar 2 05	9 25	6 30
9 10	1 50	6 30	264	Ar Dallas †	Lv 8 10	5 00	11 00
26	26	28				25	25
9 10	9 10	10 45	0	Lv Houston ↓	Ar 7 40	7 40	6 45
4 15	4 15	6 15	232	Ar Shreveport	Lv 12 40	12 40	11 30

Train 3—ACADIAN—Daily—New Orleans—Houston

Standard Sleepers:★New Orleans to Houston. (10 Sec., 1 DR., 2 Compts.) Car 31.
 ★New Orleans to Houston. (8 Sec., 5 Double Bedrooms.) Car 33. (Sleeper occupancy at Houston until 8:00 a.m.)
 ★New Orleans to Lake Charles. (Occupancy Lake Charles until 8:00 a.m.) (8 Sec., 1 DR., 2 Compts.) Car 34.
 ★Lounge Car: New Orleans to Houston. Refreshments, etc.
 Chair Car and Coach:★New Orleans to Houston.

Train 4—ACADIAN—Daily—Houston—New Orleans

Standard Sleepers:★Houston to New Orleans. (10 Sec., 1 DR., 2 Compts.) Car 42.
 ★Lake Charles to New Orleans. (8 Sec., 1 DR., 2 Compts.) Car 43. (Open for occupancy 9:00 p.m.)
 ★Lounge Car: Houston to New Orleans. Refreshments, etc.
 ★Chair Car and Coach: Houston to New Orleans.

TRAIN 13—Streamlined SUNBEAM—Train 14—Daily

★Chair Cars: Houston and Dallas.
 ★Parlor Car: Houston and Dallas (operated by Southern Pacific). Car 130 to Dallas, Car 140 to Houston.
 All Seats in Parlor Car on the SUNBEAM must be reserved in Advance.
 ★Diner-Lounge-Observation Car: Houston and Dallas. Car 131 to Dallas, Car 141 to Houston.

Train 15—Streamlined HUSTLER—Train 16—Daily

★Chair Cars: Houston and Dallas.
 ★Snack-Lounge-Parlor Car. Houston-Dallas. (Operated by Southern Pacific.)

Train 17—OWL—Daily

Standard Sleeper:★Houston to Dallas. (8 Sec., 5 Bedrooms.) Car 171.
 Sleeper open 9:30 p.m. Occupancy at Dallas until 8:15 a.m.
 Coaches:★Houston to Dallas.

Train 18—OWL—Daily

Standard Sleeper:★Dallas to Houston. (8 Sec., 5 Bedrooms.) Car 181.
 (Sleeper open for occupancy at 9:30 p.m. Occupancy at Houston until 8:00 a.m.)
 Coaches:★Dallas to Houston. (Open at Dallas, 10:00 p.m.)

Train 27—Daily—Train 28—Shreveport and Houston

Standard Sleeper:★Shreveport and Houston. (Sections, Drawing-Room.) Car 270 to Houston, Car 280 to Shreveport. (Sleeper open at 9:30 p.m. Occupancy at Houston and Shreveport until 8:00 a.m.)
 Coaches:★Shreveport and Houston. (Open at Shreveport, 10:30 p.m.)

Table 38

HOUSTON, DALLAS, COLORADO SPRINGS, DENVER

5-17 Daily	1-13 Daily	3-15 Daily	Mis.	18-2 Daily	16-4 Daily	14-6 Daily
10 30	c12 30	8 30	0	Lv New Orleans, La.†(C.T.)	Ar 4 00	6 45
7 45	7 50	7 20	363	Ar Houston, Tex. ↓	Lv 8 30	8 30
10 45	4 45	8 00	0	Lv Houston, Tex. ↓	Ar 6 30	2 05
		f 8 22	11	†Fairbanks	Lv	f 1 43
		f 8 34	17	†Satsuma	"	f 1 30
		f 8 43	25	†Cypress	"	f 1 20
		f 8 48	35	†Hockley	"	f 1 15
		f 8 48	40	†Waller	"	f 1 15
f11 40		f	44	†Prairie View	f 5 25	
11 51		8 58	50	†Hempstead	5 17	f 1 04
		f 9 11	54	†Howth		
f12 09		9 24	61	†Courtney	f 5 04	f12 52
12 26		f 9 24	70	†Navasota	4 51	12 42
		f 9 33	75	†Nelleve		
f12 42		f 9 42	79	†Millican	f 4 31	f12 27
f12 54		f 9 53	88	†Wellborn	f 4 20	f12 17
1 06	6 12	f 9 53	94	†College Station	4 09	12 09
1 24		10 03	99	†Bryan	3 56	11 55
f1 37		f10 11	106	Lv Benchley	f 3 38	f11 44
1 57		10 28	120	Ar Hearne	3 20	11 30
1 57		10 39	120	Lv Hearne	Ar 3 10	11 30
2 16		10 28	127	†Calvert	Lv 2 59	11 16
2 42		11 00	136	†Hammond		
		11 00	142	†Bremond 49	2 42	11 00
		11 13	147	†Denny		
2 59		f11 13	152	†Kosse	2 19	f10 42
3 12		f11 22	160	†Thornton	2 07	f10 31
3 26		11 35	168	†Groesbeck	1 54	10 20
3 48		11 50	180	†Mexico	1 38	10 03
f 3 58		11 59	187	†Wortham	f 1 19	9 52
		11 59	193	†Currie		
		f12 10	197	†Richland		f 9 41
		12 28	203	†Angus		9 28
4 38		12 28	209	†Coriscana	12 54	
		12 28	220	†Rice		
		12 55	224	Lv Alma		
5 03	p	12 55	230	Ar Ennis	Lv 12 17	9 00
5 20	p	f 1 00	230	Lv Ennis	Ar 12 03	8 55
5 35		f 1 11	238	†Palmer	Lv 11 52	f 8 44
5 51		f 1 21	245	†Ferris	11 37	f 8 35
5 59		f 1 26	249	†Wilmer	11 29	f 8 30
6 08		f 1 31	253	Lv Hutchins	11 21	f 8 26
6 30	9 10	f 1 50	264	Ar Dallas, Tex. †△	Lv 11 00	8 10
			0	Lv Dallas, Tex. F.W&D	Ar 7 10	7 15
			0	Lv Ft. Worth, Tex. "	Ar 5 55	6 00
			727	Ar Colorado Springs	Lv 9 10	1 40
			802	Ar Denver, Colo.	Lv 7 10	1 40

All PM time in Dark faced figures.

*-Daily. ★Air conditioned.
 ●-Texas Bus Lines between Houston and Galveston. C.T.—Central Standard Time.
 †-Grand Central Station. †-Union Station.
 †-Stops on flag to entrain or detrain revenue passengers. No baggage handled on this train to or from this station. (Will be handled on other train.)
 △-Air mail dispatch from.
 c-Open for occupancy 10:00 P.M.
 f-Flag stop to entrain or detrain revenue passengers.
 g-Bus to and from Waco connects at Bremond with trains 15 and 16.
 n-Stops on flag to entrain or detrain revenue passengers only destined to or originating at Dallas, Houston or points beyond. No checked baggage will be handled on this train.
 p-Will entrain or detrain revenue passengers to or from Ennis to Dallas, College Station, Houston or beyond. No baggage will be checked to or from Ennis (will be handled on other train).

Frequent service between Dallas, Denison and intermediate points by Texas Electric Line, Dixie Motor Coach Corp. and the Southwestern Greyhound Line.

Tickets reading via any railroad between Houston and Dallas (in either direction) will be honored at option of passenger by Southern Pacific Lines without additional cost.

TIMES SHOWN BELOW ARE STANDARD TIME

SUNSET ROUTE

TEXAS AND LOUISIANA LINES—LOCAL SERVICE AND CONNECTIONS

(A) Table 40 LOS ANGELES, PHOENIX, EL PASO, MEXICO CITY
Via Southern Pacific-National Rys of Mexico

Nos. 4-8	Daily Service	Nos. 7-5
1 30	Lv Los Angeles (P.T.)..... Sou. Pac. Ar	2 50 Th
10 35	Lv Phoenix (M.T.)..... " Ar	4 30 We
12 50	Lv Tucson..... " Ar	2 30 Th
7 05	Ar El Paso (M.T.)..... " Lv	6 50 We
Mo 10 00	Lv El Paso, Tex. (M.T.)..... Nat. Rys. Ar	3 30 We
Mo 11 00	Lv El Paso, Tex. (C.T.)..... " Ar	4 30 We
Mo 1 30	Lv Ciudad Juarez, Mex. (C.T.)..... " Ar	3 30 We
Mo 8 50	Lv Chihuahua..... " Ar	8 45 We
Tu 2 20	Lv Jimenez..... " Lv	3 15 We
Tu 7 35	Lv Torreon..... " Lv	10 05 Tu
Tu 7 55	Lv Aguascalientes..... " Lv	10 20 Tu
Ve 1 10	Lv Irapuato..... " Lv	5 00 Tu
Ve 3 19	Lv Queretaro..... " Lv	2 26 Tu
Ve 9 20	Ar Mexico City, Mex..... " Lv	8 40 Mo

(B) NEW ORLEANS, HOUSTON, SAN ANTONIO, MEXICO CITY, VIA LAREDO (Daily)

c12 30	Lv New Orleans..... Sou. Pac. Ar	7 00
7 50	Ar Houston..... Sou. Pac. Lv	10 00
8 05	Lv Houston..... Sou. Pac. Ar	8 45
12 05	Ar San Antonio..... Sou. Pac. Lv	2 50
12 50	Lv San Antonio, Tex..... Mo. Pac. Ar	1 30
4 50	Ar Laredo, Tex. (C.T.)..... Mo. Pac. Lv	9 05
6 00	Lv Nuevo Laredo (C.T.)..... Nat. Rys. Ar	8 00
8 00	Ar Mexico City, Mex..... " Lv	8 20

(A) Table 41 Illinois Central R. R. NEW ORLEANS, LOUISVILLE, CINCINNATI

8	46	*2-4 -104	Daily	45	63-103 15-3
8 40	4 15	7 15	Lv New Orleans, La. I. C. Ar	9 30	5 20
12 10	7 10	10 13	Ar Jackson, Miss..... " Ar	6 10	1 35
3 10	9 11	12 07	Ar Grenada, Miss..... " Lv	4 09	10 58
5 30	10 50	1 45	Ar Memphis, Tenn..... " Ar	2 28	9 00
1 15	4 10	Ar Fulton, Ky..... " Lv	11 59	5 35	
		12 31	Ar Paducah, Ky..... " Lv	3 15	
		7 30	Ar Louisville, Ky..... " Lv	9 10	
		12 30	Ar Cincinnati, O.(E.T.) B.&O. Lv	6 30	

NEW ORLEANS, NASHVILLE, CHICAGO, LOUISVILLE AND CINCINNATI

(B)

c38-2	98	6	4	99	6	1	37
Daily	Daily	Daily	Daily	Daily	Daily	Daily	Daily
11 00	9 00	10 40	8 20	Lv New Orleans, La. L.&N. Ar	7 10	3 10	7 30
2 30	12 40	1 33	11 59	Ar Mobile, Ala..... " Lv	3 45	11 55	3 45
7 20	5 35	6 15	5 10	Ar Montgomery, Ala..... " Lv	10 40	8 10	10 50
11 50	7 55	7 20	8 30	Ar Birmingham, Ala..... " Lv	8 20	6 05	7 45
7 20	12 30	11 20	1 45	Ar Nashville, Tenn..... " Lv	3 35	2 05	2 30
11 59	5 45	12 05	2 30	Lv Nashville, Tenn..... " Ar	10 05	1 40	1 40
3 25	10 40	3 45	7 30	Lv Evansville, Ind. C.&E.L. Ar	5 30	10 10	10 00
8 55	5 30	9 15	2 00	Ar Chicago, Ill. C.&E.L. Lv	11 05	4 30	4 30
1 30	4 50	3 30	7 05	Ar Louisville, Ky..... L.&N. Lv	11 25	10 05	9 45
7 15	9 15	7 45	12 05	Ar Cincinnati, O.(E.T.) " Lv	9 00	8 00	7 05

NEW ORLEANS, BIRMINGHAM, CHATTANOOGA, CINCINNATI

(C)

42-4	48-18-2	3-41	1-17-47		
Daily	Daily	Daily	Daily		
9 00	8 00	0	Lv New Orleans, La. Sou. Rys. Sys. Ar	7 30	8 50
2 30	12 10	202	Ar Meridian, Miss..... " Lv	1 35	4 25
5 25	1 55	295	Ar Tuscaloosa, Ala..... " Lv	10 28	2 26
7 05	3 05	355	Ar Birmingham, Ala. (C.I.) " Lv	8 50	1 15
12 00	8 20	49c	Ar Chattanooga, Tenn. (E.L.) " Lv	5 50	7 25
6 50	4 57	754	Ar Lexington, Ky.(C.T.)... " Lv	9 45	10 10
9 55	7 55	836	Ar Cincinnati, O.(E.T.)... " Lv	8 45	9 15

EL PASO, DALLAS, ST. LOUIS
Texas and Pacific Ry.—Missouri Pacific

6 Daily	2 Daily	Table 42	7 Daily	1 Daily
3 30	12 50	Lv El Paso, Tex. (M.T.)... T.&P. Ar	1 35	10 30
4 30	1 50	Lv El Paso, Tex. (C.T.)... " Ar	2 35	11 30
12 30	9 40	Lv Big Spring..... " Ar	5 55	3 45
1 55	10 56	Lv Sweetwater..... " Ar	4 25	2 15
4 19	11 50	Lv Abilene..... " Ar	3 20	1 24
7 30	1 05	Lv Cisco..... " Ar	1 40	12 08
8 45	3 55	Ar Fort Worth..... " Lv	11 00	9 30
	6 00	Ar Dallas..... " Lv	5 05	4 52
	9 15	Ar Marshall..... " Lv	5 05	4 40
	10 30	Ar Texarkana, Tex..... T. & P. Lv	3 00	3 20
	10 40	Ar Texarkana, Tex..... Mo. Pac. Ar	3 00	3 20
	1 10	Ar Little Rock, Ark..... " Lv	11 25	12 50
	6 30	Ar Memphis, Tenn..... " Lv	8 00	8 30
	8 10	Ar St. Louis, Mo..... " Lv	12 45	5 45

HOUSTON, NACOGDOCHES, SHREVEPORT

28 Daily	26 Daily	Mls.	Table 43	25 Daily	27 Daily
10 45	9 10	0	Lv Houston, Tex. &..... Ar	7 40	6 45
11 15	9 39	18	" Humble..... " Ar	7 03	6 05
		25	" Porter..... " Ar		
11 35	9 58	29	" New Caney..... " Ar	6 44	5 46
		35	" Splendora..... " Ar		
11 59	10 18	44	" Cleveland..... " Ar	6 22	5 24
12 21	10 38	56	" Shepherd..... " Ar	5 58	5 02
	10 46	61	" Urbana..... " Ar	5 48	
12 36	10 51	64	" Goodrich..... " Ar	5 43	4 49
12 54	11 07	72	" Livingston..... " Ar	5 29	4 36
1 04	11 18	78	" New Willard..... " Ar	5 19	4 26
		80	" Leggett..... " Ar		
1 22	11 35	88	" Moscow..... " Ar	5 02	4 07
1 33	11 47	94	" Corrigan..... " Ar	4 52	3 54
		101	" Wakefield..... " Ar		
1 55	12 09	107	" Diboll..... " Ar	4 29	3 30
		111	" Burke..... " Ar		
2 20	12 35	119	" Lufkin..... Lv	4 10	3 10
2 20	12 35	119	" Lufkin..... Ar	4 10	3 10
3 10	1 15	139	" Nacogdoches..... " Ar	3 28	2 28
3 30	1 33	148	" Appleby..... " Ar	3 07	2 03
3 49	1 52	159	" Garrison..... " Ar	2 51	1 45
4 04	2 05	168	" Timpson..... " Ar	2 38	1 30
4 24	2 20	177	" Tenaha..... " Ar	2 20	1 10
	2 30	182	" Paxton..... " Ar	2 12	
4 43	2 40	189	" Joaqum..... " Ar	2 01	12 48
	2 45	191	" Haslam, Tex..... " Ar	1 56	
4 52	2 54	192	" Logansport, La..... " Ar	1 52	12 42
		198	" Funston..... " Ar		
5 08	3 11	201	" Longstreet..... " Ar	1 37	12 26
	3 22	208	" Keachie..... " Ar	1 27	12 16
	3 31	213	" Preston..... " Ar	1 17	12 06
5 39	3 42	219	" Keithville..... " Ar	1 07	11 56
6 15	4 15	232	Ar Shreveport, La.(Un. Sta.) Lv	12 40	11 30

Trains 27-28: ★ Standard Sleeper—Shreveport-Houston (Sec., Compts., DR.) (Open 9:30 p.m., occupancy at Houston and Shreveport 8:00 a.m.) (Car 270 to Houston. Car 280 to Shreveport.)
★ Coaches—Shreveport-Houston.
Trains 25-26: ★ Coaches—Shreveport-Houston.

NEW IBERIA, SALT MINE

521 Mixed	519 Mixed	Mls.	Table 44	520 Mixed	522 Mixed
11 30	8 00	0	Lv New Iberia, La. 5, 17..... Ar	10 20	2 30
12 45	8 15	4.8	" Davids..... " Ar	10 05	2 05
12 48	8 20	5	" I. & V. Junction..... " Ar	10 00	2 00
		9	" Melhenny..... " Ar		
		9.5	" Avery..... " Ar		
1 15	8 45	10	Ar Salt Mine, La..... Lv	9 45	1 45

Trains 519, 520, 521 and 522: Coach—New Iberia-Salt Mine.

All PM time in dark faced figures.
P.T.—Pacific Standard Time. *—Coaches only.
M.T.—Mountain Standard Time. †—Daily except Sunday.
C.T.—Central Standard Time. ★ Air-Conditioned.
E.T.—Eastern Standard Time. † Grand Central Station.
—Coach Seats Reserved—Reservation Charge Applying.
—Flag stop to entrain or detrain revenue passengers.
—Open for occupancy 10:00 P.M.
—Panama Limited; All Pullman.
†—Flag stop to entrain or detrain passengers.

(A) Table 45 NEW ORLEANS, HOUSTON, DALLAS (S.P.)

1-13	5-17	3-15	Daily	18-2	14-6	16-4
12:30	10 30	8 30	Lv New Orleans..... Ar	4 00	7 00	6 45
7 50	7 45	7 20	Ar Houston..... Lv	8 30	10 00	8 30
4 45	10 45	8 00	Lv Houston..... Ar	6 30	9 25	2 05
9 10	6 30	1 50	Ar Dallas..... Lv	11 00	5 00	8 10

(B) HOUSTON, CHICAGO

2-46	76	Daily	75-65-50
8 30	Lv Houston..... S.P. Ar	7 45	
4 00	Ar New Orleans..... S.P. Lv	10 30	
4 15	Lv New Orleans..... I.C. Ar	9 30	
10 50	Ar Memphis..... I.C. Lv	2 28	
7 33	Ar St. Louis..... I.C. Lv	6 45	
8 45	Ar Chicago..... I.C. Lv	5 00	

(C) CHICAGO, HOUSTON, SAN ANTONIO

*1-1	*5-5	3-3	Daily	6-2	2-46
7 50	5 00	7 45	Lv Chicago..... I.C. Ar	11 40	9 30
12 15	9 30	5 20	Ar New Orleans..... I.C. Lv	7 15	6 00
12:30	10 30	8 30	Lv New Orleans..... S.P. Ar	7 00	4 00
7 50	7 45	7 20	Ar Houston..... S.P. Lv	10 00	8 30
12 05	2 00		Ar San Antonio..... S.P. Lv	2 50	10 40

FRANKLIN, CYPREMORET

405 Mixed	Mls.	Table 46	406 Mixed
* 8 00	0	Lv Franklin, La. 5, 17..... Ar	11 33
† 8 35	4	" Baldwin..... " Ar	11 15
† 8 45	6	" Chopique..... " Ar	11 03
† 8 50	7	" P. & A. Junction..... " Ar	11 03
† 8 50	8	" Canandaigua..... " Ar	11 58
† 9 05	11	" Homestead Place..... " Ar	11 48
† 9 15	16	" Florence..... " Ar	11 38
† 9 45	19	Ar Cypremort, La..... Lv	*10 30

Trains 405-406: Coach—Cypremort-Franklin.

Table 48 LA PORTE BUS LINES (Louisiana)
(Rail Tickets Not Honored)

Lv New Iberia for Abbeville.....	7:40, 10:20, 3:30
Lv Abbeville for New Iberia.....	8:25, 11:30, 6:25
Lv Lafayette for Abbeville.....	7:45, 2:15, 5:00
Lv Abbeville for Lafayette.....	6:50, 12 noon, 3:30
Lv Lake Charles for Abbeville.....	8:40, 3:30
Lv Abbeville for Lake Charles.....	8:25, 4:15
Lv New Iberia for St. Martinville.....	6:20, 10:20, 2:30, 4:00
Lv St. Martinville for New Iberia.....	8:30, 10:45, 2:50, 6:20

(A) Table 49 HOUSTON-BREMOND-WACO Rail Bus (Daily Service)

Note.—Southwestern Greyhound Lines will honor all rail tickets reading via Southern Pacific Lines between Bremond and Waco. As no arrangement for handling checked baggage by Southwestern Greyhound Lines, baggage must be checked to and from Bremond only.

15	Mls.		16
8 00	0	Lv Houston..... Ar	2 05
11 00	142	Ar Bremond..... Lv	11 00
Bus		Southwestern Greyhound Lines	Bus
11 05	0	Lv Bremond..... Ar	10 50
12 25	44	Ar Waco..... Lv	9 30

(B) HOUSTON AND AUSTIN (Daily) KERRVILLE BUS CO. Inc. (Rail Tickets Honored)

Note.—Kerrville Bus Line will honor all rail tickets which are routed via Southern Pacific Lines between Houston and Austin. Baggage may be checked through and will be handled by Southern Pacific Transport.

Leave Houston 12:30, 7:15, 9:00, 10:15, 12:30, 1:10, 3:45, 6:30, 6:45.
Arrive Austin 5:30, 11:30, 1:40, 2:15, 5:15, 5:55, 8:30, 9:25, 11:14.
Leave Austin 12:45, 5:40, 7:20, 9:20, 11:30, 12:40, 4:30, 5:45, 9:45.
Arrive Houston 5:15, 10:15, 11:55, 1:20, 4:20, 5:25, 8:30, 10:30, 2:15.
Bus stops on flag at S. P. Grand Central Station, Houston.

TIMES SHOWN BELOW ARE STANDARD TIME

OVERLAND ROUTE • WESTBOUND

NEW YORK - CHICAGO - OMAHA - OGDEN - RENO - SAN FRANCISCO
ST. LOUIS - KANSAS CITY - DENVER - SALT LAKE CITY

Table 60

	Gold Coast No. 23 Daily Example	Streamliner City of San Francisco No. 101 Daily Example	San Francisco Overland No. 27 Daily Example
Lv New York (E.T.) (74)..... N.Y.C.			6 00 Sa
Ar Chicago (C.T.)..... "			11 15 Su
Lv New York (E.T.) (74)..... Penna.			6 10 Sa
Ar Chicago (C.T.)..... "			10 00 Su
Lv CHICAGO (C.T.)..... C&NW	10 30 Su	7 00 Su	4 00 Su
Lv St. Louis..... Wab.	7 45 Su		
Ar Omaha..... "	7 55 Mo		
Lv Omaha..... U.P.	10 25 Mo	2 55 Mo	1 45 Mo
Ar Cheyenne (M.T.)..... "	7 35 Mo	9 10 Mo	10 30 Mo
Lv St. Louis (C.T.)..... Wab.	4 00 Su		64 00 Su
Lv Kansas City..... U.P.	11 59 Su		9 30 Su
Lv Denver (M.T.)..... "	5 35 Mo		8 25 Mo
Ar Cheyenne..... "	a		a Mo
Ar Ogden (M.T.)..... "	6 35 Tu		8 35 Mo
Lv Cheyenne..... U.P.	7 45 Mo	9 20 Mo	10 40 Mo
Ar Ogden (M.T.)..... "	7 00 Tu	6 05 Mo	9 30 Mo
Lv Salt Lake City..... U.P.	6 20 Tu		7 15 Mo
Ar Ogden (M.T.)..... "	7 10 Tu		8 05 Mo
Lv Salt Lake City..... O.G.L.		▲ 1 30 Mo	▲ 6 00 Mo
Ar Ogden (M.T.)..... "		▲ 2 30 Mo	▲ 7 00 Mo
Lv Ogden (M.T.)..... S.P.	8 10 Tu	6 22 Mo	9 55 Mo
Lv Sparks (P.T.)..... "			7 38 Tu
Lv Reno..... "	9 45 Tu	2 17 Tu	8 33 Tu
Lv Truckee..... "	10 50 Tu		12 32 Tu
Ar Sacramento..... "	3 20 We	6 42 Tu	2 24 Tu
Ar Berkeley..... "	5 40 We	8 21 Tu	2 55 Tu
Ar Oakland (16th St.)..... "	5 50 We	8 31 Tu	2 45 Tu
Ar Oakland Pier..... Ferry	6 00 We	8 40 Tu	3 20 Tu
Ar SAN FRANCISCO (Market St.)..... "	6 35 We	9 15 Tu	

No Extra Fare!

Ride the

Streamlined San Francisco Overland

Leaves Chicago at 4:00PM, Arrives San Francisco 3:20 PM—only 49 hours 20 minutes enroute. See the scenic High Sierra in streamlined comfort at no extra fare!

Mail No. 21 Daily Example	Passenger No. 25 Daily Example
8 00 Su	9 35 Su
	10 00 Su
	11 10 Su
	4 05 Mo
	7 47 Su
	8 46 Su
	1 00 Mo
	3 35 Mo
	3 50 Mo
	4 00 Mo
	4 50 Mo

TRAIN 23 GOLD COAST

Via C. & N. W. Omaha; U. P. Ogden; S. P.

Full Lounge Car: ★Chicago to San Francisco.

Standard Sleepers:

- ★Chicago to San Francisco. (Sections, Drawing-Room.) Car 235.
- ★Denver to San Francisco. (On U.P. No. 37 to Ogden.) (12 Sec., 1 DR.) Car 373.
- ★Ogden to San Francisco. (Sections, Drawingroom.) Car 231.
- ★Reno to San Francisco. (Occupancy upon arrival Reno.) (Returns on Train 26.) (10 Sec., 1 DR., 2 Compts.) Car 239.

Chair Cars: ★Chicago to San Francisco.

★Kansas City to San Francisco. (On U. P. No. 37 to Ogden.)

Pillow service available at nominal charge.

Dining Car:★Omaha to San Francisco.

News Agent Car:★Ogden to San Francisco.

Tickets Honored: All classes.

TRAIN 21 MAIL

Via S. P.

TRAIN 25 PASSENGER

Via S. P.

Coach: Sparks to Sacramento.

All PM time in Dark faced figures.

★Regularly assigned cars are air-conditioned.

○—C.&N.W. Passenger Station (Madison, Canal & Clinton Sts.).

E.T.—Eastern Standard Time.

M.T.—Mountain Standard Time.

C.T.—Central Standard Time.

P.T.—Pacific Standard Time.

▲—Bus leaves and arrives O.G.L. Depot. Union Pacific Interstate tickets honored.

■—Operates via Borie cut-off; not via Cheyenne.

♣—Seat reservations required in Coaches on Train No. 9 between St. Louis and Ogden.

PASSENGERS USE FERRY STEAMER FROM OAKLAND PIER TO SAN FRANCISCO.

TRAIN 101 STREAMLINER

CITY OF SAN FRANCISCO—Extra Fare

Via C. & N. W. Omaha; U. P. Ogden; S. P.

Radio

Lounge: (For Pullman Car Passengers.)

★Chicago to San Francisco.

Standard Sleepers:★Chicago to San Francisco

(Sections, Roomettes, Bedrooms, Compartments, Drawing-Rooms.)

Lounge Car:★Chicago to San Francisco. (For Coach Passengers.)

Chair Cars:★Chicago to San Francisco. (Please reserve seats in advance.)

Pillow service available at nominal charge.

Dining Car:★Chicago to San Francisco.

Coffee Shop:★Chicago to San Francisco.

Baggage: Checked baggage service from Omaha, Nebr. and east, Cheyenne, Wyo., Green River, Wyo., and Ogden, Utah, destined Reno, Nev., and west.

Tickets Honored: Ask Agents.

EXTRA FARES "CITY OF SAN FRANCISCO"

Between (Example Fares)	Coach Class (one-way)	First Class (one-way)
San Francisco, Reno and Chicago...	\$5.00	\$15.00
San Francisco and Ogden.....	2.00	6.00
San Francisco Reno and Omaha...	3.75	11.25
Reno and Ogden.....	1.25	3.75
San Francisco and Reno.....	1.25	3.75
San Francisco, Reno and Cheyenne	2.50	7.50
Ogden and Cheyenne.....	1.25	3.75

(15% Federal Tax not Included)

Examples of fares shown are for adults, half of adult service charges for children 5 years of age and under 12. No charge for children under 5 when accompanied by parent or guardian.

TRAIN 27 STREAMLINER

SAN FRANCISCO OVERLAND

Via C. & N. W. Omaha; U. P. Ogden; S. P.

Full Lounge Car:★Chicago to San Francisco. (For Pullman Car Passengers.) (Valet.)

Standard Sleepers:★New York to San Francisco. (On N.Y.C. 17, leaving on even days in May and Aug., odd days in June, July and Sept.) (10 Rmts., 6 BR.) Car 1727.

★New York to San Francisco. (On Penna. 1, leaving on odd days in May and Aug., even days in June, July and Sept.) (10 Rmts., 6 BR.) Car PA-1.

★Chicago to San Francisco. (4 Compts., 4 BR., 2 DR.) Car 273. (6 Sec., 6 Rmts., 4 BR.) Car 274. (10 Rmts., 6 BR.) Car 275.

★St. Louis to San Francisco. (On Wabash No. 9 to Kansas City, U.P. No. 9 to Ogden, thence S.P. No. 27.) (6 Sec., 6 Rmts., 4 BR.) Car 92.

★Salt Lake City to San Francisco. (On U.P. No. 6-S.P.) (6 Sec., 6 Rmts., 4 BR.) Car 627.

Parlor-Observation Car:★Reno to San Francisco. (Railroad-owned.) Operates Sat. and Sun. (Please reserve seats in advance.) Car OV-1.

Chair Cars: (Please reserve seats in advance.)

★Chicago to San Francisco. Cars 270, 271, 272.

★St. Louis to San Francisco. (Please reserve seats in advance.) (Via Wabash No. 9 to Kansas City. U.P. No. 9 to Ogden, thence S.P. No. 27.) Car 97.

Pillow service available at nominal charge.

Lounge Car:★Chicago to San Francisco. (For Chair Car passengers.)

Dining Car:★Chicago to San Francisco.

Coffee Shop Car:★Ogden to San Francisco.

News Agent Service (Ogden to San Francisco).

Baggage: No checked service to or from intermediate stations

Ogden to Oakland Pier.

Tickets Honored: Ask Agents.

Musical Romances

ON

The RAILROAD

NBC HOUR

NETWORK

Every Monday Night



TIMES SHOWN BELOW ARE STANDARD TIME OVERLAND ROUTE • EASTBOUND

SAN FRANCISCO - RENO - OGDEN - OMAHA - CHICAGO - NEW YORK
SALT LAKE CITY - DENVER - KANSAS CITY - ST. LOUIS

Table 61

	San Francisco Overland No. 28 Daily Example	Streamliner City of San Francisco No. 102 Daily Example	Gold Coast No. 24 Daily Example	Mail No. 22 Daily Example	Passenger No. 26 Daily Example
Lv SAN FRANCISCO } Market St. S.P.	11 00 Su	5 00 Su	6 30 Su	9 00 Su	9 00 Su
Lv Oakland Pier } Ferry	11 30 Su	5 30 Su	7 00 Su	9 30 Su	9 35 Su
Lv Oakland (16th St.)	11 38 Su	5 37 Su	7 08 Su	9 38 Su	9 45 Su
Lv Berkeley	11 46 Su	5 45 Su	7 17 Su	9 47 Su	9 56 Su
Lv Sacramento	1 40 Su	7 25 Su	9 40 Su	12 10 Mo	12 45 Mo
Ar Truckee	5 32 Su		f 1 58 Mo	4 42 Mo	5 45 Mo
Ar Reno	6 39 Su	11 51 Su	3 20 Mo	6 18 Mo	7 30 Mo
Ar Sparks (P.T.)					7 45 Mo
Ar Ogden (M.T.)	6 25 Mo	9 40 Mo	6 30 Mo	7 35 Mo	
Lv Ogden (M.T.)	7 00 Mo		8 50 Mo		
Ar Salt Lake City (M.T.)	8 00 Mo		9 45 Mo		
Lv Ogden (M.T.)	▲ 8 45 Mo		9▲ 30 Mo		
Ar Salt Lake City (M.T.)	▲ 9 45 Mo		10▲ 30 Mo		
Lv Ogden (M.T.)	7 00 Mo	9 55 Mo	7 15 Mo		
Ar Cheyenne	5 25 Mo	6 30 Mo	8 15 Tu		
Lv Ogden (M.T.)	b 6 50 Mo		7 10 Mo		
Lv Cheyenne	a				
Ar Denver	6 20 Mo		8 00 Tu		
Ar Kansas City (C.T.)	7 15 Tu		10 30 Tu		
Ar St. Louis	12 29 Tu		7 35 We		
Lv Cheyenne (M.T.)	5 40 Mo	6 40 Mo	8 30 Tu		
Ar Omaha (C.T.)	3 35 Tu	2 50 Tu	7 50 Tu		
Ar CHICAGO (C.T.) ○	1 30 Tu	11 00 Tu	7 30 We		
Lv Chicago (C.T.) (74)	6 00 Tu				
Ar New York (E.T.)	11 25 We				
Lv Chicago (C.T.) (74)	6 30 Tu				
Ar New York (E.T.)	1 00 We				

**FASTEST TRAINS
BETWEEN CHICAGO
AND
SAN FRANCISCO**

The "City of San Francisco" and the "San Francisco Overland" are the fastest trains between Chicago and the Golden Gate. 40 hrs. 15 min. on the streamlined "City;" 49 hrs. 20 min. on the "Overland!" All in enjoyable comfort and safety.

TRAIN 24 GOLD COAST

Via S. P. Ogden; U. P. Omaha; C. & N. W. Chicago.

Full Lounge Car: ★San Francisco to Chicago.

Standard Sleepers:

- ★San Francisco to Chicago. (Sections, Drawing-Room.) Car 245.
- ★San Francisco to Denver. (On U. P. No. 38 from Ogden.) (12 Sec., 1 DR.) Car 243.
- ★San Francisco to Ogden. (Sections, Drawingroom.) Car 241.

Chair Cars: ★San Francisco to Chicago.

- ★San Francisco to Kansas City. (On U. P. No. 38 from Ogden.)

Pillow service available at nominal charge.

Dining Car: ★San Francisco to Omaha.

News Agent Car: ★San Francisco to Ogden.

Tickets Honored: All classes.

TRAIN 22 MAIL

Via S. P.

TRAIN 26 PASSENGER

Via S. P.

Standard Sleeper: ★San Francisco to Reno (10 Sec., 1 DR., 2 Compts.) Car 260. (Returns on Train 23.)

Coach: San Francisco to Sparks.

Baggage: No checked service to or from intermediate stations Oakland Pier to Sacramento.

All PM time in Dark faced figures.

- ★—Regularly assigned cars are air-conditioned.
- C.&N.W. Passenger Station (Madison, Canal & Clinton Sta.)
- P.T.—Pacific Standard Time
- C.T.—Central Standard Time
- M.T.—Mountain Standard Time.
- E.T.—Eastern Standard Time.
- ▲—Bus leaves and arrives O.G.L. Depot. Union Pacific Interstate tickets honored.
- Operates via Borie cut-off; not via Cheyenne.
- ♣—Seat reservations required in Coaches on Train No. 10 between Ogden and St. Louis.
- f—Flag stop to entrain or detrain pay passengers.

PASSENGERS USE FERRY STEAMER FROM SAN FRANCISCO TO OAKLAND PIER.

TRAIN 102 STREAMLINER
CITY OF SAN FRANCISCO—Extra Fare
Via S. P. Ogden; U. P. Omaha; C. & N. W. Chicago

Radio.

Lounge: (For Pullman Car Passengers).
★San Francisco to Chicago.

Standard Sleepers: ★San Francisco to Chicago. (Sections, Roomettes, Bedrooms, Compartments, Drawing-Rooms.)

Lounge Car: ★San Francisco to Chicago. (For Coach Passengers.)

Chair Cars: ★San Francisco to Chicago. (Please reserve seats in advance.) Pillow service available at nominal charge.

Dining Car: ★San Francisco to Chicago.

Coffee Shop: ★San Francisco to Chicago.

Baggage: Checked baggage service from Reno, Nev. and west, destined Ogden, Utah, Green River, Wyo., Cheyenne, Wyo., Omaha, Nebr., and east.

Tickets Honored: Ask Agents.

TRAIN 28 STREAMLINER
SAN FRANCISCO OVERLAND
Via S. P. Ogden; U. P. Omaha; C. & N. W. Chicago

Full Lounge Car: ★San Francisco to Chicago (For Pullman Car Passengers.) (Valet.)

Standard Sleepers: ★San Francisco to New York. (On N.Y.C. 22, leaving on odd days in May and Aug., even days in June, July and Sept.) (10 Rmts., 6 BR.) Car N287.

★San Francisco to New York. (On Penna. 2, leaving on even days in May and Aug., odd days in June, July and Sept.) (10 Rmts., 6BR.) Car P287.

★San Francisco to Chicago. (4 Compts., 4 BR., 2 DR.) Car 283. (6 Sec., 6 Rmts., 4 BR.) Car 285. (10 Rmts., 6 BR.) Car 286.

★San Francisco to St. Louis. (On No. 28 to Ogden, U.P. No. 10 via Denver to Kansas City, Wabash No. 10 to St. Louis.) (6 Sec., 6 Rmts., 4BR.) Car 288.

★San Francisco to Salt Lake City. (On S.P.-U.P. No. 37) (6 Sec., 6 Rmts., 4 BR.) Car 289.

Parlor-Observation Car: ★San Francisco to Reno. (Railroad-owned.) Operates Fri. and Sat. (Please reserve seats in advance.) Car OV-1.

Chair Cars: (Please reserve seats in advance.)

- ★San Francisco to Chicago. Cars 279, 280, 281.
- ★San Francisco to St. Louis. (Please reserve seats in advance.) (Via No. 28 to Ogden, U.P. No. 10 via Denver to Kansas City, Wabash No. 10.) Car 282. Pillow service available at nominal charge.

Lounge Car: ★San Francisco to Chicago. (For Chair Car passengers.)

Dining Car: ★San Francisco to Chicago.

Coffee Shop Car: ★San Francisco to Ogden.

News Agent Service (San Francisco to Ogden).

Baggage: No checked service to or from intermediate stations Oakland Pier to Ogden.

Tickets Honored: Ask Agents.

**RIDE
IN STREAMLINED COMFORT
RIDE THE
"CITY OF SAN FRANCISCO"
OR
"SAN FRANCISCO OVERLAND"**

AIR-CONDITIONING

Air-conditioned cars are operated in regular sections of trains as indicated in these timetables. However, it is necessary to include non-air-conditioned cars in the consists of regular trains as well as extra trains, at times of unusual volume of traffic or in the case of emergencies.

TIMES SHOWN BELOW ARE STANDARD TIME OVERLAND ROUTE

SAN FRANCISCO - SACRAMENTO - RENO - OGDEN - SALT LAKE CITY - OMAHA - CHICAGO

WESTBOUND

Table 62		Passenger No. 25 Daily				
City of San Francisco	Gold Coast No. 23 Daily	City of San Francisco No. 10 Daily	San Francisco Overland No. 27 Daily	Mail No. 21 Daily	Passenger No. 25 Daily	Passenger No. 26 Daily
Lv Chicago (C.T.)... C. & N.W.	0	10 30	7 00	4 00		
Ar Ogden (M.T.)... Un. Pac.	1478	7 00	6 05	9 30		
Lv Salt Lake City... Un. Pac.	0	6 20		7 15		
Ar Ogden (M.T.)...	36	7 10		8 05		
Lv Salt Lake City... O.G.L.	0		▲1 30	▲8 00		
Ar Ogden (M.T.)...	37		▲2 30	▲7 00		
Lv Ogden, Ut. (M.T.)... S.P.▲	0	8 10	6 22	9 55	8 00	
Set watch back one hour						
"Promontory Point (P.T.)...	24	f				
"Lucin, Utah...	103	f 9 55				
"Tecoma, Nevada...	115	f				
"Montello...	121	10 28		11 22	9 36	
"Cobre...	138					
"Wells (69)...	176	12 08			11 10	
"Alazon...	180	12 15				
"Deeth...	194	12 35				
"Halleck...	206	12 50			12 23	
"Elko...	227	1 25		1 39	1 05	
"Carlin...	249	2 05	9 39	2 13	1 05	
"Palisade...	257	f 2 20				
"Beowawe...	275	f 2 42				
"Battle Mountain (s)...	307	f 3 26			2 10	
"Iron Point...	335	f 3 59				
"Golconda...	349	f 4 18				
"Weso...	362	f 4 33				
"Winnemucca (69)...	366	f 4 43	m 4 08		3 19	
"Mill City...	394	f 5 15				
"Imlay...	399	5 28	f 4 43		4 00	
"Loveloock...	439	6 18			4 47	
"Hazen (64)...	495	f 7 28			5 54	
"Fernley...	507	f			6 08	
"Sparks...	538				9 35	
Ar Reno...	540	9 45	2 17	7 38	7 47	10 00
Lv Reno (70)...	540	9 45	2 17	7 38	7 47	10 00
"Verdi Nevada...	551	c 10 02			10 17	
"Floriston, Cal....	561	c 10 18		8 33	8 46	11 10
Ar Truckee...	575	10 50		8 33	8 46	11 10
Lv Truckee...	575	10 50				11 49
"Norden (Sugar Bowl)...	591	c 11 26				
"Soda Springs...	592	c				
"Cisno...	603	c				
"Emigrant Gap...	611	c 12 07			12 33	
"Blue Canon...	616	c				
"Towlie...	625	c				
"Alta...	626	c				
"Dutch Flat...	628	c				
"Gold Run...	630	c 12 46				
"Colfax (71)...	640	1 16			11 01	
"New England Mills (Weimar)...	645	c				
"West Applegate...	648	c				
"Clipper Gap...	651	c				
"Bowman...	654	c 1 44				
"Auburn (R. R. St.) (71)...	658	1 54				
"Newcastle...	663	c 2 04				
"Penryn...	666	c				
"Loomis...	668	c 2 16				
"Rocklin...	672	c 2 23				
"Roseville...	676	2 45				
Ar Sacramento...	693	3 20	6 42	12 32	1 00	4 05
Lv Sacramento...	0	7 00	7 00	7 45	7 00	
Ar Stockton...	48	8 19	8 19	8 56	8 19	
Ar Fresno...	170	11 25	11 25	11 50	11 25	
Ar Bakersfield...	278	1 34	1 34	2 10	1 34	
Ar Los Angeles (Un. Sta.)...	447	6 30	6 30	7 50	6 30	
Lv Sacramento...	693	3 40	6 48	12 37	1 30	
"Davis...	707	c 3 56			1 46	
"Dixon...	715	c 4 05				
"Suisun-Fairfield...	733	c 4 24		1 17	2 16	
"Martinez (To Benicia)...	751	4 47		1 38		
"Crockett (To Vallejo)...	756	5 02		1 49	2 50	
"Richmond...	770	5 26		2 10	3 16	
"Berkeley...	776	5 40	8 21	2 24	3 35	
Ar Oakland (16th St.)...	780	5 50	8 31	2 35	3 50	
Ar Oakland Pier...	782	6 00	8 40	2 45	4 00	
Lv Oakland Pier Ferry...	782	6 15	8 55	3 00	4 30	
Ar San Francisco (Mkt. St.)...	785	6 35	9 15	3 20	4 50	
TRAIN NUMBERS		23	101	27	21	25

Want Speed?

Ride the
Streamlined
"City of San Francisco"

40 hours to Chicago! Only
15 minutes more Westbound!

**EXTRA FINE EXTRA FAST
MODERATE EXTRA FARE**

All PM time in Dark faced figures.

P.T.—Pacific Standard Time.

M.T.—Mountain Standard Time.

C.T.—Central Standard Time.

▲—Air Mail dispatched.

■—To or from Weimar.

▲—Bus leaves and arrives O.G.L. Depot. Union Pacific Interstate tickets honored.

a—Stops on flag to entrain pay passengers for Ogden or beyond; also detrain from Reno or beyond.

c—Stops on flag to detrain pay passengers from Ogden or beyond.

f—Flag stop to entrain or detrain passengers.

g—Stops on flag to entrain pay passengers for Reno and beyond; also detrain from Ogden or beyond.

h—Stops on flag to entrain pay passengers for Ogden or beyond.

k—Stops on flag to entrain pay passengers for Ogden and beyond; also detrain from Sacramento and beyond.

m—Stops on flag to entrain pay passengers for Sacramento and beyond; also detrain from Ogden and beyond.

s—Between Battle Mountain and North Battle Mountain motor vehicles provided by S.P. for connection only with Train No. 24.

Want Scenery?

Ride the
Streamlined
"San Francisco Overland"

See the High Sierra by daylight,
the painted canyons of Utah and
Western Wyoming. Beautiful!
No Extra Fare!

EASTBOUND

Table 63		Passenger No. 26 Daily				
City of San Francisco	Gold Coast No. 24 Daily	City of San Francisco No. 102 Daily	Mail No. 22 Daily	Passenger No. 26 Daily	Passenger No. 27 Daily	
Lv Chicago (C.T.)... C. & N.W.	0	11 00	5 00	6 30	9 00	
Ar Ogden (M.T.)... Un. Pac.	1478	7 00	6 05	9 30	9 00	
Lv Salt Lake City... Un. Pac.	0	6 20		7 15		
Ar Ogden (M.T.)...	36	7 10		8 05		
Lv Salt Lake City... O.G.L.	0		▲1 30	▲8 00		
Ar Ogden (M.T.)...	37		▲2 30	▲7 00		
Lv Ogden, Ut. (M.T.)... S.P.▲	0	8 10	6 22	9 55	8 00	
Set watch back one hour						
"Promontory Point (P.T.)...	24	f				
"Lucin, Utah...	103	f 9 55				
"Tecoma, Nevada...	115	f				
"Montello...	121	10 28		11 22	9 36	
"Cobre...	138					
"Wells (69)...	176	12 08			11 10	
"Alazon...	180	12 15				
"Deeth...	194	12 35				
"Halleck...	206	12 50			12 23	
"Elko...	227	1 25		1 39	1 05	
"Carlin...	249	2 05	9 39	2 13	1 05	
"Palisade...	257	f 2 20				
"Beowawe...	275	f 2 42				
"Battle Mountain (s)...	307	f 3 26			2 10	
"Iron Point...	335	f 3 59				
"Golconda...	349	f 4 18				
"Weso...	362	f 4 33				
"Winnemucca (69)...	366	f 4 43	m 4 08		3 19	
"Mill City...	394	f 5 15				
"Imlay...	399	5 28	f 4 43		4 00	
"Loveloock...	439	6 18			4 47	
"Hazen (64)...	495	f 7 28			5 54	
"Fernley...	507	f			6 08	
"Sparks...	538				9 35	
Ar Reno...	540	9 45	2 17	7 38	7 47	10 00
Lv Reno (70)...	540	9 45	2 17	7 38	7 47	10 00
"Verdi Nevada...	551	c 10 02			10 17	
"Floriston, Cal....	561	c 10 18		8 33	8 46	11 10
Ar Truckee...	575	10 50		8 33	8 46	11 10
Lv Truckee...	575	10 50				11 49
"Norden (Sugar Bowl)...	591	c 11 26				
"Soda Springs...	592	c				
"Cisno...	603	c				
"Emigrant Gap...	611	c 12 07			12 33	
"Blue Canon...	616	c				
"Towlie...	625	c				
"Alta...	626	c				
"Dutch Flat...	628	c				
"Gold Run...	630	c 12 46				
"Colfax (71)...	640	1 16			11 01	
"New England Mills (Weimar)...	645	c				
"West Applegate...	648	c				
"Clipper Gap...	651	c				
"Bowman...	654	c 1 44				
"Auburn (R. R. St.) (71)...	658	1 54				
"Newcastle...	663	c 2 04				
"Penryn...	666	c				
"Loomis...	668	c 2 16				
"Rocklin...	672	c 2 23				
"Roseville...	676	2 45				
Ar Sacramento...	693	3 20	6 42	12 32	1 00	4 05
Lv Sacramento...	0	7 00	7 00	7 45	7 00	
Ar Stockton...	48	8 19	8 19	8 56	8 19	
Ar Fresno...	170	11 25	11 25	11 50	11 25	
Ar Bakersfield...	278	1 34	1 34	2 10	1 34	
Ar Los Angeles (Un. Sta.)...	447	6 30	6 30	7 50	6 30	
Lv Sacramento...	693	3 40	6 48	12 37	1 30	
"Davis...	707	c 3 56			1 46	
"Dixon...	715	c 4 05				
"Suisun-Fairfield...	733	c 4 24		1 17	2 16	
"Martinez (To Benicia)...	751	4 47		1 38		
"Crockett (To Vallejo)...	756	5 02		1 49	2 50	
"Richmond...	770	5 26		2 10	3 16	
"Berkeley...	776	5 40	8 21	2 24	3 35	
Ar Oakland (16th St.)...	780	5 50	8 31	2 35	3 50	
Ar Oakland Pier...	782	6 00	8 40	2 45	4 00	
Lv Oakland Pier Ferry...	782	6 15	8 55	3 00	4 30	
Ar San Francisco (Mkt. St.)...	785	6 35	9 15	3 20	4 50	
TRAIN NUMBERS		23	102	24	22	26

Table 63

Ride the
Streamlined
"City of San Francisco"

40 hours to Chicago! Only
15 minutes more Westbound!

**EXTRA FINE EXTRA FAST
MODERATE EXTRA FARE**

All PM time in Dark faced figures.

P.T.—Pacific Standard Time.

M.T.—Mountain Standard Time.

C.T.—Central Standard Time.

▲—Air Mail dispatched.

■—To or from Weimar.

▲—Bus leaves and arrives O.G.L. Depot. Union Pacific Interstate tickets honored.

a—Stops on flag to entrain pay passengers for Ogden or beyond; also detrain from Reno or beyond.

c—Stops on flag to detrain pay passengers from Ogden or beyond.

f—Flag stop to entrain or detrain passengers.

g—Stops on flag to entrain pay passengers for Reno and beyond; also detrain from Ogden or beyond.

h—Stops on flag to entrain pay passengers for Ogden or beyond.

k—Stops on flag to entrain pay passengers for Ogden and beyond; also detrain from Sacramento and beyond.

m—Stops on flag to entrain pay passengers for Sacramento and beyond; also detrain from Ogden and beyond.

s—Between Battle Mountain and North Battle Mountain motor vehicles provided by S.P. for connection only with Train No. 24.

Want Scenery?

Ride the
Streamlined
"San Francisco Overland"

See the High Sierra by daylight,
the painted canyons of Utah and
Western Wyoming. Beautiful!
No Extra Fare!

TIMES SHOWN BELOW ARE STANDARD TIME

OVERLAND ROUTE

MISCELLANEOUS SERVICE IN CALIFORNIA AND NEVADA

SAN FRANCISCO, SACRAMENTO, RENO, HAZEN, MINA, TRUCKEE, TAHOE CITY

26	24	28-606	Mis	(A) Table 64	605-21	23	27	
*9 00	*6 30	*11 00	0	Lv San Francisco (Mkt.St.)	Ar	4 50	6 35	3 20
9 35	7 00	11 30	4	Lv Oakland Pier. / Ferry	Ar	4 00	6 00	2 45
12 45	9 40	1 40	92	Lv Sacramento	Ar	1 00	3 20	12 32
5 15	1 58	5 32	209	Ar Truckee	Lv	8 46	10 50	8 33
			0	Lv Truckee (P.G.L.)	Ar			
			15	Ar Tahoe City	Lv			
7 05	3 20	6 39	244	Ar Reno	Lv	7 47	* 9 45	* 7 38
		11 00	244	Lv Reno	Ar	16 10		
		11 45	289	Ar Hazen	Lv	4 31		
		\$12	01	Lv Hazen (62, 63)	Ar	4 26		
			294	" Bango	"	7 15		
		7 15	317	" Churchill	"	7 14		
		2 02	329	" Wabuska	"	2 41		
		3 25	355	" Schurz	"	1 24		
		5 06	385	" Thorne (Hawthorne)	"	12 01		
		6 37	409	" Luning	"	10 55		
		\$ 7 05	418	Ar Mina (S.P.)	Lv	10 30		

(B) HAZEN AND FALLON

	608 Mixed		607 Mixed
7 45	Lv Hazen (62, 63)	Ar	12 25
8 25	Ar Fallon	Lv	11 45

Table 65 Pacific Greyhound Lines

SACRAMENTO, FOLSOM, PLACERVILLE, (Subject to Change. Consult Agent)

(Rail Tickets Honored between Sacramento and Placerville)

* 4 45	1 00	* 8 00	Lv Sacramento (P.G.L.Sta.)	Ar	7 45	11 25	4 30
5 20	1 35	8 35	" Folsom	"	7 10	10 45	3 50
5 50	2 10	9 10	" El Dorado	"	6 35	10 15	3 20
6 00	2 15	9 15	" Diamond Springs	"	6 30	10 10	3 15
6 15	2 30	9 30	Ar Placerville	Lv	6 15	* 9 55	3 00

(A) Table 66 OGDEN, SALT LAKE CITY Union Pacific—Daily

0	Lv Salt Lake City	5 05	5 30	6 20	8 50	5 30	6 00	7 15
36	Ar Ogden (M.T.)	6 05	6 20	7 10	9 35	6 25	6 50	8 05
0	Lv Ogden (M.T.)	7 00	7 15	7 55	5 10	6 25	8 50	9 05
36	Ar Salt Lake City	8 00	8 10	8 55	6 05	7 10	9 45	10 00

(B) OGDEN, HUNTINGTON, SPOKANE, PORTLAND Union Pacific Daily

29-11	33-17			12-30	18-34
Mo 7 20	Mo 6 50	Lv Ogden (M.T.)	U.P. Ar	7 30 Tu	8 30 Mo
Mo 10 45	Mo 10 10	Ar Pocatello	Lv	4 15 Tu	5 10 Mo
Mo 11 05	Mo 10 35	Lv Pocatello	Ar	3 40 Tu	4 45 Mo
Tu 12 08	Mo 11 48	Ar Minidoka	Lv	2 30 Tu	3 35 Mo
Tu 7 30	Mo 6 10	Lv Twin Falls	Lv	7 10 Mo	12 55 Mo
Tu 8 20	Mo 6 50	Ar Buhl	Lv	6 20 Mo	12 20 Mo
Tu 1 00	Mo 12 40	Ar Shoshone	Lv	1 30 Tu	2 40 Mo
Tu 3 59	Mo 3 45	Lv Boise	Lv	10 15 Mo	11 50 Mo
Tu 4 36	Mo 4 25	Lv Nampa	Lv	9 27 Mo	11 20 Mo
Tu 6 35	Mo 6 25	Ar Huntington (M.T.)	Lv	7 30 Mo	9 25 Mo
Tu 5 45	Mo 5 35	Lv Huntington (P.T.)	Ar	6 20 Mo	8 15 Mo
Tu 8 25	Mo 8 20	Lv La Grande	Lv	3 45 Mo	5 35 Mo
Tu 11 30	Mo 12 01	Ar Hinkle	Lv	12 20 Mo	2 05 Mo
	Tu 7 00	Ar Spokane	Lv		9 00 Su
Tu 4 00	Tu 6 00	Ar Portland	Lv	8 10 Mo	9 45 Su

(C) OGDEN, POCATELLO, BUTTE—Union Pacific

33 Daily	29 Daily			30 Daily	34 Daily
Su 6 50	Su 7 20	Lv Ogden (M.T.)	Ar	7 30 Mo	8 30 Su
Su 10 10	Mo 10 45	Ar Pocatello	Lv	4 15 Mo	5 10 Su
Su 12 25	Mo 1 05	Ar Idaho Falls	Lv	2 05 Mo	3 00 Su
	Mo 4 52	Ar Armstead	Lv	10 30 Su	
	Mo 7 45	Ar Butte	Lv	7 30 Su	

SAN FRANCISCO, SACRAMENTO, RENO, SUSANVILLE, ALTURAS, LAKEVIEW, KLAMATH FALLS

24 Daily	28 Daily	(A) Table 67	27 Daily	
6 30	11 00	Lv San Francisco (Mkt.St.)	Ar	3 20
7 00	11 30	" Oakland Pier. / Ferry	Ar	2 45
7 08	11 38	" Oakland (16th Street)	"	2 35
9 40	1 40	Lv Sacramento	Ar	12 32
3 20	6 39	Ar Reno	Lv	7 35
▲ 7 45		Lv Reno (S. P. Station)	Ar	11 20
10 01		" Susanville	"	9 25
11 25		" Ravendale	"	7 53
11 50		" Madeline	"	7 28
12 10		" Likely	"	7 08
12 35		Ar Alturas	Lv	6 40
1 15		Lv Alturas	Ar	6 10
1 45		" Canby	"	5 40
2 45		" Tule Lake	"	4 30
▲ 3 30		Ar Klamath Falls	Lv	▲ 3 45

(B) REDDING, ALTURAS, LAKEVIEW

Redding-Lakeview Stages (Rail Tickets Not Honored)

* 7 00	Lv Redding	Ar	1 40
8 00	Lv Montgomery Creek	Lv	12 50
8 45	Lv Burney	Lv	12 00
9 30	Lv Fall River Mills	Lv	11 30
9 45	Lv McArthur	Lv	10 55
10 15	Lv Nubieber	Lv	10 25
10 25	Lv Bieber	Lv	10 20
11 50	Ar Alturas	Lv	9 00
2 25	Ar Lakeview	Lv	* 7 00

(C) LAKEVIEW, KLAMATH FALLS

Red Ball Stage Line Rail Tickets Not Honored

6 30	12 30	Lv Lakeview	Ar	12 00	5 30
9 30	3 30	Ar Klamath Falls	Lv	* 9 00	2 30

(D) SUSANVILLE, WESTWOOD

Mt. Lassen Transit Co. (Bus) Rail Tickets Honored

* 7 00	Lv Susanville	Ar	4 15
7 35	Ar Westwood	Lv	* 3 40

Table 68 RENO, FALLON, ELY Hiskey Stages

(Rail Tickets Not Honored Beyond Fallon)

7:00	13 30	c 7 00	17 30	Lv Reno	Ar	8 30	4 00	10 30	6 00
8 30	5 00	8 30	9 00	Ar Fallon	Lv	7 00	2 30	e 9 00	4 30
			9 15	Lv Fallon	Ar		2 15		
			11 40	Ar Austin	Lv		11 50		
			1 45	Ar Eureka	Lv		9 50		
			3 50	Ar Ely	Lv		17 45		

All PM time in Dark faced figures.

*-Daily.

§-Daily except Monday.

†-Daily except Sunday.

‡-Saturday only.

‡-P.G.L. Depot.

§-One block from SP Station.

▲-P.G.L. Bus. (Rail tickets honored).

c-Sunday only.

d-Daily except Sundays and Holidays.

f-Flag stop to entrain or detain passengers.

P. T.-Pacific Standard Time.

M. T.-Mountain Standard Time.

(A) Table 69 WELLS, ELY Nevada Northern R. R. Stages

* 2 30	Lv Wells (62, 63)	Ar	11 00
3 50	Ar Currie	Lv	9 30
5 20	Ar McGill	Lv	8 15
6 00	Ar Ely	Lv	* 7 45

(B) BOISE, WINNEMUCCA STAGES

* 9 55	* 1 12	Lv Winnemucca (62, 63) (P.T.)	Ar	4 50	3 15
11 15	2 45	Ar McDermitt	Lv	3 20	1 50
2 37	5 45	Ar Jordan Valley (M.T.)	Lv	2 00	12 40
4 10	7 35	Ar Caldwell	Lv	11 40	11 05
4 35	8 00	Ar Nampa	Lv	11 15	10 40
5 15	8 40	Ar Boise (M.T.)	Lv	* 10 35	10 00

(C) TWIN FALLS, WELLS STAGE LINE

* 3 00	* 6 45	Lv Wells (P. T.) (62, 63)	Ar	11 45	10 30
6 45	10 30	Ar Twin Falls (M. T.)	Lv	* 10 30	* 9 00

Table 70 RENO, CARSON CITY, MINDEN, GARDNERVILLE, YERINGTON

Virginia-Truckee Transit Co. Bus (Rail Tickets Not Honored—Consult Agent)

* 3 15	* 9 30	Lv Reno (62, 63)	Ar	1 55	8 40
4 03	10 20	Ar Carson City	Lv	1 05	7 55
4 10	10 25	Lv Carson City	Ar	1 02	7 50
4 30	10 45	Lv Minden	Lv	12 35	7 30
4 34	10 49	Lv Gardnerville	Lv	* 12 30	7 25
5 47		Ar Yerington	Lv		* 6 30

(A) Table 71 AUBURN, COLFAX, NEVADA CITY NEVADA COUNTY BUS LINE (Daily)

(Rail Tickets Not Honored)

Lv Auburn (62, 63)	* 10 55	* 5 30	
Lv Colfax (62, 63)	* 2 10		
Ar Grass Valley	11 50	2 40	6 25
Ar Nevada City	12 10	3 00	6 45
Lv Nevada City	* 8 40	* 1 00	* 4 05
Lv Grass Valley	9 00	1 20	4 25
Ar Colfax (62, 63)		1 50	
Ar Auburn (62, 63)	9 55	5 20	

(B) MARYSVILLE, GRASS VALLEY, NEVADA COUNTY BUS LINE

2 00	Lv Marysville (89, 90)	Ar	1 55
3 10	Ar Grass Valley	Lv	12 45
3 25	Ar Nevada City	Lv	12 25

No Extra Fare On THROUGH STREAMLINED ST. LOUIS — KANSAS CITY DENVER PULLMAN and CHAIR CAR to San Francisco VIA THE STREAMLINED "San Francisco Overland"

TIMES SHOWN BELOW ARE STANDARD TIME

CONNECTIONS AT CHICAGO

OVERLAND ROUTE GOLDEN STATE ROUTE

SAN FRANCISCO—OGDEN—DENVER—KANSAS CITY—ST. LOUIS
OMAHA—CHICAGO—NEW YORK—ST. PAUL—MINNEAPOLIS

LOS ANGELES - SOUTHERN ARIZONA - EL PASO - KANSAS CITY
ST. LOUIS - CHICAGO - NEW YORK

Table 72										Table 73										
24 Daily	102 Daily	28 Daily	Mls.	23 Daily	101 Daily	27 Daily	40 Daily	44 Daily	4 Daily	3 Daily	39 Daily	43 Daily								
6 30	5 00	11 05	0	Lv San Francisco (Market St.)	S.P. Ar	6 35	9 15	3 20	Lv Los Angeles, Cal. (Union Station)	S.P. Ar	7 35	6 00	8 20							
7 08	5 37	11 38	6	Lv Oakland (16th St.)	" Ar	5 50	8 31	2 35	Lv Alhambra, Cal. (Pasadena)	" Ar	7 10	5 30	7 50							
9 40	7 25	1 40	92	Lv Sacramento (P.T.)	" Ar	3 20	6 42	12 32	Lv Palm Springs, Cal.	" Ar	4 41	2 18	4 35							
6 30	9 40	6 25	778	Ar Ogden, Ut. (M.T.)	" Ar	8 10	6 22	9 55	Lv Niland, Cal.	" Ar	3 15	11 55	1 40							
7 15	9 55	7 00	778	Lv Ogden, Ut. (M.T.)	UP Ar	7 00	6 05	9 30	Lv Brawley, Cal.	" Ar	↑	11 29	1 40							
12 15	1 15	11 00	354	Lv Green River, Wyo.	" Lv	3 00	2 50	5 40	Lv El Centro, Cal.	" Ar	↑	11 11	1 40							
3 20	1 15	1 40	1088	Lv Rawlins	" Lv	11 55	12 30	2 25	Lv Calexico, Cal.	" Ar	↑	10 35	1 40							
6 35	3 30	4 00	1205	Lv Laramie, Wyo.	" Lv	9 25	10 40	12 10	Ar Yuma, Ariz. (P.T.)	" Ar	2 10	8 40	12 05							
8 15	5 20	5 25	1262	Ar Cheyenne, Wyo.	" Lv	7 45	9 20	10 40	Lv Yuma, Ariz. (M.T.)	S.P. Ar	3 00	9 10	12 25							
		m	1262	Lv Cheyenne, Wyo.	" Ar	6 35	8 25	8 25	Lv Phoenix, Ariz.	" Ar	11 45	5 25	7 40							
	8 00	6 50	1368	Ar Denver, Colo.	" Ar	3 30	7 55	7 55	Lv Benson, Ariz.	" Ar	9 17	2 25	4 15							
	9 00	6 50	1368	Ar Denver, Colo.	" Ar	3 30	7 55	7 55	Lv Benson, Ariz.	" Ar	9 17	2 25	4 15							
	2 55	12 12	1705	Ar Ellis, Kan. (M.T.)	" Ar	7 30	2 09	3 00	Lv Bowie, Ariz.	" Ar	↑	3 00	10 45							
	4 05	1 21	1705	Lv Ellis, Kan. (C.T.)	" Ar	8 00	3 00	3 00	Lv Lordsburg, N. M.	" Ar	↑	11 35	1 05							
	8 55	5 55	1940	Lv Topeka	" Ar	1 42	10 37	10 37	Lv Deming, N. M.	" Ar	↑	11 35	1 05							
	10 30	7 15	2008	Ar Kansas City, Mo.	Wabash Ar	11 59	9 30	9 30	Ar Bisbee Junction, Ariz.	S.P. Ar	7 28	12 12	10 10							
	11 59	7 30	2008	Lv Kansas City, Mo.	Wabash Ar	9 00	9 00	9 00												
	7 35	12 29	2286	Ar St. Louis, Mo.	" Lv	4 00	4 00	4 00												
			778	Lv Ogden (M.T.)	DRGW Ar			9 35												
	3 50		1394	Lv Royal Gorge, Colo.	" Ar			1 33												
	10 36		1440	Lv Pueblo	" Ar			11 50												
	12 25		1485	Lv Colorado Springs	" Ar			10 45												
	1 32		1560	Ar Denver	" Lv			8 50												
	3 30		1262	Lv Cheyenne, Wyo.	Un.Pac. Ar	7 35	9 10	10 30												
	12 30	6 40	1487	Ar North Platte, Neb. (M.T.)	" Lv	3 05	5 45	6 05												
	1 40	10 48	1487	Lv North Platte, Neb. (C.T.)	" Ar	3 55	6 40	6 35												
	4 45	12 40	1 10	Lv Grand Island, Neb.	" Ar	1 20	4 55	4 22												
	7 50	2 50	3 35	Ar Omaha, Neb.	Un.Pac. Lv	10 25	2 55	1 45												
	8 30	3 00	4 00	Lv Omaha, Neb.	C.&N.W. Ar	9 45	2 45	1 15												
	7 30	11 00	1 30	Ar Chicago, Ill. (C.T.)	" Lv	10 30	7 00	4 00												
			2256	Lv Chicago (C.T.)	N.Y.C. Ar			11 15												
			1 00	Ar New York (E.T.)	" Lv			± 6 00												
			2256	Lv Chicago (C.T.)	Penna. Ar			10 00												
			11 25	Ar New York (E.T.)	" Lv			± 6 10												
			414	Lv Omaha, Neb. (C.T.)	Wabash Ar	7 55														
			6	Ar St. Louis, Mo.	" Lv	7 45														
			367	Lv Omaha, Neb.	C.&N.W. Ar	9 30		8 40												
			377	Ar St. Paul, Minn.	" Ar	10 10		12 10												
			377	Ar Minneapolis, Minn.	" Ar	9 25		11 40												
			6	Lv Omaha, Neb.	C.G.W. Ar	7 30														
			348	Ar St. Paul, Minn.	" Ar	8 45														
			358	Ar Minneapolis, Minn.	" Ar	8 10														

Table 74

PENNSYLVANIA RAILROAD

										Union Station									
54	62	2	70	c28	±58	±48	22	52		63	23	±49	±59	c29	1	71	55	53	
*11 20	9 15	6 00	8 21	*3 30	*3 40	*3 00	*11 30	*8 30	Lv Chicago (C.T.)	Ar	6 10	6 20	7 20	7 30	8 00	10 00	1 05	3 40	5 15
1 44	11 42	*8 40	7 08	5 51	6 07	5 28	2 00	11 07	Ar Fort Wayne	Lv	3 20	3 43	4 44	4 56	7 29	10 10	1 05	6 10	
8 48	7 20	2 54	2 13	12 22	12 41	12 11	9 20	7 15	Ar Pittsburgh (E.T.)	Lv	10 00	10 43	11 59	12 17	12 52	2 29	4 40	*11 00	
8 55		2 54	2 13	12 22	12 41	12 11	9 40		Ar Pittsburgh	Lv	8 22	10 43	11 59	12 17	12 52	2 29	4 20	7 55	
11 25		5 26	4 58	2 52	3 10	2 45	12 10		Ar Altoona	Lv	5 52	7 56	9 30	9 48	10 24	12 04	1 51	5 20	
1 49		8 00	7 20	5 13	5 31	5 06	2 53		Ar Harrisburg	Lv	3 34	5 08	7 09	7 25	8 01	9 42	11 18	2 54	
4 20		10 40			7 47	6 15			Ar Baltimore	Lv	1 06					6 52	8 17	10 30	
5 10		11 35			8 35	7 15			Ar Washington	Lv	±12 20		*4 30			6 05	7 30	9 40	
1 56		8 07	7 27	5 13		5 06	2 53		Lv Harrisburg	Ar		5 08	7 09		8 01	9 30	11 06	2 54	
3 44		9 53	9 16	6 59		6 51	4 45		Ar Philadelphia (North)	Lv		3 20	5 26		6 21	7 44	9 19	1 09	
			9 46			7 19	5 25		Ar Trenton	Lv		2 50	4 57			7 12	8 51		
						8 04	6 15		Ar Newark	Lv		2 05	4 14		*5 14	6 25	8 05	11 50	
5 03		11 09	10 30	8 10		8 20	6 30		Ar New York (E.T.)	Lv		*1 50	*4 00		*5 00	*6 10	*7 50	*11 35	

NEW YORK CENTRAL SYSTEM

										La Salle St. Station										
90	22	c26	c68	±2	c66	8	±28	6	46	±1	c65	±27	c67	c25	17	19	59	35		
*10 45	6 30	*3 30	*3 00	*3 05	*3 05	*2 30	*2 00	*11 30	*9 30	Lv Chicago (C.T.)	Ar	7 00	7 00	7 20	7 30	8 00	11 15	11 30	3 00	5 15
5 35				9 45					6 50	Ar Cleveland (E.T.)	Lv						5 25	9 45	11 05	
9 40	4 50					1 30	11 38	10 40	9 55	Ar Buffalo	Lv		11 10	11 36		2 10	1 54	6 19	7 00	
12 37	6 27					4 01		1 28	12 50	Ar Syracuse	Lv	8 32	8 32	9 06		11 39	11 16		4 05	
3 22	10 00					6 28			3 35	Ar Albany	Lv	5 52	5 52			9 00	8 37		1 05	
6 30	1 00	8 30	8 00	8 50	8 50	9 30		6 50		Ar New York (E.T.)	Lv	*3 00	*3 00		*4 30	*5 00	*6 00	*5 15	*10 10	
8 00	3 25						9 30		9 10	Ar Boston (B.&A.)	Lv			*2 00		*2 30	*2 31		*6 45	

All PM time in Dark faced figures.

*-Daily.

E.T.-Eastern Standard Time.

C.T.-Central Standard Time.

M.T.-Mountain Standard Time.

P.T.-Pacific Standard Time.

△-Sleeping cars.

◆-Reserved seat coaches.—Special service charge.

±-Through sleeper operates on alternate days. See consist.

■-Service charge.

†-Pullman and reserve seat coaches.

‡-Daily except Saturday.

b-On Saturdays leave New York 10:00 PM.

c-Pullman cars only.

d-Stops to detain pay passengers from Phoenix for beyond, also

entrain for Alhambra or beyond.

f-Flag stop to entrain or detrain passengers.

h-Stops on flag to entrain pay passengers for Phoenix or beyond,

also detrain from Alhambra or beyond.

j-Via Borie. Lv. Ogden U.P. No. 35 at 7:10 PM.

k-Via Borie. Lv. Kansas City U.P. No. 37 at 11:59 PM.

m-Via Borie. Lv. Ogden U.P. No. 10 at 6:50 AM.

p-Via Borie. Lv. Kansas City U.P. No. 9 at 9:30 PM.

TIMES SHOWN BELOW ARE STANDARD TIME CONNECTIONS AT CHICAGO

Table 75

(A) BALTIMORE & OHIO R. R.														
CHICAGO, WASHINGTON, NEW YORK														
Grand Central Station #														
8	26-6	6	10					27-9	5	5-25	7			
*10 10	*4 00	*3 45	*11 00	Lv Chicago (C.T.)	Ar	6 30	7 00	7 20	2 15					
5 20	11 08	10 55	7 20	Lv Akron (E.T.)	Lv	11 50		1 50	8 40					
6 20	12 03	11 50	8 25	Lv Youngstown	Lv	10 30		12 50	7 37					
7 53	1 33	1 18	10 03	Lv Pittsburgh (E.T.)	Lv	8 55	11 10	11 30	6 10					
3 30	8 20	8 10	6 20	Lv Washington	Lv	1 15	4 30	4 40	10 55					
4 38	9 23	9 23	8 08	Lv Baltimore	Lv	11 38	3 13	3 13	9 32					
6 30	11 16	11 16	9 57	Lv Philadelphia	Lv	10 10	1 30	1 30	7 47					
8 30	1 15	1 15	11 55	Lv New York (E.T.) (Liberty St.)	Lv	* 7 45	*11 00	*11 00	* 5 20					
(B) PENNSYLVANIA RAILROAD														
CHICAGO-CINCINNATI														
Union Station														
200	208	216					215	207	201					
*11 00	* 2 30	* 9 30	Lv Chicago (C.T.)	Ar	1 40	8 40	6 45							
1 05	4 35	11 25	Lv Logansport	Lv	11 25	6 20	4 10							
4 05	7 00	2 10	Lv Richmond	Lv	9 14	3 57	1 10							
7 25	9 45	5 00	Lv Cincinnati (E.T.)	Lv	* 8 30	* 3 20	*11 55							
CHICAGO-LOUISVILLE														
306	308	316	6304					315	6303	307	305			
*11 10	* 3 20	* 9 45	6 9 20	Lv Chicago (C.T.)	Ar	2 00	6 00	7 30	7 00					
3 20	7 05	1 25	12 57	Lv Indianapolis	Lv	10 15	2 10	3 45	2 20					
6 15	9 30	4 15	3 05	Lv Louisville (C.T.)	Lv	* 8 00	*11 55	* 1 20	*11 30					
PENN. R. R. — N. & W. RY.														
CHICAGO-CINCINNATI-NORFOLK														
Union Station														
200-26	208-4					25-201	3-215							
*11 00	* 2 30	Lv Chicago (C.T.)	Ar	6 45	1 40									
7 25	9 55	Lv Cincinnati (E.T.)	Lv	11 55	8 30									
11 40	5 30	Lv Norfolk (E.T.)	Lv	* 7 15	* 1 45									
(C) NEW YORK CENTRAL SYSTEM														
CHICAGO-INDIANAPOLIS-CINCINNATI														
410	438	44	406	416					43	415	419	405	443	437
11 30	4 20	*4 30	*1 00	*9 45	Lv Chicago (C.T.)	Lv	1 00	2 50	4 55	8 35	5 00	6 50		
12 55	10 45	5 35	2 15	10 45	Lv Kankakee	Lv	11 50	1 35	3 40	7 25	3 35	5 35		
2 25	12 30	6 50	3 40	10 25	Lv Lafayette	Lv	10 32	11 59	1 47	5 63	1 40	3 45		
3 50	2 00	8 00	5 05	1 47	Lv Indianapolis	Lv	9 30	10 45	*12 30	4 40	12 05	1 55		
	2 58		5 55	2 37	Lv Shelbyville	Lv		9 52		3 51	11 06	12 58		
	5 25	3 30		6 30	Lv Greensburg	Lv		9 30		3 30	10 40	12 30		
	8 00	6 00	11 00	8 55	Lv Cincinnati (E.T.)	Lv	* 8 30	* 9 10		* 3 20	*10 10	*11 55		
CHICAGO, DETROIT, TORONTO, MONTREAL														
Central Station (M.C.-Can. Pac.)														
316-38	358-20	376-22					5-315	15-39	21-31					
*11 59	* 7 35	* 8 30	Lv Chicago (C.T.)	Ar	6 45	8 15	8 50							
7 35	3 00	2 45	Lv Detroit (E.T.)	Lv	11 40	3 20	4 45							
9 10	3 35	4 00	Lv Windsor, Ont.(C.P.)	Lv	11 15	2 55	8 05							
3 05	8 50	10 00	Lv Toronto (C.P.)	Lv	5 40	10 00	8 00							
10 15	5 45	6 55	Lv Montreal (C.P.) (C.N.)	Lv	* 9 15	* 3 30	*10 15							
CHICAGO-DETROIT														
358	30	8	44	376					39	17	375	355	31	
*7 35	*4 15	*2 30	*9 40	*8 30	Lv Chicago (C.T.)	Ar	8 15	11 05	12 55	4 40	8 50			
11 40	7 43	6 02	1 37	12 01	Lv Kalamazoo (E.T.)	Lv	6 07	9 35	11 07	2 50	7 15			
12 12	8 08	6 22	2 04	12 30	Lv Battle Creek	Lv	5 35	9 09	10 42	2 24	6 45			
1 20	8 54	7 14	3 10	1 15	Lv Jackson	Lv	4 45	8 22	9 53	1 37	6 06			
2 05	9 33	7 54	3 55	1 58	Lv Ann Arbor	Lv		7 41	9 13	12 56	5 28			
3 00	10 15	8 40	4 50	2 45	Lv Detroit	Lv	*3 20	* 7 00	*8 30	*12 15	*4 45			
(D) N.Y.C.—CHESAPEAKE & OHIO LINES														
CHICAGO-CINCINNATI-WASHINGTON-NORFOLK														
Central Station														
4	6	2					5	1	3					
* 1 00	*11 30	* 9 45	Lv Chicago (C.T.)	Ar	12 30	3 00	8 35							
	4 33		Lv Toledo	Lv	8 45									
5 05		1 50	Lv Indianapolis	Lv		10 55	4 40							
9 05		5 40	Lv Cincinnati (E.T.)	Lv		9 10	3 20							
2 15	2 15	8 25	Lv Washington	Lv	10 25	6 01	10 55							
2 15	2 15	8 30	Lv Richmond	Lv	10 40	5 25	10 45							
5 35	5 35	11 55	Lv Norfolk (E.T.)	Lv	* 7 30	* 2 00	* 6 50							

(E) GRAND TRUNK-CANADIAN NATIONAL RYS. O														
CHICAGO, TORONTO, MONTREAL														
Union Station														
6	14	20-16					5	15	17					
*11 00	* 8 00	* 9 40	Lv Chicago (C.T.)	Ar	7 00	8 00	8 20							
2 12	7 48	9 23	Lv Hamilton (E.T.)	Lv	7 05	10 58	9 32							
3 25	8 55	10 05	Lv Toronto	Lv	6 00	10 00	8 30							
10 15	5 45	7 30	Lv Montreal (E.T.)	Lv	*9 15	*13 30	*11 00							
CHICAGO-DETROIT														
6	14	20					17	5						
*11 00	* 8 00	* 9 40	Lv Chicago (C.T.)	Ar	8 20	7 00								
1 15	10 00	11 40	Lv South Bend	Lv	6 15	4 35								
2 50	11 22	1 13	Lv Battle Creek	Lv	4 35	2 40								
5 05	1 30	3 08	Lv Lansing (E.T.)	Lv	4 28	2 30								
6 00	* 2 08	3 55	Lv Durand	Lv	3 40	1 40								
7 50	* 7 35	6 00	Lv Detroit (E.T.)	Lv	*1 40	*11 30								
(F) ERIE R. R.														
CHICAGO-NEW YORK														
Dearborn Station														
8	2	6					1	5	7					
*10 10	* 5 00	* 9 25	Lv Chicago (C.T.)	Ar	6 55	3 55	12 25							
12 43	7 44	11 51	Lv Huntington	Lv	4 09	1 25	9 26							
6 35	2 16	4 52	Lv Akron (E.T.)	Lv	12 14	10 27	4 50							
7 50	3 39	6 01	Lv Youngstown	Lv	10 46	9 17	3 12							
5 07	12 31	2 15	Lv Binghamton	Lv	2 01	12 46	5 36							
10 55	6 30	7 55	Lv New York (E.T.)	Lv	* 7 45	* 6 50	*10 20							
(G) GULF MOBILE & OHIO R. R.														
CHICAGO-ST. LOUIS														
Union Station														
7	505	5	3	1	19					2	4	6	18	8
11 25	6 55	15 00	*4 50	11 45	*8 25	Lv Chicago (C.T.)	Ar	2 08	5 15	9 00	9 40	7 00		
12 15	7 48	6 03	12 15	12 25	9 05	Lv Joliet	Lv	1 19	4 27	8 06	8 50	6 00		
2 20	9 35	8 10	6 57	1 53	10 41	Lv Bloomington	Lv	11 51	2 55	6 00	7 23	3 55		
4 05	10 55	9 30	7 59	2 53	11 45	Lv Springfield	Lv	10 48	1 54	4 20	6 21	2 20		
6 08	12 14	10 59	9 07	4 03	12 55	Lv Alton	Lv	9 38	12 37	2 44	5 10	12 38		
7 08	1 15	11 55	10 00	4 55	1 45	Lv St. Louis (C.T.)	Lv	*8 58	*11 55	*2 00	*4 30	*11 45		
(H) ILLINOIS CENTRAL R. R. *														
CHICAGO-ST. LOUIS														
Union Station														
17	21	19					22	20	18					
*11 50	* 4 45	*10 30	Lv Chicago (C.T.)	Ar	2 30	10 15	7 00							
4 35	8 10	1 40	Lv Springfield	Lv	11 10	6 50	2 25							
7 15	10 15	4 00	Lv St. Louis (C.T.)	Lv	* 9 00	* 4 45	*11 50							
(I) WABASH RY. O														
CHICAGO-ST. LOUIS														
Union Station														
17	21	11					24	10	18					
*11 20	* 4 35	*11 00	Lv Chicago (C.T.)	Ar	2 05	5 40	6 50							
3 13	7 30	1 59	Lv Decatur	Lv	11 10	2 22	2 40							
6 55	10 00	4 35	Lv St. Louis (C.T.)	Lv	* 8 55	*12 00	*11 30							
(J) NICKEL PLATE—D. L. & W.														
CHICAGO, CLEVELAND, NEW YORK														
La Salle Street Station														
6	8					5	7							
*10 40	* 9 20	Lv Chicago (C.T.)	Ar	6 35	2 40									
11 18	10 14	Lv Hammond	Lv	5 22	1 52									
1 46	12 30	Lv Fort Wayne	Lv	2 35	11 09									
7 00	5 30	Lv Cleveland (E. T.)	Lv	10 55	8 05									
11 40	9 35	Lv Buffalo	Lv	6 30	4 20									
4 55	6 55	Lv New York DL&W (E.T.)	Lv	* 9 15	* 7 00									
(K) CHICAGO & EASTERN ILLINOIS RAILROAD O														
CHICAGO-EVANSVILLE														
Union Station														
5	3	*17	*7	69					*8	4	b10	2	6	
*11 05	* 8 05	* 4 30	* 4 00	9 10	Lv Chicago (C.T.)	Ar	8 55	2 00	5 25	9 05	5 30			
1 20	10 21	6 35	6 04	11 13	Lv Danville	Lv	6 35	11 10	3 05	6 35	2 50			
2 36	11 53	7 42	7 09	12 24	Lv Terre Haute	Lv	5 26	9 51	2 00	5 25	1 25			
5 30	2 00	10 00	9 20	2 40	Lv Evansville (C.T.)	Lv	* 3 25	* 7 30	*11 55	* 3 00	*10 40			
(L) C. I. & L. (MONON) O														
CHICAGO, INDIANAPOLIS, LOUISVILLE														
Union Station														
15	5	11					12	6	14					
* 5 15	* 1 00	* 8 15	Lv Chicago	Ar	10 35	3 40	8 10							
9 10		12 20	Lv Indianapolis	Lv	* 6 30									
	9 00		Lv Louisville	Lv		* 8 00								

Union Station. Canal, Adams & Jackson Sts. (Phone Franklin 2-6700)
 La Salle Street Station. La Salle & Van Buren Sts. (Phone Wabash 2-4200)
 Central Station. 135 East 11th Place (Phone Wabash 2-4811)
 Grand Central Station. Harrison & Wells Sts. (Phone Harrison 7-0815)
 Dearborn Station. Dearborn & Polk Sts. (Phone Harrison 7-7500)
 C.&N.W. Passenger Station. Madison, Canal and Clinton Sts. (Phone Dearborn 2-3850)

STOPPING AT CHICAGO?
 Passengers holding through tickets and wishing to visit in Chicago and having three hours or more between trains, may on arrival in Chicago, deliver their hand baggage to Parlee Company's Agent and secure claim check for it. The baggage will be transferred to parcel room of the station from which departure will be made and should be claimed on presentation of claim check.
 Charges for this service, on presentation of transfer coupon, are only 15¢ for each piece, which includes parcel room fee for first 24 hours.
 (E.T.)—Eastern Standard Time.
 b—Service charge, (operates every third day).
 c—All Pullman Train.
 d—Daily except Sat. and Sun.
 h—Stops to pick up pay passengers for Springfield and beyond.

All PM time in Dark faced figures.
 (C.T.)—Central Standard Time.
 *—Daily. §—Sundays only.
 •—All seats reserved in advance.
 †—Central Station.
 ‡—Daily except Sunday.
 †—Reserved seat coaches only. Special service charge.
 ‡—Windsor Station.

Southern Pacific



How to see TWICE AS MUCH

Shown on this map are Southern Pacific's four scenic routes across America—the Overland, Golden State, Sunset and Shasta Routes. By going on one of these routes and returning on another, you see *TWICE AS MUCH* of America. All of these routes are served by fine, new S.P. streamliners.

Southern Pacific Lines AND CONNECTIONS

- Southern Pacific Lines (Except when otherwise noted)
- Lines with through trains or car service in connection with Southern Pacific Lines
- Southern Pacific General Agency
- Motor Bus Lines
- Steamship Lines



TIMES SHOWN BELOW ARE STANDARD TIME

SHASTA ROUTE • SOUTHBOUND

SEATTLE - TACOMA - SPOKANE - PORTLAND - SACRAMENTO - SAN FRANCISCO - FRESNO - BAKERSFIELD - LOS ANGELES

Table 76		Shasta Daylight (Streamlined) No. 9 Daily Example		Cascade (Streamlined) No. 11 Daily Example		Klamath No. 19 Daily Example		Rogue River No. 329 Coos Bay No. 334 Daily Example	
Lv Vancouver, B. C.	G.N.	6 15	Sa	8 10	Su	12 30	Su	8 10	Su
Ar Seattle	"	10 10	Sa	12 05	Su	4 25	Su	12 05	Su
Lv Seattle (Union Sta.)	U.P.	11 15	Sa			4 45	Su		
Lv Seattle (King St.)	G.N.-N.P.			12 30	Su			12 30	Su
Lv Tacoma	"	1 15	Su	1 25	Su	5 52	Su	1 25	Su
Ar Portland	G.N.-N.P.-U.P.	6 45	Su	4 30	Su	9 15	Su	4 30	Su
Lv Spokane	U.P.	9 00	Sa	9 00	Sa				
Ar Portland	"	6 30	Su	6 00	Su				
Lv Spokane (N. P.)	S.P.&S.	9 10	Sa	7 15	Su	7 15	Su	7 15	Su
Lv Spokane (G.N.)	S.P.&S.	9 45	Sa						12 06
Ar Portland	S.P.&S.	7 00	Su	4 25	Su	4 25	Su	4 25	Su
Lv Portland	S.P.	7 45	Su	4 45	Su	10 10	Su	7 00	Su
Lv Salem	"	9 00	Su	6 03	Su	12 09	Mo	9 06	Su
Lv Albany	"	9 29	Su	6 35	Su	12 55	Mo	10 29	Su
Ar Eugene	"	10 10	Su	7 18	Su	1 50	Mo	11 27	Su
Lv Eugene	"							11 50	Su
Lv Grants Pass	"							7 12	Mo
Lv Medford	"							8 35	Mo
Ar Ashland	"							9 10	Mo
Lv Eugene No. 334	"							12 20	Mo
Ar North Bend No. 334	"							5 45	Mo
Ar Coos Bay No. 334	"							6 10	Mo
Lv Eugene	"	10 13	Su	7 23	Su	2 10	Mo		
Lv Klamath Falls	"	2 23	Su	11 40	Su	8 30	Mo		
Ar Dunsmuir	"	4 50	Su	2 20	Mo	11 40	Mo		
Lv Grants Pass	"	11▲55	Su						
Lv Medford	"	12▲60	Su						
Lv Ashland	"	1▲18	Su						
Ar Dunsmuir	"	4▲30	Su						
Lv Dunsmuir	"	5 00	Su	2 30	Mo	12 10	Mo		
Lv Redding	"	6 30	Su	4 07	Mo	2 15	Mo		
Ar Gerber	"	7 15	Su	4 55	Mo	3 30	Mo		
Ar Davis	"	9 02	Su	6 42	Mo	6 37	Mo		
Lv Davis (S. P. Depot)	"	▲9 15	Su	▲7 00	Mo	▲7 00	Mo		
Ar Sacramento (S. P. Depot)	"	▲9 45	Su	▲7 25	Mo	▲7 30	Mo		
Lv Gerber No. 201	"					3 45	Mo		
Lv Chico	"					4 30	Mo		
Lv Marysville	"					5 46	Mo		
Ar Sacramento No. 201	"					7 10	Mo		
Lv Sacramento No. 60	"					7 45	Mo		
Ar Stockton	"					8 56	Mo		
Ar Fresno	"					11 50	Mo		
Ar Bakersfield	"					2 10	Tu		
Ar Los Angeles No. 60	"					7 50	Tu		
Lv Sacramento	"								
Lv Davis	"	9 04	Su	6 47	Mo	6 42	Mo		
Ar Martinez	"	9 48	Su	7 32	Mo	7 33	Mo		
Lv Martinez	"	10 00	Su	7 53	Mo	10 00	Mo		
Ar Fresno	"	2 15	Mo	11 25	Mo	2 15	Tu		
Ar Bakersfield	"	4 50	Mo	1 34	Mo	4 50	Tu		
Ar Los Angeles	"	10 45	Mo	6 30	Mo	10 45	Tu		
Ar Berkeley	"	10 24	Su	8 13	Mo	8 24	Mo		
Ar Oakland (16th St.)	"	10 33	Su	8 24	Mo	8 35	Mo		
Ar Oakland Pier } Ferry	"	10 43	Su	8 35	Mo	8 45	Mo		
Ar San Francisco } Market St.	"	11 15	Su	9 15	Mo	9 20	Mo		

BY NIGHT RIDE THE

All-Streamlined Cascade

Now, between San Francisco and Portland, it's just a smooth, overnight jaunt. Only 16½ hours! Leave either city after business hours and be in the other after breakfast—in Seattle by early afternoon. Your choice of private rooms or reclining chair car seats.

TRAIN 19 KLAMATH

Standard Sleepers: ★Portland to San Francisco. (10 Sec., 1 DR., 2 Compts.) Car 190.
 ★Portland to San Francisco. (12 Sec., 1 DR.,) Car 191.
 Chair Cars: ★Portland to San Francisco. Pillow service available at nominal charge.
 News Agent Car: ★Portland to San Francisco.
 Diner: ★(Serving Coffee Shop type meals.) (Dinner not served from Portland.) ★Portland to San Francisco.
 Tickets Honored: All classes.

**TRAIN 329 ROGUE RIVER
TRAIN 334 COOS BAY**

Standard Sleeper: ★Portland to Ashland. (10 Sec., 1 DR., 2 Compts.) Car 323.
 Snack Lounge: ★Portland to Ashland. Minimum meal service.
 Chair Cars: ★Portland to Ashland. Pillow service available at nominal charge.
 Coaches: Eugene to Coos Bay.
 Tickets Honored: All classes.

**TRAIN 201
Gerber, Marysville, Sacramento**

Coaches: ★Gerber to Sacramento.

NOTE A—SPECIAL SERVICE CHARGE

The Service Charge is \$1.00 (plus Federal Tax) for each chair car seat occupied by adult, or child of any age, between Portland and San Francisco; proportionate charges to and from Intermediate points. (Tickets sold in advance will not be redeemable unless space reserved is released for resale and reservation or ticket numbers erased from diagram not later than the day before departure of train. Tickets sold on day of departure will not be redeemable unless space reserved is released at least three (3) hours prior to departure of train.)

PASSENGERS USE FERRY STEAMER FROM OAKLAND PIER TO SAN FRANCISCO

TRAIN 9 STREAMLINER SHASTA DAYLIGHT
 Streamlined Air-Conditioned Train. Please reserve seats in advance. Special service charge applicable in chair cars—See Note A. Passenger Agent and Porter Service. Radio.
 Parlor-Observation Car: ★Portland to San Francisco. (Railroad owned.) Car 8-99.
 Chair Cars: ★Portland to San Francisco. Cars 90 to 98 incl. and 100.
 Tavern Refreshment Car: ★Portland to San Francisco.
 Diner: ★Portland to San Francisco.
 Coffee Shop Car: ★Portland to San Francisco.
 Tickets Honored: Ask Agents.

TRAIN 11 STREAMLINER CASCADE
 Full Lounge Car: ★Portland to San Francisco.
 Standard Sleepers: ★Seattle to San Francisco (on N. P. No 408 to Portland.) (22 Rmts.) Car 112. (6 BR., 10 Rmts.) Cars 113-114. (4 Compts., 4 BR., 2 DR.) Car 115.
 ★Portland to San Francisco.
 (6 BR., 10 Rmts.) Cars 111-116. (12 BR.,) Car 117. (22 Rmts.) Car 118.
 Chair Cars: ★Portland to San Francisco. Cars 12-13. Please reserve seats in advance. Special service charge applicable in chair cars—See Note A. Pillow service available at nominal charge.
 Dining Car: ★Portland to San Francisco. (Dinner served from Portland.)
 Tickets Honored: Ask Agents.

All PM time in Dark faced figures.
 ★—Regularly assigned cars are air-conditioned.
 ▲—Pacific Greyhound Bus. (Rail tickets honored.)
 ●—P.G.L. Depot.
 ■—S. P. Depot.

TIMES SHOWN BELOW ARE STANDARD TIME

SHASTA ROUTE • NORTHBOUND

SAN FRANCISCO - SACRAMENTO - LOS ANGELES - BAKERSFIELD - FRESNO - PORTLAND - SPOKANE - TACOMA - SEATTLE

Table 77		Shasta Daylight (Streamlined) No. 10 Daily Example		Cascade (Streamlined) No. 12 Daily Example		Klamath No. 20 Daily Example		Coos Bay No. 333 Rogue River No. 330 Daily Example		Trains No. 224-202 Daily Example	
Lv San Francisco	Market St. S.P.	7 45	Su	5 00	Su	7 30	Su			6 20	Mo
Lv Oakland Pier	Ferry	8 15	Su	5 35	Su	8 00	Su			6 45	Mo
Lv Oakland (16th St.)		8 22	Su	5 43	Su	8 09	Su			6 51	Mo
Lv Berkeley		8 29	Su	5 51	Su	8 18	Su			6 58	Mo
Lv Los Angeles		4 40	Sa	6 20	Su	6 20	Su				
Lv Bakersfield		10 30	Sa	11 13	Su	11 13	Su				
Lv Fresno		1 15	Su	1 17	Su	1 17	Su				
Ar Martinez		6 5 15	Su	4 38	Su	4 38	Su				
Lv Martinez		9 05	Su	6 35	Su	9 08	Su			7 37	Mo
Ar Davis		9 49	Su	7 20	Su	10 05	Su			8 30	Mo
Ar Sacramento										8 50	Mo
Lv Los Angeles						6 20	Su			6 30	Su
Lv Bakersfield						11 13	Su			12 10	Mo
Lv Fresno						1 17	Su			3 00	Mo
Lv Stockton						4 05	Su			6 05	Mo
Ar Sacramento						5 20	Su			7 30	Mo
Lv Sacramento No. 202										9 05	Mo
Lv Marysville										10 40	Mo
Lv Chico										12 04	Mo
Ar Gerber No. 202										1 00	Mo
Lv Sacramento (S. P. Depot)		▲ 9 10	Su	▲ 6 20	Su	▲ 8 20	Su				
Ar Davis (S. P. Depot)		▲ 9 40	Su	▲ 6 45	Su	▲ 8 50	Su				
Lv Davis		9 52	Su	7 25	Su	10 35	Su				
Lv Gerber		11 40	Su	9 20	Su	2 05	Mo				
Lv Redding		12 26	Su	10 06	Su	3 40	Mo				
Ar Dunsmuir		1 56	Su	11 40	Su	5 55	Mo				
Lv Dunsmuir		2 ▲ 15	Su	1 ▲ 56	Mo						
Ar Ashland		5 ▲ 18	Su	4 ▲ 23	Mo						
Ar Medford		5 ▲ 51	Su	4 ▲ 50	Mo						
Ar Grants Pass		6 ▲ 50	Su	5 ▲ 54	Mo						
Lv Coos Bay No. 333								6 40	Su		
Lv North Bend								7 00	Su		
Ar Eugene No. 333								11 40	Su		
Lv Ashland								6 00	Su		
Lv Medford								6 38	Su		
Lv Grants Pass								7 43	Su		
Ar Eugene								2 37	Mo		
Lv Dunsmuir		2 06	Su	11 50	Su	6 20	Mo				
Ar Klamath Falls		4 31	Su	2 25	Mo	10 00	Mo				
Ar Eugene		8 39	Su	6 42	Mo	4 30	Mo				
Lv Eugene		8 42	Su	6 49	Mo	4 45	Mo	3 00	Mo		
Ar Albany		8 45	Su	7 35	Mo	5 53	Mo	4 30	Mo		
Ar Salem		9 55	Su	8 06	Mo	6 50	Mo	4 25	Mo		
Ar Portland	S.P.	11 15	Su	9 30	Mo	8 45	Mo	7 25	Mo		
Lv Portland	G.N.-N.P.-U.P.	11 45	Su	10 00	Mo	11 45	Mo	8 00	Mo		
Ar Tacoma		5 00	Mo	1 01	Mo	5 00	Tu	11 01	Mo		
Ar Seattle (King St.)	G.N.-N.P.			2 00	Mo						
Ar Seattle (Union Sta.)	U.P.	6 45	Mo			6 45	Tu	11 59	Mo		
Lv Portland	S.P.&S.			3 00	Mo			9 45	Mo	9 30	Mo
Ar Spokane	(N.P.) S.P.&S.							8 10	Mo	7 40	Tu
Ar Spokane	(G.N.) S.P.&S.			16 35	Mo					6 35	Tu
Lv Portland	U.P.					10 00	Mo				
Ar Spokane						7 00	Tu				
Lv Seattle	G.N.	7 45	Mo	6 00	Mo	7 45	Tu	1 30	Mo		
Ar Vancouver, B. C.		11 40	Mo	9 55	Mo	11 40	Tu	5 25	Mo		

BY DAY RIDE THE

Shasta Daylight

Between San Francisco and Portland over the spectacular Shasta Route any time—it's beautiful! Low Fare. Reserved reclining chair car seats. Wonderful dining, coffee shop and tavern car. See a showcase of Northwestern scenic beauty.

TRAIN 20 KLAMATH

Standard Sleepers: ★San Francisco to Portland. (12 Sec., 1 DR.) Car 206.
★San Francisco to Portland. (10 Sec., 1 DR., 2 Compts.) Car 207.

Chair Cars: ★San Francisco to Portland. Pillow service available at nominal charge.

News Agent Car: ★San Francisco to Portland.

Diner: ★(Serving Coffee Shop type meals.)

★San Francisco to Portland. Dinner not served from San Francisco.

Tickets Honored: All classes.

TRAIN 330 ROGUE RIVER TRAIN 333 COOS BAY

Standard Sleeper: ★Ashland to Portland. (10 Sec., 1 DR., 2 Compts.) Car 333. Request Pullman space from Agent Medford.

Snack Lounge: ★Ashland to Portland. Minimum meal service.
Chair Cars: ★Ashland to Portland. Pillow service available at nominal charge.

Coaches: Coos Bay to Eugene.

Tickets Honored: All classes.

TRAINS 224-202

San Francisco, Sacramento, Marysville, Gerber

Coaches: San Francisco to Sacramento.
Sacramento to Gerber.

Snack-Lounge: ★San Francisco to Sacramento.

NOTE A—SPECIAL SERVICE CHARGE

The Service Charge is \$1.00 (plus Federal Tax) for each chair car seat occupied by adult, or child of any age, between San Francisco and Portland; proportionate charges to and from intermediate points. (Tickets sold in advance will not be redeemable unless space reserved is released for resale and reservation or ticket numbers erased from diagram not later than the day before departure of train. Tickets sold on day of departure will not be redeemable unless space reserved is released at least three (3) hours prior to departure of train.)

All PM time in dark faced figures.

★ Regularly assigned cars are air-conditioned.
▲ Pacific Greyhound Bus. (Rail tickets honored.)
● P.G.L. Depot.

■ S. P. Depot.

↳ Train 57 arrives Oakland Pier at 6:35 AM connecting with Train 10.

PASSENGERS USE FERRY STEAMER FROM SAN FRANCISCO TO OAKLAND PIER.

TRAIN 10 STREAMLINER SHASTA DAYLIGHT

Streamlined Air-Conditioned Train. Please reserve seats in advance. Special service charge applicable in chair cars—See Note A.
Passenger Agent and Porter service. Radio.

Parlor-Observation Car: ★San Francisco to Portland. (Railroad-Owned.) Car S-99.

Chair Cars: ★San Francisco to Portland. Cars 90 to 98 incl. and 100.

Tavern Refreshment Car: ★San Francisco to Portland.

Diner: ★San Francisco to Portland.

Coffee Shop Car: ★San Francisco to Portland.

Tickets Honored: Ask Agents.

TRAIN 12 STREAMLINER CASCADE

Full Lounge Car: ★San Francisco to Portland.
Standard Sleepers: ★San Francisco to Seattle. (On N. P. No. 407 from Portland.)
(22 Rmts.) Car 122. (6 BR., 10 Rmts.) Cars 123-124. (4 Compts., 4 BR., 2 DRooms) Car 125.

★San Francisco to Portland.
(6 BR., 10 Rmts.) Cars 121-126. (12 BR.) Car 127. (22 Rmts.) Car 128.

Chair Cars: ★San Francisco to Portland. Cars 12-13. Please reserve seats in advance. Special service charge applicable in chair cars—See Note A. Pillow service available at nominal charge.

Dining Car: ★San Francisco to Portland. (Dinner served from San Francisco.)

Tickets Honored: Ask Agents.

TIMES SHOWN BELOW ARE STANDARD TIME

SHASTA ROUTE • SOUTHBOUND

PORTLAND TO SACRAMENTO - SAN FRANCISCO - LOS ANGELES

Portland, Eugene, Klamath Falls

Table 78		Shasta Daylight No. 9 Daily	Cascade No. 11 Daily	Klamath No. 19 Daily	Rogue River No. 329 Daily
Elev		Mis.			
30	Lv Portland Ore. Δ	0	7 45	4 45	10 10
110	" Clatsamas.	11			f 7 00
74	" Oregon City	16			f 7 29
151	" Canby	24			7 50
102	" Barlow	26			8 08
119	" Aurora	28			8 18
182	" Hubbard	32			8 28
182	" Woodburn	36		j 11 31	8 38
185	" Gervais	39			8 46
183	" Brooks	44			8 56
163	" Chemawa	48			9 06
163	" Salem	53	9 00	6 03	9 20
286	" Turner	60			9 39
301	" Marion	67			9 46
240	" Jefferson	72			10 20
213	Ar Albany	80	9 29	6 36	12 09
213	Lv Albany	0	▲ 12 03	▲ 8 01	▲ 2 25
227	Ar Corvallis	10	▲ 12 20	▲ 8 18	▲ 2 42
227	Lv Corvallis	0	▲ 8 14	▲ 4 30	▲ 7 32
213	Ar Albany	10	▲ 8 32	▲ 4 47	▲ 7 49
213	Lv Albany	80	9 29	6 36	12 55
245	" Tangent	86			10 20
262	" Shedd	92			10 28
282	" Halsey	97			10 33
309	" Harrisburg	106			10 39
326	" Junction City	110			10 48
426	Ar Eugene (85)	124	10 10	7 18	f 11 29
426	Lv Eugene	0			1 50
499	" Goshen	6			11 50
541	" Creswell	12			12 04
643	" Cottage Grove	21			12 13
296	" Drain	38			12 43
356	" Yoncalla	44			1 33
426	" Oakland	58			1 43
518	" Sutherlin	61			1 23
459	" Roseburg (88)	75			2 23
528	" Dillard	85			3 10
629	" Myrtle Creek	97			4 01
705	" Riddle	103			4 15
1009	" West Fork	126			4 50
1413	" Glendale	139			5 48
1291	" Wolf Creek	145			6 01
1190	" Leland	153			6 19
935	Ar Grants Pass	173			7 12
935	Lv Grants Pass	173	▲ 11 55		7 12
907	" Rogue River	182	▲ 12 10		7 28
1081	" Gold Hill	190	▲ 12 22		7 43
1371	" Central Point	202	▲ 12 35		8 05
1370	Ar Medford Δ	206	▲ 12 45		8 12
1370	Lv Medford	206	▲ 12 50		8 35
1629	" Talent	213	▲ 1 06		8 50
1874	Ar Ashland	218	▲ 1 13		9 10
1874	Lv Ashland	218	▲ 1 18		9 10
4113	" Siskiyou, Ore.	231	▲ 1 43		
2905	" Hilt, California	238	▲ 1 55		
2156	" Hornbrook	247	▲ 2 15		
2335	" Yreka Inn	263	▲ 2 45		
2542	" Montague	270	▲ 2 56		
2561	" Grenada	285	▲ 3 13		
2760	" Gazelle	277	▲ 3 28		
2953	" Edgewood	296	▲ 3 47		
3466	" Weed	299	▲ 4 02		
3903	Ar Black Butte Cal	308	▲ 4 17		
426	Lv Eugene	124	10 13	7 23	2 10
457	" Springfield	128			2 18
1108	" Westfir	165			3 30
1206	" Oakridge	167			3 56
2076	" McCredie Springs	178			4 36
4840	" Cascade Summit	211			5 36
4844	" Odell Lake	215			6 00
4779	" Crescent Lake	219			6 30
4775	" Umlt	223			6 30
4761	" Chemult	244			7 08
4651	" Yamsay	255			7 29
4533	" Kirk	277			7 39
4202	" Pine Ridge	289			7 49
4190	" Pine Bluff	291			8 05
4154	" Modoc Point	300			
4155	" Algoma	308			
4120	Ar Klamath Falls	318	2 13	11 30	8 05
TRAIN NUMBERS		9	11	19	

All PM time in dark faced figures.

Δ - Air Mail dispatched.

■ - Pacific Greyhound Bus. (S. P. Depot.)

• - P.G.L. Depot.

▲ - Pacific Greyhound daily Bus makes connection with trains at Dunsmuir. (Rail tickets honored.)

↳ - P.G.L. Bus To and From P.G.L. Depots. Rail and Bus Depot ¼ mile apart.

† - See table 110 for service between Crockett and Vallejo.

b - Stops to detain pay passengers from Klamath Falls or beyond; also entrain for Davis or beyond.

d - Stops on flag to entrain pay passengers for Eugene or beyond.

e - Stops on flag to detain pay passengers from Eugene or beyond.

f - Flag stop to entrain or detain passengers.

j - Stops on flag to detain pay passengers from Portland or beyond; also to entrain for Eugene or beyond.

n - Stops on flag Monday, Wednesday and Thursday.

p - Stops on flag to detain pay passengers from Klamath Falls or beyond.

v - Stops on flag to entrain pay passengers for points West of Davis.

w - Stops on flag daily except Sunday.

(Shasta Cascade Wonderland)

(Shasta Cascade Wonderland)

S. P. rail tickets will be honored on Pacific Greyhound buses from Siskiyou Line points to Dunsmuir for train connections.

Klamath Falls, Los Angeles, San Francisco

Table 79		Shasta Daylight No. 9 Daily	Cascade No. 11 Daily	Klamath No. 19 Daily	Bus To Train No. 9
Elev		Mis.			
4120	Lv Klamath Falls	318	2 23	11 40	
4243	" Dorris Calif	340		8 30	Siskiyou Line Bus
4264	" Macdoel	351		9 01	to Dunsmuir
4262	" Mt. Hebron	353		9 15	thence Train
4647	" Bray	365			4 40
4674	" Leaf	367			9 43
5063	" Grass Lake	379			10 05
3903	Ar Black Butte Cal.	402			10 43
3903	Lv Black Butte Cal.	402			10 55
3553	" Mt. Shasta (86)	410			4 06
2556	" Shasta Springs	422			4 30
2290	Ar Dunsmuir	425	4 50	2 20	11 40
2290	Lv Dunsmuir	425	5 00	2 30	12 10
1947	" Castella	432			12 27
1137	" Delta	450			1 18
842	" Central Valley	454			1 49
557	" Redding	482	6 30	4 07	2 15
434	" Anderson	493			2 27
423	" Cottonwood	500			2 39
309	" Red Bluff	517			3 12
246	Ar Gerber	526	7 15	4 55	3 30
246	Lv Gerber	526	7 20	5 00	3 55
223	Ar Tehama	528			45
223	Lv Tehama	528			49
276	" Richfield	536			
277	" Corning	533			4 14
226	" Kirkwood	541			4 36
259	" Orland	549			4 59
170	" Artois	558			5 17
137	" Willows	565			5 33
97	" Norman	573			5 46
95	" Delavan	576			6 24
95	" Maxwell	582			6 37
84	" Williams (Colusa) (86)	591			7 00
139	" Arbuckle	601			7 39
68	" Dunnigan	612			
51	" Zamora	619			
78	" Yolo	625			
62	" Woodland	630			
52	Ar Davis	639	9 02	6 42	
52	Lv Davis	639	9 15	7 00	
35	Ar Sacramento	13	9 45	7 25	
223	Lv Tehama	0			49
227	" Los Molinos	2			53
211	" Vina	8			4 00
193	" Chico	26			4 30
164	" Durham	34			4 38
125	" Nelson	40			4 46
112	" Richvale	44			4 52
98	" Biggs	50			02
97	" Gridley	54			10
80	" Live Oak	60			19
72	" Marysville	71			46
90	" Wheatland	84			02
116	" Sheridan	97			18
167	" Lincoln	85			37
162	" Roseville	105			7 10
35	Ar Sacramento Δ	123			
35	Lv Sacramento	13			7 45
24	" Stockton	62			8 56
171	" Merced	129			10 30
290	" Fresno	184			12 05
414	" Bakersfield	291			2 20
425	" Glendale	455			7 27
290	Ar Los Angeles	460			7 50
35	Lv Sacramento	639			7 45
52	" Davis	647	9 04	6 47	8 56
12	" Dixon	666			7 10
10	Ar Martinez (To Beacia)	683	9 48	7 32	7 33
10	Lv Martinez	0	10 00	7 53	10 00
290	Ar Fresno	171	2 15	11 25	2 15
414	Ar Bakersfield	273	4 50	1 34	4 50
290	Ar Los Angeles	448	10 45	6 30	10 45
10	Lv Martinez	683	9 48	7 32	7 33
14	Lv Crockett (To Vallejo) †	689			7 46
41	" Richmond	703			7 59
18	" Berkeley	709	10 24	8 13	8 24
10	" Oakland (16th St.) Δ	712	10 33	8 24	8 35
14	" Oakland Pier Δ	714	10 43	8 35	8 45
14	Lv Oakland Pier (Ferry)	718	10 55	8 55	9 00
6	Ar San Francisco (Mar. St.) Δ	718	11 15	9 15	9 20
TRAIN NUMBERS		9	11	19	

TRAIN 201 Via Marysville

TRAIN 19 connects with Train 201 at Gerber

Shasta Daylight (Seats Reserved)

Cascade (Streamlined) (Seats Reserved)

Klamath (Streamlined) (Seats Reserved)

Shasta Daylight (Seats Reserved)

Cascade (Streamlined) (Seats Reserved)

Klamath (Streamlined) (Seats Reserved)

Shasta Daylight (Seats Reserved)

TIMES SHOWN BELOW ARE STANDARD TIME

SHASTA ROUTE • NORTHBOUND

SAN FRANCISCO - LOS ANGELES - SACRAMENTO TO PORTLAND

San Francisco, Los Angeles, Klamath Falls

Table 80		Shasta Daylight No. 10 Daily	Cascade No. 12 Daily	Klamath No. 20 Daily	224-202 Daily
Elev	Mls.				
6	0	7 45	5 00	7 30	6 20
14	4	8 05	5 20	7 50	6 40
14	4	8 15	5 30	8 00	6 45
10	4	8 22	5 35	8 09	6 51
18	6	8 29	5 45	8 18	6 58
41	15	8 59	6 05	8 30	7 06
41	15	9 05	6 10	8 35	7 27
10	23	9 05	6 20	8 35	7 37
290	0	4 40	6 20	6 20	
414	169	10 30	11 13	11 13	
290	277	1 15	1 17	1 17	
10	448	5 15	4 38	4 38	
10	35	9 05	6 35	9 08	7 37
12	52	9 05	6 35	9 31	8 01
67	70	9 05	6 35	9 51	
52	79	9 49	7 20	10 06	
35	92			8 30	8 50
290	0			6 20	6 30
425	6			6 38	6 50
414	169			11 13	12 10
290	277			1 17	3 00
171	332			2 17	4 13
24	395			4 05	6 05
35	447			5 20	7 30
35	0			9 05	
162	18			9 40	
167	28			9 55	
116	36			10 12	
90	39			10 40	
72	52			10 57	
80	63			11 04	
97	69			11 16	
98	73			11 28	
112	79			11 42	
125	83			12 04	
164	89			12 32	
193	95			12 45	
211	114				
227	121				
223	123				
35	0	9 10	6 20	8 20	
52	13	9 40	6 45	8 50	
52	79	9 52	7 25	10 35	
62	88			10 51	
78	93			11 22	
51	99			11 38	
68	106			11 49	
139	116			12 22	
84	127			1 24	
96	136				
95	141				
97	145				
137	153				
170	160				
259	168				
226	175				
277	181				
276	185				
223	189				
223	189			1 00	
246	191	9 15	1 50	2 05	
246	191	11 40	9 20	2 16	
309	201			2 48	
423	218			3 00	
434	225			3 40	
557	236	12 26	10 06	3 52	
842	244			4 30	
1137	267			5 15	
1947	286			5 55	
2290	293	1 56	11 40	6 20	
2290	293	2 06	11 50		
2556	296				
3553	307			7 05	
3903	316			7 25	
3003	316			8 05	
5063	335			8 28	
4674	351			8 33	
4647	352			8 55	
1262	364			9 14	
1264	367			10 00	
1243	377				
4120	400	4 31	2 25	10 00	

Remember:
The
Shasta Daylight
by day
The
Cascade
by night
Via the Scenic
SHASTA ROUTE

All PM time in Dark faced figures.

f-Flag stop to entrain or detrain passengers.

g-Stops on flag to entrain pay passengers for Klamath Falls or beyond; also detrain from Davis or beyond.

h-Stops on flag to detrain pay passengers from Sacramento or beyond; also entrain for Klamath Falls or beyond.

i-Stops on flag to detrain pay passengers from Crescent Lake or beyond; also to entrain for Eugene or beyond. Stops on flag on Sundays.

j-Stops on flag to entrain pay passengers for Eugene and beyond.

k-Stops to discharge passengers from points Redding and south.

l-Stops on flag to detrain pay passengers from Davis or beyond.

m-Stops on flag to detrain pay passengers from Eugene or beyond; also detrain from Gerber or beyond.

n-Stops on flag to entrain pay passengers for Black Butte or beyond.

o-Stops on flag to entrain pay passengers from Eugene or beyond; also entrain for Portland or beyond.

▲-Pacific Greyhound daily Bus makes connection with Trains at Dunsmuir. (Rail tickets honored.)

▲-Pacific Greyhound Bus. (S. P. Depot.)

▲-P.G.L. Depot.

▲-P.G.L. Bus. To and From P.G.L. Depots. Rail and Bus Depot ¼ mile apart.

▲-Air Mail dispatched.

▲-Train 57 arrives Oakland Pier at 6:35AM connecting with Train 10.

▲-Daily except Sunday and Holiday.

▲-Stops on flag to entrain pay passengers for Eugene or beyond; also detrain from Gerber or beyond.

▲-Stops on flag to entrain pay passengers from Eugene or beyond; also detrain from Gerber or beyond.

▲-Stops on flag to entrain pay passengers from Eugene or beyond; also entrain for Portland or beyond.

Klamath Falls, Eugene, Portland

Table 81		Shasta Daylight No. 10 Daily	Cascade No. 12 Daily	Klamath No. 20 Daily
Elev	Mls.			
4120	400	4 41	2 35	10 20
4155	409			10 36
4154	418			10 47
4190	427			11 04
4533	441			11 28
4602	459			11 55
4651	463			
4761	474		3 51	12 15
4775	494			1 05
4779	495			
4844	502			1 25
4840	507			2 38
2076	540			3 09
1206	551			
1108	553			4 09
457	590			4 30
426	594	8 39	6 42	
3903	0			
3466	4	3 00	2 47	
2953	8	3 05		
2760	19	3 19		
2561	27	3 34		
2542	34	3 47		
2335	41	3 51	3 28	
2156	57	4 03		
2905	66	4 18		
4113	73	4 29		
1874	81	4 42		
1874	85	4 50		6 00
1629	91	5 05		6 12
1370	98	5 19		6 22
1370	98	5 30		6 38
1371	102	5 45		6 47
1081	113	5 58		7 07
907	121	6 10		7 18
935	130	6 25		7 43
935	130	6 50		8 28
1190	150			8 47
1291	158			9 06
1413	164			9 39
1009	176			10 31
705	200			10 45
609	204			11 08
528	218			11 46
459	225			12 16
518	242			12 24
426	248			12 54
356	260			1 08
296	265			1 56
643	283			2 14
541	292			2 23
499	297			2 37
426	309			3 00
426	326	8 42	6 49	4 45
326	607			5 05
309	612			5 20
282	620			5 55
262	626			6 40
245	631			6 55
213	638			7 05
213	638	9 25	7 35	5 53
213	638	9 46	8 33	6 12
227	646	10 10	8 50	6 29
227	646	7 32	6 20	4 30
213	651	7 49	6 38	4 47
213	658	9 25	7 35	5 53
240	666			4 30
301	667			4 42
288	651			4 50
163	657			4 56
163	665	9 55	8 06	5 25
183	670			5 25
183	674			5 41
185	679			5 47
182	682			5 55
182	686			7 18
119	690			
102	692			7 34
151	693			7 50
74	702			6 18
110	707			6 33
30	718	11 15	9 30	6 48
				7 25

TRAIN NUMBERS: 10 12 20 330

TIMES SHOWN BELOW ARE STANDARD TIME

SHASTA ROUTE

CONNECTIONS IN CALIFORNIA - OREGON - WASHINGTON

Table 82
(A) PORTLAND, TACOMA, SEATTLE
Pooled trains operated jointly by the Great Northern,
Northern Pacific and Union Pacific.

STATIONS	Mis.	U.P. 457	N.P. 407	G.N. 459	U.P. 401
Lv Portland, Ore.	0	8*00	10*00	5 00	11*45
Lv Vancouver, Wash.	9	8 21	10 21	5 25	12 11
Lv Kelso-Longview	48	9 01	11 01	6 05	1 35
Ar Chehalis	87	9 43	11 43	6 47	3 00
Ar Centralia	91	9 53	11 53	6 57	3 10
Ar East Olympia	110	10 16	12 16	7 20	
★ Ar Olympia	8	10 45	12 45		
Ar Tacoma, Wash.	145	11 01	1 01	8 05	5 00
Ar Seattle (Union Sta.)	183	11 59			6 45
Ar Seattle (King St. Sta.)	183		2 00	9 15	

STATIONS	Mis.	G.N. 460	N.P. 408	U.P. 458	U.P. 402
Lv Seattle (King St. Sta.)	0	*8 20	12*30		
Lv Seattle (Union Sta.)	0			4*45	11*45
Lv Tacoma, Wash.	39	9 16	1 26	5 52	1 15
★ Lv Olympia			1 30	6 00	
Lv East Olympia	74	9 58	2 08	6 37	2 08
Lv Centralia	93	10 22	2 32	7 05	3 00
Lv Chehalis	96	10 29	2 39	7 14	3 25
Lv Kelso-Longview	136	11 14	3 24	8 02	5 00
Ar Vancouver, Wash.	175	11 58	4 08	8 46	6 15
Ar Portland, Ore.	183	12 20	4 30	9 15	6 45

(B) PORTLAND, SPOKANE (Daily)

U.P.	SP&S- NP-2	SP&S- NP-4	Mis.	STATIONS	SP&S- NP-3	NP-1 &S-5	SP&S- NP-3	U.P.
10 00	9 30	3 00	9 45	0 Lv Portland Ar	7 30	4 25	7 00	6 00
7 00	7 40	10 35	8 10	377 Ar Spokane Lv	12 06	7 15	9 10	9 00

Table 83 (Daily)
SEATTLE, VICTORIA, VANCOUVER

Mis.	G. N.	C. P. S. S.
0 Lv Seattle	7 45	1 30
96 Ar Bellingham	10 01	3 47
81 Ar Victoria		11 50
81 Lv Victoria		1 10 59
164 Ar Vancouver	11 40	5 25
	9 55	5 25
Mis.	G. N.	C. P. S. S.
0 Lv Vancouver	8 10	12 30
83 Ar Victoria		6 15
83 Lv Victoria		10 30
		12 45
		4 30
	9 45	1 57
164 Ar Seattle	12 05	4 25
	10	8 30

Table 84
PORTLAND, HUNTINGTON (Daily)

106	18	12	Mis.	(Union Pacific)	11	17	105
5 30	9 45	8 10	0	Lv Portland	Ar	4 00	6 00
7 45	11 13	9 38	63	Lv Hood River	Lv	2 20	4 05
7 15	11 50	10 15	84	Lv The Dalles	Lv	1 45	3 25
9 35	2 55	1 10	216	Lv Pendleton	Lv	10 47	11 00
11 40	5 35	3 45	290	Lv La Grande	Lv	8 25	8 20
12 40	6 47	4 56	342	Lv Baker	Lv	7 05	6 59
2 05	8 15	6 20	390	Ar Huntington (P.T.)	Lv	5 45	5 35
12 01	*10 00	a 7 00	Lv Portland	Ar	7 50	a 7 50	6 30
12 02	6 45	a 3 40	Ar Walla Walla	Lv	10 15	a 12 20	* 9 45

All PM time in Dark-faced figures. ▲ Pacific Greyhound Bus.
★ Bus Service between East Olympia and Olympia.
P.T.—Pacific Standard Time. c—Conditional stop.
*—Daily. †—Daily except Sunday.
a—Motor Bus via Pendleton.
b—City 1 1/2 miles distant. :Bus Depot, 987 Pearl St.
c—Except Saturday and Sunday.
f—Flag stop to receive or discharge passengers.
h—Saturday only.

PORTLAND, EUGENE, COOS BAY
Chair Cars: Portland and Eugene. Coaches: Eugene
and Coos Bay.

Table 85

▲ P.G.L. Bus Daily	329-334 Daily	Mis.	Table 85	333-330 Daily
	7 00	0	Lv Portland (Union Sta.)	Ar
	11 27	124	Lv Eugene (78, 81)	Lv
2 35	12 20	0	Lv Eugene	Ar
	12 40	15	Veneta	"
	12 50	18	Long Tom	"
	f	21	Neti	"
	f	29	Vaughn	"
	f	32	Glendon	"
	f	35	Austa	"
	f	37	Linslaw	"
	f	38	Richardson	"
	f	40	Nekoma	"
	f	50	Swishome	"
	f	53	Rainrock	"
	f	58	Mapleton	"
	f	63	Beek	"
	f	68	Wendson	"
	f	69	Cushman (Florence)	"
	f	71	Siboco	"
	f	74	Canary	"
	f	78	Siltcoos (Westlake)	"
	f	80	Ada	"
	f	82	Booth	"
	f	86	Kroll	"
	f	88	Bronham	"
	f	92	Gardiner Jct. (b)	"
	f	93	Reedsport	"
	f	97	School	"
	f	98	Tharp	"
	f	101	Willard	"
	f	105	Lakeside	"
	f	112	Hauser	"
	f	115	Rogers	"
	f	116	Cordes	"
	f	118	North Bend	"
	f	122	Ar Coos Bay (88)	Lv
5 21	4 30	93		
	4 40	98		
	4 47	101		
	5 05	105		
5 57	5 20	112		
	f	115		
	5 30	116		
6 14	5 45	118		
6 25	6 10	122		

VIA DRAIN LV. 3 48 P. M.

Table 86
(A) MOUNT SHASTA, McCLOUD
McCloud River R. R. Co. (Bus)

Lv Mt. Shasta (79, 80)	*7 15	11 35
Ar McCloud	7 45	12 05
Lv McCloud	10 00	11 00
Ar Mt. Shasta (79, 80)	10 30	1 30

(B) (Rail Tickets Not Honored)
Taxis WILLIAMS-COLUSA TAXIS
"On Call"
24 hour "on call" service available both ways. Phone Yellow Taxi, at Colusa 7-W or 53-W (Home). Rates one way \$3.50 one to five persons.

Table 87
CRATER LAKE SEASON—JUNE 15-SEPT. 15

Lv Klamath Falls	8 00	Ar Crater Lake	10 00
Lv Klamath Falls	4 45	Ar Crater Lake	6 45
Lv Crater Lake	12 15	Ar Klamath Falls	2 15
Lv Crater Lake	4 15	Ar Klamath Falls	6 00
Lv Grants Pass	4 50	Ar Medford	5 50
Lv Medford	6 00	Ar Crater Lake	8 30
Lv Crater Lake	8 00	Ar Medford	10 30
Lv Medford	10 45	Ar Grants Pass	12 45

Round trip fare \$10.00 plus \$1.50 tax. Children 6-8 years, half fare and under 6 free.

(C) CROCKETT, VALLEJO (Pacific Greyhound Bus) (Daily) (Rail Tickets Honored)

	5 05	2 00	7 50	6 05	Lv Crockett	Ar	6 00	7 20	12 10	5 00
	5 20	2 15	8 05	6 20	Ar Vallejo (401 York St.)	Lv	5 45	7 05	11 55	4 45

PORTLAND ROSEBURG, COOS BAY—(Daily)
(Rail Tickets Honored)

Table 88

No. 9	PGL Bus	Mis.	Table 88	No. 20	PGL Bus
7 45	▲ 7 15	0	Lv Portland	S.P. Ar	8 45
10 10	▲ 11 05	124	Ar Eugene	S.P. Lv	4 45
▲ 1 20	▲ 11 20	124	Lv Eugene	Ar	▲ 2 15
▲ 1 45	▲ 1 45	198	Ar Roseburg	Lv	▲ 1 55
▲ 3 15	▲ 3 15	0	Lv Roseburg (78, 81)	Ar	▲ 11 10
3 30	3 30	8	Lv Coos Junction	Lv	10 52
5 11	5 11	61	Lv Myrtle Point	Lv	9 15
5 30	5 30	70	Ar Coquille	Lv	8 45
▲ 6 02	▲ 6 02	89	Ar Coos Bay	Lv	▲ 8 10

(A) Table 89 (P.G.L. Bus) (Daily)
ALTURAS, KLAMATH FALLS
Rail Tickets Honored

	1 15	Lv Alturas	Ar	6 10
	2 45	" Tule Lake	"	4 30
	3 30	Ar Klamath Falls	Lv	3 45

(B) MEDFORD, KLAMATH FALLS (P.G.L. Bus)

* 12 50	Lv Medford (78, 81)	Ar	8 18
1 19	Lv Ashland	Lv	7 52
3 20	Ar Klamath Falls	Lv	* 5 50

(C) KLAMATH FALLS, THE DALLES (Pacific Trailways) (Daily) (Rail Tickets Not Honored)

3 50	7 45	Lv Klamath Falls	Ar	5 45	11 25
7 10	11 10	Ar Bend	Lv	2 25	8 10
7 45	11 45	Lv Bend	Ar	1 55	8 00
11 50	4 05	Ar The Dalles	Lv	9 20	2 50

Table 90
REDDING, WEAVERVILLE, EUREKA
Eureka-Redding Stages—Daily

10 15	Lv Redding (79, 80)	Ar	4 45
11 40	Ar Weaverville	Lv	3 10
11 50	Lv Weaverville	Ar	3 00
4 10	Ar Eureka (127)	Lv	10 30

Table 91 (Rail Tickets Honored)
(A) CROCKETT, NAPA VALLEY, SONOMA VALLEY, GLEN ELLEN, SANTA ROSA (Daily)

	0	Lv Crockett (S.P. Sta.)	Ar	
	5	Ar Vallejo (P.G.L. Depot)	Lv	
▲ 6 05	5	Lv Vallejo (P.G.L. Depot)	Ar	6 10
6 30	18	Lv Imola (Napa State Hospital)	Ar	5 45
6 35	20	Ar Napa	Lv	5 40
6 40	20	Lv Napa	Ar	5 30
7 05	35	" Sonoma	"	5 05
7 13	38	" Boyes Springs	"	4 56
7 25	42	" Eldridge (Sonoma State Home)	"	4 45
7 27	43	" Glen Ellen	"	4 42
7 55	59	Ar Santa Rosa (5th & B Sta.)	Lv	▲ 4 10

(B) CROCKETT, ST. HELENA, CALISTOGA

▲ 1 00	▲ 7 30	0	Lv Crockett (S.P. Sta.)	Ar	11 00	5 00
1 15	7 45	5	Ar Vallejo (P.G.L. Depot)	Lv	10 45	4 45
2 05	8 05	5	Lv Vallejo (P.G.L. Depot)	Ar	9 00	3 00
2 35	8 35	20	Ar Napa	Lv	8 30	3 30
2 40	8 40	20	Lv Napa	Ar	8 25	2 25
2 58	8 58	29	" Yountville	"	8 06	2 07
3 15	9 15	39	" St. Helena	"	7 47	1 49
3 35	9 35	48	Ar Calistoga	Lv	7 30	▲ 1 30

(C) CROCKETT, VALLEJO (Pacific Greyhound Bus) (Daily) (Rail Tickets Honored)

	5 05	2 00	7 50	6 05	Lv Crockett	Ar	6 00	7 20	12 10	5 00
	5 20	2 15	8 05	6 20	Ar Vallejo (401 York St.)	Lv	5 45	7 05	11 55	4 45

TIMES SHOWN BELOW ARE STANDARD TIME

COAST LINE

SAN FRANCISCO - SANTA BARBARA - LOS ANGELES - DEL MONTE - MONTEREY - PACIFIC GROVE

NORTHBOUND		99	95	75	75-73	71
Lv Los Angeles (Un. Sta.)	7 15		* 6 45	* 8 00	* 8 00	* 12 01
Lv Glendale (k)	7 33		7 04	8 25	8 25	12 25
Lv Ventura			8 31	9 48	9 48	3 10
Lv Santa Barbara	9 35		9 15	10 34	10 34	4 50
Lv San Luis Obispo	11 53		11 45	1 35	1 35	8 35
Lv Salinas	2 38		2 56	4 40	4 40	12 53
Lv Watsonville Junction			3 30	5 15	5 15	1 39
Ar San Jose	3 58		4 30	6 20	6 20	2 56
Lv San Jose (No. 255)	4 05	4 40	4 40	6 50	6 47	6 47
Ar Fruitvale	4 55				7 50	
Ar Oakland (Bus)		7 00	6 31	8 48		
Ar Oakland (1st St.)	5 02				8 05	
Ar Oakland Pier	5 15				8 20	
Ar San Francisco (Mkt. St.)	5 30				8 50	
Lv San Jose	4 00		4 40	6 40		3 20
Ar Palo Alto			5 01	7 05		3 39
Ar Burlingame			5 14	7 25		3 59
Ar San Francisco (3rd St.)	5 00		5 45	8 00		4 25
Santa Fe Ry.	81	71	73	83	71	79
Lv San Diego	* 6 15	* 7 40	* 11 45	* 11 30	* 12 45	* 3 10
Ar Los Angeles	8 30	10 30	2 30	4 00	3 30	5 55

Table 92

Please Reserve Seats in Advance
on the
"COAST DAYLIGHT" and
"STARLIGHT"

NOTE A—SPECIAL SERVICE CHARGE
The Service Charge is \$1.00 (plus Federal Tax) for each chair car seat occupied by adult, or child of any age, between San Francisco and Los Angeles; proportionate charges to and from intermediate points. (Tickets sold in advance will not be redeemable unless space reserved is released for resale and reservation or ticket numbers erased from diagram not later than the day before departure of train. Tickets sold on day of departure will not be redeemable unless space reserved is released at least three (3) hours prior to departure of train.)

SOUTHBOUND		98	94	76	74-76	72
Lv San Francisco (3rd St.)	* 7 15		* 6 45	* 8 00		* 11 45
Lv Burlingame			7 10	8 23		
Lv Palo Alto			7 27	8 42		12 47
Ar San Jose	8 08		7 49	9 03		1 10
Lv San Francisco (Mkt. St.)					* 7 00	
Lv Oakland Pier (No. 250)	* 6 25				7 30	
Lv Oakland (1st St.)	6 38				7 43	
Lv Oakland (Bus)		6 05	6 00			
Lv Fruitvale	6 48				7 52	
Ar San Jose	7 50	7 55	7 45		8 50	
Lv San Jose	8 12		7 56	9 15	9 15	1 30
Lv Watsonville Junction			9 04	10 27	10 27	3 23
Lv Salinas	9 35		9 32	10 58	10 58	4 20
Lv San Luis Obispo	12 20		12 37	2 25	2 25	8 50
Ar Santa Barbara	2 37		3 00	4 58	4 58	12 20
Ar Ventura			3 51	5 56	5 56	1 40
Ar Glendale (k)	4 42		5 25	7 42	7 42	3 55
Ar Los Angeles (Un. Sta.)	5 00		5 45	8 00	8 00	4 15
Santa Fe Ry.	72	80	74	76	82	78
Lv Los Angeles	* 8 10	* 9 00	* 11 30	* 3 30	* 4 30	* 7 15
Ar San Diego	10 55	11 50	2 15	6 15	6 45	10 05

No. 95 STARLIGHT (STREAMLINED.) DAILY.

Streamlined Air-Conditioned Train. Please reserve seats in advance. Special service charge applicable in chair cars—See Note A above. Passenger Agent and Porter service. Radio. Pillow service available at nominal charge. Chair Cars, Coffee Shop Snack Car (open all night), Tavern Car. Tickets Honored; Ask Agents. Baggage: No checked service to or from San Luis Obispo.

No. 99 COAST DAYLIGHT (STREAMLINED.) DAILY.

Streamlined Air-Conditioned Train. Please reserve seats in advance. Special service charge applicable in chair cars—See Note A above. Passenger Agent and Porter service. Radio. Chair Cars, Coffee Shop Car, Tavern Car, Parlor Car with one Drawing Room and Parlor-Observation Car. (Railroad Owned.) Tickets Honored; Ask Agents. Baggage: No checked service to or from San Luis Obispo.

No. 71 DAILY.

Coaches: Los Angeles to San Francisco.

No. 75 LARK (STREAMLINED.) DAILY.

Public Telephone. Full Lounge Car: ★ Los Angeles to San Francisco. (Radio). Standard Sleepers: ★ Los Angeles to San Francisco. (Drawing-Rooms, Compartments, Bedrooms, Roomettes). Dining Car: ★ (For Dinner and Breakfast). Tickets Honored; Ask Agents. Baggage: No checked service to or from intermediate stations between Los Angeles and San Francisco.

No. 75-73 OAKLAND LARK (STREAMLINED.) DAILY.

Standard Sleeper: ★ Los Angeles to Oakland Pier. (Bedrooms, Roomettes, Drawing-Room, Compartment). Buffet-Lounge Sleeper: ★ Los Angeles to Oakland Pier. (Evening Luncheon and Breakfast Service.) Coach: San Jose to Oakland Pier. Tickets Honored; Ask Agents. Baggage: See Train 75

No. 94 STARLIGHT (STREAMLINED.) DAILY.

Streamlined Air-Conditioned Train. Please reserve seats in advance. Special service charge applicable in chair cars—See Note A above. Passenger Agent and Porter service. Radio. Pillow service available at nominal charge. Chair Cars, Coffee Shop Snack Car (open all night), Tavern Car. Tickets Honored; Ask Agents. Baggage: No checked service to or from San Luis Obispo.

No. 98 COAST DAYLIGHT (STREAMLINED.) DAILY.

Streamlined Air-Conditioned Train. Please reserve seats in advance. Special service charge applicable in chair cars—See Note A above. Passenger Agent and Porter service. Radio. Chair Cars, Coffee Shop Car, Tavern Car, Parlor Car with one Drawing Room and Parlor-Observation Car. (Railroad Owned.) Tickets Honored; Ask Agents. Baggage: No checked service to or from San Luis Obispo.

No. 72 DAILY.

Coaches: San Francisco to Los Angeles.

No. 76 LARK (STREAMLINED.) DAILY.

Public Telephone. Full Lounge Car: ★ San Francisco to Los Angeles. (Radio). Standard Sleepers: ★ San Francisco to Los Angeles. (Drawing-Rooms, Compartments, Bedrooms, Roomettes). Dining Car: ★ (For Dinner and Breakfast). Tickets Honored; Ask Agents. Baggage: No checked service to or from intermediate stations between San Francisco and Los Angeles.

No. 74-76 OAKLAND LARK (STREAMLINED.) DAILY.

Standard Sleeper: ★ Oakland Pier to Los Angeles. (Bedrooms, Roomettes, Drawing-Room, Compartment). Buffet-Lounge Sleeper: ★ (Evening Luncheon and Breakfast Service): Oakland Pier to Los Angeles. Coach: Oakland Pier to San Jose only. Tickets Honored; Ask Agents. Baggage: See Train 76

San Francisco, San Jose, Del Monte, Pacific Grove
No. 78 Coaches and Smoker: ★ Parlor-Buffet Car: (Railroad Owned.) No. 77. San Francisco and Pacific Grove

READ DOWN				READ UP			
Starlight	DelMonte	Daylight	Mts. Via R.R.	DelMonte	Bus & Daylight	99	
* 6 45	* 3 00	* 7 15	0	9 35	5 00		
7 10	3 21		16	9 10			
7 27	c 3 37		30	8 49			
7 56	4 06	8 12	47	8 25	3 58		
9 04	5 10		97	7 23			
	5 23		107	7 06			
	▲ 5 25		107	▲ 7 03	2 38		
9 32	▲ 5 40	9 35	114	▲ 6 43			
9 45		▲ 9 40	114	▲ 6 20	▲ 2 20		
z	f 5 40	z	115	f 6 50	z		
z	f 5 50	z	119	f 6 34	z		
z	f 5 54	f	121	f 6 32	z		
10 28	5 57	10 28	122	6 30	▲ 1 38		
10 45	6 30	10 45	124	▲ 6 20	▲ 1 20		

Los Angeles, Santa Barbara, Del Monte, Monterey, Pacific Grove

READ DOWN				READ UP			
Train 75 & Bus	Starlight 95 & Bus	Daylight 99 & Bus	Mts.	Train 94	Bus & Train 76	Bus & Daylight 98	
* 8 00	* 6 45	* 7 15	0	Lv Los Angeles	* 5 45	* 7 00	* 5 00
8 25	7 04	7 33	6	Lv Glendale (k)	5 25	8 42	4 42
	8 15		66	Lv Oxnard	4 07		
9 48	8 31		76	Lv Ventura	3 51	5 56	
10 34	9 15	9 35	103	Lv Santa Barbara	3 00	4 58	2 37
1 35	11 45	11 53	222	Lv San Luis Obispo	12 37	2 25	12 20
	m 1 04		258	Lv Paso Robles	▲ 11 19		
4 40	2 56	2 38	356	Ar Salinas	9 32	10 58	9 35
▲ 4 50	▲ 4 50	▲ 2 45	356	Lv Salinas	▲ 9 15	▲ 10 25	▲ 9 16
z	z	z	362	Ar Ord (Port Ord)	z	z	z
z	z	z	366	Ar Seaside	z	z	z
z	z	z	375	Ar Del Monte	z	z	z
▲ 5 33	▲ 5 33	▲ 3 33	377	Ar Monterey	▲ 8 30	▲ 9 43	▲ 8 30
▲ 5 50	▲ 5 50	▲ 3 50	380	Ar Pacific Grove	▲ 8 10	▲ 9 25	▲ 8 10
			382	Ar Asilomar			

- ▲ All PM time in dark face figures.
- ★ Regularly assigned cars are air-conditioned.
- ▲ Daily. #—Union Station.
- ▲ Pacific Greyhound Bus. (To and from S.P. Stations. Rail tickets honored.)
- ▲ Peerless Stages—Oakland Depot—20th and San Pablo, San Jose-S. P. Sta. Connections made with Coast Daylight, Starlight and Lark. (Rail tickets honored)
- †—Rail Tickets also honored on Bay Rapid Transit Co. Bus between Monterey and Pacific Grove.
- ▲—Stops on flag to entrain pay passengers for Santa Barbara or beyond; also detrain from San Jose or beyond.
- ▲—Stops on flag to entrain pay passengers for Watsonville Jct., or beyond.
- ▲—Stops daily except Sundays and Holidays and flag stop on Sundays and Holidays.
- (—) Flag stop to entrain or detrain passengers.
- ▲—Stops on flag to entrain pay passengers for Gilroy or beyond.
- ▲—Gateway to Hollywood, Beverly Hills, Santa Monica and Pasadena. Taxi service available.
- m—Stops on flag to entrain pay passengers for San Jose or beyond; also detrain from Santa Barbara or beyond.
- z—Frequent Pacific Greyhound Bus Service between Salinas (P.G.L. Station) Monterey and Port Ord. Rail tickets honored

TIMES SHOWN BELOW ARE STANDARD TIME

COAST LINE

SAN FRANCISCO - OAKLAND - SAN JOSE - SALINAS - SANTA BARBARA - VENTURA - LOS ANGELES

SOUTHBOUND

NORTHBOUND

Table 95		Coast Day-light		Oakland Lark	S. F. Lark	Del Monte
LINE	STATIONS	No. 98 Daily	No. 94 Daily	No. 74 Daily	No. 76 Daily	No. 72 Daily
10	Lv San Francisco (3rd St.) Δ	0 7 15	6 45	8 00	11 45	3 00
25	" Burlingame.	16	7 10	8 23		n 3 21
14	" San Mateo.	18			12 18	
22	" Redwood City.	25			12 38	
9	" Palo Alto.	30	7 27	8 42	12 47	b 3 37
59	" San Jose.	47	8 08	7 49	9 03	3 59
6	Lv San Francisco (Market St.) Δ	0	No. 250	Bus* No. 74	No. 76	No. 72
14	" Oakland Pier.	4*	6 25	No. 94	7 00	
14	" Oakland (First St.) Δ	7	6 38	To No.	7 30	
14	" Oakland (Bus.)	7	6 05	6 00	7 43	
37	" Fruitvale.	10	6 48		7 52	
94	Ar San Jose (103)	47	7 50	7 45	8 50	
97	Lv San Jose	47	8 12	7 56	9 15	9 15
343	" Morganhill.	67			1 30	4 06
192	" Gilroy (106).	77			1 58	
136	" Sargent.	83			2 25	4 40
21	Ar Watsonville Junction.	97	8 56	10 20	10 20	3 05
21	Lv Watsonville Junction.	97	9 04	10 27	10 27	3 23
18	Ar Castroville (93).	107			4 20	3 45
18	Lv Castroville.	107			4 20	3 45
43	Lv Salinas (93, 94).	114	9 35	9 32	10 58	10 58
102	" Chualar.	125			4 40	4 40
126	" Gonzales.	131			4 52	4 52
182	" Soledad.	140			5 08	5 08
233	" Mets.	148			5 15	5 15
333	" King City.	160			5 25	5 25
398	" San Lucas.	169			5 35	5 35
454	" San Ardo.	179			5 45	5 45
539	" Bradley.	192			5 55	5 55
616	" San Miguel.	203			6 13	6 13
722	" Paso Robles.	212			6 20	6 20
774	" Templeton.	218			7 20	7 20
832	" Atascadero.	223			7 29	7 29
995	" Santa Margarita.	232			7 43	7 43
239	Ar San Luis Obispo.	248	12 17	12 27	2 12	2 12
239	Lv San Luis Obispo.	248	12 20	12 37	2 25	2 25
36	" Pismo.	259			9 12	9 12
19	" Oceano.	262			9 19	9 19
80	" Guadalupe.	273		3 00	9 42	9 42
283	" Casimela.	284			9 59	9 59
210	" Tangair.	293			10 12	10 12
49	" Surf.	299			10 30	10 30
203	" Arlight.	307			11 10	11 10
108	" Concepcion.	321			11 30	11 30
94	" Gaviota.	336			11 52	11 52
94	" Naples.	351			12 04	12 04
94	" Goleta.	359			12 20	12 20
7	Ar Santa Barbara.	367	2 37	3 00	4 58	4 58
7	Lv Santa Barbara.	367	2 42	3 07	5 10	5 10
7	" Carpinteria.	377			12 58	12 58
43	" Ventura (107).	394		3 51	5 56	5 56
90	" Montalvo.	399			1 40	1 40
140	" Camarillo.	404		4 07	2 05	2 05
508	" Moorpark.	423			2 21	2 21
963	" Santa Susana.	434			2 40	2 40
119	" Hasson.	437			1 47	1 47
952	" Chatsworth.	442			3 15	3 15
803	" Northridge.	446			3 25	3 25
555	" Burbank.	459			3 55	3 55
425	" Glendale (p).	464	4 42	5 25	7 42	7 42
290	Ar Los Angeles (Un.Sta.) Δ	470	5 00	5 45	8 00	8 00
Train Numbers		98	94	74-76	76	72

Table 96		Coast Day-light		S. F. Lark	Oakland Lark	Del Monte
LINE	STATIONS	No. 99 Daily	No. 95 Daily	No. 75 Daily	No. 73 Daily	No. 71 Daily
0	Lv Los Angeles (Un. Sta.)	0 7 15	6 45	8 00	8 00	12 01
11	" Glendale (p).	7 33	7 04	8 25	8 25	12 25
24	" Burbank.	11				12 55
28	" Northridge.	28				1 05
33	" Chatsworth.	24				1 14
36	" Hasson.	33				1 46
36	" Santa Susana.	36				2 13
47	" Moorpark.	47				2 37
57	" Camarillo.	57		8 15		2 44
66	" Oxnard.	66				3 10
71	" Montalvo.	71		8 31	9 48	3 10
76	" Ventura (107).	76				3 55
93	" Carpinteria.	93				4 25
103	Ar Santa Barbara.	103	9 30	9 10	10 27	4 50
103	Lv Santa Barbara.	103	9 35	9 15	10 34	4 50
111	" Goleta.	111				5 06
119	" Naples.	119				5 17
135	" Gaviota.	135				5 37
149	" Concepcion.	149				5 55
163	" Arlight.	163				6 34
171	" Surf.	171		11 54	11 54	6 42
177	" Tangair.	177				6 53
186	" Casimela.	186				7 30
197	" Guadalupe.	197		12 32	12 32	7 48
208	" Oceano.	208				7 52
211	" Pismo.	211				8 15
222	Ar San Luis Obispo.	222	11 50	11 35	1 10	8 35
238	Lv San Luis Obispo.	238	11 53	11 45	1 35	8 35
247	" Atascadero.	247				9 35
252	" Templeton.	252				9 42
258	" Paso Robles.	258		1 04		9 58
267	" San Miguel.	267				10 13
278	" Bradley.	278				10 30
291	" San Ardo.	291				11 00
302	" San Lucas.	302				11 15
310	" King City.	310				11 31
322	" Metz.	322				11 44
330	" Soledad.	330				11 58
339	" Gonzales.	339				12 09
345	" Chualar.	345				12 19
356	" Salinas (93, 94).	356	2 38	2 56	4 40	12 53
364	Ar Castroville (93).	364			4 40	1 05
364	Lv Castroville.	364				1 05
374	Ar Watsonville Junction.	374		3 23	5 04	1 19
374	Lv Watsonville Junction.	374		3 30	5 15	1 39
387	" Sargent.	387				2 14
393	" Gilroy (106).	393				2 30
403	" Morganhill.	403				2 56
423	Ar San Jose.	423	3 58	4 30	6 20	3 56
423	Lv San Jose.	423	4 03	4 40	6 40	4 20
440	" Palo Alto.	440		5 01	7 05	5 39
445	" Redwood City.	445				5 47
452	" San Mateo.	452				5 56
454	" Burlingame.	454		5 14	7 25	6 59
470	Ar San Francisco (3rd St.) Δ	470	5 00	5 45	8 00	4 25
Train Numbers		99	95	75	75-73	71

RIDE THE STREAMLINED "STARLIGHT"
 OVERNIGHT ECONOMY CHAIR CAR SERVICE NIGHTLY
SAN FRANCISCO—LOS ANGELES

OAKLAND CONNECTIONS		Coast Day-light		S. F. Lark	Oakland Lark	Del Monte
LINE	STATIONS	No. 255 Bus	Bus No. 73	No. 75 Daily	No. 73 Daily	No. 71 Daily
0	Lv San Jose (103).	0 4 05	4 40	6 50	6 47	
37	Ar Fruitvale.	37 4 55		7 50		
40	Ar Oakland (Bus.)	40 7 00	6 31	8 48		
40	Ar Oakland (first St.) Δ	40 5 02			8 05	
43	Ar Oakland Pier.	43 5 15	From	From	8 20	
47	Ar San Francisco (Mkt.St.) Δ	47 6 50	No. 95	No. 75	8 50	

Bus and Taxi service available between Southern Pacific Ferry Station and Third Street Station, San Francisco. Approximate distance 1 1/2 miles

LOS ANGELES TO SAN DIEGO—A. T. & S. F. Ry.		Table 97	
LINE	STATIONS	72	80
293	Lv Los Angeles (Un. Sta.)	0 8 10	9 00
14	Ar San Diego.	128 10 55	11 45

SAN DIEGO TO LOS ANGELES—A. T. & S. F. Ry.		Table 97	
LINE	STATIONS	81	71
14	Lv San Diego	0 6 15	7 40
293	Ar Los Angeles (Un. Sta.)	128 8 30	10 30

All PM time in dark faced figures. ▲—Pacific Greyhound Bus. —Daily. Δ—Air Mail dispatched from.

—Peerless Stages. Oakland Depot—20th and San Pablo, San Jose-S. P. Sta. (Rail Tickets Honored. See side note.)

a—Stops on flag to detrain pay pass. from Glendale or beyond.

b—Stops on flag to entrain pay passengers for Watsonville Jct. or beyond.

←—Stops on flag to entrain pay passengers for Santa Barbara or beyond; also detrain from San Jose or beyond.

←—Stops on flag to entrain pay passengers for San Jose or beyond; also detrain from Santa Barbara or beyond.

f—Flag stop to entrain or detrain passengers.

←—Stops on flag to entrain pay passengers for Santa Barbara and beyond; also detrain from Salinas and beyond.

m—Stops on flag to entrain pay passengers for Glendale or beyond.

n—Stops on flag to entrain pay passengers for Gilroy or beyond.

p—Gateway to Holywood, Beverly Hills, Santa Monica and Pasadena. Taxi service available.

←—Stops daily except Sundays and Holidays and flag stop on Sundays and Holidays.

TIMES SHOWN BELOW ARE STANDARD TIME

COAST LINE

SAN FRANCISCO - LOS GATOS - SANTA CRUZ • SANTA CRUZ - SANTA BARBARA - LOS ANGELES

(Consult Agent for additional schedules)
San Francisco, San Jose, Los Gatos, Santa Cruz
 (Rail Tickets Honored)

Train No. 152 & Bus (e)	Train No. 132 (e)	Train No. 78 & Bus Daily	Train No. 116 & Bus Daily	Train No. 114 & Bus (g)	Train No. 112 Daily	M I s.	Table 98	Train No. 129 (e)	Bus & Train No. 139 (e)	Bus & Train No. 145 (g)	Bus & Train No. 151 Daily	Bus & Train No. 155 (g)
6 15	4 17	3 00	12 30	10 00	7 20	0	Lv San Francisco (3rd)..... Ar	7 20	8 55	2 00	5 50	9 00
6 45			12 57	10 33	7 52	16	" Burlingame..... " Ar		8 31	1 30	5 21	8 29
6 49			1 01	10 39	7 56	18	" San Mateo..... " Ar		8 28	1 26	5 17	8 25
7 04			1 15	10 59	8 11	25	" Redwood City..... " Ar	6 41	8 16	1 12	5 01	8 09
7 10	4 52		1 21	11 06	8 17	28	" Menlo Park..... " Ar			1 04	4 53	8 01
7 13			1 24	11 17	8 20	30	" Palo Alto..... " Ar		8 07	1 02	4 50	7 59
7 16			1 27	11 20	8 23	32	Ar California Ave..... Lv	6 30	8 03	12 59	4 47	7 46
7 23			1 33	11 28	8 31	36	" Mountain View..... " Ar		7 57	12 53	4 40	7 39
7 35			1 45	11 44	8 43	44	" Santa Clara..... " Ar			12 40	4 28	7 20
7 40		3 59	1 52	11 50	8 50	47	Ar San Jose..... Lv		7 40	12 35	4 23	7 15
7 40		4 00	2 25	12 20	9 20	47	Lv San Jose (P.G.L. Sta.)..... Ar		6 55	12 25	3 40	5 55
7 45		4 05				47	Lv San Jose (S.P. Sta.)..... Ar					
8 03			2 45	12 40	9 42	51	Ar Cambell..... Lv				3 18	5 38
						32	Lv California Ave..... Ar	6 24				
						36	" Los Altos..... " Ar	6 12				
						41	" Monta Vista..... " Ar	5 59				
						45	" Congress Junction..... " Ar	5 51				
						48	" Vasona Junction..... " Ar	5 46				
						51	Ar Los Gatos (S.P. Sta.)..... Lv	5 40				
						51	Ar Los Gatos (P.G.L. Sta.)..... Lv		6 15	12 00	3 05	5 25
						51	Lv Los Gatos (P.G.L. Sta.)..... Ar		6 12	11 50	2 55	5 20
						76	Ar Santa Cruz (P.G.L. Sta.)..... Lv	5 30	11 10	2 15	4 40	
						76	Ar Santa Cruz (S.P. Sta.)..... Lv					

Table 99 San Jose, Los Gatos, Santa Cruz
 Peerless Stages—Rail Tickets Honored

Lv San Jose (P. G. L. Station).....	e 6 20	* 9 20	* 12 20	* 2 25	* 4 00	* 7 40						
Lv San Jose (S. P. Station).....				4 05	7 45							
Ar Los Gatos (P. G. L. Station).....	6 45	9 55	12 52	3 57	4 35	8 15						
Ar Santa Cruz (P. G. L. Station).....	7 23	10 45	1 45	5 50	6 27	9 05						
Ar Santa Cruz (S. P. Station).....												
Lv Santa Cruz (S. P. Station).....	e 5 30	* 8 00	* 11 10	* 2 15	* 4 40	* 7 00						
Lv Santa Cruz (P. G. L. Station).....				5 05	5 25	7 42						
Lv Los Gatos (P. G. L. Station).....	6 15	8 55	12 00	3 45	5 25	7 42						
Ar San Jose (S. P. Station).....						8 45						
Ar San Jose (P. G. L. Station).....	6 55	9 30	12 25	3 40	5 55	8 20						

Table 100 San Francisco, Los Altos, Cupertino, San Jose
 Palo Alto Transit Co.

Lv San Francisco (3rd St.)... S. P.	e 5 55	* 7 20	10 00	* 12 30	d 2 05	3 05	g 3 20					
Ar Palo Alto.....	6 55	8 20	11 17	1 24	3 13	4 00	4 21					
Lv Palo Alto..... P. A. T.	e 5 45	e 7 15	e 8 35	e 11 18	e 1 37	e 3 15	e 4 10	g 4 50				
Lv California Ave.....	5 49	7 19	8 39	11 22	1 41	3 19	4 14	4 54				
Lv Los Altos.....	5 59	7 29	8 49	11 33	1 51	3 29	4 26	5 07				
Lv Cupertino.....	6 24	7 56	9 16	11 56	2 14	3 52	4 49	5 26				
Ar San Jose.....	6 53	8 23	9 45	12 21	2 42	4 21	5 11	5 51				
Lv San Jose..... P. A. T.	e 6 05	e 7 20	h 8 20	e 10 00	e 12 27	e 2 00	g 3 00					
Lv Cupertino.....		6 26	7 42	8 42	10 21	12 51	2 22	3 24				
Lv Los Altos.....	e 4 58	6 45	8 03	9 01	10 40	1 16	2 48	3 51	e 4 39			
Lv California Ave.....	5 11	6 55	8 15	9 11	10 50	1 26	3 01	4 00	4 45			
Ar Palo Alto.....	5 15	7 05	8 20	9 17	10 57	1 31	3 06	4 05	4 50			
Lv Palo Alto..... S. P.	e 5 27	g 7 19	* 8 49	g 9 24	g 11 29	e 1 36	e 3 01	* 4 50				
Ar San Francisco (3rd St.).....	6 25	8 20	9 35	10 20	12 25	3 00	4 20	5 50				

Table 101 San Francisco, Oakland, Fruitvale, San Jose

74 Daily	250 Daily	Mls.	(Via Newark)	73 Daily	255 Daily
7 00		0	Lv San Francisco (Market St.)..... Ar	8 50	5 50
7 30	6 25	4	Lv Oakland Pier (Ferry)..... Ar	8 20	5 15
7 43	6 39	7	Lv Oakland (1st St.)..... Ar	8 05	5 02
7 52	6 48	10	" Fruitvale..... Ar	7 50	4 55
	7 20	31	" Newark..... Ar		
		39	" Alviso..... Ar	7 01	
8 36	7 39	42	" Agnew..... Ar	6 57	4 14
8 50	7 50	47	" San Jose..... Ar	6 47	4 05

Table 102 Monterey, Carmel
 Bay Rapid Transit Company
 (Purchase Tickets to Monterey only).

Daily Bus—15 minutes running time—
 (Tables 93, 94)

Lv Monterey for Carmel 5:40AM, thence approximately every hour until 10:00PM
 Lv Carmel for Monterey 6:05AM, thence approximately every hour until 10:15PM.

Table 103 Oakland, San Jose
 Peerless Stages—Rail Tickets Honored

6 00	6 05	Lv Oakland (20th & San Pablo)..... Ar	6 31	8 48	7 00
6 13	6 20	Lv Fruitvale (3285 E. 14th St.)..... Ar	6 13	8 32	6 46
6 27	6 34	Lv San Leandro (277 W. Estudillo St.)..... Ar	5 58	8 17	6 31
6 40	6 47	Lv Hayward (B and Watkins Sts.)..... Ar	5 44	8 03	6 17
7 45	7 55	Ar San Jose (S.P. Station)..... Lv	* 4 40	* 6 50	* 4 40

Connections made at San Jose with "Coast Daylight," "Starlight" and "Lark."

Santa Cruz, Santa Barbara, Los Angeles
 (Via Salinas)

READ DOWN			Table 104			READ UP			
Pacific Greyhound Bus (Rail tickets honored)			Table 104			Pacific Greyhound Bus (Rail tickets honored)			
	* 8 00	* 8 00	* 7 50	Lv Santa Cruz (S.P. Sta.)..... Ar	4 20				
	8 16	8 16	8 00	Lv Santa Cruz (P.G.L. Sta.)..... Ar	4 09	7 55	7 55		
	8 26	8 26		Lv Capitola..... Lv		7 36	7 36		
	8 48	8 48	8 32	Lv Aptos..... Lv		7 25	7 25		
	9 11	9 11	9 17	Lv Watsonville (P.G.L. Sta.)..... Lv	3 30	7 00	7 00		
				Ar Salinas (S.P. Sta.)..... Lv	* 2 45	* 6 18	* 6 18		
	94	76	98	TRAIN NUMBER			99	95	75
	* 9 32	* 10 58	* 9 35	Lv Salinas..... Ar	2 38	2 56	4 40		
	3 00	4 58	2 37	Ar Santa Barbara..... Lv	9 35	9 15	10 34		
	5 45	8 00	5 00	Ar Los Angeles..... S.P. Lv	* 7 15	* 6 45	* 8 00		

Table 105 Santa Cruz, Davenport
 (Rail tickets honored) Pacific Greyhound Bus

Lv Santa Cruz (98, 104).....	0 g 5 50	b 6 05	* 2 15	* 10 15			
Ar Davenport.....	11 6 20	6 35	2 45	10 45			
Lv Davenport.....	0 * 7 10	* 3 10	* 11 10				
Ar Santa Cruz (98, 104).....	11 7 40	3 40	11 40				

Table 106 Gilroy, Hollister
 (Rail Tickets Honored)—Pacific Greyhound Bus—Daily

0	Lv Gilroy (95, 96).....	11 16	5 03	6 49			
14	Ar Hollister.....	12 00	5 57	7 35			
0	Lv Hollister.....	7 15	1 00	5 30	8 00		
14	Ar Gilroy (95, 96).....	7 58	2 09	6 15	8 50		

Table 107 Ventura, Ojai
 Citizens Transit Lines. Ventura Office—522 E. Santa Clara
 (Purchase tickets to Ventura only)

35 minutes running time—(Tables 95, 96)

Lv Ventura for Ojai, *6.10, *8.05, *9.35, *12.00, *2.20, *4.40, *9.45.
 Lv Ojai for Ventura, *7.05, *8.50, *10.20, *1.00, *3.30, *5.25, *10.20.

- All PM time in dark faced figures.
- P.G.L. Station.
 - Peerless Stages
 - P.G.L. Bus "On Call" at S. P. Station.
 - *—Daily.
 - a—New Year's Day, Washington's Birthday, Decoration Day, July Fourth, Labor Day, Thanksgiving and Christmas.
 - b—Sundays and Holidays only.
 - c—Daily except Saturday.
 - d—Daily except Sunday.
 - e—Daily except Saturdays, Sundays & Holidays (a).
 - f—Flag stop to receive or discharge passengers.
 - g—Daily except Sundays and Holidays (a).
 - h—Saturdays only. Does not operate Holidays (a).
 - j—Stops on flag Sundays only.

TIMES SHOWN BELOW ARE STANDARD TIME

SAN JOAQUIN VALLEY LINE

SAN FRANCISCO - OAKLAND - BERKELEY - FRESNO - BAKERSFIELD - LOS ANGELES • PORTLAND - DUNSMUIR - LOS ANGELES

Table 108

Please Reserve Seats in Advance on the "SAN JOAQUIN" and "SACRAMENTO DAYLIGHTS"

NOTE A—SPECIAL SERVICE CHARGE

The Service Charge is \$1.00 (plus Federal Tax) for each chair car seat occupied by adult, or child of any age, between San Francisco and Los Angeles and Sacramento and Los Angeles; proportionate charges to and from intermediate points. (Tickets sold in advance will not be redeemable unless space reserved is released for resale and reservation or ticket numbers erased from diagram not later than the day before departure of train. Tickets sold on day of departure will not be redeemable unless space reserved is released at least three (3) hours prior to departure of train.)

NORTHBOUND	51 Daily	51-53 Daily	57 Daily	59 Daily	55 Daily		
Lv Los Angeles (Un. Sta.)	6 20	6 20	4 40	6 30	9 10		
Lv Glendale (e)	6 38	6 38	4 58	6 50	9 40		
Lv Bakersfield	11 13	11 13	10 30	12 10	5 25		
Lv Tulare	12 16	12 16	11 46	1 34	7 29		
Lv Fresno	1 17	1 17	1 15	3 00	9 25		
Lv Madera	1 43	1 43	6	3 31	10 00		
Lv Merced	2 17	2 17	6	4 13	10 50		
Lv Modesto	3 00	3 00	6	5 05	12 20		
Lv Lathrop			6		1 05		
Ar Stockton		4 05		5 45			
Ar Lodi		4 25		6 26			
Ar Sacramento		5 20		7 30			
Ar Tracy	3 42		4 00		1 20		
Lv Tracy	3 47		4 10		1 45		
Ar Martinez	4 38		5 15		3 13		
Ar Richmond	5 18		6 00		4 08		
Ar Berkeley	5 31		6 14		4 23		
Ar Oakland (16th St.)	5 40		6 25		4 35		
Ar Oakland Pier (Ferry)	5 50		6 35		4 45		
Ar San Francisco (Mkt. St.)	6 20		7 15		5 20		
Santa Fe Ry.	81	71	73	75	83	77	79
Lv San Diego	*6 15	*7 40	11*45	11*30	12*45	*3 10	*7 15
Ar Los Angeles (Un. Sta.)	8 30	10 30	2 30	4 00	3 30	5 55	10 00

SOUTHBOUND	52 Daily	54-52 Daily	56 Daily	58 Daily	60 Daily		
Lv San Francisco (Mkt. St.)	6 20		9 30	8 00			
Lv Oakland Pier (Ferry)	6 53		10 00	8 35			
Lv Oakland (16th St.)	7 00		10 08	8 45			
Lv Berkeley	7 08		10 17	8 57			
Lv Richmond	7 17		10 28	9 11			
Lv Martinez	7 53		11 20	10 00			
Ar Tracy	8 44		12 55	11 10			
Lv Tracy	8 48		1 20	11 20			
Lv Sacramento		7 00			7 45		
Lv Lodi		7 54			8 30		
Lv Stockton		8 19			8 56		
Lv Lathrop	9 01		1 35	6			
Lv Modesto	9 33	9 33	2 28	6	9 40		
Lv Merced	10 17	10 17	3 50	6	10 30		
Lv Madera	10 54	10 54	4 50	6	11 12		
Ar Fresno	11 25	11 25	5 35	2 15	11 50		
Ar Tulare	12 26	12 26	7 35	3 35	1 01		
Ar Bakersfield	1 34	1 34	9 30	4 50	2 10		
Ar Glendale (e)	6 10	6 10	5 37	10 25	7 27		
Ar Los Angeles (Un. Sta.)	6 30	6 30	6 00	10 45	7 50		
Santa Fe Ry.	72	80	74	76	82	78	70
Lv Los Angeles (Un. Sta.)	*8 10	*9 00	11*30	*3 30	*4 30	*7 15	*10 30
Ar San Diego	10 55	11 45	2 15	6 15	6 45	10 05	3 45

Bus and Taxi Service available between Southern Pacific Ferry Station and Third Street Station, San Francisco. Approximate distance 1 1/4 miles.

Table 109

LOS ANGELES—PORTLAND (Daily Service)

LOS ANGELES TO PORTLAND										PORTLAND TO LOS ANGELES					
Via San Joaquin Valley and Martinez		Via San Joaquin Valley and Martinez		Via Coast Line and Oakland Pier		Via San Joaquin Valley and Oakland		Via Coast Line and San Francisco		Via Martinez and San Joaquin Valley					
51-12	51-20	99-255	57-10	95-10	9-58	11-52	19-58								
Lv Los Angeles	6 20	Lv Los Angeles	6 20	Lv Los Angeles	7 15	Lv Los Angeles	4 40	Lv Los Angeles	6 45	Lv Portland	9 58	11 52	19 58		
Lv Fresno	1 17	Lv Fresno	1 17	Lv Santa Barbara	9 35	Lv Glendale	4 58	Lv Glendale	7 04	Lv Dunsmuir	5 00	2 30	12 10		
Lv Tracy	3 47	Lv Tracy	3 47	Ar San Jose	3 58	Lv Bakersfield	10 30	Lv Santa Barbara	9 15	Ar Martinez	9 48	7 32	7 33		
Ar Martinez	4 38	Ar Martinez	4 38	Lv San Jose	4 05	Lv Fresno	1 15	Ar San Francisco (3rd St.)	5 45	Lv Martinez	10 00	7 53	10 00		
Ar Martinez	4 38	Lv Martinez	9 08	Ar Oakland Pier	5 15	Ar Oakland Pier	6 35	Lv San Francisco (Ferry)	7 45	Ar Fresno	2 15	11 25	2 15		
Lv Davis	6 35	Lv Davis	10 35	Lv Oakland Pier	8 00	Lv Oakland Pier	8 15	Lv Oakland Pier	8 15	Ar Bakersfield	4 50	1 34	4 50		
Ar Dunsmuir	11 40	Ar Dunsmuir	5 58	Ar Dunsmuir	5 55	Ar Dunsmuir	1 56	Ar Dunsmuir	1 56	Ar Glendale	10 25	6 10	10 25		
Ar Portland	9 30	Ar Portland	8 45	Ar Portland	8 45	Ar Portland	11 15	Ar Portland	11 15	Ar Los Angeles	10 45	6 30	10 45		

PASSENGERS USE FERRY STEAMER BETWEEN SAN FRANCISCO AND OAKLAND PIER.

NO. 51-53 SAN JOAQUIN AND SACRAMENTO DAYLIGHTS.
Daily STREAMLINED Air Conditioned Trains.

Streamlined Air-Conditioned Train. Please reserve seats in advance. Special service charge applicable in chair cars—See Note A above. Passenger Agent and Porter service. Radio. Chair Cars, Coffee Shop Car, Tavern Car. Los Angeles to San Francisco. Chair Cars. Los Angeles to Sacramento. Tickets Honored: Ask Agents.

NO. 57 OWL. DAILY.

Bedroom Lounge Sleeper: ★ Los Angeles to San Francisco. (Single and Double Bedrooms.) Standard Sleeping Cars: ★ Los Angeles to San Francisco. (Sections, Compt., Drawing-Rooms, Bedrooms.) Chair Cars: Los Angeles to San Francisco. Pillow service available at nominal charge. News Agent Car: Los Angeles to San Francisco. (Sandwiches, Coffee, etc.) Diner: ★ (Dinner and Breakfast.) Tickets Honored: Ask Agents.

NO. 59 WEST COAST. DAILY.

Standard Sleeping Cars: ★ Los Angeles to Sacramento. (Sections, Bedrooms, Roomettes.) Chair Cars: ★ Los Angeles to Sacramento. Pillow service available at nominal charge. Diner Lounge Car: ★ Los Angeles to Sacramento. (Dinner and Breakfast.) (Coffee Shop service.) News Agent Service. Tickets Honored: Ask Agents.

NO. 55 DAILY.

Coach: Los Angeles to San Francisco.

(A)	Table 110 CROCKETT, VALLEJO (Pacific Greyhound Bus) (Rail Tickets Honored.) (Daily)			
Lv Crockett	6 05	7 50	2 00	5 05
Ar Vallejo (401 York St.)	6 20	8 05	2 15	5 20
Lv Vallejo (401 York St.)	5 45	7 05	11 55	4 45
Ar Crockett	6 00	7 20	12 10	5 00

NO. 52-54 SAN JOAQUIN AND SACRAMENTO DAYLIGHTS.
Daily STREAMLINED Air Conditioned Trains.

Streamlined Air-Conditioned Train. Please reserve seats in advance. Special service charge applicable in chair cars—See Note A above. Passenger Agent and Porter service. Radio. Chair Cars, Coffee Shop Car, Tavern Car. San Francisco to Los Angeles. Chair Cars. Sacramento to Los Angeles. Tickets Honored: Ask Agents.

NO. 58 OWL. DAILY.

Bedroom Lounge Sleeper: ★ San Francisco to Los Angeles. (Single and Double Bedrooms.) Standard Sleeping Cars: ★ San Francisco to Los Angeles. (Sections, Compt., Drawing-Rooms, Bedrooms.) Chair Cars: San Francisco to Los Angeles. Pillow service available at nominal charge. News Agent Car: San Francisco to Los Angeles. (Sandwiches, Coffee, etc.) Diner: ★ (Breakfast only.) Tickets Honored: Ask Agents.

NO. 60 WEST COAST. DAILY.

Standard Sleeping Cars: ★ Sacramento to Los Angeles. (Sections, Bedrooms, Roomettes.) Chair Cars: ★ Sacramento to Los Angeles. Pillow service available at nominal charge. Diner Lounge Car: ★ Sacramento to Los Angeles. (Dinner and Breakfast.) (Coffee Shop service.) News Agent Service. Tickets Honored: Ask Agents.

NO. 56 DAILY.

Coach: San Francisco to Los Angeles.

(B) **MARTINEZ, BENICIA**

Ferry service is operated between Martinez and Benicia. Ferry slip is located about five blocks from Southern Pacific Station at Martinez.

All PM time in Dark faced figures. *—Daily. —Via Los Banos. ★—Regularly assigned cars are air-conditioned.

←Gateway to Hollywood, Beverly Hills, Santa Monica and Pasadena. Taxi service available.

If S.P. schedules do not entirely meet your travel requirements, S. P. tickets will be honored on Pacific Greyhound Buses between certain points in San Joaquin Valley. Ask any Southern Pacific Agent

TIMES SHOWN BELOW ARE STANDARD TIME

SAN JOAQUIN VALLEY LINE

YOSEMITE VALLEY ROUTE

SAN FRANCISCO - SACRAMENTO - STOCKTON - MERCED - FRESNO - BAKERSFIELD - LOS ANGELES

SOUTHBOUND

Table 111		Miles.					
Elev	Station	San Joaquin Daylight No. 52 Daily	Sacramento Daylight No. 54- 52 Daily	Passenger No. 56 Daily	Owl No. 58 Daily	West Coast No. 60 Daily	
6	Lv San Francisco (Mkt St. Ferry) Δ	0	6 20	9 30	8 00		
14	Lv Oakland Pier Δ	4	6 53	10 00	8 35		
10	Lv Oakland (16th St.) Δ	6	7 00	10 08	8 45		
18	Berkeley	9	7 08	10 17	8 57		
41	Richmond	15	7 17	10 28	9 11		
14	Crockett (To Vallejo)	29	7 39	11 01	9 38		
10	Martinez (To Benicia)	35	7 53	11 20	10 00		
14	Avon	38		11 27			
12	Port Chicago	41		11 33			
31	Pittsburg	49	8 08	11 42	10 16		
49	Antioch	53		12 05			
82	Brentwood	62		12 21	10 44		
35	Byron	67		12 32			
64	Ar Tracy	82	8 44	12 55	11 10		
64	Ar Tracy	82	8 48	1 20	11 20		
26	Ar Lathrop	93	9 01	1 33			
30	Lv Portland	0				11 10	
52	Lv Davis	639				6 55	
35	Ar Sacramento	653				7 25	
35	Lv Sacramento	0	7 00			7 45	
56	Lodi	36	7 54			8 30	
24	Stockton	48	8 19			8 56	
26	Ar Lathrop	58	8 35			9 10	
26	Lv Lathrop	93	9 01	1 35		9 10	
40	Manteca	97		1 43			
72	Ripon	103		1 52			
74	Salida	106		1 57			
91	Modesto	113	9 33	2 28		9 40	
93	Ceres	117		2 34			
107	Turlock	126	9 50	3 01		9 59	
121	Delhi	132		3 07			
137	Livingston	136		3 18			
153	Atwater	143		3 25			
249	Merced (To Yosemite)	150	10 17	3 35		10 30	
278	Chowchilla	168	10 17	3 44		10 51	
	Madera	184	10 54	4 22		11 12	
105	Patterson	107		4 50		11 52	
91	Newman	120		5 11		12 05	
120	Los Banos	140		5 30		12 37	
290	Ar Fresno	205	11 25	5 35	2 15	11 50	
290	Lv Fresno	205	11 32	5 55	2 35	12 05	
309	Fowler	215		6 15			
310	Selma	221		6 31	2 55		
301	Kingsburg	226		6 46	3 01		
289	Traver	231		6 52			
279	Goshen Jct.	239		7 05			
282	Tulare (115)	250	12 26	7 35	3 35	1 01	
266	Tipton	260		7 53			
268	Pixley	267		8 05			
279	Earlimart	272		8 14			
312	Delano	281	1 01	8 39	4 10	1 35	
349	McFarland	287		8 50			
416	Famoso	293		9 00			
413	Lerdo	300		9 11			
414	Ar Bakersfield	313	1 34	9 30	4 50	2 10	
414	Lv Bakersfield	313	1 41	9 55	5 00	2 20	
1291	Caliente	335		10 20			
2709	Woodford	349		11 32			
3967	Tehachapi (The Loop)	360	3 14	3 14	6 45	4 02	
3947	Monolith	365		12 24			
2745	Mojave	380	3 45	3 45	7 25	4 40	
2352	Lancaster	405	4 13	4 13	7 56	5 10	
1654	Palmdale	414		2 34	8 10		
2185	Saugus	450		4 08	9 39	6 34	
1269	Newhall	452		4 19			
1063	San Fernando	461		4 52	10 02	6 58	
525	Burbank	472			10 16		
455	Glendale (a)	477	6 10	6 10	5 37	7 27	
290	Ar Los Angeles (Union Sta.)	482	6 30	6 30	6 00	10 45	7 50

NORTHBOUND

Table 112		Miles.				
Elev	Station	San Joaquin Daylight No. 51 Daily	Sacramento Daylight No. 51- 53 Daily	Owl No. 57 Daily	West Coast No. 59 Daily	Passenger No. 55 Daily
0	Lv Los Angeles (Union Sta.) Δ	6 20	6 20	4 40	6 30	9 10
6	Glendale (w)	6 38	6 38	4 58	6 50	9 40
11	Burbank			5 07		10 29
21	San Fernando			5 19	7 15	10 52
30	Newhall					11 05
32	Saugus			5 41	7 41	12 28
69	Palmdale			5 47		12 58
77	Lancaster	8 32	8 32	7 07		1 00
102	Mojave	9 00	9 00	7 55	9 40	2 29
118	Monolith					2 55
122	Tehachapi (The Loop)	9 31	9 31	8 39	10 22	3 30
134	Woodford					4 11
147	Caliente					4 59
169	Ar Bakersfield	11 06	11 06	10 20	11 59	5 25
169	Lv Bakersfield	11 13	11 13	10 30	12 10	5 53
182	Lerdo					6 02
190	Famoso					6 48
195	McFarland					6 58
202	Delano	11 44	11 44	11 08	12 47	7 29
210	Earlimart					7 46
216	Pixley					8 09
222	Tipton	12 16	12 16	11 46	1 34	8 21
232	Tulare (115)					8 34
243	Goshen Jct.					8 50
251	Traver					9 25
257	Kingsburg			6 12	15	
262	Selma			6 12	25	
267	Fowler					
277	Ar Fresno	1 07	1 07	12 55	2 42	
277	Lv Fresno	1 17	1 17	1 15	3 00	
346	Los Banos			2 51		
366	Newman			3 16		
378	Patterson			3 29		
298	Madera	1 43	1 43		3 31	10 00
314	Chowchilla				3 49	10 19
332	Merced (To Yosemite)	2 17	2 17		4 13	10 50
339	Atwater					11 00
346	Livingston					11 06
350	Delhi					11 15
356	Turlock	2 40	2 40		4 37	11 20
365	Ceres					11 42
369	Modesto	3 00	3 00		5 05	12 20
376	Salida					12 30
379	Ripon					12 38
386	Manteca					12 45
389	Ar Lathrop	3 23	3 23		5 30	1 00
400	Ar Tracy	3 42		4 00		1 20
0	Lv Tracy					
11	Lathrop					
20	Ar Stockton			4 05		5 45
33	Lodi			4 25		6 26
68	Ar Sacramento			5 20		7 30
0	Lv Sacramento					9 10
13	Davis			8 20		9 52
653	Ar Portland			10 35		11 15
0	Lv Tracy	3 47			4 10	1 45
415	Byron					2 04
421	Brentwood			4 32		2 27
429	Antioch					2 35
433	Pittsburg	4 20		4 53		2 55
441	Port Chicago					3 00
444	Avon					3 06
447	Martinez (To Benicia)	4 45		5 20		3 20
453	Crockett (To Vallejo)	4 58		5 35		3 38
467	Richmond	5 18		6 00		3 53
473	Berkeley	5 31		6 14		4 23
476	Oakland (16th St.) Δ	5 40		6 25		4 35
478	Ar Oakland Pier	5 50		6 35		4 45
482	Ar San Francisco (Mkt St. Ferry) Δ	6 20		7 15		5 20

**Overnight
Sleeping Car
Service
on the
West Coast
Between
SACRAMENTO
and
LOS ANGELES**

Table 113

LOS ANGELES, SACRAMENTO
Via "SACRAMENTO DAYLIGHT"
Please reserve seats in advance.

Station	51-53 Daily
Lv Los Angeles	6 20
Lv Glendale	6 38
Lv Bakersfield	11 13
Lv Tulare	12 16
Lv Fresno	1 17
Lv Merced	2 17
Lv Modesto	3 00
Ar Stockton	4 05
Ar Lodi	4 25
Ar Sacramento	5 20

SACRAMENTO, LOS ANGELES
Via "SACRAMENTO DAYLIGHT"
Please reserve seats in advance.

Station	54-52 Daily
Lv Sacramento	7 00
Lv Galt	7 40
Lv Lodi	8 14
Lv Stockton	8 19
Lv Modesto	9 33
Lv Merced	10 17
Lv Fresno	11 32
Lv Tulare	12 26
Lv Bakersfield	1 41
Ar Glendale	6 10
Ar Los Angeles	6 30

f—Stops on flag to detain pay passengers from Fresno or beyond; also to entrain from Berkeley or beyond.
g—Stops on flag to detain pay passengers from Lathrop or beyond.
t—Stops on flag to detain pay passengers from Fresno or beyond.

All PM time in Dark faced figures. Pacific Greyhound Bus.
Δ—Air Mail dispatched from. Train No. 19. Train No. 20
◆—Does not stop at Lathrop station. Train No. 10.
a—Gateway to Hollywood, Beverly Hills, Santa Monica and Pasadena. Taxi service available.
b—Stops on flag to detain pay passengers from Glendale or beyond; also entrain for beyond Fresno.
c—Stops on flag to detain pay passengers for Sacramento and beyond; also detrains from Bakersfield or beyond.
f—Flag stop to entrain or detain passengers.
g—Stops on flag to detain pay passengers for Stockton or beyond.

h—Stops on flag to detain pay passengers from Stockton or beyond.
j—Stops on flag to entrain pay passengers for Fresno or beyond; also detrains from Martinez or beyond.
k—Stops on flag to entrain pay passengers for Mojave or beyond.
m—Stops on flag to entrain pay passengers for beyond Fresno.
n—Stops on flag to entrain pay passengers for Glendale or beyond; also to detrains from Fresno or beyond.
p—Stops on flag to entrain pay passengers for Glendale or beyond; also detrains from beyond Fresno.

a—Stops on flag to entrain pay passengers for Colton or beyond; also detrains from Fresno or beyond.
c—Stops on flag to entrain pay passengers for Bakersfield or beyond; also detrains from Sacramento or beyond.
w—Stops on flag to detain pay passengers from beyond Fresno.
x—Stops on flag to detain pay passengers from Glendale or beyond; also entrains for Fresno or beyond.
y—Stops on flag to entrain pay passengers for Martinez or beyond; also detrains from Fresno or beyond.
z—Stops on flag to entrain pay passengers for Lathrop or beyond; also detrains from Mojave or beyond.

TIMES SHOWN BELOW ARE STANDARD TIME

SAN JOAQUIN VALLEY LINE

MISCELLANEOUS SCHEDULES

PATTERSON, NEWMAN, LOS BANOS, KERMAN

58 Daily Mls.		Table 114		57 Daily	
8 00	0	Lv San Francisco	Market Street	Ar	7 15
8 35	4	" Oakland Pier	Ferry	"	6 35
8 45	6	" Oakland (16th St.)		"	6 25
8 57	9	" Berkeley		"	6 14
9 11	15	" Richmond		"	6 00
9 38	29	" Crockett		"	5 35
10 00	35	" Martinez		"	5 20
11 10	82	Ar Tracy		Lv	4 10
11 20	82	Lv Tracy		Ar	4 00
e11 52	107	" Patterson		"	d 3 29
e12 05	119	" Newman		"	d 3 16
e12 10	123	" Gustine		"	b 3 12
12 37	140	" Los Banos		"	2 51
e12 53	153	" Dos Palos		"	b 2 27
a 1 07	166	" Firebaugh		"	b 2 11
a 1 16	174	" Mendota		"	b 2 00
a 1 39	193	" Kerman		"	b 1 39
2 35	208	" Fresno		Lv	1 15
3 35	253	" Tulare		Lv	11 46
5 00	316	" Bakersfield		Lv	10 30
10 45	485	Ar Los Angeles (Union Station)		Lv	4 40

VISALIA, EXETER, PORTERVILLE (Daily)

52-54 Bus Mls.		Table 115		51-53 Bus	
6 20	0	Lv San Francisco	Market Street	SP. Ar	6 20
6 53	4	" Oakland Pier	Ferry	" Ar	5 50
7 00	6	" Oakland (16th St.)		" Ar	5 40
7 08	9	" Berkeley		" Ar	5 31
8 44	82	Ar Tracy		Lv	3 47
7 00	0	Lv Sacramento		Ar	5 20
7 54	36	Lv Lodi		Ar	4 25
8 19	48	Lv Stockton		Ar	4 05
8 48	82	Lv Tracy		Ar	3 42
10 17	150	" Merced		"	2 17
11 32	205	" Fresno		"	1 07
12 26	250	Ar Tulare (111, 112)		SP. Lv	12 16
12 40	0	Lv Tulare	Orange Belt Stages	Ar	12 05
1 15	12	Ar Visalia	"	"	11 30
1 50	22	" Exeter	"	"	11 01
2 07	31	" Lindsay	"	"	10 34
2 15	37	" Strathmore	"	"	10 30
2 30	43	Ar Porterville	"	Lv	10 20
10 20	0	Lv Porterville	"	Ar	2 30
10 30	6	" Strathmore	"	"	2 15
10 34	12	" Lindsay	"	"	2 07
11 01	21	" Exeter	"	"	1 50
11 33	31	" Visalia	"	Ar	1 15
12 05	43	Ar Tulare	Orange Belt Stages	Lv	12 40
12 26	250	Lv Tulare (111, 112)		SP. Ar	12 16
1 34	313	Ar Bakersfield		Lv	11 13
6 30	482	Ar Los Angeles (Union Station)		SP. Lv	6 20

(A) Table 116 (Rail Tickets Honored) SAN JOSE, TRACY, BAKERSFIELD

*6 40	*5 30	Lv San Jose	Ar	8 45	7 02
7 32	6 22	" Pleasanton	Ar	7 56	6 13
7 46	6 37	" Livermore	Ar	7 44	6 01
8 17	7 09	Ar Tracy	Lv	7 07	5 26
11 20	8 48	Lv Tracy	S.P. Ar	4 00	3 42
2 15	11 25	Ar Fresno	Lv	1 15	1 17
3 35	12 26	Ar Tulare	Lv	11 46	12 16
4 50	1 34	Ar Bakersfield	Lv	10 30	11 13

(B) MODESTO-RIVERBANK-OAKDALE STAGES (Rail Tickets Honored)

Lv Modesto	# 7 15	Ar Oakdale	7 50
Lv Modesto	#10 00	Ar Oakdale	10 35
Lv Modesto	# 4 15	Ar Oakdale	4 50
Lv Oakdale	8 00	Ar Modesto	8 40
Lv Oakdale	1 15	Ar Modesto	1 55

#-SP Depot. Daily except Sun. & Hol.

All PM time in Dark faced figures.

*Regularly assigned cars are air-conditioned.

▲-Pacific Greyhound Bus.

a-Stops on flag to detain pay passengers from Martinez or beyond; also to entrain for Bakersfield or beyond.

Table 117 (Rail Tickets Honored) SAN FRANCISCO, LIVERMORE

*5 45	*4 45	Lv San Francisco	Ar	10 25	7 45
6 15	5 15	Lv Oakland	Ar	9 53	7 26
7 32	6 32	Ar Pleasanton	Lv	8 38	6 48
7 45	6 35	Ar Livermore	Lv	8 26	6 58

For additional service between these points ask your Southern Pacific Agent.

Table 118 STOCKTON, SACRAMENTO-JACKSON Amador Stage Lines

*10 30	Lv Stockton	Ar	8 30
12 00	Ar Jackson	Lv	* 7 00
* 4 30	Lv Sacramento	Ar	2 30
6 00	Ar Jackson	Lv	* 1 00

b-Stops on flag to entrain pay passengers for Martinez or beyond; also detrain from Bakersfield or beyond.

c-Stops on flag to entrain pay passengers for Martinez or beyond; also detrain from Fresno or beyond.

Yosemite National Park—Open All Year

Streamlined Chair Cars and Coffee Shop Car, Tavern Car—on Trains 51-52.

(Please reserve seats in advance)

★San Francisco-Sacramento and Los Angeles via Merced and Fresno on Trains 51, 52, 53 and 54.

56 Daily		52 Daily Mls.		Table 119		55 Daily		51 Daily	
9 30	6 20	0	Lv San Francisco	Market Street	Ar	5 20	6 20		
10 00	6 53	4	" Oakland Pier	Ferry	Ar	4 45	5 50		
10 08	7 00	6	" Oakland (16th St.)		Ar	4 35	5 40		
10 17	7 08	9	" Berkeley		Ar	4 23	5 31		
10 28	7 17	15	" Richmond		Ar	4 08	5 18		
11 20	7 53	35	" Martinez		Ar	3 20	4 45		
1 20	8 48	82	" Tracy		Ar	1 45	3 47		
3 50	10 17	150	Ar Merced (111, 112)		Lv	10 50	2 17		

LOS ANGELES, FRESNO, MERCED

55 Daily		59 Daily		51 Daily Mls.		52 Daily		56 Daily		60 Daily	
9 10	6 30	6 20	0	Lv Los Angeles (Union Sta.)	Ar	6 30	6 00	7 50			
5 25	12 10	11 13	169	Lv Bakersfield	Ar	1 34	9 30	2 10			
8 50	2 42	1 07	277	Ar Fresno	Lv	11 32	5 55	12 05			
10 50	4 13	2 17	332	Ar Merced (111, 112)	Lv	10 17	3 50	10 30			

SACRAMENTO AND MERCED

60 Daily		54-52 Daily		Mls.		59 Daily		51-53 Daily	
7 45	7 00	0	Lv Sacramento		Ar	7 30	5 20		
8 30	7 54	36	" Lodi		Ar	6 26	4 25		
8 56	8 19	48	" Stockton		Ar	5 45	4 05		
10 30	10 17	115	Ar Merced (111, 112)		Lv	4 13	2 17		

Table 120 YOSEMITE TRANSPORTATION SYSTEM MERCED AND YOSEMITE VALLEY (Daily Service)

2 45	12 00	0	Lv Merced (Via El Portal) (S.P. Sta.)	Ar	9 52	1 55
5 30	2 50	82	Ar Yosemite Valley	Lv	7 15	11 15

YOSEMITE TRANSPORTATION SYSTEM FRESNO AND YOSEMITE VALLEY

Daily—June 8 to Sept. 15.—Service suspended during Fall and Winter.

8 00	0	Lv Fresno (111, 112)		Ar	4 30
10 20	67	Ar Mariposa Big Trees	Horseshoe Route	Lv	11 00
2 30	103	Ar Yosemite Valley		Lv	9 30

YOSEMITE TRANSPORTATION SYSTEM TIOGA PASS ROUTE

Daily—July 4 to Sept. 1.—Service suspended during Fall and Winter.

7 30	0	Lv Yosemite Valley		Ar	4 30
4 30	235	Ar Lake Tahoe (Tahoe Tavern)		Lv	7 30

Sequoia and Kings Canyon National Parks

Table 121 Season—Daily May 23 to September 14

1 10	Lv Tulare (111, 112) S.P. Station	Sequoia Bus	Ar	12 00
1 45	Lv Visalia	"	Lv	11 30
4 00	Ar Giant Forest Lodge	Sequoia Bus	Lv	9 30

During off-season, Sept. 14 to May 23, "on call" transportation service by advance reservation from Tulare and Visalia to Giant Forest.

Table 122 Season—(Daily) June 20 to September 10. BIG CREEK—HUNTINGTON LAKE (Huntington Stage Line)

7 30	Lv Fresno (111, 112) (P. G. L. Terminal)	Ar	4 30
9 30	Ar Auberry	Lv	3 15
10 30	Ar Big Creek	Lv	1 45
11 30	Ar Lakeshore Resort, Huntington Lake	Lv	1 00

e-Stops on flag to entrain pay passengers for Fresno or beyond; also detrain from Martinez or beyond.

TIMES SHOWN BELOW ARE STANDARD TIME

SAN FRANCISCO • SACRAMENTO

VIA CROCKETT (VALLEJO) - MARTINEZ (BENICIA) - DIXON - DAVIS

Mls.	Table 123	224 Daily	52 Daily	10 Daily	56 Daily	246 Exc Su & (a)	244 Sun & (a) only	248 Daily	24 Daily	20 Daily	58 Daily	22 Daily	26 Daily		
0	Lv San Francisco Market St.	6 20	6 20	7 45	9 30	2 00	2 30	4 30	6 30	7 30	8 00	9 00	9 00		
4	Ar Oakland Pier Ferry	6 40	6 40	8 05	9 50	2 20	2 50	4 50	6 50	7 50	8 20	9 20	9 20		
4	Lv Oakland Pier	6 45	6 53	8 15	10 00	2 30	2 55	4 57	6 57	7 00	8 00	9 30	9 35		
6	" Oakland (16th St.)	6 51	7 00	8 22	10 06	2 38	3 02	5 04	7 08	8 09	8 45	9 38	9 45		
9	" Berkeley	6 58	7 08	8 29	10 17	2 46	3 10	5 12	7 17	8 18	8 57	9 47	9 56		
13	" Stege														
15	Ar Richmond	7 06	7 17		10 28	2 56	3 20	EL DORADO	7 27	8 30	9 11	9 58	10 09		
17	" San Pablo														
19	" Giant														
23	" Pinole				11 40	3 08	3 30						11 20		
24	" Hercules														
25	" Rodeo														
27	" Tormey														
28	" Selby														
29	Ar Crockett	7 27	7 39		11 01	3 13	3 41	5 39	7 52	8 53	9 38	10 21	10 34		
0	Lv Crockett	7 50												* 6 05	* 2 00
5	Ar Vallejo (401 York St.)	8 05												6 20	2 15
31	Lv Port Costa				11 06	3 27	3 45						10 38		
35	Ar Martinez (To Benicia)	7 37	7 47	9 05	11 12	3 37	3 53	5 49	8 05	9 08	9 49	10 35	10 50		
35	Lv Martinez	7 37		9 05		3 37	3 53	5 49	8 05	9 08		10 35	10 50		
52	" Suisun-Fairfield	8 01				4 05	4 15	6 11	8 27	9 31		10 58	11 16		
55	" Tolenas														
62	" Elmira					4 16	4 25						11 29		
70	" Dixon					4 30	4 33			9 51			11 39		
79	" Davis	8 30		9 49		4 45	4 45	6 40	8 58	10 05			11 54		
92	Ar Sacramento	8 50				5 05	5 05	7 00	9 20			11 50	12 15		



WHY DRIVE?

If you enjoy bucking the traffic between Sacramento and San Francisco, that's one thing. If you don't, we invite you to *try the train*. We think you'll find it's hard to beat the time, comfort, convenience and cost afforded by Southern Pacific service.

EXPRESS IT!



for friendly shipping help... and sure, fast service...

ALWAYS ASK THE EXPRESS MAN!



Table 124	21 Daily	23 Daily	57 Daily	247 Daily	229 Exc Su & (a)	243 Sun & (a) only	55 Daily	51 Daily	223 Daily	19 Daily	241 Exc Su & (a)	245 Sun & (a) only	9 Daily		
Lv Sacramento	1 30	3 40		6 20	11 00	11 10			4 20	—	6 30	7 00	—		
" Davis	1 46			6 36	11 18	11 27			4 36	6 42	6 50	7 18	—		
" Dixon					11 27	11 36					7 02	7 27	—		
" Elmira					11 35	11 44					7 10		—		
" Tolenas													—		
" Suisun-Fairfield	2 16			7 02	11 50	11 56			5 01	7 10	7 25	7 47	—		
Ar Martinez (To Benicia)		4 47		7 23	12 12	12 18			5 22	7 33	7 50	8 09	9 48		
Lv Martinez		4 47		7 23	12 12	12 18			5 22	7 33	7 50	8 09	9 48		
" Port Costa			5 20	7 23	12 18	12 24	3 20	4 45	5 22	7 33	7 50	8 09	9 48		
" Sacramento				7 23	12 18	12 24	3 26				7 56	8 15			
Lv Vallejo (401 York St.)					11 55	11 55					4 45			* 5 45	* 7 05
Ar Crockett					12 10	12 10					5 00			6 00	7 20
Lv Crockett	2 50	5 02	5 35		12 26	12 30	3 38	4 56			7 46	8 10	8 25		
" Selby															
" Tormey															
" Rodeo															
" Hercules															
" Pinole															
" Giant															
" San Pablo															
" Richmond	3 16	5 26	6 00												
" Stege															
Ar Berkeley	3 35	5 40	6 14	8 03	1 02	1 02	4 23	5 31	6 03	8 24	8 50	9 03	10 24		
Ar Oakland (16th St.)	3 50	5 50	6 25	8 13	1 12	1 12	4 35	5 40	6 13	8 35	9 02	9 13	10 33		
Ar Oakland Pier	4 00	6 00	6 35	8 23	1 20	1 20	4 45	5 50	6 22	8 45	9 15	9 23	10 43		
Lv Oakland Pier Ferry	4 30	6 15	6 55	8 30	1 30	1 30	5 00	6 00	6 30	9 00	9 30	9 30	10 55		
Ar San Francisco Market St.	4 50	6 35	7 15	8 50	1 50	1 50	5 20	6 20	6 50	9 20	9 50	9 50	11 15		

All PM time in Dark faced figures.

*-Daily.

Exc.-Except.

†-From Davis only.

‡-To Davis only.

◆-Carries Club Car and Snack-Lounge.

○-Carries Club Car.

Baggage—No Checked Service to or from intermediate stations between Oakland Pier and Sacramento on Trains 26, 223, 224, 241, 245, 247 and 248.

e-New Year's Day, Washington's Birthday, Decoration Day, July Fourth, Labor Day, Thanksgiving, Christmas.

f-Flag stop to entrain or detrain passengers.

h-Stops on flag to detrain revenue passengers from Suisun-Fairfield or beyond.

TIMES SHOWN BELOW ARE STANDARD TIME

SAN FRANCISCO TO SAN JOSE

VIA BURLINGAME - SAN MATEO - REDWOOD CITY - MENLO PARK - PALO ALTO

Table 125		108 Ex. Sat. Sun. & Hol. (See a)	110 Ex. Sat. Sun. & Hol. (See a)	162 Sat. Sun. & Hol. (See a)	112 Daily (See a)	164 Ex. Sat. Sun. & Hol. (See a)	114 Ex. Sat. Sun. & Hol. (See a)	166 Sat. Only (See #)	116 Daily (See #)	168 Sat. Only (See #)	118 Ex. Sun. (See #)	78 Del Monte Daily (See #)	120 Ex. Sat. Sun. & Hol. (See a)	170 Ex. Sat. Sun. & Hol. (See a)	122 Ex. Sat. Sun. & Hol. (See a)	124 Ex. Sat. Sun. & Hol. (See a)	126 Ex. Sat. Sun. & Hol. (See a)	128 Ex. Sat. Sun. & Hol. (See a)
0.0	Lv San Francisco (3rd St.)	A.M. 4 45	A.M. 5 55	A.M. 6 05	A.M. 7 20	A.M. 10 00	A.M. 10 00	A.M. 11 30	P.M. 12 30	P.M. 1 15	P.M. 2 05	P.M. 3 00	P.M. 3 05	P.M. 3 05	P.M. 3 20	P.M. 3 40	P.M. 3 52	P.M. 3 58
1.9	Lv 23rd St.	4 45	5 59	6 09	7 24			11 34	12 30		2 09		3 09	3 05	3 24	3 45	3 52	4 02
3.1	Lv Newcomb Ave.																	
4.1	Lv Paul Ave.							11 37								3 50		
5.2	Lv Bayshore	4 55	6 05	6 15	7 29			11 40		1 24	2 15			3 14	3 30	3 53		
6.9	Lv Visitacion																	
8.6	Lv Butler Road			6 20	7 36	10 15	10 14	11 47	12 44	1 30	2 22			3 21	3 37	4 00		4 13
9.3	Lv So. San Francisco	5 01	6 11	6 24	7 40	10 19	10 18	11 51	12 48	1 34	2 26		3 21	3 37	4 00		4 13	
11.0	Lv San Bruno	5 05	6 15	6 24	7 40	10 19	10 18	11 51	12 48	1 34	2 26		3 21	3 37	4 00		4 13	
12.1	Lv Lomita Park		6 17	6 26	7 42			11 54		1 36	2 28		3 23	3 39	4 01	4 04	4 08	4 18
13.7	Lv Millbrae	5 10	6 20	6 28	7 45	10 23	10 24	11 58	12 52	1 38	2 31		3 29	3 45			4 13	
15.2	Lv Broadway	5 13	6 23	6 32	7 49	10 26	10 27	12 01	12 55	1 43	2 35		3 29	3 45			4 13	4 23
16.3	Lv Burlingame	5 18	6 26	6 35	7 52	10 29	10 33	12 04	12 57	1 46	2 40		3 32	3 48	4 11		4 18	
17.9	Lv San Mateo	5 23	6 30	6 39	7 56	10 33	10 39	12 08	1 01	1 50	2 45		3 36	3 52	4 14		4 28	
18.9	Lv Hayward Park	5 25	6 34	6 43	8 01	10 37	10 43	12 10	1 03	1 52	2 49		3 38	3 54	4 17		4 32	
20.3	Lv Hillsdale	5 27	6 34	6 43	8 01	10 37	10 43	12 13	1 05	1 54	2 49		3 40	3 56	4 19		4 34	
21.9	Lv Belmont	5 30	6 37	6 45	8 04	10 40	10 48	12 16	1 08	1 57	2 52		3 43	4 00	4 22		4 36	
23.2	Lv San Carlos	5 33	6 40	6 48	8 07	10 43	10 52	12 20	1 11	2 01	2 56		3 46	4 03	4 26		4 41	
25.4	Lv Redwood City	5 39	6 44	6 52	8 11	10 47	10 59	12 24	1 15	2 05	3 02		3 50	4 07	4 30		4 45	
27.8	Lv Atherton	5 42	6 48	6 56	8 14	10 51	11 03	12 29	1 18	2 08	3 05		3 53	4 10	4 33		4 48	
28.9	Lv Menlo Park	5 46	6 51	6 58	8 17	10 54	11 06	12 32	1 21	2 10	3 08		3 56	4 13	4 36		4 51	
30.1	Lv Palo Alto	5 54	6 55	7 02	8 20	10 57	11 17	12 35	1 24	2 14	3 13		4 00	4 17	4 40		4 55	
31.8	Ar California Ave.	5 57	6 59	7 06	8 23	11 01	11 20	12 39	1 27	2 17	3 16		4 03	4 20	4 43		4 58	
34.8	Lv Castro		7 06	7 13	8 31	11 08	11 28	12 46	1 33	2 24	3 23		4 09	4 26	4 49		5 04	
36.1	Lv Mountain View	6 05	7 06	7 13	8 31	11 08	11 28	12 46	1 33	2 24	3 23		4 09	4 26	4 49		5 04	
38.8	Lv Sunnyvale	6 12	7 11	7 18	8 36	11 13	11 36	12 51	1 38	2 29	3 30		4 15	4 32	4 55		5 10	
44.3	Lv Santa Clara	6 19	7 18	7 24	8 43	11 19	11 44	12 59	1 45	2 36	3 37		4 23	4 40	5 03		5 18	
45.7	Lv College Park		7 21			11 22				2 39			4 26	4 43	5 06		5 21	
46.9	Ar San Jose	6 25	7 25	7 30	8 50	11 25	11 50	1 05	1 52	2 45	3 45	3 59	4 30	4 47	5 10		5 25	5 35

Table 125		172 Sat. Only (See #)	130 Ex. Sat. Sun. & Hol. (See a)	132 Ex. Sat. Sun. & Hol. (See a)	134 Ex. Sat. Sun. & Hol. (See a)	136 Ex. Sat. Sun. & Hol. (See a)	138 Ex. Sat. Sun. & Hol. (See a)	140 Ex. Sat. Sun. & Hol. (See a)	142 Ex. Sat. Sun. & Hol. (See a)	144 Ex. Sat. Sun. & Hol. (See a)	146 Ex. Sat. Sun. & Hol. (See a)	148 Ex. Sat. Sun. & Hol. (See a)	174 Sat. Sun. & Hol. (See a)	150 Ex. Sat. Sun. & Hol. (See a)	176 Sat. Only (See #)	152 Ex. Sat. Sun. & Hol. (See a)	178 Ex. Sat. Sun. & Hol. (See a)	154 Ex. Sat. Sun. & Hol. (See a)	156 Daily (See a)	158 Daily (See a)	160 Daily (See a)	PGL Bus Lv PGL Sta. Daily
	Lv San Francisco (3rd St.)	P.M. 4 00	P.M. 4 14	P.M. 4 17	P.M. 4 20	P.M. 4 23	P.M. 4 26	P.M. 4 29	P.M. 4 32	P.M. 4 35	P.M. 4 45	P.M. 5 00	P.M. 5 00	P.M. 5 30	P.M. 6 00	P.M. 6 15	P.M. 7 00	P.M. 7 30	P.M. 9 00	P.M. 10 20	P.M. 11 30	A.M. 1 40
	Lv 23rd St.	4 04									4 49	5 00	5 04								11 34	1 40
	Lv Newcomb Ave.																					
	Lv Paul Ave.	4 08											5 09									
	Lv Bayshore	4 10										5 08	5 11		6 09							1 59
	Lv Visitacion																					
	Lv Butler Road	4 17								4 49	5 14	5 15	5 44	6 15	6 29	7 14	7 44	9 15	10 34	11 46	1 46	2 03
	Lv So. San Francisco	4 21							4 53	5 18	5 19	5 48	6 19	6 33	7 18	7 48	9 19	10 38	11 50	1 50	2 13	
	Lv San Bruno	4 23							4 55	5 20	5 21	5 50	6 21	6 35	7 20	7 50	9 21	10 40	1 52	2 15	2 18	
	Lv Lomita Park	4 26							4 58	5 22	5 23	5 53	6 24	6 38	7 23	7 53	9 24	10 43	1 54	2 17	2 20	
	Lv Millbrae	4 30							5 02	5 26	5 27	5 57	6 27	6 42	7 27	7 56	9 28	10 46	1 57	2 20	2 23	
	Lv Broadway	4 33							4 55	5 29	5 30	6 00	6 30	6 45	7 30	8 00	9 31	10 49	1 59	2 21	2 25	
	Lv Burlingame	4 37							4 59	5 33	5 34	6 04	6 34	6 49	7 34	8 03	9 35	10 53	1 53	2 22	2 26	
	Lv San Mateo	4 40							5 02	5 35	5 36	6 06	6 36	6 51	7 36	8 05	9 37	10 55	1 55	2 23	2 27	
	Lv Hayward Park	4 42							5 02	5 38	5 38	6 09	6 39	6 54	7 39	8 07	9 39	10 57	1 57	2 24	2 28	
	Lv Hillsdale	4 42							5 02	5 41	5 41	6 12	6 42	6 57	7 42	8 10	9 43	11 00	1 57	2 25	2 29	
	Lv Belmont	4 45					4 55	5 08	5 20	5 44	5 44	6 15	6 45	7 00	7 45	8 14	9 45	11 03	1 53	2 26	2 30	
	Lv San Carlos	4 48					4 59	5 12	5 24	5 48	5 48	6 19	6 49	7 04	7 49	8 18	9 50	11 07	1 54	2 27	2 31	
	Lv Redwood City	4 52				4 56	5 04	5 17	5 29	5 51	5 51	6 22	6 52	7 07	7 52	8 20	9 53	11 10	1 55	2 28	2 32	
	Lv Atherton	4 55		4 54			5 10	5 22	5 34	5 54	5 54	6 25	6 56	7 10	7 55	8 24	9 56	11 12	1 56	2 29	2 33	
	Lv Menlo Park	4 57		4 52			5 08	5 35	5 47	5 67	5 67	6 25	6 56	7 10	7 55	8 24	9 56	11 12	1 56	2 29	2 33	
	Lv Palo Alto	5 02			4 59		5 15	5 38	5 50	5 67	5 67	6 25	6 56	7 10	7 55	8 24	9 56	11 12	1 56	2 29	2 33	
	Ar California Ave.	5 05	4 53			5 08	5 18	5 41	6 00	6 01	6 31	7 02	7 16	8 01	8 30	10 02	11 18	1 58	2 30	2 34	2 38	
	Lv Castro																					
	Lv Mountain View	5 12	5 00				5 24	5 49	6 06	6 08	6 38	7 09	7 23	8 08	8 37	10 09	11 25	1 59	2 31	2 35	2 39	
	Lv Sunnyvale	5 17	5 05				5 20	5 54	6 11	6 13	6 43	7 14	7 28	8 13	8 42	10 14	11 29	1 59	2 31	2 35	2 39	
	Lv Santa Clara	5 24	5 12		5 18		5 35	6 01	6 18	6 22	6 50	7 21	7 35	8 20	8 49	10 21	11 37	1 59	2 31	2 35	2 39	
	Lv College Park																					
	Ar San Jose	5 30	5 18		5 25	5 30	5 41	6 08	6 25	6 30	6 55	7 25	7 40	8 25	8 55	10 30	11 45	1 59	2 31	2 35	2 39	

All PM time in dark faced figures. Baggage is carried on Trains 114, 118. e-Holidays indicated are—New Year's Day, Washington's Birthday, Decoration Day, July Fourth, Labor Day, Thanksgiving, Christmas. b-Does not operate to San Jose Station. c-Stops on flag Saturday only. PGL Depot-7th and Mission Sts. Does not Stop at S.P. 3rd St. Station. e-Stops on flag only on Sundays and Holidays (See a). f-Flag stop to entrain or detrain passengers. g-Does not operate on Holidays (See a). Commutation tickets will be honored on Train 78 when presented with other valid transportation to cover a continuous passage between stations north of San Jose on the one hand and Morganhill and stations south on the other hand. Commute tickets sold for travel between Campbell or Los Gatos and Peninsula Stations will be honored between San Francisco and San Jose and/or intermediate stations.

TIMES SHOWN BELOW ARE STANDARD TIME

SAN JOSE TO SAN FRANCISCO

VIA PALO ALTO - MENLO PARK - REDWOOD CITY - SAN MATEO - BURLINGAME

Table 126		105 Ex. Sat. Sun. & Hol. (See a)	163 Sat. Sun. & Hol. (See a)	107 Ex. Sat. Sun. & Hol. (See a)	109 Ex. Sat. Sun. & Hol. (See a)	165 Sat. Sun. & Hol. (See a)	111 Ex. Sat. Sun. & Hol. (See a)	113 Ex. Sat. Sun. & Hol. (See a)	167 Sat. only (See a)	115 Ex. Sat. Sun. & Hol. (See a)	117 Ex. Sat. Sun. & Hol. (See a)	119 Ex. Sat. Sun. & Hol. (See a)	121 Ex. Sat. Sun. & Hol. (See a)	123 Ex. Sat. Sun. & Hol. (See a)	125 Ex. Sat. Sun. & Hol. (See a)	169 Sat. only (See a)	127 Ex. Sat. Sun. & Hol. (See a)	129 Ex. Sat. Sun. & Hol. (See a)	131 Ex. Sat. Sun. & Hol. (See a)	171 Sat. only (See a)
0.0	Lv San Jose	A.M. 3 50	A.M. 4 00	A.M. 4 07	A.M. 4 45	A.M. 4 50	A.M. 5 03	A.M. 5 20	A.M. 5 27	A.M. 5 31	A.M. 5 43	A.M. 5 50	A.M. 5 55	A.M. 5 55	A.M. 6 03	A.M. 6 03	A.M. 6 15	A.M. 6 15	A.M. 6 15	A.M. 6 15
1.2	Lv College Park	A.M. 4 02	A.M. 4 12	A.M. 4 19	A.M. 4 55	A.M. 5 03	A.M. 5 16	A.M. 5 28	A.M. 5 33	A.M. 5 38	A.M. 5 47	A.M. 5 57	A.M. 6 00	A.M. 6 00	A.M. 6 07	A.M. 6 12	A.M. 6 15	A.M. 6 15	A.M. 6 15	A.M. 6 15
2.6	Lv Santa Clara	A.M. 4 05	A.M. 4 15	A.M. 4 22	A.M. 5 00	A.M. 5 08	A.M. 5 21	A.M. 5 33	A.M. 5 38	A.M. 5 43	A.M. 5 52	A.M. 6 00	A.M. 6 03	A.M. 6 03	A.M. 6 10	A.M. 6 15	A.M. 6 15	A.M. 6 15	A.M. 6 15	A.M. 6 15
8.1	Lv Sunnyvale	A.M. 4 00	A.M. 4 10	A.M. 4 17	A.M. 4 55	A.M. 5 03	A.M. 5 16	A.M. 5 28	A.M. 5 33	A.M. 5 38	A.M. 5 47	A.M. 5 57	A.M. 6 00	A.M. 6 00	A.M. 6 07	A.M. 6 12	A.M. 6 15	A.M. 6 15	A.M. 6 15	A.M. 6 15
10.8	Lv Mountain View	A.M. 4 05	A.M. 4 15	A.M. 4 22	A.M. 5 00	A.M. 5 08	A.M. 5 21	A.M. 5 33	A.M. 5 38	A.M. 5 43	A.M. 5 52	A.M. 6 00	A.M. 6 03	A.M. 6 03	A.M. 6 10	A.M. 6 15	A.M. 6 15	A.M. 6 15	A.M. 6 15	A.M. 6 15
12.1	Lv Castro	A.M. 4 12	A.M. 4 21	A.M. 4 28	A.M. 5 07	A.M. 5 14	A.M. 5 27	A.M. 5 39	A.M. 5 44	A.M. 5 49	A.M. 5 58	A.M. 6 06	A.M. 6 09	A.M. 6 09	A.M. 6 16	A.M. 6 21	A.M. 6 24	A.M. 6 24	A.M. 6 24	A.M. 6 24
15.1	Lv California Ave.	A.M. 4 20	A.M. 4 31	A.M. 4 38	A.M. 5 10	A.M. 5 17	A.M. 5 27	A.M. 5 39	A.M. 5 44	A.M. 5 49	A.M. 5 58	A.M. 6 06	A.M. 6 09	A.M. 6 09	A.M. 6 16	A.M. 6 21	A.M. 6 24	A.M. 6 24	A.M. 6 24	A.M. 6 24
16.8	Lv Palo Alto	A.M. 4 22	A.M. 4 33	A.M. 4 40	A.M. 5 13	A.M. 5 20	A.M. 5 30	A.M. 5 42	A.M. 5 47	A.M. 5 52	A.M. 6 01	A.M. 6 09	A.M. 6 12	A.M. 6 12	A.M. 6 19	A.M. 6 24	A.M. 6 27	A.M. 6 27	A.M. 6 27	A.M. 6 27
18.0	Lv Menlo Park	A.M. 4 25	A.M. 4 35	A.M. 4 42	A.M. 5 16	A.M. 5 22	A.M. 5 32	A.M. 5 44	A.M. 5 49	A.M. 5 54	A.M. 6 03	A.M. 6 11	A.M. 6 14	A.M. 6 14	A.M. 6 21	A.M. 6 26	A.M. 6 29	A.M. 6 29	A.M. 6 29	A.M. 6 29
19.1	Lv Atherton	A.M. 4 30	A.M. 4 40	A.M. 4 47	A.M. 5 21	A.M. 5 27	A.M. 5 37	A.M. 5 49	A.M. 5 54	A.M. 6 00	A.M. 6 09	A.M. 6 17	A.M. 6 20	A.M. 6 20	A.M. 6 27	A.M. 6 32	A.M. 6 35	A.M. 6 35	A.M. 6 35	A.M. 6 35
21.5	Lv Redwood City	A.M. 4 30	A.M. 4 40	A.M. 4 47	A.M. 5 21	A.M. 5 27	A.M. 5 37	A.M. 5 49	A.M. 5 54	A.M. 6 00	A.M. 6 09	A.M. 6 17	A.M. 6 20	A.M. 6 20	A.M. 6 27	A.M. 6 32	A.M. 6 35	A.M. 6 35	A.M. 6 35	A.M. 6 35
23.7	Lv San Carlos	A.M. 4 34	A.M. 4 43	A.M. 4 50	A.M. 5 25	A.M. 5 31	A.M. 5 40	A.M. 5 52	A.M. 6 00	A.M. 6 07	A.M. 6 15	A.M. 6 23	A.M. 6 26	A.M. 6 26	A.M. 6 33	A.M. 6 38	A.M. 6 41	A.M. 6 41	A.M. 6 41	A.M. 6 41
25.0	Lv Belmont	A.M. 4 36	A.M. 4 45	A.M. 4 52	A.M. 5 28	A.M. 5 34	A.M. 5 43	A.M. 5 55	A.M. 6 03	A.M. 6 10	A.M. 6 18	A.M. 6 26	A.M. 6 29	A.M. 6 29	A.M. 6 36	A.M. 6 41	A.M. 6 44	A.M. 6 44	A.M. 6 44	A.M. 6 44
26.6	Lv Hillsdale	A.M. 4 39	A.M. 4 48	A.M. 4 55	A.M. 5 31	A.M. 5 37	A.M. 5 46	A.M. 5 58	A.M. 6 06	A.M. 6 13	A.M. 6 21	A.M. 6 29	A.M. 6 32	A.M. 6 32	A.M. 6 39	A.M. 6 44	A.M. 6 47	A.M. 6 47	A.M. 6 47	A.M. 6 47
28.0	Lv Hayward Park	A.M. 4 40	A.M. 4 49	A.M. 4 56	A.M. 5 34	A.M. 5 40	A.M. 5 49	A.M. 6 01	A.M. 6 08	A.M. 6 16	A.M. 6 24	A.M. 6 32	A.M. 6 35	A.M. 6 35	A.M. 6 42	A.M. 6 47	A.M. 6 50	A.M. 6 50	A.M. 6 50	A.M. 6 50
29.0	Lv San Mateo	A.M. 4 44	A.M. 4 53	A.M. 5 00	A.M. 5 38	A.M. 5 44	A.M. 5 53	A.M. 6 05	A.M. 6 12	A.M. 6 20	A.M. 6 28	A.M. 6 36	A.M. 6 39	A.M. 6 39	A.M. 6 46	A.M. 6 51	A.M. 6 54	A.M. 6 54	A.M. 6 54	A.M. 6 54
30.6	Lv Burlingame	A.M. 4 47	A.M. 4 56	A.M. 5 03	A.M. 5 42	A.M. 5 48	A.M. 5 57	A.M. 6 09	A.M. 6 16	A.M. 6 24	A.M. 6 32	A.M. 6 40	A.M. 6 43	A.M. 6 43	A.M. 6 50	A.M. 6 55	A.M. 6 58	A.M. 6 58	A.M. 6 58	A.M. 6 58
31.7	Lv Broadway	A.M. 4 50	A.M. 4 59	A.M. 5 06	A.M. 5 45	A.M. 5 51	A.M. 6 00	A.M. 6 12	A.M. 6 19	A.M. 6 27	A.M. 6 35	A.M. 6 43	A.M. 6 46	A.M. 6 46	A.M. 6 53	A.M. 6 58	A.M. 6 61	A.M. 6 61	A.M. 6 61	A.M. 6 61
33.2	Lv Millbrae	A.M. 4 53	A.M. 5 02	A.M. 5 09	A.M. 5 48	A.M. 5 54	A.M. 6 03	A.M. 6 15	A.M. 6 22	A.M. 6 30	A.M. 6 38	A.M. 6 46	A.M. 6 49	A.M. 6 49	A.M. 6 56	A.M. 6 61	A.M. 6 64	A.M. 6 64	A.M. 6 64	A.M. 6 64
34.8	Lv Lomita Park	A.M. 4 58	A.M. 5 08	A.M. 5 15	A.M. 5 54	A.M. 6 00	A.M. 6 09	A.M. 6 21	A.M. 6 28	A.M. 6 36	A.M. 6 44	A.M. 6 52	A.M. 6 55	A.M. 6 55	A.M. 7 02	A.M. 7 07	A.M. 7 10	A.M. 7 10	A.M. 7 10	A.M. 7 10
35.9	Lv San Bruno	A.M. 5 02	A.M. 5 12	A.M. 5 19	A.M. 5 58	A.M. 6 04	A.M. 6 13	A.M. 6 25	A.M. 6 32	A.M. 6 40	A.M. 6 48	A.M. 6 56	A.M. 7 00	A.M. 7 00	A.M. 7 07	A.M. 7 12	A.M. 7 15	A.M. 7 15	A.M. 7 15	A.M. 7 15
37.6	Lv South San Francisco	A.M. 5 02	A.M. 5 12	A.M. 5 19	A.M. 5 58	A.M. 6 04	A.M. 6 13	A.M. 6 25	A.M. 6 32	A.M. 6 40	A.M. 6 48	A.M. 6 56	A.M. 7 00	A.M. 7 00	A.M. 7 07	A.M. 7 12	A.M. 7 15	A.M. 7 15	A.M. 7 15	A.M. 7 15
38.3	Lv Butler Road	A.M. 5 06	A.M. 5 16	A.M. 5 23	A.M. 6 04	A.M. 6 10	A.M. 6 19	A.M. 6 31	A.M. 6 38	A.M. 6 46	A.M. 6 54	A.M. 7 02	A.M. 7 05	A.M. 7 05	A.M. 7 12	A.M. 7 17	A.M. 7 20	A.M. 7 20	A.M. 7 20	A.M. 7 20
40.0	Lv Visitacion	A.M. 5 06	A.M. 5 16	A.M. 5 23	A.M. 6 04	A.M. 6 10	A.M. 6 19	A.M. 6 31	A.M. 6 38	A.M. 6 46	A.M. 6 54	A.M. 7 02	A.M. 7 05	A.M. 7 05	A.M. 7 12	A.M. 7 17	A.M. 7 20	A.M. 7 20	A.M. 7 20	A.M. 7 20
41.7	Lv Bayshore	A.M. 5 06	A.M. 5 16	A.M. 5 23	A.M. 6 04	A.M. 6 10	A.M. 6 19	A.M. 6 31	A.M. 6 38	A.M. 6 46	A.M. 6 54	A.M. 7 02	A.M. 7 05	A.M. 7 05	A.M. 7 12	A.M. 7 17	A.M. 7 20	A.M. 7 20	A.M. 7 20	A.M. 7 20
42.8	Lv Paul Ave.	A.M. 5 06	A.M. 5 16	A.M. 5 23	A.M. 6 04	A.M. 6 10	A.M. 6 19	A.M. 6 31	A.M. 6 38	A.M. 6 46	A.M. 6 54	A.M. 7 02	A.M. 7 05	A.M. 7 05	A.M. 7 12	A.M. 7 17	A.M. 7 20	A.M. 7 20	A.M. 7 20	A.M. 7 20
43.8	Lv Newcomb Ave.	A.M. 5 06	A.M. 5 16	A.M. 5 23	A.M. 6 04	A.M. 6 10	A.M. 6 19	A.M. 6 31	A.M. 6 38	A.M. 6 46	A.M. 6 54	A.M. 7 02	A.M. 7 05	A.M. 7 05	A.M. 7 12	A.M. 7 17	A.M. 7 20	A.M. 7 20	A.M. 7 20	A.M. 7 20
45.0	Lv 23rd St.	A.M. 5 11	A.M. 5 26	A.M. 5 33	A.M. 6 11	A.M. 6 16	A.M. 6 21	A.M. 6 31	A.M. 6 46	A.M. 6 54	A.M. 7 02	A.M. 7 10	A.M. 7 18	A.M. 7 21	A.M. 7 28	A.M. 7 33	A.M. 7 36	A.M. 7 36	A.M. 7 36	A.M. 7 36
46.9	Ar San Francisco (3rd St.)	A.M. 5 15	A.M. 5 30	A.M. 5 37	A.M. 6 15	A.M. 6 20	A.M. 6 25	A.M. 6 35	A.M. 6 50	A.M. 7 02	A.M. 7 10	A.M. 7 18	A.M. 7 26	A.M. 7 29	A.M. 7 36	A.M. 7 41	A.M. 7 44	A.M. 7 44	A.M. 7 44	A.M. 7 44

Table 126		133 Ex. Sat. Sun. & Hol. (See a)	135 Ex. Sat. Sun. & Hol. (See a)	137 Ex. Sat. Sun. & Hol. (See a)	173 Sat. Only (See a)	139 Ex. Sat. Sun. & Hol. (See a)	77 Del Monte Daily (See a)	141 Ex. Sat. Sun. & Hol. (See a)	175 Sun. & Hol. (See a)	143 Ex. Sat. Sun. & Hol. (See a)	145 Ex. Sat. Sun. & Hol. (See a)	147 Ex. Sat. Sun. & Hol. (See a)	177 Sun. & Hol. (See a)	179 Sat. Only (See a)	149 Ex. Sat. Sun. & Hol. (See a)	181 Ex. Sat. Sun. & Hol. (See a)	151 Daily (See a)	153 Daily (See a)	155 Ex. Sat. Sun. & Hol. (See a)	183 Sun. & Hol. (See a)	157 Daily (See a)
Lv San Jose	A.M. 6 17	A.M. 6 25	A.M. 6 55	A.M. 7 10	A.M. 7 40	A.M. 8 30	A.M. 9 00	A.M. 10 10	A.M. 11 01	A.M. 12 35	P.M. 1 05	P.M. 1 05	P.M. 1 15	P.M. 1 15	P.M. 2 55	P.M. 3 25	P.M. 4 23	P.M. 5 05	P.M. 7 15	P.M. 7 35	P.M. 9 20
Lv College Park	A.M. 6 22	A.M. 6 30	A.M. 7 05	A.M. 7 22	A.M. 7 51	A.M. 8 41	A.M. 9 10	A.M. 10 20	A.M. 11 11	A.M. 12 45	P.M. 1 15	P.M. 1 15	P.M. 1 25	P.M. 1 25	P.M. 3 00	P.M. 3 30	P.M. 4 28	P.M. 5 10	P.M. 7 20	P.M. 7 40	P.M. 9 25
Lv Santa Clara	A.M. 6 30	A.M. 6 39	A.M. 7 05	A.M. 7 22	A.M. 7 51	A.M. 8 41	A.M. 9 10	A.M. 10 20	A.M. 11 11	A.M. 12 45	P.M. 1 15	P.M. 1 15	P.M. 1 25	P.M. 1 25	P.M. 3 00	P.M. 3 30	P.M. 4 28	P.M. 5 10	P.M. 7 20	P.M. 7 40	P.M. 9 25
Lv Sunnyvale	A.M. 6 30	A.M. 6 39	A.M. 7 05	A.M. 7 22	A.M. 7 51	A.M. 8 41	A.M. 9 10	A.M. 10 20	A.M. 11 11	A.M. 12 45	P.M. 1 15	P.M. 1 15	P.M. 1 25	P.M. 1 25	P.M. 3 00	P.M. 3 30	P.M. 4 28	P.M. 5 10	P.M. 7 20	P.M. 7 40	P.M. 9 25
Lv Mountain View	A.M. 6 30	A.M. 6 39	A.M. 7 05	A.M. 7 22	A.M. 7 51	A.M. 8 41	A.M. 9 10	A.M. 10 20	A.M. 11 11	A.M. 12 45	P.M. 1 15	P.M. 1 15	P.M. 1 25	P.M. 1 25	P.M. 3 00	P.M. 3 30	P.M. 4 28	P.M. 5 10	P.M. 7 20	P.M. 7 40	P.M. 9 25
Lv Castro	A.M. 6 39	A.M. 6 43	A.M. 7 16	A.M. 7 34	A.M. 8 03	A.M. 8 49	A.M. 9 21	A.M. 10 34	A.M. 11 25	A.M. 12 59	P.M. 1 36	P.M. 1 36	P.M. 1 42	P.M. 1 42	P.M. 3 18	P.M. 3 49	P.M. 4 47	P.M. 5 31	P.M. 7 46	P.M. 8 06	P.M. 9 44
Lv California Ave.	A.M. 6 43	A.M. 6 47	A.M. 7 19	A.M. 7 37	A.M. 8 07	A.M. 8 49	A.M. 9 24	A.M. 10 38	A.M. 11 29	A.M. 13 02	P.M. 1 38	P.M. 1 38	P.M. 1 44	P.M. 1 44	P.M. 3 21	P.M. 3 53	P.M. 4 50	P.M. 5 37	P.M. 7 59	P.M. 8 19	P.M. 9 47
Lv Palo Alto	A.M. 6 43	A.M. 6 47	A.M. 7 19	A.M. 7 37	A.M. 8 07	A.M. 8 49	A.M. 9 24	A.M. 10 38	A.M. 11 29	A.M. 13 02	P.M. 1 38	P.M. 1 38	P.M. 1 44	P.M. 1 44	P.M. 3 21	P.M. 3 53	P.M. 4 50	P.M. 5 37	P.M. 7 59	P.M. 8 19	P.M. 9 47
Lv Menlo Park	A.M. 6 43	A.M. 6 47	A.M. 7 19	A.M. 7 37	A.M. 8 07	A.M. 8 49	A.M. 9 24	A.M. 10 38	A.M. 11 29	A.M. 13 02	P.M. 1 38	P.M. 1 38	P.M. 1 44	P.M. 1 44	P.M. 3 21	P.M. 3 53	P.M. 4 50	P.M. 5 37	P.M. 7 59	P.M. 8 19	P.M. 9 47
Lv Atherton	A.M. 6 53	A.M. 6 57	A.M. 7 25	A.M. 7 43	A.M. 8 11	A.M. 8 58	A.M. 9 30	A.M. 10 43	A.M. 11 34	A.M. 14 07	P.M. 1 33	P.M. 1 33	P.M. 1 39	P.M. 1 39	P.M. 3 26	P.M. 3 57	P.M. 4 56	P.M. 5 40	P.M. 8 04	P.M. 8 24	P.M. 9 50
Lv Redwood City	A.M. 6 51	A.M. 6 57	A.M. 7 30	A.M. 7 47	A.M. 8 16	A.M. 8 58	A.M. 9 35	A.M. 10 48	A.M. 11 39	A.M. 14 12	P.M. 1 53	P.M. 1 53	P.M. 1 59	P.M. 1 59	P.M. 3 31	P.M. 4 03	P.M. 5 01	P.M. 5 47	P.M. 8 09	P.M. 8 29	P.M. 9 57
Lv San Carlos	A.M. 6 55	A.M. 7 01	A.M. 7 34	A.M. 7 51	A.M. 8 20	A.M. 9 06	A.M. 9 39														

TIMES SHOWN BELOW ARE STANDARD TIME

NORTHWESTERN PACIFIC RAILROAD

SAN FRANCISCO - SAN RAFAEL - PETALUMA - SANTA ROSA - UKIAH - WILLITS - EUREKA

4 Daily		Miles	Table 127		Elev	3 Daily
▲6:40	0		Lv San Francisco (Ferry Bldg.)	P.G.L. Bus Ar	6	▲6:35
▲7:25	17		Ar San Rafael	P.G.L. Bus Lv	5	▲5:50
7:30	17		Lv San Rafael	N.W.P.R.R. Ar	5	5:45
7:56	24		" Hamilton Field	"	21	f
8:13	28		" Novato	"	12	5:26
8:55	39		" Petaluma	"	9	5:05
9:03	54		" Santa Rosa	"	150	4:31
9:10	59		" Philton	"	137	f 4:18
9:20	62.9		" Windsor	"	113	f 4:12
9:32	68		" Healdsburg	"	101	4:04
9:47	76		" Geyserville	"	206	3:50
10:23	85		" Cloverdale	"	315	3:32
10:53	100		" Hopland	"	488	2:53
11:11	114		" Ukiah	"	610	2:21
12:10	140		" Ridge	"	1913	f 1:32
12:30	140		Ar Willits (130)	Lv	1365	1:10
1:00	153		Lv Willits	Ar	1365	12:46
1:39	167		" Longvale	"	1164	f 12:15
3:40	209		" Dos Rios	"	924	11:40
5:05	237		" Alderpoint	"	341	9:38
5:53	256		" South Fork	"	169	8:12
6:22	266		" Scotia	"	101	7:21
6:32	269		" Fortuna	"	53	6:49
6:38	271		" Fernbridge	"	35	6:37
7:10	284		" Loleta	"	56	6:33
			Ar Eureka, Calif.	N.W.P.R.R. Lv	9	6:00

TRAINS 3 AND 4

Standard Sleeper: San Rafael and Eureka. (8 Sec., 1 DR., 2 Compts.) Car 1.
Coach-Lounge Refreshment Car: San Rafael and Eureka. Buffet with attendant to serve sandwiches and other light refreshments, coffee and soft drinks. Lounge for sleeping car passengers.
Tickets honored: All classes.

Table 128

VIA REDWOOD EMPIRE - BY RAIL AND MOTOR COACH - BETWEEN PORTLAND - GRANTS PASS - EUREKA - SAN FRANCISCO

Side trip is available on most through tickets over Southern Pacific's Shasta Route between Portland, Ore., and San Francisco for \$4.20 (Federal Tax Extra) additional fare. Trip may be made either southbound or northbound.

Northbound		Southbound	
▲6:40	J	Lv San Francisco, Calif.	P.G.L. Bus Ar
▲7:25	17	Ar San Rafael	P.G.L. Bus Lv
7:30	17	Lv San Rafael	N.W.P.R.R. Ar
7:10	284	Ar Eureka	N.W.P.R.R. Lv
▲6:00	0	Lv Eureka	P.G.L. Bus Ar
6:15	8	" Arcata	"
6:38	25	" Trinidad	"
7:08	47	" Orick	"
* 8:18	88	Ar Crescent City	"
† 8:25	88	Lv Crescent City, Calif.	"
9:31	115	" Idlewild, Cal.	"
10:12	145	Ar Oregon Caves Junction	P.G.L. Bus Lv
	165	Ar Oregon Caves	Ore. Caves Stages Lv
		Lv Oregon Caves	Ore. Caves Stages Ar
▲10:12	145	Lv Oregon Caves Junction	P.G.L. Bus Ar
11:05	175	Ar Grants Pass	P.G.L. Bus Lv
No. 330	175		
* 7:43	0	Lv Grants Pass	S. P. Rail Ar
2:37	173	Ar Eugene	" Lv
7:25	297	Ar Portland, Ore	S.P. Rail Lv

TRAIN 330—ROGUE RIVER—TRAIN 329

Standard Sleeper: ★Ashland to Portland. (10 Sec., 1 DR., 2 Compts.) Car 333. ★Portland to Ashland. (10 Sec., 1 DR., 2 Compts.) Car 323. (Pullman space from Ashland held by Agent Medford.)

Snack Lounge: ★Ashland to Portland. ★Portland to Ashland. Minimum meal service.
Chair Cars: ★Ashland, Grants Pass and Portland. Pillow Service Available at nominal charge.
Coaches: Coos Bay and Eugene. Tickets Monora: All Classes.

—Northwestern Pacific Railroad Co. operates only between San Rafael and Eureka. Passengers will be carried on Pacific Greyhound Bus between San Francisco (Bus Terminal, San Francisco, Ferry Bldg.) and San Rafael, where connection is made with N. W. P. R. R.

All PM time in dark faced figures.
★—Regularly assigned cars are air-conditioned.
▲—Pacific Greyhound Bus.
*—Daily.
†Daily except Sunday.

Convenient OVERNIGHT PULLMAN between SAN RAFAEL and EUREKA (bus connection to and from San Francisco)

Northwestern Pacific overnight train now carries a standard Pullman car with lower and upper berths, two compartments and a drawing room. Also Lounge for Pullman passengers, and snack service.

Table 129

EUREKA, CRESCENT CITY, COOS BAY, PORTLAND

▲ Mls.		Pacific Greyhound Bus (Rail Tickets not Honored)		Elev	▲
*10:30	0	Lv Eureka, Calif. (127)	P.G.L. Bus Ar	9	* 3:55
1:20	88	" Crescent City, Calif	" Ar	9	1:06
3:27	153	" Gold Beach, Ore.	"	20	11:05
4:20	186	" Port Orford	"	30	10:01
5:12	213	" Bandon	"	9	9:20
5:43	231	" Coquille	"	24	8:40
* 6:12	250	Ar Coos Bay	P.G.L. Bus Lv	7	* 8:10
333-					329-
330		Southern Pacific			334
* 6:40	0	Lv Coos Bay	S.P. Rail Ar	7	6:10
7:00	3	" North Bend	"	13	5:45
11:40	122	Ar Eugene	" Lv	426	12:20
3:00	122	Lv Eugene	" Ar	426	11:27
7:25	245	Ar Portland, Ore	S.P. Rail Lv	30	* 7:00

Table 130

WILLITS AND FORT BRAGG

Via California Western Railroad (Motor Car)

* 1:05	c	6:00	b	6:00	0	Lv Willits, Calif. (127)	Ar	11:01	6:30	6:30
1:50	6:50	6:50	16	"	"	Irmulco	"	10:05	6:35	6:35
2:00	7:00	7:00	19	"	"	Northspur	"	9:55	6:25	6:25
2:04	7:04	7:04	20	"	"	Olde Camp Seven	"	9:52	6:22	6:22
2:05	7:05	7:05	21	"	"	Camp Marwedel	"	9:51	6:21	6:21
3:00	8:00	8:00	40	Ar	Ar	Fort Bragg, Calif	Lv	* 9:00	d 4:30	e 4:30



SEE AND KNOW YOUR AMERICA

Your Southern Pacific Railroad Ticket or Passenger Agent can help you make your vacation or business trip complete by giving you full information on the many wonders of America and how to best see more in the shortest possible time. This service is FREE and available at all times.



b—Saturdays only. Aug. 26 to June 15.
c—Daily June 16 to Aug. 25.
d—Daily, June 15 to Aug. 25.
e—Fridays only, Aug. 26 to June 14.
f—Flag stop to entrain or detrain passengers.

CHECK YOUR BAGGAGE A DAY IN ADVANCE

Your personal baggage should be checked AT LEAST one day in advance of your departure. Because of unusually heavy passenger travel, prompt handling of baggage cannot be guaranteed. Therefore, to lessen the chance of disappointment at your destination because of delayed arrival of your baggage, it should be checked one day or more in advance. Mark each piece of baggage with your name and address

TIMES SHOWN BELOW ARE STANDARD TIME

PACIFIC ELECTRIC RAILWAY

SUBURBAN SERVICE IN SOUTHERN CALIFORNIA

LOS ANGELES STATIONS

Main Street Station—610 So. Main St.

Subway Terminal Station—423 So. Hill St.

(15 Minutes via street car from Union Station)

Running times shown are approximate times to last station of each line.

Table 131

ALHAMBRA—PASADENA

On Call Taxi Service between Alhambra (S. P. Station) and Pasadena City Ticket Office (148 East Colorado Blvd.). Consult Agent for details.

LOS ANGELES (Union Station) TO PASADENA

Via Pasadena Short Line (Motor Coach—48 Minutes). Frequent service.
Via Pasadena Oak Knoll Line (Motor Coach—53 minutes). Frequent service.

ARLINGTON—REDLANDS MOTOR COACH LINE

Leave Colton for San Bernardino-Redlands (42 minutes). Frequent service.
Leave Redlands for Colton (40 minutes). Frequent service.
Leave Colton for Riverside-Arlington, La Sierra (1 hour). Frequent service.
Leave La Sierra-Arlington for Colton (1 hour 13 minutes). Frequent service.

Table 132

FROM LOS ANGELES—UNION STATION (Motor Coach Service)

ARCADIA—MONROVIA LINE—Santa Anita Race Track, Arcadia (52 minutes). Frequent service.

GLENDORA LINE—Duarte, Azusa (1 hour, 23 minutes). Frequent service.

SIERRA MADRE LINE—(Motor Coach). (56 minutes). Frequent service.

(Motor Coach Service)

ALHAMBRA—SAN GABRIEL—TEMPLE CITY—SOUTH ARCADIA—ARCADIA LINE—(Motor Coach) (1 hour, 3 minutes). Frequent service.

POMONA LINE—Baldwin Park, Covina, San Dimas, La Verne (Motor Coach) (1 hour, 45 minutes) Frequent service.

RIVERSIDE LINE—El Monte, Pomona, Ontario (Motor Coach) (2 hours, 9 minutes). Frequent service.

SAN BERNARDINO LINE—Claremont, Upland, Cucamonga, Etiwanda, Fontana, Rialto (Motor Coach) (2 hours, 18 minutes). Frequent service.

Table 133

FROM LOS ANGELES—MAIN STREET STATION

LONG BEACH—Watts, Compton (PERy.) (1 hour). Frequent service.

NEWPORT LINE—Lakewood, Belmont Shore, Seal Beach, Sunset Beach, Huntington Beach, Newport Beach, Balboa (Motor Coach via Lakewood Blvd.) (1 hour, 44 minutes). Frequent service.

SAN PEDRO—Watts, Compton, Wilmington (PERy.) (1 hour). Frequent service.

BELLFLOWER—Watts, Lynwood, Bellflower—(PERy.) (45 minutes.) Frequent service.

SANTA CATALINA ISLAND—Avalon—(PERy.) (Daily) to Wilmington. (Steamer to Avalon). Leave Los Angeles 8.40, leave Wilmington 10.00, arrive Avalon 12.00. Return leave Avalon 3.30 arrive Wilmington 5.30, arrive Los Angeles 6.55.

SUNLAND LINE—Glendale, Montrose, La Crescenta, Tujunga, Sunland (Motor Coach) (1 hour, 10 minutes). Frequent service.

SANTA ANA Via WHITTIER—East Los Angeles, Montebello, Pico, Anaheim, Santa Ana (Motor Coach) (2 hours, 15 minutes). Frequent service.

SANTA ANA Via NORWALK—East Los Angeles, Downey, Santa Fe Springs, Norwalk, Fullerton, Orange (Motor Coach) (1 hour, 51 minutes). Frequent service.

SANTA ANA EXPRESS—Supplementary service to Santa Ana in addition to the above named lines. (Motor Coach.)

Table 134

FROM LOS ANGELES—SUBWAY TERMINAL STATION

BURBANK LINE (PERy.) (52 minutes). Frequent service.

GLENDALE LINE (PERy.) (31 minutes). Frequent service.

LOS ANGELES—HOLLYWOOD—BEVERLY HILLS LINE—West Hollywood—(PERy.) (1 hour 5 minutes). Frequent service.

REDONDO BEACH—Culver City, Westchester, Playa Del Rey, El Segundo, Manhattan Beach, Hermosa Beach (Motor Coach) (1 hour, 18 minutes)—Frequent service.

LOS ANGELES (HILL ST.)—NORTH HOLLYWOOD, VAN NUYS via HOLLYWOOD. (From 15th and Olive Sts.) (Motor Coach) (1 hr. 20 minutes.) Frequent service. Motor Coach connections at Van Nuys for Canoga Park and San Fernando.

NORTH HOLLYWOOD—VAN NUYS—via RIVERSIDE DRIVE (Motor Coach). (1 hour.) Frequent service. No Sunday or Holiday service on this line.

SANTA MONICA via BEVERLY HILLS LINE—Carthay Center, Westwood, West Los Angeles, Ocean Park (Motor Coach) (1 hour, 14 minutes). Frequent service.

SANTA MONICA via WILSHIRE BLVD. (From 7th and Olive Sts.) (Motor Coach.) (1 hour 05 minutes.) Frequent service.

LOS ANGELES—CULVER CITY—VENICE LINE—Culver City, Palms, Mar Vista, Venice, Ocean Park, Santa Monica (Motor Coach) (1 hour, 08 minutes). Frequent service.

NEW ORLEANS **SUNSET LIMITED** LOS ANGELES



Next time, try the new way East or West via New Orleans on Southern Pacific's streamlined "Sunset Limited", one of America's finest, most modern trains. See Houston, San Antonio, El Paso, Tucson, Phoenix and Palm Springs through the great Southwest—only 42 hours enroute.



FRENCH QUARTER LOUNGE

AUDUBON DINING ROOM

GENERAL INFORMATION FOR OUR PATRONS



SPECIAL NOTICE—Due to necessity we are sometimes required to revise schedules on such short notice as to make it impractical to inform our patrons through new time table folders. The schedules and information shown herein are therefore subject to change without notice. Every reasonable effort is made to insure accuracy in these time tables and to maintain schedules shown. However, no responsibility is assumed for possible errors or for inconvenience or damage resulting from delayed trains or failure to make connections, such matters generally being due to conditions beyond our control.



TAX—The Federal Revenue Tax Act has placed a tax of 15% on cost of transportation including cost of reserved seats and berths in Pullman Sleepers, except that tax will not apply to amounts paid for transportation which do not exceed 35 cents nor amounts paid for commutation tickets for one month or less.



STATION PASSENGER AGENT—Southern Pacific has station passenger agents, in addition to the "Men in Grey", at its more important terminals to answer questions and assist with your transportation problems. Please feel free to avail yourself of their services.



TELEGRAPH SERVICE—For the convenience of our passengers, Western Union Telegraph service is available from many stations. If you wish, you may hand your message to train porter who will see that it is transmitted from the next station at which train stops.



TELEGRAPH RAILROAD TICKETS—Do you know you can arrange transportation for relatives or friends without the necessity of forwarding funds by mail or otherwise? Your nearest Southern Pacific agent will be glad to explain our prepaid order service which enables you to send transportation and a limited amount of cash by telegraph to most points in the United States, without additional cost.



TRAVELER'S CHEQUES—When you purchase your ticket it is possible to protect the funds you carry with you on your journey by changing your cash into American Express Travelers Cheques. The charge for these Cheques is only 75c for each \$100 purchased. If they should be lost or stolen before you have signed them the second time, the American Express refunds the amount involved.



STOPPING TRAINS ON FLAG—Where trains are scheduled to stop on flag, please give advance notice to agent or conductor so necessary arrangements may be made.



LOST ARTICLES—Application for articles lost on trains or in stations should be made to any Agent, or to the General Baggage Agent at San Francisco, Calif., or to General Passenger Offices at Portland, Ore., Oakland, Calif., Los Angeles, Calif., Phoenix, Ariz., El Paso, Texas, Houston, Texas, or New Orleans, La. Articles found in Pullman cars are returned to that Company and report of loss should be made direct to the Pullman Company.



CHILDREN'S FARES—Children under five years of age when accompanied by parent or guardian ride free; five years of age and under twelve, half fare; twelve years of age or over, full fare.



LOST TICKETS—If you lose your railroad or Pullman ticket please notify conductor or the nearest ticket agent. Cash fare should be paid on train or another ticket purchased via same route, taking RECEIPT in either case. Receipt and details of the loss of original ticket, including ticket envelope, passenger's check or any item that will serve to identify lost ticket, should be given to agent or forwarded to General Passenger Office of the railroad from which you bought the original ticket. You will be advised promptly regarding refund.



ADJUSTMENT OF FARES—In the event of any misunderstanding with conductor as to proper fare or ticket privileges, please pay fare requested, take receipt and refer matter for investigation to the General Passenger Office of the railroad from which you purchased the ticket. Conductors have no discretionary power in such matters, and are governed by rules which they are not authorized to change.



REDEMPTION OF TICKETS—Unused or partly used tickets of this company's issue will be redeemed to original purchaser at the difference between the amount paid and cost of service performed.



AIR-CONDITIONED TRAINS—Air-conditioned cars are operated in regular sections of trains as indicated in these time tables. However, it is necessary to include non-air-conditioned cars in the consist of regular trains as well as extra trains, at times of unusual volume of traffic or in the case of emergencies.



TIME—Pacific Time is used on all Lines of the Southern Pacific except Ogden, Utah, and between Yuma, Ariz., El Paso, Texas and Tucuman, N. M. where Mountain Time is used and between Ysleta, Texas, and New Orleans, La., where Central Time is used. Time from 12:01 midnight to 12:00 noon (A. M. time) is shown in light faced figures; time from 12:01 noon to 12:00 midnight (P. M. time) is shown in dark faced figures.

SET YOUR WATCH—When change in time standards are indicated in station columns watches should be set ahead one hour on eastbound trip and one hour back on westbound trip.

DAYLIGHT SAVING TIME—All times shown in this folder are Standard Times unless otherwise noted.

WHY NOT CHECK YOUR HAND BAGS ON TRAIN?—One or two bags usually are ample to meet all necessary requirements for the average passenger while traveling. Additional luggage may be handled under check in baggage service, without cost, which adds to the convenience and comfort of passenger enroute.

BAGGAGE—To reduce chance of disappointment at destination because of delayed arrival of your personal baggage, it should be checked one day or more in advance. All baggage should be marked with your name and address.

Special baggage delivery service is operated between the larger cities under which baggage will be called for and checked direct to residence, hotel or business house at destination. Transfer company agents also collect baggage and checks on trains and deliver as you instruct. Transfer company will make their regular charge for these services.

On each adult first-class, or Trans-Continental Coach ticket 150 pounds of baggage not exceeding \$100.00 in value may be checked free. On each child's half fare ticket of either class 75 pounds of baggage not exceeding \$50.00 in value may be checked free. No single piece of baggage exceeding 300 pounds in weight or 72 inches in greatest measurement will be checked. Any excess weight or value will be charged for in accordance with tariff regulations.

Storage will be charged on each piece inbound or outbound, checked or not checked, remaining over 24 hours, such baggage being held at owner's risk.

Value up to \$2500.00 may be declared on baggage of any one passenger at cost of 20 cents for each additional \$100.00 or fraction thereof over that allowed on their ticket. Any single piece of baggage belonging to more than one passenger will be limited to \$2500.00.

BAGGAGE TO MEXICO is subject to inspection by Customs officers and should be forwarded at least 48 hours in advance. It may not be checked beyond the International Boundary Gateways; namely Nuevo Laredo, Tampico, Laredo, Tex.; Piedras Negras, Coach, Eagle Pass, Tex.; Ciudad Juarez, Chihui, El Paso, Tex.; Naco, Ariz., and Nogales, Ariz.

RED CAP BAGGAGE—A service charge of 15c per piece is made by this and most other railroads for handling hand baggage and other articles. This charge is collected by Red Cap porters at the time passengers offer their hand baggage or parcels for handling. Charge will apply each time service is performed. Liability for loss or damage will not exceed \$50 per hand trunk, suitcase or traveling bag and contents, nor more than \$10 for each box, bundle or package and contents.

HAND BAGGAGE BETWEEN TRAINS—To relieve you of your hand baggage during your stay between trains, arrangements have been made whereby

At **SAN FRANCISCO** or **OAKLAND PIER** hand baggage to be transferred to outgoing Station may be turned over to Red Cap Porter at receiving Station, who will ascertain your sleeping car space on outgoing train at cross-town Station and forward baggage by Union Transfer Company to Stationmaster outgoing Station, for placing in proper outbound space. Total charge including transfer is 40c for each piece. Passengers arriving and departing from the same station later the same day may also have their hand baggage placed in their outbound space at a charge of 45c per piece.

Passengers using coach accommodations from outgoing Station, upon payment of 50c for each piece, which includes Transfer Company charge, plus 15c parcel checking charge for the first 24 hours, may under this arrangement send their hand baggage to baggage-room of outgoing Station where it may be claimed by presenting parcel claim check received from Red Cap Porter of incoming Station.

At **LOS ANGELES, HOUSTON** and **NEW ORLEANS UNION STATION** providing you hold Pullman, parlor car or reserved seat car reservations on an outbound train, you may arrange for transfer of your hand baggage to your outbound space under one of the following plans. Charges on each piece: Los Angeles. (see below); New Orleans, 15c; Houston, 25c.

1. If your outbound train leaves within one hour after your arrival in Los Angeles, Red Cap porters meeting your train will check your hand baggage upon detrainment and transfer it to your space on the outbound train, charge 15c per piece.

2. If your outbound train leaves later than one hour after your arrival in Los Angeles, your hand baggage will be taken by the Red Cap porter to the taxi stand in the station. From that point you may go with him to the Parcel Check Room, where new checks will be issued. Later that day your hand baggage will be placed in your space on the outbound train without further action on your part. Charge, 30c per piece.

At **NEW ORLEANS** (Except as above) and **CHICAGO** hand baggage may be turned over to the New Orleans Transfer Company (at New Orleans) and the Parmelee Transfer Company (at Chicago) securing their parcel claim check for same. Baggage will then be handled to parcel room at the outbound station where you may later claim baggage by presenting parcel claim check received from the Transfer Company and upon payment of 15c for each piece, to cover parcel room charge for the first 24 hours. If your connecting train at Chicago departs less than three hours after your arrival, it is advisable to take your hand luggage with you rather than check it as described here.

WESTBOUND RAIL FARES

(15% Transportation Tax not included)

These fares are compiled from current tariffs via direct routes and are for information only. Not to be used for selling purposes. Subject to change without notice.

ONE WAY — 30 DAY LIMIT

FROM	TO	San Francisco, Oakland, Cal.		Los Angeles, San Diego, Cal.		Portland, Ore. (via California)		Reno, Nev.		Phoenix, Ariz.		Tucson, Ariz.		El Paso, Tex.	
		First	Coach	First	Coach	First	Coach	First	Coach	First	Coach	First	Coach	First	Coach
Atlanta	Ga.	\$89.67	\$64.10	\$81.99	\$58.56	\$98.64	\$70.51	\$89.67	\$64.10	\$68.63	\$49.26	\$64.38	\$46.21	\$53.39	\$38.35
Baltimore	Md.	111.11	79.34	104.28	74.46	112.11	81.35	105.50	76.63	90.92	64.96	86.66	61.90	75.68	54.05
Birmingham	Ala.	83.26	59.51	76.43	54.63	95.53	68.36	83.26	59.51	63.07	45.13	58.82	42.08	47.83	34.22
Boston	Mass.	123.67	90.05	121.70	87.53	123.67	90.05	117.06	85.33	108.34	78.03	104.08	74.97	93.10	67.12
Buffalo	N. Y.	101.31	73.25	101.31	73.25	101.31	73.25	94.70	68.53	88.01	63.78	83.77	60.74	72.78	52.88
Charleston	S. C.	99.95	71.50	92.26	65.89	110.59	79.03	99.95	71.50	90.01	64.44	85.76	61.49	63.66	45.68
Chattanooga	Tenn.	88.13	62.67	85.34	61.09	95.49	68.21	86.80	62.02	78.20	56.57	73.96	53.50	51.09	36.51
Chicago	Ill.	77.61	55.44	77.61	55.44	77.61	55.44	71.00	50.72	64.31	45.97	60.07	42.93	49.08	35.07
Cincinnati	Ohio	86.72	62.42	85.34	61.09	90.90	65.39	83.39	60.28	72.15	51.71	67.91	48.65	56.92	40.79
Cleveland	Ohio	92.99	67.01	92.99	67.01	92.99	67.01	86.38	62.29	79.69	57.54	75.45	54.50	64.46	46.64
Dallas	Tex.	64.31	45.94	51.25	36.61	73.10	52.21	64.31	45.94	37.88	27.09	33.63	24.04	22.64	16.19
Denver	Colo.	47.78	34.13	47.78	34.13	61.55	43.96	39.39	28.15	36.87	26.36	32.63	23.34	25.56	18.26
Detroit	Mich.	90.45	65.05	90.45	65.05	90.45	65.05	83.84	60.33	77.15	55.58	72.91	52.54	61.92	44.68
Houston	Tex.	71.90	51.36	57.53	41.09	80.51	57.51	71.06	50.76	64.16	31.58	39.91	28.52	28.92	20.66
Indianapolis	Ind.	82.36	59.37	82.36	59.37	85.95	61.67	79.03	56.95	49.17	49.99	64.93	46.94	53.94	39.07
Jacksonville	Fla.	97.38	69.60	90.55	64.72	109.17	78.02	97.38	69.60	77.19	55.22	72.94	52.17	61.95	44.31
Kansas City	Mo.	61.55	43.97	61.55	43.97	68.35	48.82	59.06	42.19	48.25	34.49	43.99	31.44	33.01	23.58
Knoxville	Tenn.	90.12	64.10	83.99	60.00	97.48	69.64	88.79	63.45	70.63	50.50	66.38	47.45	55.39	39.59
Louisville	Ky.	83.48	59.51	80.69	57.66	87.56	62.77	78.93	56.65	67.50	48.28	63.23	45.22	52.24	37.36
Memphis	Tenn.	74.39	53.14	67.56	48.26	83.36	59.55	74.39	53.14	54.20	38.76	49.95	35.71	38.96	27.85
Miami	Fla.	110.09	78.67	103.26	73.79	121.92	87.09	110.09	78.67	89.90	64.29	85.65	61.24	74.66	53.38
Milwaukee	Wisc.	79.36	56.70	79.36	56.70			71.67	51.19	70.90	50.69	66.66	47.67	51.16	36.55
Minneapolis	Minn.	73.58	52.56	73.58	52.56			65.90	47.07	65.08	46.49	61.13	43.67	50.15	35.83
Montgomery	Ala.	83.26	59.51	76.43	54.63	95.53	67.93	83.26	59.51	63.07	45.13	58.82	42.08	47.83	34.22
Nashville	Tenn.	83.26	59.51	76.43	54.66	89.59	64.32	80.96	58.20	63.44	45.38	59.19	42.31	48.20	34.45
New Orleans	La.	77.61	55.44	69.47	49.62	90.62	64.73	77.61	55.44	56.11	40.37	51.85	37.33	40.86	29.46
New York	N. Y.	118.50	85.57	112.62	80.69	118.50	86.15	111.89	81.43	99.26	71.19	95.00	68.13	84.02	60.28
Norfolk	Va.	111.01	79.34	105.03	75.01	115.86	84.22	109.25	79.38	91.67	65.71	87.42	62.62	76.43	54.80
Oklahoma City	Okla.	62.86	44.90	*52.21	*37.29	71.98	51.43	60.67	43.34	40.51	29.00	36.27	25.95	25.28	18.09
Philadelphia	Pa.	114.45	82.54	108.57	77.66	114.45	83.12	107.84	78.40	95.21	68.16	90.95	65.10	79.97	57.25
Pittsburgh	Pa.	98.76	71.30	98.76	71.30	98.76	71.30	92.15	66.58	85.46	61.83	81.22	58.79	70.23	50.93
St. Louis	Mo.	71.18	50.84	71.18	50.84	76.48	54.62	67.85	48.47	57.99	41.46	53.75	38.41	42.76	30.54
San Antonio	Tex.	66.72	47.66	50.16	35.83	80.51	56.77	66.87	47.77	36.79	26.31	32.54	23.26	21.55	15.40
Washington	D. C.	111.11	79.34	104.28	74.46	112.11	81.35	105.50	76.63	90.92	64.96	86.66	61.90	75.68	54.05
Winston-Salem	N. C.	101.81	72.44	95.27	68.05	109.17	77.98	100.48	71.79	81.91	58.75	77.66	55.70	66.67	47.84

*To San Diego first class fare \$53.89, coach class \$38.49.

ROUND TRIP — SIX MONTHS LIMIT

FROM	TO	San Francisco, Oakland, Cal.		Los Angeles, San Diego, Cal.		Portland, Ore. (one-way via California)		Reno, Nev.		Phoenix, Ariz.		Tucson, Ariz.		El Paso, Tex.	
		First	Coach	First	Coach	First	Coach	First	Coach	First	Coach	First	Coach	First	Coach
Atlanta	Ga.	\$146.00	\$108.85	\$146.00	\$108.85	\$161.15	\$115.92	\$139.65	\$103.85	\$116.15	\$88.75	\$109.05	\$83.25	\$90.75	\$69.10
Baltimore	Md.	185.75	134.20	185.75	134.20	192.00	134.20	184.70	129.20	156.45	117.00	149.35	111.50	131.05	97.35
Birmingham	Ala.	134.45	100.55	134.45	100.55	149.60	107.62	128.10	95.55	104.55	80.50	97.45	75.00	79.75	61.65
Boston	Mass.	214.91	151.08	214.91	151.08	214.91	151.08	207.61	146.08	191.29	143.14	184.19	137.64	165.89	123.49
Buffalo	N. Y.	171.50	120.45	171.50	120.45	171.50	120.45	164.20	115.45	152.25	113.05	145.20	107.60	126.85	93.45
Charleston	S. C.	164.50	122.00	164.50	122.00	182.65	131.22	158.15	117.00	134.60	101.95	127.50	96.45	109.80	83.10
Chattanooga	Tenn.	141.50	104.95	141.50	104.95	155.31	111.41	135.15	99.95	112.20	85.40	105.10	79.90	86.80	65.75
Chicago	Ill.	126.45	90.15	126.45	90.15	126.45	90.15	119.15	85.15	107.20	82.75	100.15	77.30	81.80	63.15
Cincinnati	Ohio	143.90	106.40	143.90	106.40	152.75	109.35	141.65	101.40	120.90	93.10	113.85	87.60	96.40	74.25
Cleveland	Ohio	156.60	111.85	156.60	111.85	156.60	111.85	149.30	106.85	137.35	104.45	130.30	99.00	111.95	84.85
Dallas	Tex.	106.05	75.60	92.45	68.75	129.47	93.98	99.70	70.60	63.15	48.75	56.05	43.30	37.75	29.15
Denver	Colo.	80.65	60.60	80.65	60.60	102.90	76.57	66.45	51.45	61.45	47.45	54.40	42.05	42.60	32.90
Detroit	Mich.	151.90	108.80	151.90	108.80	151.90	108.80	144.60	103.80	132.65	101.40	125.60	95.95	107.25	81.80
Houston	Tex.	106.05	75.60	102.90	74.10	129.47	93.98	99.70	70.60	73.60	56.85	66.55	51.35	48.20	37.20
Indianapolis	Ind.	142.00	102.40	142.00	102.40	143.13	102.61	135.65	97.40	119.00	91.50	111.95	86.00	93.65	71.85
Jacksonville	Fla.	159.90	118.75	159.90	118.75	178.87	128.53	153.55	113.75	130.00	98.70	122.90	93.20	105.20	79.85
Kansas City	Mo.	103.35	75.65	103.35	75.65	114.25	84.10	97.00	70.65	80.45	62.10	73.35	56.60	55.05	42.45
Knoxville	Tenn.	147.50	109.00	147.50	109.00	158.91	114.01	141.15	104.00	119.95	90.95	112.85	85.45	94.55	71.30
Louisville	Ky.	135.50	100.25	135.50	100.25	146.40	104.85	133.25	95.25	119.00	91.50	111.95	86.00	87.15	67.30
Memphis	Tenn.	119.65	89.35	119.65	89.35	137.32	97.92	113.30	84.35	90.35	69.80	83.25	64.30	64.95	50.15
Miami	Fla.	182.85	135.15	182.85	135.15	201.80	144.93	176.50	130.15	152.95	115.10	145.85	109.60	128.10	96.20
Milwaukee	Wisc.	126.45	90.15	126.45	90.15	126.46	90.16	120.10	85.15	110.70	85.45	103.60	79.95	85.30	65.80
Minneapolis	Minn.	123.40	90.15	123.40	90.15	123.40	90.16	110.65	85.60	108.50	83.70	101.90	78.65	83.60	64.50
Montgomery	Ala.	134.45	100.55	134.45	100.55	153.40	110.33	128.10	95.55	104.55	80.50	97.45	75.00	79.75	61.65
Nashville	Tenn.	134.45	100.55	134.45	100.55	144.66	103.81	128.10	95.55	107.00	81.70	99.90	76.20	81.60	62.05
New Orleans	La.	119.65	89.35	119.65	89.35	151.13	107.77	113.30	84.35	93.55	72.70	86.45	67.20	68.10	53.05
New York	N. Y.	202.43	142.40	202.43	142.40	204.15	142.40	196.85	137.40	173.13	129.46	166.03	123.96	147.73	109.81
Norfolk	Va.	187.50	137.75	187.50	137.75	199.15	139.10	181.15	132.75	157.60	118.35	150.50	112.85	132.20	98.70
Oklahoma City	Okla.	103.35	75.15	94.15	70.										

PULLMAN SLEEPING CAR RATES

Not for selling purposes (15 % Federal Tax not included)
 Following are current continuous trip fares published for information purposes only and are subject to change without notice.

LOWER STANDARD PULLMAN RATES

BETWEEN		San Francisco Cal.	Los Angeles, Cal.	San Diego, Cal.	Phoenix, Ariz.	Tucson, Ariz.	El Paso, Tex.	San Antonio, Tex.	Houston, Tex.	New Orleans, La.	Reno, Nev.	Portland, Ore. (Via Calif.)
AND												
Atlanta	Ga.	\$23.30	\$21.70	\$21.70	\$18.70	\$17.55	\$14.80	\$11.55	\$8.90	\$ 5.80	\$23.30	
Baltimore	Md.	27.30	27.30	27.30	23.90	23.00	20.15	16.60	14.50	11.55	26.30	
Birmingham	Ala.	21.00	21.00	21.00	18.10	16.95	14.10	9.95	7.60	5.00	21.00	
Boston	Mass.	29.60	29.60	29.60	27.30	24.95	22.60	20.15	18.45	15.70	29.15	
Buffalo	N. Y.	25.65	25.65	25.65	23.30	21.00	19.00	16.60	15.70	12.80	23.90	
Charleston	S. C.	24.95	24.95	24.95	23.65	22.85	17.85	13.80	11.55	8.30	24.95	
Chattanooga	Tenn.	23.30	23.30	23.30	18.45	17.55	14.80	11.55	8.90	5.80	23.30	
Chicago	Ill.	21.00	21.00	21.00	19.00	16.60	14.50	12.80	11.95	9.95	19.30	
Cincinnati	Ohio	23.30	23.30	23.30	19.85	19.00	16.05	12.80	11.95	8.90	23.30	
Cleveland	Ohio	23.90	23.90	23.90	21.70	19.60	17.55	15.40	14.10	11.55	22.30	
Dallas	Tex.	17.55	15.40	16.05	11.55	10.25	7.60	5.00	5.00	6.55	21.60	\$23.00
Denver	Colo.	15.40	15.40	15.40	12.80	12.80	9.95	12.25	11.55	13.80	12.80	
Detroit	Mich.	23.90	23.90	23.90	20.65	19.60	16.60	14.50	13.50	11.55	23.90	
El Paso	Tex.	12.25	8.90	10.25	5.80	5.00		6.90	8.90	12.25	17.25	
Fresno	Cal.	5.00	5.00		8.30	8.65	11.95	16.60	17.55	19.00	5.00	18.70
Houston	Tex.	17.55	16.60	16.60	13.50	12.25	8.90	5.00		5.00	21.60	23.30
Indianapolis	Ind.	22.60	22.60	22.60	19.60	18.45	15.40	12.80	11.95	8.90	22.60	
Jacksonville	Fla.	23.90	23.90	23.90	22.60	21.05	17.55	12.25	9.95	6.55	23.90	
Kansas City	Mo.	18.10	18.10	18.10	15.40	13.80	10.65	8.90	8.90	8.90	17.25	
Knoxville	Tenn.	\$25.90	\$25.90	\$25.90	\$22.95	\$21.40	\$19.15	\$13.45	\$11.90	\$6.90	\$25.85	
Los Angeles	Cal.	5.00			5.50	6.15	8.90	14.50	16.60	19.00	7.60	11.95
Louisville	Ky.	22.60	22.60	22.60	19.30	18.45	15.70	12.25	10.95	8.30	22.60	
Memphis	Tenn.	19.60	19.60	19.60	16.60	15.40	12.25	8.30	7.60	5.00	19.60	
Miami	Fla.	27.95	27.95	27.95	26.70	25.15	22.55	17.20	14.95	10.65	27.95	
Milwaukee	Wis.	21.95	21.95	21.95	19.00	16.60	14.50	12.80	11.95	11.55	21.95	
Minneapolis	Minn.	21.00	21.00	21.00	19.60	17.55	15.40	13.80	13.80	12.60	19.00	
Montgomery	Ala.	21.00	21.00	21.00	18.10	16.95	14.10	9.95	7.60	5.00	21.00	
Nashville	Tenn.	21.00	21.00	21.00	18.45	17.55	14.80	11.55	8.90	6.55	21.00	
New Orleans	La.	19.00	19.00	19.00	16.05	14.50	12.25	6.55	5.00		23.05	
New York	N. Y.	28.90	28.90	28.90	25.95	23.90	21.70	19.00	16.60	13.80	26.95	25.25
Norfolk	Va.	27.30	27.30	27.30	24.60	23.30	20.15	16.60	14.50	11.55	27.30	
Ogden	Utah	8.90	11.95				15.40	17.55	16.60	19.00	6.55	
Oklahoma City	Okla.	17.55	16.05	16.60	12.60	10.95	8.30	6.55	5.80	8.65		14.50
Omaha	Neb.	18.10	18.10	18.10	16.60	15.40	12.60	11.55	10.65	11.95	16.05	
Philadelphia	Pa.	27.95	27.95	27.95	25.25	23.30	21.00	18.10	16.05	12.80	26.30	
Phoenix	Ariz.	8.90	5.50	7.60		5.00	5.80	11.55	13.50	16.05	12.95	15.70
Pittsburgh	Pa.	24.95	24.95	24.95	22.30	20.15	18.10	16.05	14.50	11.55	23.00	
Portland	Ore.	8.30	11.95		15.70	16.60	18.70	23.00	23.30	25.25	9.60	
Sacramento	Cal.		5.00		8.90	9.95	12.25	16.60	17.55	19.00	5.00	8.00
San Antonio	Tex.	16.60	14.50	15.40	11.55	9.95	6.90		5.00	6.55	20.65	23.00
San Francisco	Cal.		5.00		8.90	9.95	12.25	16.60	17.55	19.00	5.00	8.30
Seattle	Wash.	9.95	13.50		17.25	18.10	18.70	23.00	23.30	25.25	10.95	5.00
St. Louis	Mo.	20.15	20.15	20.15	17.25	16.05	12.80	10.65	9.60	8.00	19.30	
Tacoma	Wash.	9.60	12.80		16.60	17.55	18.70	23.00	23.30	25.25	10.65	5.00
Tucson	Ariz.	9.95	6.15	10.25	5.00		5.00	9.95	12.25	14.50	14.00	16.60
Washington	D. C.	27.30	27.30	27.30	23.90	23.00	20.15	16.60	14.50	11.55	26.30	
Winston-Salem	N. C.	26.30	26.30	26.30	23.90	22.60	19.00	15.70	13.50	10.25	28.90	

TO FIGURE RATES ON OTHER PULLMAN ACCOMMODATIONS:
 Find lower berth rate in this table and apply to table on next page.

⊙ Pullman rates via California must be constructed by use of combination fares according to route. Consult ticket Agent.
 ⚡-Via New Orleans, La. *Via Chicago, Ill.
 †-To Chicago, Ill. only.
 ⊕ To points east of Chicago or St. Louis where exact amount of lower berth rates shown in this Column do not appear
 on Pullman Table, cost of superior accommodations must be determined by use of combination rates to and from Chicago or St. Louis. Consult Ticket Agent.
 †-Does not apply via Chicago.

PARLOR CAR SEAT FARES				SPECIAL SERVICE CHARGE—COACH SEATS															
Between San Francisco, Los Angeles, Portland, Oregon				Between San Francisco, Los Angeles, Portland, Oregon															
Coast Daylight Trains 98-99		Shasta Daylight Trains 9-10		Coast Daylight Trains 98-99		San Joaquin Daylight Trains 51-52		Shasta Daylight and Cascade Trains 9-10, 11-12											
And	Between	San Francisco	Los Angeles	And	Between	San Francisco	Los Angeles	And	Between	San Francisco	Portland								
San Jose		\$.80	\$2.20	Davis		\$.80	\$4.50	San Jose		\$.25	\$.75	Sacramento		\$1.00	Davis		\$.50	\$1.00	
Salinas		.85	1.80	Redding		1.70	3.50	Salinas		.50	.75	Pittsburg		.25	.75	Redding		.50	1.00
San Luis Obispo		1.10	1.10	Klamath Falls		2.85	2.30	San Luis Obispo		.50	.50	Modesto, Merced		.50	.75	Klamath Falls		.75	.75
Santa Barbara		1.80	.80	Eugene		4.25	1.00	Santa Barbara		.75	.50	Fresno		.50	.50	Eugene		1.00	.50
Glendale		2.20	.80	Albany		4.50	1.00	Glendale		1.00	.25	Bakersfield		.75	.50	Albany		1.00	.50
Los Angeles		2.20		Portland		5.00		Los Angeles		1.00		Glendale		1.00	.25	Salem		1.00	.25
												Los Angeles		1.00		Portland		1.00	

SOUTHERN PACIFIC

City Ticket Offices

**TABLE FOR COMPUTING VARIOUS TYPE PULLMAN
ACCOMMODATIONS**
(15% Federal Tax Not Included)

STANDARD PULLMAN RATES

Where Lower Berth is	Upper Berth	Roomette		Bedroom		Compartment	Drawing Room
		For One Person	For One Person	For One Person	For Two Persons	For Two or More Persons	For Two or More Persons
\$ 5.00	\$ 3.80	\$ 7.00	\$ 9.50	\$11.05	\$14.45	\$19.00	
5.10	3.90	7.15	9.70	11.25	14.80	19.40	
5.50	4.15	7.65	10.45	12.15	15.45	20.90	
5.80	4.45	8.20	11.05	12.75	16.25	22.10	
6.15	4.70	8.65	11.65	13.50	17.70	23.30	
6.55	4.95	9.15	12.50	14.45	18.40	25.00	
6.90	5.30	9.65	13.10	15.20	19.85	26.20	
7.20	5.50	10.10	13.70	15.80	20.55	27.40	
7.60	5.75	10.60	14.45	16.70	21.15	28.90	
8.00	6.05	11.10	15.20	17.60	22.55	30.40	
8.30	6.25	11.55	15.75	18.25	23.25	31.50	
8.65	6.55	12.00	16.40	19.00	24.60	32.80	
8.90	6.80	12.50	16.95	19.60	25.20	33.90	
9.30	7.00	12.95	17.70	20.45	25.90	35.40	
9.60	7.30	13.50	18.25	21.10	27.25	36.50	
9.95	7.55	13.90	18.90	21.90	27.85	37.80	
10.25	7.80	14.40	19.45	22.55	29.20	38.90	
10.65	8.05	14.90	20.25	23.40	29.95	40.50	
10.95	8.30	15.35	20.75	24.05	30.55	41.50	
11.25	8.55	15.75	21.40	24.80	31.90	42.80	
11.55	8.80	16.25	21.95	25.40	32.55	43.90	
11.95	9.10	16.70	22.70	26.35	33.85	45.40	
12.25	9.30	17.10	23.30	26.95	34.45	46.60	
12.60	9.55	17.60	23.90	27.70	35.10	47.80	
12.80	9.85	18.00	24.40	28.25	36.40	48.80	
13.25	10.00	18.45	25.15	29.10	36.95	50.30	
13.50	10.30	18.90	25.70	29.75	38.30	51.40	
13.80	10.50	19.30	26.20	30.35	38.85	52.40	
14.10	10.75	19.70	26.80	31.00	39.45	53.60	
14.50	11.00	20.25	27.55	31.85	40.75	55.10	
14.80	11.20	20.65	28.05	32.50	41.40	56.10	
15.05	11.50	21.10	28.65	33.10	42.70	57.30	
15.40	11.75	21.55	29.25	33.95	43.30	58.50	
15.70	11.90	21.95	29.85	34.55	43.95	59.70	
16.05	12.20	22.45	30.50	35.30	45.20	61.00	
16.35	12.40	22.85	31.05	35.95	45.70	62.10	
16.60	12.65	23.30	31.55	36.55	47.00	63.10	
16.95	12.90	23.75	32.25	37.30	47.60	64.50	
17.25	13.10	24.10	32.80	37.95	48.15	65.60	
17.55	13.35	24.50	33.35	38.60	49.40	66.70	
17.85	13.55	25.00	33.85	39.20	49.95	67.70	
18.10	13.80	25.35	34.45	39.85	51.25	68.90	
18.45	14.05	25.75	35.10	40.60	51.75	70.20	
18.70	14.20	26.20	35.55	41.10	52.35	71.10	
19.00	14.50	26.60	36.05	41.75	53.55	72.10	
19.30	14.65	26.95	36.70	42.50	54.05	73.40	
19.60	14.95	27.45	37.25	43.15	55.30	74.50	
19.85	15.10	27.85	37.70	43.65	55.90	75.40	
20.15	15.35	28.25	38.25	44.30	56.40	76.50	
20.35	15.45	28.40	38.70	44.80	57.15	77.40	
20.65	15.70	28.85	39.20	45.45	57.85	78.40	
21.00	16.00	29.40	39.90	46.15	59.15	79.80	
21.30	16.20	29.85	40.40	46.80	59.80	80.80	
21.70	16.45	30.25	41.15	47.65	60.50	82.30	
21.95	16.75	30.75	41.75	48.30	61.80	83.50	
22.30	16.95	31.20	42.40	49.10	62.45	84.80	
22.60	17.25	31.65	42.95	49.75	63.75	85.90	
23.00	17.50	32.15	43.70	50.60	64.45	87.40	
23.30	17.70	32.60	44.30	51.25	65.10	88.60	
23.65	18.00	33.05	44.90	52.00	66.40	89.50	
23.90	18.25	33.50	45.45	52.60	67.15	90.90	
24.30	18.50	34.00	46.25	53.55	68.50	92.50	
24.60	18.75	34.45	46.75	54.15	69.10	93.50	
24.95	19.00	34.95	47.45	54.90	69.80	94.90	
25.25	19.25	35.35	47.95	55.55	71.15	95.90	
25.65	19.50	35.80	48.70	56.40	71.75	97.40	
25.95	19.80	36.35	49.30	57.05	73.10	98.60	
26.30	20.00	36.80	49.90	57.80	73.75	99.80	
26.55	20.25	37.20	50.50	58.40	74.40	101.00	
26.95	20.55	37.70	51.25	59.35	75.75	102.50	
27.30	20.75	38.20	51.90	60.10	76.40	103.80	
27.60	21.05	38.70	52.45	60.70	77.75	104.90	
27.95	21.30	39.10	53.05	61.45	78.35	106.10	
28.30	21.50	39.55	53.75	62.20	79.05	107.50	
28.65	21.80	40.10	54.40	63.00	80.45	108.80	
28.90	22.00	40.50	54.95	63.65	81.10	109.90	
29.25	22.30	40.95	55.60	64.40	82.40	111.20	
29.60	22.55	41.45	56.30	65.15	83.10	112.60	

BEAUMONT, TEX. Pearl and Crockett Sts. (Phone 4-5621) CLAUDE V. BLANKENSHIP..... City Passenger and Ticket Agent
BERKELEY 4, CAL. 136-137 Berkeley Square (Phone Templebar 2-2121) L. G. WISE..... City Ticket Agent
BEVERLY HILLS, CAL. 499 N. Canon Dr. (Phone CRestview 1-8144) M. W. TERRY..... City Ticket Agent
CHICAGO 4, ILL. 77 East Jackson Blvd., 310 So. Michigan Ave. (Phone WEBster 9-2244) C. W. PEASE..... City Passenger and Ticket Agent
DALLAS 1, TEX. Adolphus Hotel Arcade, Main St. Entrance (Phone Randolph 8611) FURMAN MOORE..... City Passenger and Ticket Agent
EL PASO, TEX. 416 N. Stanton St. (Phone 2-7711) C. H. SCHUMACHER..... City Passenger and Ticket Agent
GALVESTON, TEX. 2022 Market St. (Phone 3-4611) C. E. BLAKEMAN..... City Passenger and Ticket Agent
GLENDALE 3, CAL. 106 N. Brand Blvd. (Phone Citrus 1-5166) M. S. STEWART..... City Passenger and Ticket Agent
HOLLYWOOD, CAL. 6553 Hollywood Blvd. (Phone Michigan 6161) R. A. SANDELL..... City Ticket Agent
HOUSTON, TEX. 913 Texas Ave. (Phone Capitol 1121) B. A. HENNESSY..... City Ticket Agent
HUNTINGTON PARK, CAL. 2627 East Saturn Ave. (Phone Michigan 6161) C. S. PETERSON..... City Ticket Agent
LAKE CHARLES, LA. Majestic Hotel Bldg.... (Phone 63605) Miss L. M. HAWKINS..... City Ticket Agent
LONG BEACH 2, CAL. 140 West Ocean Blvd. (Phone 72991) WALTER L. GABRIEL..... City Ticket Agent
LOS ANGELES 14, CAL. 610 S. Main St. (Phone Michigan 6161) G. M. COUCH..... Supervisor, Service and Reservations
NEW ORLEANS, 12, LA. 201 St. Charles Ave. (Phone Magnolia 4411) B. D. FOWLER..... City Ticket Agent
NEW YORK, 20, N. Y. 630 Fifth Ave., International Bldg., Suite 210. (Phone Circle 6-4302) J. N. SULLIVAN..... Ticket Agent
OAKLAND 12, CAL. 474 - 13th St. (Templebar 2-2121) A. CHRISTENSEN..... City Ticket Agent
PALM SPRINGS, CAL. 247 No. Palm Canyon Dr. (Phone 2235) C. W. MCGANN..... Traveling Passenger Agent
PASADENA 1, CAL. 148 E. Colorado (Phone SYcamore 3-1164) E. J. MENARD..... City Ticket Agent
PHOENIX, ARIZ. 114 No. Central Ave. (Phone Alpine 2-1771) HENRY MOORE..... City Passenger and Ticket Agent
PORTLAND 4, ORE. 802 S. W. Sixth Ave. (Phone ATwater 8181) A. N. BRYANT..... City Passenger and Ticket Agent E. T. HOGAN..... Asst. City Ticket Agent
SALT LAKE CITY, UTAH 14 So. Main St. (Phone 3-2601) LOLA I. FRY..... City Ticket Agent
SAN ANTONIO 5, TEX. 316 N. St. Mary's St. (Phone Garfield 3271) M. R. MONTGOMERY..... City Ticket Agent
SAN DIEGO 1, CAL. 137 Broadway. (Phone MAIN 7111) H. KEFEL..... City Ticket Agent
SAN FRANCISCO, CAL. 65 Geary St. (Phone DOuglas 2-1212) W. A. CARR..... City Ticket Agent
SAN PEDRO, CAL. 711 South Pacific Ave. (Phone Terminal 2-6414) H. SHOOPMAN..... City Ticket Agent
SANTA MONICA, CAL. 201 Santa Monica Blvd. (Phone EXbrook 50-958) J. R. LORD..... City Ticket Agent
SEATTLE 1, WASH. Room 218 Vance Bldg., 3rd and Union Sts. (Phone ELLiott 4357) S. G. WILKINSON..... City Ticket Agent
SHREVEPORT 24, LA. 811 Shelby Bldg., 306 Milam St. (Phone 2-7381) R. L. DOBBINS..... City Passenger and Ticket Agent
VALLEJO, CAL. 401 York St. (Phone Vallejo 3-7643) A. F. NORTON..... City Ticket Agent

SOUTHERN PACIFIC REPRESENTATIVES

SAN FRANCISCO, 5, CALIFORNIA..... Southern Pacific Building
HOUSTON, 1, TEXAS, 913 Franklin Ave. Southern Pacific Building
EL PASO, TEXAS..... Southern Pacific Building
PHOENIX, ARIZONA..... 728 Security Building

GENERAL OFFICES SOUTHERN PACIFIC LINES

NEW YORK CITY, 6, NEW YORK..... 165 Broadway
NEW ORLEANS, 11, LOUISIANA.....
..... Pan-American Bldg., 610 Poydras St.
LOS ANGELES, 14, CALIFORNIA..... Pacific Electric Building

CHICAGO, 4, ILLINOIS..... (Room 1820) 310 South Michigan Ave.
OAKLAND, 12, CALIFORNIA..... 600 Tribune Tower
PORTLAND, 4, OREGON..... Pacific Building

General Officers

CLAUDE E. PETERSON, Vice-President, System Passenger Traffic.....
W. W. HALE, Vice-President, System Freight Traffic.....
..... San Francisco, 5, Calif. and Houston, 1, Tex.

Eastern Traffic Officers

C. T. COLLETT, General Traffic Manager..... Chicago, 4, Ill.
Midwest Territory—
CARL O. OLSEN, Passenger Traffic Manager..... Chicago, 4, Ill.
W. M. HOLMES, Jr., Assistant to Passenger Traffic Manager..... Chicago, 4, Ill.
C. M. BIGGS, Freight Traffic Manager..... Chicago, 4, Ill.
H. F. STARKE, General Western Freight Agent..... Chicago, 4, Ill.
W. H. HERRIN, General Freight Agent—Rates..... Chicago, 4, Ill.
Eastern Territory—
WM. F. COYNE, Passenger Traffic Manager..... New York, 20, N. Y.
GEORGE V. MCART, Assistant to Passenger Traffic Manager..... New York, 20, N. Y.

L. A. BRACKNER, Freight Traffic Manager..... New York, 6, N. Y.
P. E. CARNECK, General Eastern Freight Agent..... New York, 6, N. Y.

Traffic Department—Texas-Louisiana Lines

H. H. GRAY, Passenger Traffic Manager..... Houston, 1, Tex.
A. P. HARDY, Assistant Passenger Traffic Manager..... Houston, 1, Tex.
H. A. TENNEY, Assistant General Passenger Agent..... Houston, 1, Tex.
F. V. SCHAUB, General Passenger Agent (Eastern District)..... New Orleans, 11, La.
EARL GILLET, Assistant General Passenger Agent..... San Antonio, 5, Tex.
J. E. BLEDSOE, General Passenger Agent (Western District)..... El Paso, Tex.
SAM H. MILBY, General Baggage Mail and Express Agent..... Houston, 1, Tex.
C. J. GOOD, Asst. Genl. Baggage, Mail and Express Agent..... Houston, 1, Tex.
G. A. CAMBRON, Manager, Dining Car Service..... Houston, 1, Tex.
F. L. GORDON, Freight Traffic Manager..... Houston, 1, Tex.
J. L. FIELDING, Assistant Freight Traffic Manager..... Houston, 1, Tex.
JOS. SPEAR, Assistant Freight Traffic Manager..... Houston, 1, Tex.
C. W. WATERMAN, Asst. Freight Traffic Manager—(Rates)..... Houston, 1, Tex.
HENRY BEST, General Freight Agent..... Houston, 1, Tex.
R. A. COOPER, General Freight Agent (Central District)..... Houston, 1, Tex.
WILLS J. CARTER, Foreign Freight Agent..... Houston, 1, Tex.
R. E. BUCKLES, General Agent—Merchandise Traffic..... Houston, 1, Tex.
A. R. MIBELY, Industrial Commissioner..... Houston, 1, Tex.
FELIX D'ABADDI, Agricultural Agent..... Houston, 1, Tex.
H. F. DENNIS, Livestock Agent..... San Antonio, 5, Tex.
W. H. STAKELUM, General Freight Agent (Eastern District)..... New Orleans, 11, La.
L. O. BOUTCHARD, General Freight Agent (Northern District)..... Dallas, 1, Tex.
F. D. BUNSEN, General Freight Agent..... El Paso, Tex.

Traffic Department—Pacific Lines

CLAUDE E. PETERSON, Vice-Pres., System Pass. Traffic..... San Francisco, 5, Calif.
R. M. GILMORE, Asst. to Vice-Pres., System Pass. Traffic..... San Francisco, 5, Calif.
J. M. VONA, JR., Asst. to Vice-Pres., System Pass. Traffic..... San Francisco, 5, Calif.
B. S. QUAYLE, Special Assistant..... San Francisco, 5, Calif.
L. G. CROCKET, Special Assistant..... San Francisco, 5, Calif.
F. Q. TRÉDWAY, General Advertising Manager..... San Francisco, 5, Calif.
C. G. SHEFFIELD, General Baggage Agent..... San Francisco, 5, Calif.
M. I. GOLDSMITH, Mail and Express Traffic Manager..... San Francisco, 5, Calif.

Northern District—
J. H. BRUETT, JR., General Passenger Agent..... Portland, 4, Ore.
Central District—
F. E. WATSON, General Passenger Agent..... Oakland, 12, Calif.
San Francisco District—
T. LOUIS CHBBS, General Passenger Agent..... San Francisco, 5, Calif.

Southern District—
GEO. B. HANSON, Passenger Traffic Manager..... Los Angeles, 14, Calif.
Arizona District—
L. H. TRIMBLE, General Passenger Agent..... Phoenix, Ariz.
New Mexico District—
J. E. BLEDSOE, General Passenger Agent..... El Paso, Tex.

W. W. HALE, Vice-President, System Freight Traffic..... San Francisco, 5, Calif.
W. G. PEOPLES, Asst. Vice-Pres., System Freight Traffic..... San Francisco, 5, Calif.
R. A. HOUCK, Asst. to V. P. System Freight Traffic..... San Francisco, 5, Calif.
H. W. KLEIN, Freight Traffic Manager..... San Francisco, 5, Calif.

In Charge of Rates and Divisions.

C. D. LAFFERTY, General Industrial Agent..... San Francisco, 5, Calif.
H. E. MCNAUGHT, Manager Perishable Freight Traffic..... San Francisco, 5, Calif.
R. F. ROBINSON, Manager—Merchandise Traffic..... San Francisco, 5, Calif.
W. W. HAZELRIGG, General Agent—Merchandise Traffic..... San Francisco, 5, Calif.
Central District—
P. P. DOUGHERTY, Freight Traffic Manager..... San Francisco, 5, Calif.
M. T. AUSTIN, Foreign Freight Agent..... San Francisco, 5, Calif.

Northern District—
F. C. NELSON, Freight Traffic Manager..... Portland, 4, Ore.
F. J. ZIKA, General Freight Agent..... Portland, 4, Ore.
Southern District—
V. F. FRIZZELL, Freight Traffic Manager..... Los Angeles, 14, Calif.
V. L. ARNETH, General Freight Agent..... Los Angeles, 14, Calif.
G. A. ERICKSON, Asst. General Industrial Agent..... Los Angeles, 14, Calif.

Arizona District—
L. H. TRIMBLE, General Freight Agent..... Phoenix, Ariz.
New Mexico District—
F. D. BUNSEN, General Freight Agent..... El Paso, Tex.

Other Departments

J. H. GRIDLEY, Manager..... Dining Car Department..... San Francisco, 5, Calif.
OSCAR INGELS, Manager..... Bureau of News..... San Francisco, 5, Calif.

General Agencies—Traffic Department

AMARILLO, TEX. 710 Barfield Bldg..... (Phone 4651)
E. M. VERNON..... General Agent
ATLANTA, 3, GA. 314 Volunteer Bldg..... (Phone Walnut 4889)
T. G. BURGESS, General Agent..... R. G. STEPHENS, District Passenger Agent
BIRMINGHAM, 3, ALA. 501-6 Empire Bldg., 1928 First Ave., No. (Phone 3-6244)
T. H. SWANN, General Agent.....

BOSTON, 8, MASS. 209 Old South Bldg., 294 Washington Street (Phone Liberty 2-9244)
T. J. LUCEY, General Agent..... (Phone Liberty 2-9244)
F. J. MAGUIRE..... District Passenger Agent
BUFFALO, 3, N. Y. 201 Ellicott Square..... (Phone Cleveland 4668, 4669)

JAMES J. HARR..... General Agent
BUTTE, MONT. P.O. Box 1938. C. A. HARTLEY, Traveling Frt. and Pass. Agent
CHATTANOOGA, 2, TENN. 1012 James Building..... (Phone 6-0366)
W. H. STEEN..... Traveling Freight and Passenger Agent

CHICAGO, 4, ILL. 77 East Jackson Boulevard..... (Phone Webster 9-2244)
C. E. DARRUK..... General Agent Passenger Dept.
H. RICHARDSON..... Assistant General Agent Passenger Department

CHICAGO, 4, ILL. Room 1820, 310 South Michigan Ave. (Phone Webster 9-2244)
J. J. KANE, General Agent Freight Dept. (Phone Webster 9-2244)
CINCINNATI, 2, O. 408 Traction Bldg., Fifth and Walnut Streets (Phone Main 1602-1603)

GEO. L. HALENKAMP, General Agent..... EVERETT L. SMITH, Dist. Pass. Agent
CLEVELAND, 13, O. 1130 Terminal Tower Bldg., 50 Public Square (Phone Main 1-3412)

HARRY REYBURN, General Agent..... O. E. STAHLBERG, Dist. Pass. Agent
DENVER, 2, COLO. 808-809 Patterson Bldg., 17th and Welton Streets (Phone Keystone 6146, 6147)

DETROIT, 26, MICH. 205-7 Majestic Bldg. (Phones Woodward 1-6694, 95, 96)
ROBERT McDOWELL, General Agent..... P. T. KOEHLER, Dist. Pass. Agent
INDIANAPOLIS, 4, IND. 309 Merchants Bank Bldg., 11 South Meridian St. (Phone Market 4509)

JOHN L. JEFFRIES, General Agent..... (Phone 5-9359)
JACKSONVILLE, 2, FLA. 1217 Graham Building..... (Phone 5-9359)
J. REED BARRETT, JR. District Freight and Passenger Agent
KANSAS CITY, 6, MO. 802-5 Waldheim Bldg., 6 East 11th St. (Phone Victor 7590)

C. G. MENGEL, General Agent..... L. J. POWERS, Dist. Pass. Agent
LOUISVILLE, 2, KY. 296 Starks Bldg..... (Phone Jackson 1161)
CLIFFORD P. HAEHL..... District Freight and Passenger Agent

MEMPHIS, 3, TENN. 725-729 Exchange Bldg., 130 Madison Ave (Phones 5-7447, 7448)
C. A. BEVIS, General Agent..... (Phone Broadway 2-1418)
MILWAUKEE, WIS. 231 West Wisconsin Ave..... (Phone 4-1418)

O. C. GRANT..... Asst. Gen. Agent Freight Dept.
M. S. VOGEL..... Asst. Gen. Agent Freight Dept. (Phone Main 2524)
MINNEAPOLIS, 2, MINN. Room 2030-35, Rand Tower..... General Agent

E. H. GEIGER..... General Agent
NEW YORK, 20, N. Y. Suite 212 International Bldg., 630 Fifth Ave (Phone Circle 6-4302)

JOEL NEWMAN..... General Agent Passenger Department
R. E. WYNKOOP..... District Passenger Agent
NEW YORK, 6, N. Y. 165 Broadway..... (Phone Cortland 7-4800)

P. M. LALLY..... General Agent Freight Dept.
OKLAHOMA CITY, 2, OKLA. 924 Cravens Bldg..... (Phone Forest 5-8970)
J. J. McCAULEY..... General Agent

PHILADELPHIA, 2, PA. 700 Packard Bldg., 111 South Fifteenth St. (Phone Rittenhouse 6-7477)
G. E. MACCUBBIN, General Agent..... C. W. GRUTHER, Dist. Pass. Agent
PITTSBURGH, 19, PA. 1015 Gulf Building, Seventh Ave. and Grant St. (Phones Atlantic 1-1467, 68)

J. E. BOLIN, General Agent..... C. O. POWELL, District Passenger Agent
ST. LOUIS, 2, MO. 408 Pine Street..... (Phones Chestnut 7745, 7746)
A. K. SWANN, General Agent..... GEORGE M. BATTY, District Passenger Agent

SALT LAKE CITY, 1, UTAH. 14 South Main Street..... (Phone 3-2601)
C. P. SMITH..... General Agent
SAN DIEGO, 1, CAL. 224 Spreckels Bldg., 121 Broadway..... (Phone Main 7111)

T. FIELDING..... District Freight and Passenger Agent
SEATTLE, 1, WASH. Room 218 Vance Bldg., 3rd and Union Streets (Phone Elbert 4357)
C. G. ALTON, General Agent Passenger Dept. (Phone Elbert 4357)

B. D. VAN COURT, 1411 Fourth Ave. Bldg. General Agent Freight Dept.
SPOKANE, 1, WASH. 1129 Old National Bank Building (Phone Riverside 1826)
T. J. MCCARRY..... General Agent

TACOMA, 1, WASH. P. O. Box 1313..... General Agent
W. E. MANESS..... Traveling Passenger Agent
TULSA, 3, OKLA. Room 340, Kennedy Bldg., 4th and Boston Sts. (Phone 4-7365)

JOHN REID..... District Freight and Passenger Agent
TWIN FALLS, IDA. P. O. Box 59 (Phone 427W)
C. S. MATHER, JR. Traveling Freight and Passenger Agent

WASHINGTON, 5, D.C. Suite 220 Shoreham Bldg., 1501 H St., N.W. (Phone Executive 3-1125)
P. R. CONAGHAN, General Agent..... H. F. BROWN, Dist. Pass. Agent
WINSTON-SALEM, 3, N. C. 411 Reynolds Bldg..... (Phone 8032)

C. S. HARRIMAN..... General Agent

Foreign Agencies—Traffic Department

MEXICO CITY, MEX. Edificio Paris, Avenida 5 de Mayo 32
L. G. HOFF..... General Traffic Manager—Mexico
F. V. STARK, Traffic Manager..... J. PARDO VALLINA, General Agent

GUADALAJARA, MEX. 319-320 San Francisco Building
JORGE ALARCON..... General Agent
MONTERREY, MEX. Calle de Morelos 439 Ote. (Pasaje Reimera)..... General Agent

ALFONSO MARQUEZ..... General Agent
VANCOUVER, 1, B. C. 619 Howe Street
K. B. CURRIE..... Canadian General Agent

TRAFFIC REPRESENTATIVES (ON LINE)

ALEXANDRIA, 5, LA. Second and Casson Sts. (Phone 7581):
S. E. NARROW..... District Frt. and Pass. Agent

AUSTIN, 22, TEX. 301 Congress Avenue (Phone 6-4301):
B. B. LACEY..... District Frt. and Pass. Agent

BAKERSFIELD, CAL. 800 Baker St. (Phone 4-6461):
G. N. SHACKELFORD..... Traveling Passenger Agent
C. E. WYKES, Haberfelde Bldg., 1414-17th St..... District Freight Agent

BEAUMONT, TEX. Pearl and Crockett Sts. (Phone 4-5621):
MURRAY SONGER..... District Passenger Agent
E. L. BOURG..... District Freight Agent

BERKELEY, 4, CAL. 136-137 Berkeley Square (Phone TEmplebar 2-2121):
KENNETH E. GOY..... Traveling Passenger Agent

COLTON, CAL. S. P. Station. Phone { Colton 1120
Riverside 6993
San Bernardino 5167
H. H. HUBER..... Traveling Passenger Agent

CORPUS CHRISTI, TEX. Belden and North Broadway (Phone 2-7404):
W. E. BROWN..... District Frt. and Pass. Agent

DALLAS, 1, TEX. Adolphus Hotel Arcade, Main Street Entrance
(Phone RAndolph 8611):
B. H. TANNER..... District Passenger Agent
E. J. SCHAFER, 2300 Canton Street..... District Freight Agent

EL CENTRO, CAL. S. P. Sta.—Main bet. 3rd & Broadway (Phone 1580):
F. E. WHITCHER..... District Frt. and Pass. Agent

ELKO, NEV. 384 Railroad St. (Phone 44):
R. C. MILLS..... Traveling Frt. and Pass. Agent

EL PASO, TEX. 416 N. Stanton St. (Phone 2-7711):
WM. SUTHERLAND..... District Passenger Agent

EUGENE, ORE. (Phone 4-1441):
H. FEE, U. S. Natl. Bank Bldg..... District Freight Agent
R. H. HUNT (Pass. Station)..... Traveling Passenger Agent

EUREKA, CAL. N. W. P. RR. Depot. (Phone HIlside 3-0851):
H. J. MAHAN (N. W. P.)..... Asst. District Freight and Passenger Agent

FORT WORTH, 2, TEX. 410-414 Century Bldg. 108 West Eighth St.
C. S. ELLIOT, (Phone FAnnin 9151)..... District Freight Agent
J. D. SMITH..... Traveling Passenger Agent

FRESNO, 1, CAL. Pass. Station. H and Mariposa Sts. (Phone 3-2241):
W. T. FLUMBER..... District Passenger Agent
C. E. WARD..... District Freight Agent

GALVESTON, TEX. 2022 Market St. (Phone 3-4611):
M. J. HENRY..... District Frt. and Pass. Agent

GLENDALE, 3, CAL. 106 North Brand Blvd. (Phone Citrus 1-5166):
A. J. HOWARD..... District Passenger Agent

HAMILTON FIELD, CAL. N. W. P. Station. (Phone GLenwood 4-4873):
A. V. HALLING..... (Joint S. P.-N. W. P.) Traveling Passenger Agent

HARLINGEN, TEX. 122 West Jefferson St. (Phone 565):
E. A. McELVANY..... District Passenger Agent
R. E. JOHNSON..... District Freight Agent

HAYWARD, CAL. S. P. Station. 25 "A" St. (Phone ELgin 1-2286):
N. TOOKER..... Traveling Passenger Agent

HOUSTON, 1, TEX. (Phone CApitol 1121):
H. A. SHIVER, 913 Texas Ave..... District Passenger Agent
ALLEN FOX..... Station Passenger Agent
J. H. TATE (S. P. Bldg., 913 Franklin Ave.)..... District Freight Agent

KLAMATH FALLS, ORE. Underwood Bldg., 7th and Main Sts. (Ph. 2-2501):
G. W. MORGAN..... District Frt. and Pass. Agent

LAKE CHARLES, LA. Majestic Hotel Bldg. (Phone 63605):
C. W. MURRELL..... District Frt. and Pass. Agent

LONG BEACH, 2, CAL. 132 West Ocean Blvd. (Phone 72991):
L. OVERMAN..... District Passenger Agent
J. E. BLACKBURN, 156 West Ocean Blvd..... District Freight Agent

LOS ANGELES, 14, Cal. P.E.Bldg., 610 So. Main St. (Phone MIch. 6161):
J. E. RICHARDSON..... District Passenger Agent
W. D. KELLER..... District Freight Agent

MARYSVILLE, CAL. S. P. Station, 6th and A Sts. (Phone 3-9291):
H. B. HOLLIMON..... Traveling Frt. and Pass. Agent

MEDFORD, ORE. S. P. Station, 5th and Front Sts. (Phone 2-7173):
R. H. HOLMES..... District Frt. and Pass. Agent

MERCED, CAL. S. P. Station, N and 16th Sts. (Phone 80):
J. D. HIGHTOWER..... Traveling Frt. and Pass. Agent

MODESTO, CAL. S. P. Station, 9th and J Sts. (Phone 3-6431):
J. D. RICH..... Traveling Frt. and Pass. Agent

MONTEREY, CAL. S. P. Station (Phone Monterey 5-5550):
L. V. OWENS..... Passenger Agent

NEW IBERIA, LA. Washington and Railroad Aves. (Phones 84 and 85):
A. M. DESONIER..... Traveling Frt. and Pass. Agent

NEW ORLEANS, 12, LA. (Phone MAgnolia 4411):
J. R. MCINTYRE, 201 St. Charles Ave..... District Passenger Agent
J. M. BLANCHET—W. S. GAUDIN..... Station Passenger Agents
L. J. KARTER, 610 Poydras St., 11 (Phone MAgnolia 4411):
..... District Freight Agent

OAKLAND, 12, CAL. Room 911, Tribune Tower (TEmplebar 2-2121):
L. E. RENNER..... District Passenger Agent
JACK ROCHE..... Asst. Dist. Pass. Agent
C. H. REEVES, Room 822, Central Bk. Bldg., 14th & Bdwy., Dist. Frt. Agent

OGDEN, UTAH, Union Station, 25th St. and Wall Ave. (Phone 7584):
E. A. BANCROFT..... Traveling Frt. and Pass. Agent

OXNARD, CAL. S. P. Station (Phone 16)
H. A. JOHNSON..... Traveling Passenger Agent

PALM SPRINGS, CAL. 247 No. Palm Canyon Drive (Phone 2235):
C. W. MCGANN..... Traveling Passenger Agent

PALO ALTO, CAL. S. P. Station (Phone DAVenport 3-6105):
J. J. McDONOUGH..... District Passenger Agent

PASADENA, 1, CAL. 10 So. Arroyo Parkway (Phone SYcamore 3-1164):
S. S. STETLER..... District Passenger Agent

PHOENIX, ARIZ. 114 North Central Ave. (Phone ALpine 2-1771):
A. W. PRENOVOST..... District Passenger Agent
R. A. GREENWADE, 234 No. Central Ave..... District Freight Agent

PITTSBURG, CAL. S. P. Station (Phone 2-2974):
RALPH O. HUBBARD..... Traveling Passenger Agent

POMONA, CAL. Commercial St. and Garey Ave. (Phone LYcoming 2-5567):
W. E. CAMPBELL..... District Passenger Agent

PORTLAND, 4, ORE. Pacific Bldg. (Phone ATwater 8181):
L. H. FREDERICK..... District Freight Agent

REDDING, CAL. S. P. Freight Sta., Yuba and Center Sts. (Phone 33):
IRA BLALOCK..... Traveling Frt. and Pass. Agent

RENO, NEV. Pass. Sta., Commercial Row and Lake Sts. (Phone 2-9101):
J. H. MAHAN..... District Frt. and Pass. Agent

RICHMOND, CAL. S. P. Sta., 16th & McDonald Ave. (Phone Beacon 2-4162):
A. B. WILSON..... Traveling Passenger Agent

RIVERSIDE, CAL. 3900 Market Street (Phone 6181):
G. T. BROWN..... District Frt. and Pass. Agent

ROSEBURG, ORE. Freight Sta., Cor. Sheridan & West Lane (Phone 3-6162):
P. F. CARBON..... Asst. District Frt. and Pass. Agent

SACRAMENTO, 14, CAL. S. P. Sta., 4th and I Sts. (Phone Gilbert 3-8011):
G. H. HOLT..... District Passenger Agent
O. V. GIBSON..... District Freight Agent

SALEM, ORE. Room 220, Pioneer Trust Bldg.:
F. M. GUERIN..... District Freight Agent

SALINAS, CAL. S. P. Station (Phone 7331):
W. S. WOOD..... District Frt. and Pass. Agent

SAN ANTONIO, 5, TEX. (Phone GARfield 3271):
R. H. FARIS, 316 N. St. Mary's St..... City Passenger Agent
G. E. MARSHALL..... Station Passenger Agent
M. H. ERSKINE, 601 Gunter Bldg..... District Freight Agent

SAN FRANCISCO, 5, CAL. 89 Market St. (Phone DOUGlas 2-1212):
J. B. HAGGERTY..... District Passenger Agent
D. W. WICKS..... Asst. Dist. Pass. Agent
WILLARD BARR, 77 Market St..... District Freight Agent

SAN JOSE, 10, CAL. S. P. Sta. 65 Cahill St. (Phone CYpress 5-2424):
C. H. MUELLER..... District Passenger Agent
J. T. MCCANN..... District Freight Agent

SAN PEDRO, CAL. 711 South Pacific Ave. (Phone Terminal 2-6414):
H. A. HANSEN..... District Freight Agent
I. L. LOGAN..... Traveling Passenger Agent

SANTA ANA, CAL. 1030 East Fourth St. (Phone KImberly 3-8267):
E. B. SHARPLEY..... District Passenger Agent

SANTA BARBARA, CAL. S. P. Station, 209 State St. (Phone 4171):
G. C. DRAKE..... District Passenger Agent
G. A. THOMAS..... District Freight Agent

SANTA MONICA, CAL. 201 Santa Monica Blvd. (Phone EXbrook 50-958):
RAYMOND P. FANSETT..... District Passenger Agent

SANTA ROSA, CAL. N. W. P. RR. Depot, 4th & Wilson Sts. (Phone 88):
H. J. THIGPEN..... (Joint S.P.-N.W.P.) Traveling Passenger Agent

SHREVEPORT, 24, LA. 811 Shelby Bldg., 306 Milam St. (Phone 2-7381):
L. L. TOMME..... District Frt. and Pass. Agent

STOCKTON, 3, CAL. Pass. Station, 949 East Channel (Phone 5-5661):
L. S. STITT..... District Frt. and Pass. Agent

TUCSON, ARIZ. S. P. Station, Toole Ave. at Fifth St. (Phone 3-6911):
W. T. JONES..... District Passenger Agent
A. J. FERRO..... District Freight Agent

VAN NUYS, CAL. S. P. Station (Phone STate 5-3195):
W. A. HANSON..... Traveling Passenger Agent

WACO, TEX. 603-4 Professional Bldg. (Phone 2-1625):
D. R. TEMPLE..... District Frt. and Pass. Agent.