

MARCH, 1912

**SOUTHERN
PACIFIC**



SUBJECT TO CHANGE WITHOUT NOTICE

**CALIFORNIA NEVADA
UTAH OREGON
WASHINGTON
ARIZONA NEW MEXICO
TEXAS LOUISIANA**

CHAS. S. FEE
PASSENGER TRAFFIC MANAGER
SAN FRANCISCO, CAL.

F. E. BATTURS
GENERAL PASSENGER AGENT
LOS ANGELES, CAL.

MARCH, 1912

**SOUTHERN
PACIFIC**



SUBJECT TO CHANGE WITHOUT NOTICE

**CALIFORNIA NEVADA
UTAH OREGON
WASHINGTON
ARIZONA NEW MEXICO
TEXAS LOUISIANA**

CHAS. S. FEE
PASSENGER TRAFFIC MANAGER

JAS. HORSBURGH, JR.
GENERAL PASSENGER AGENT
SAN FRANCISCO, CAL.

SAN FRANCISCO "OVERLAND LIMITED" ELECTRIC LIGHTED

3 DAYS TO CHICAGO

Protected by Electric Block Signals all the way. Across the High Sierra and Great Salt Lake by daylight.

Pullman Sleepers San Francisco and Chicago. Your choice of Berths, Sections, Drawing rooms or Staterooms.

Best Dining Car Service in the world. Observation Car, Ladies' Parlor and Writing room. Gentlemen's Smoking room. Library, Daily News Bulletins and Stock Reports.

Spacious open air observation rotunda.

ONLY SAN FRANCISCO-CHICAGO LIMITED TRAIN

PASO ROBLES HOT SPRINGS

On the Coast Line of the

SOUTHERN PACIFIC

Midway Between San Francisco and Los Angeles

Marvelous health-giving springs. Hot sulphur, mud and medicinal baths. Finest equipped bath house for remedial uses of mineral waters in America.

EQUABLE CLIMATE DELIGHTFUL SURROUNDINGS
BEAUTIFUL DRIVES AND WALKS
FAMOUS GOLF COURSE
EXCELLENT HOTEL AND CUISINE


Convenient for Motorists.

10 days stopover allowed on first-class rail and Pullman tickets.

STANDARD A190 (2-16-12)

BLOCK SIGNAL SYSTEM

\$3,000,000.00 HAVE BEEN EXPENDED BY THE SOUTHERN PACIFIC



In the perfection and installation of over

2275 MILES OF AUTOMATIC ELECTRIC BLOCK SIGNAL SYSTEM

SOUTHERN PACIFIC LANDS IN SOUTHERN CALIFORNIA FOR FRUITS, VEGETABLES AND GRAINS

IN NORTHERN NEVADA AND UTAH
FOR GENERAL FARMING AND STOCK RAISING

To be sold at reasonable prices and on ten years time to encourage settlement.

TERMS OF SALE

ONE TENTH CASH, Balance in 9 annual installments, 6% interest

For maps, prices and general information apply to LAND DEPARTMENT, SOUTHERN PACIFIC COMPANY.

801 FLOOD BUILDING, SAN FRANCISCO, CAL.

410 GROSSE BUILDING, LOS ANGELES, CAL.



GENERAL OFFICERS AND REPRESENTATIVES

GENERAL OFFICES SOUTHERN PACIFIC COMPANY

NEW YORK, NEW YORK.....165 Broadway
 CHICAGO, ILLINOIS.....112 West Adams Street
 SAN FRANCISCO, CALIFORNIA.....Flood Building
 LOS ANGELES, CALIFORNIA.....Pacific Electric Building
 PORTLAND, OREGON.....Wells Fargo Building
 NEW ORLEANS, LOUISIANA.....Metropolitan Bank Building

TRAFFIC DEPARTMENT

L. J. SPENCE, Director of Traffic.....New York, N. Y.
 W. S. BASINGER, Assistant Director of Traffic.....New York, N. Y.
 F. H. PLAISTED, Assistant Director of Traffic.....New York, N. Y.
 P. C. STOHR, Assistant Director of Traffic.....Chicago, Illinois
 E. O. McCORMICK, Vice-President.....San Francisco, California
 G. W. LUCE, Assistant to Vice-President.....San Francisco, California
 H. S. LINCOLN, Assistant to Vice-President.....San Francisco, California
 H. A. JONES, Freight Traffic Manager.....San Francisco, California
 CHAS. S. FEE, Passenger Traffic Manager.....San Francisco, California

PASSENGER DEPARTMENT

JAS. HORSBURGH, JR., General Passenger Agent.....San Francisco, California
 F. E. BATTURS, General Passenger Agent.....Los Angeles, California
 J. M. SCOTT, General Passenger Agent.....Portland, Oregon
 R. A. DONALDSON, Assistant General Passenger Agent.....San Francisco, California
 H. R. JUDAH, Assistant General Passenger Agent.....San Francisco, California
 E. E. WADE, Assistant General Passenger Agent.....San Francisco, California
 E. W. CLAPP, Assistant General Passenger Agent.....Tucson, Arizona
 E. B. CARSON, General Baggage Agent.....San Francisco, California
 T. J. ANDERSON, General Passenger Agent, G. H. & S. A. Ry.....Houston, Texas
 JOS. HELLEN, General Passenger Agent, T. & N. O. R. R.....Houston, Texas
 J. H. R. PARSONS, General Passenger Agent, M. L. & T. R. R. & S. S. Co. New Orleans, Louisiana
 E. W. CLAPP, General Freight and Passenger Agent, Arizona Eastern R. R.....Tucson, Arizona
 R. B. MILLER, Traffic Manager, Oregon-Washington R. R. & N. Co.....Portland, Oregon
 WM. McMURRAY, General Passenger Agent, O.-W. R. R. & N. Co.....Portland, Oregon
 A. C. MARTIN, Assistant General Passenger Agent, O.-W. R. R. & N. Co.....Portland, Oregon
 P. J. COLLINS, General Baggage Agent, O.-W. R. R. & N. Co.....Portland, Oregon

FREIGHT DEPARTMENT

THOS. A. GRAHAM, General Freight Agent.....San Francisco, California
 S. N. BOSTWICK, Assistant General Freight Agent.....San Francisco, California
 A. H. RISING, Assistant General Freight Agent.....San Francisco, California
 H. G. TOLL, Assistant General Freight Agent.....San Francisco, California
 J. G. STUBBS, General Freight Agent.....Los Angeles, California
 E. W. CLAPP, Assistant General Freight Agent.....Tucson, Arizona

WEST COAST ROUTE

SONORA RAILWAY

SOUTHERN PACIFIC RAILROAD OF MEXICO

H. LAWTON, General Freight and Passenger Agent, Guaymas, Sonora, Mex.
 GEO. F. JACKSON, Assistant General Freight and Passenger Agent, Guaymas, Sonora, Mex.

Information About Journeys Cheerfully Furnished by any of the Following:

GENERAL, EUROPEAN, AND TRANS-PACIFIC AGENTS

ANTWERP, BELGIUM, 6 Rue des Peignes.....Rud. Falck, General European Agent
 ASTORIA, ORE.....G. W. Roberts, Agent, O.-W. R. R. & N. Co.
 BALTIMORE, MD., Piper Building.....W. B. Johnson, Agent
 BEAUMONT, TEXAS.....J. W. Wilkinson, Dist. Frt. & Pass. Agt., T. & N. O. R. R.
 BIRMINGHAM, ALA., 1901 First Avenue.....O. P. Bartlett, General Agent
 BORDEAUX, FRANCE, 46 Quai des Chartrous.....Rud. Falck, General European Agent
 BOSTON, MASS., 12 Milk St.....J. H. Glynn, New England Agent
 BUTTE, MONT., 2 North Main St.....F. D. Wilson, Dist. Frt. & Pass. Agt., O. S. L. R. R.
 CHICAGO, ILL., 73 West Jackson Boulevard.....W. G. Neimyer, General Agent
 CLEVELAND, OHIO, 305 Williams Building.....Geo. B. Hild, General Agent
 CINCINNATI, OHIO, 53 Fourth Avenue East.....W. H. Connor, General Agent
 DES MOINES, IOWA, 310 West Fifth St.....J. W. Turtle, Trav. Pass. Agent
 DENVER, COLO., 313 Railway Exchange Bldg.....W. K. McAllister, General Agent
 DETROIT, MICH., 11 Fort St.....Edward A. Macon, General Agent
 HAMBURG, GER MARY, 23-27 Ferdinand Strasse.....Rud. Falck, General European Agent
 HAVANA, CUBA, Obispo 49.....A. E. Woodell, General Agent
 KANSAS CITY, MO., 901 Walnut St.....H. G. Kaill, General Agent
 LEWISTON, IDAHO, C. W. Mount, District Freight and Passenger Agent O.-W. R. R. & N. Co.
 LIVERPOOL, ENG., 25 Water St.....Rud. Falck, General European Agent
 LONDON, ENG., 49 Leadenhall St., 22 Cockspur St.....Rud. Falck, General European Agent
 MAZATLAN, MEX.....C. F. Berna, Commercial Agent, West Coast Route
 MEXICO CITY, MEX., Avenida Juarez, No. 12.....A. Miranda, General Agent
 MILWAUKEE, WIS., 221 Grand Avenue.....L. L. Davis, Commercial Agent
 MINNEAPOLIS, MINN., 25 South Third St.....H. F. Carter, District Passenger Agent
 NEW YORK, N. Y., 1 and 366 and 1158 Broadway, L. H. Nutting, General Eastern Passenger Agent
 OLYMPIA, WASH., Percivals Dock.....J. C. Percival, Agent, O.-W. R. R. & N. Co.
 PHILADELPHIA, PA., 632 Chestnut St.....R. J. Smith, Agent
 PITTSBURG, PA., 539 Smithfield Street.....G. G. Herring, General Agent
 SALT LAKE CITY, UTAH, Hotel Utah.....L. J. Kyes, Dist. Pass. Agent
 SEATTLE, WASH., 716 Second Ave.....E. E. Ellis, D. P. Agent, O.-W. R. R. & N. Co.
 SPOKANE, WASH., 603 Sorague Avenue, A. MacCorquodale, D. P. Agent, O.-W. R. R. & N. Co.
 ST. LOUIS, MO., 315-317 North Ninth St.....A. J. Dutcher, General Agent
 SYDNEY, AUSTRALIA, 5 Gresham St.....V. A. Sproul, Australian Passenger Agent
 SYRACUSE, N. Y., 212 West Washington St.....F. T. Brooks, N. Y. State Agent

TACOMA, WASH., 1117-19 Pacific Ave.....Robert Lee, D. P. Agt., O.-W. R. R. & N. Co.
 TORONTO, ONT., Manufacturers Life Building.....Geo. W. Vaux, Canadian Trav. Pass. Agent
 TORREON, MEX., Apartado Num. 286.....G. P. Mena, Trav. Frt. & Pass. Agent
 WALLA WALLA, WASH., 21 Main St., R. Burns, Dist. Frt. and Pass. Agt., O.-W. R. R. & N. Co.
 WASHINGTON, D. C., 905 F Street.....A. J. Poston, Gen. Agent, Washington-Sunset Route
 YOKOHAMA, JAPAN, 4 Water St.....G. H. Corse, Jr., G. P. A., S. F. O. R.

LOCAL REPRESENTATIVES

ALAMEDA, CAL., Park Street.....H. J. Brandt, Agent
 ASHLAND, ORE.....G. N. Kramer, Agent
 AUBURN, CAL.....J. Wallace, Agent
 BAKERSFIELD, CAL.....H. P. Libby, Agent
 BENSON, ARIZ.....E. L. Witty, Agent
 BERKELEY, CAL.....E. A. Mitchell, Agent
 BOWIE, ARIZ.....W. H. Lawrence, Agent
 BRAWLEY, CAL.....W. C. Eaton, Agent
 CHICO, CAL.....J. S. Brown, Agent
 CORNING, CAL.....C. B. Mills, Agent
 DEL MONTE, CAL.....B. F. Wright, Agent
 DEMING, N. M.....J. T. Clayton, Agent
 EL CENTRO, CAL.....M. A. Henry, Agent
 EL PASO, TEX., Hotel Sheldon.....W. C. McCormick, General Agent, G. H. & S. A. Ry.
 EUREKA, CAL., 612 Fourth St.....J. E. Trewin, Commercial Agent
 FRESNO, CAL., 1013 J. St.....J. F. Hixon, Dist. Freight and Pass. Agent
 HANFORD, CAL.....G. W. Armstead, Agent
 IMPERIAL, CAL.....D. C. Gale, Agent
 KLAMATH FALLS, ORE.....S. J. Bailey, Agent
 LODI, CAL.....J. A. Coveney, Agent
 LORDSBURG, N. M.....J. H. McClure, Agent
 LOS GATOS, CAL.....C. A. Stone, Agent
 LOS ANGELES, CAL., 600 South Spring St.....F. C. Lathrop, District Passenger Agent
 LOS ANGELES, CAL., Arcade Depot.....T. D. Jenkins, Agent Information Bureau
 LOS ANGELES, CAL., 607 South Spring St.....Grove Ketchum, Dist. Pass. Agent—Sunset Route
 LOS ANGELES, CAL., 606 South Spring St., D. T. Fitzgerald, D. P. A., Washington-Sunset Route
 LOS ANGELES, CAL., 606 South Spring St., T. O. Bonney, T. P. A., Washington-Sunset Route
 LONG BEACH, CAL.....Chas. E. Spear, Commercial Agent
 MADERA, CAL.....A. R. Kallmeyer, Agent
 MARYSVILLE, CAL.....R. F. Watson, Agent
 MERCED, CAL.....G. H. Agnew, Agent
 MODESTO, CAL.....W. G. Rodgers, Agent
 MONTEREY, CAL.....J. R. Montague, Agent
 NOGALES, ARIZ.....W. G. Bowman, Agent
 NORTH VALLEJO WHARF, CAL.....T. J. McCudden, Agent
 OAKLAND, CAL., Broadway and 13th St.....L. Richardson, Dist. Freight and Pass. Agent
 OAKLAND PIER, CAL.....Miss K. Potwin, Agent
 OGDEN, UTAH.....C. A. Henry, Union Depot Agent
 OGDEN, UTAH, 2514 Washington Ave.....E. A. Shewe, City Agent
 ONTARIO, CAL.....J. R. Monahan, Agent
 OROVILLE, CAL.....L. Slissman, Agent
 OXNARD, CAL.....J. E. Sloan, Agent
 PACIFIC GROVE, CAL.....C. R. Estabrook, Agent
 PASADENA, CAL., 148 East Colorado St.....F. S. McGinnis, Commercial Agent
 PASO ROBLES, CAL.....W. J. Hathaway, Agent
 PALO ALTO, CAL.....H. C. Karsten, Agent
 PHOENIX, ARIZ.....A. R. Gatter, General Agent, A. E. R. R.
 PORTERVILLE, CAL.....H. D. Johnston, Agent
 PORTLAND, ORE., 3rd and Washington Sts.....C. W. Stinger, City Ticket Agent
 REDDING, CAL.....R. A. Martin, Agent
 RED BLUFF, CAL.....D. O'Gara, Agent
 REDLANDS, CAL.....G. S. Thompson, Agent
 RENO, NEV., 238 Center Street.....J. M. Fulton, Dist. Freight and Pass. Agent
 RICHMOND, CAL.....H. A. Stiver, Agent
 RIVERSIDE, CAL., Glenwood Building.....J. R. Downs, Commercial Agent
 SAN FRANCISCO, CAL., Flood Bldg.....A. S. Mann, Dist. Pass. Agent
 SAN FRANCISCO, CAL., Palace Hotel.....Fred. S. Shoup, Agent
 SAN FRANCISCO, CAL., Market Street Depot.....J. D. Baker, Agent
 SAN FRANCISCO, CAL., Market Street Depot.....W. S. Pladwell, Agent, Information Bureau
 SAN FRANCISCO, CAL., 3rd and Townsend.....F. D. Howard Agent
 SAN FRANCISCO, CAL., Pacific St. Wharf.....H. G. Otis, Steamer Agent
 SAN FRANCISCO, CAL., 461 Market St., cor. First St.....H. C. Collins, Dist. Freight Agent
 SAN FRANCISCO, CAL., 32 Powell St.....P. K. Gordon, General Agent—Sunset Route
 SAN FRANCISCO, CAL., 32 Powell St.....C. W. Jennings, Trav. Pass. Agent—Sunset Route
 SAN FRANCISCO, CAL., 874 Market St., J. N. Harrison, P. C. Pass. Agent, Wash'n-Sunset Route
 SAN FRANCISCO, CAL., 42 Powell St., Flood Building.....S. F. Booth, General Agent—U. P. R. R.
 SACRAMENTO, CAL., 801 K Street.....Jas. O'Gara, Dist. Freight and Passenger Agent
 SACRAMENTO, CAL.....A. Klavs, Depot Agent
 SALINAS, CAL.....R. H. Abbott, Agent
 SAN LUIS OBISPO, CAL.....T. F. Delaney, Agent
 SAN MATEO, CAL.....E. B. Green, Agent
 SANTA ANA, CAL.....L. B. Valla, Commercial Agent
 SANTA CRUZ, CAL.....C. B. Vodicaka, Agent
 SAN DIEGO, CAL., 901 Fifth St.....A. D. Haganman, Commercial Agent
 SAN JOSE, CAL., 40 E. Santa Clara St.....E. Shillingsburg, District Freight and Pass. Agent
 SANTA BARBARA, CAL., 907 State St.....C. G. Chisholm, Commercial Agent
 SANTA MONICA, CAL., Pier Ave. and Trolley Way.....H. McNeill, Agent
 STOCKTON, CAL.....J. D. Fish, Agent
 TUCSON, A. T.....R. B. Savage, Agent
 VENTURA, CAL.....M. F. Murphy, Agent
 VISALIA, CAL.....W. H. Dresser, Agent
 WATSONVILLE, CAL.....R. H. Davis, Agent



A FEW POINTERS IN REFERENCE TO THE TIME TABLES. Index below provides convenient reference to location of through service tables, important traffic centers and to branch lines. All information contained in this folder subject to change without notice. In time tables where stations are in middle column and time on both sides, read the figures down on the left and up on the right. These tables show the time trains should arrive at and depart from the several stations, and connect with other trains, but their departure, arrival or connection at the time stated is not guaranteed. The time of connecting lines is published for the information of passengers, and every care is taken to keep it correct, but this company does not hold itself responsible for any errors or omissions therein. Where no time is shown, trains do not stop. A. M. time is shown in light figures; P. M. time is shown in dark figures. Note all reference marks very carefully.



TABLE OF CONTENTS

Pages	
2	General Officers and Representatives.
3, 4, 5.	Station Index.
CONDENSED THROUGH SCHEDULES.	
6, 7	Overland Route—Condensed Time Table, East and Westbound.
8, 9	Sunset Route—Condensed Time Table, East and Westbound.
10	Sou. Pac.—El Paso Route—Condensed Time Table, East and West.
11	Shasta Route—Condensed Time Table, North and Southbound.
LOCAL THROUGH SCHEDULES.	
12	Overland Route, San Francisco and Ogden.
12	Wadsworth, Fallon, Mound House, Keeler.
12	Reno, Tonopah, Silver Peak, Goldfield.
13	Ogden, Denver, Omaha and Chicago.
13	Ogden, Denver, Kansas City and St. Louis.
14	Connections at Chicago.
14	Ogden, Yellowstone, Butte.
14	Ogden, Boise, Spokane, Portland.
15	Sunset Route, San Francisco and Los Angeles, via Coast Line.
16	via San Joaquin Valley.
17	San Joaquin Valley Local Lines.
18, 19	Map of Related Lines.
20	Map of United States east of Chicago and New Orleans.
21	Sunset Route San Francisco, Los Angeles, El Paso, New Orleans.
22	Arizona Eastern R. R.
23	Sonora Railway and West Coast Route to Old Mexico.
23	Sunset Route, Washington-Sunset Route.
24	Shasta Route, San Francisco and Weed.
25	Weed, Portland, Tacoma and Seattle.
25	Oregon Branch Lines.
LOCAL TIME TABLES.	
26	Via Oakland, Pier—San Francisco, Richmond, Port Costa, Elmira, Sacramento.
26	San Francisco, Vallejo, Calistoga, Santa Rosa, Port Costa, Byron, Tracy.
27	San Francisco, Stockton, Lodi, Galt, Sacramento, via Niles or Martinez.
27	San Francisco, Milton, Montpelier, Valley Spring, Ione.
28	San Francisco, Oakland, San Jose, via Niles or Newark.
29	San Francisco, Oakland, San Jose, Wright, Santa Cruz, Boulder Creek.
31	San Francisco or Los Angeles and Yosemite Valley.
31	Netherlands Route, Sacramento River points.
32	Via Coast Line—Peninsula Service, San Francisco, Palo Alto, San Jose.
29	San Francisco, Mayfield, Los Altos, Los Gatos, Santa Cruz, Boulder Creek.
30	San Francisco, Oakland, San Jose, Hollister, Santa Cruz, Pacific Grove, Salinas.
32	Inside Track and Southern California Branch Lines.
33-34	Foreign Local Connections.
35	Steamship Lines.

STATION INDEX

A	PAGE	PAGE	PAGE
Abilene, Kan.	13	Alpine, Tex.	21
Abner, Cal.	33	Altamont, Cal.	14
Acampo, Cal.	27	Alvarado, Cal.	28, 29
Acaponeta, Mex.	23	Alviso, Cal.	28, 29
Adobe, Cal.	34	Alvord, Cal.	23
Ady, Ore.	33	Amador, Cal.	12
Aden, N. M.	21	Amador City, Cal.	34
Ager, Cal.	24	Anaheim, Cal.	27
Agnew, Cal.	28, 29	Anapra, N. M.	32
Agua Zarca, Mex.	23	Anderson, Cal.	24
Agua Calientes, Mex.	34	Andrade, Cal.	24
Alameda, Cal. 6, 7, 8, 9, 11, 12, 15, 16, 26, 27, 28, 29, 30, 31.		Angels, Cal.	32
Alamitos Beach, Cal.	32	Antelope, Cal.	27
Alamos, Mex.	23	Antioch, Cal.	12, 24, 26, 27, 28, 29, 30, 31.
Albany, Ore.	11, 25	Applegate, Cal.	12
Albino, Tex.	34	Aptos, Cal.	30
Algodones, Mex.	32	Arbuckle, Cal.	24
Alhambra, Cal.	32	Aradita, Cal.	23
Alicia, Ariz.	22	Ardon, Cal.	29
Alma, Cal.	22	Arlington, Ore.	14
Alturas, Cal.	34	Armona, Cal.	16, 17
		Armstrong, Kan.	13
		Army Point, Cal.	24, 26
		Aromas, Cal.	30
		Aurora, Cal.	34

STATION INDEX		STATION INDEX	
PAGE	PAGE	PAGE	PAGE
Barber, Cal.	33	Caldor, Cal.	33
Barlow, Ore.	25	Caldwell, Idaho.	14
Baroda, Cal.	29	Calexico, Cal.	32
Bartle, Cal.	33	Calistoga, Cal.	26
Barton, Cal.	17	Calor, Ore.	33
Bassett, Cal.	32	Camarillo, Cal.	32
Batavia, Cal.	24, 26	Cambay, N. M.	21
Battle Mountain, Nev.	6, 12	Campbell, Cal.	29
Bay Point, Cal.	26, 27	Campbell, Nev.	34
Bay Shore, Cal.	23	Cananea, Mex.	23
Beatty, Nev.	22	Canby, Ore.	25
Beaumont, Cal.	34	Cannon, Cal.	26
Beaumont, Tex.	21	Canon City, Colo.	33
Beaver Hill, Ore.	31	Capitola, Cal.	30
Beaverton, Ore.	25	Caporn, Cal.	12
Beekwith, Cal.	34	Carbo, Mex.	23
Bellingham, Wash.	25	Carbondale, Cal.	27
Belmont, Cal.	28	Carlin, Nev.	12
Benicia, Cal. 12, 24, 26, 31.		Carlton, Ore.	25
Ben Lomond, Cal.	29	Carmel, Cal.	30
Benton, Ariz.	10, 21	Carpinteria, Cal.	15
Benton, Cal.	12	Caruthers, Cal.	16
Beowave, Nev.	12	Carson City, Nev.	34
Berenda, Cal.	16, 31	Casa Grande, Ariz.	21
Beresford, Cal.	28	Casmalia, Cal.	15
Berkeley, Cal. 6, 7, 8, 9, 11, 12, 15, 16, 26, 27, 28, 29, 30, 31.		Castella, Cal.	24
Bernice, Cal.	32	Castle Rock, Cal.	24
Bertha, Ore.	25	Castle Rock, Utah.	13
Bethany, Cal.	26	Castroville, Cal. 8, 9, 10, 15.	
Biggs, Cal.	24	Cazadero, Cal.	34
Big Springs, Nev.	13	Centerville, Cal.	22, 28
Big Trees, Cal.	29	Central City, Neb.	13
Bisbee, Ariz.	33	Central Point, Ore.	25
Blackfoot, Idaho.	14	Centralia, Wash.	25
Black River, Wash.	25	Ceres, Cal.	16
Blair, Nev.	12	Chalfant, Cal.	12
Blaisdell, Ariz.	21	Chandler, Ariz.	22
Bloomington, Cal.	32	Chandler, Ariz.	22
Blue Canon, Cal.	12	Chappell, Wyo.	13
Boca, Cal.	12	Charlotte, N. C.	23
Bodie, Cal.	12	Charter Oak, Cal.	32
Boise, Idaho.	14	Chat, Cal.	32
Boulder Creek, Cal.	22	Chatsworth, Cal.	15, 32
Bowen, Ariz.	29	Chatsworth, Wyo.	32
Bowie, Ariz. 8, 9, 10, 21, 22.		Chemawa, Ore.	25
Bowman, Cal.	12	Chehalis, Wash.	25
Bradley, Cal.	15	Cheyenne, Wyo. 6, 7, 13.	
Brady Island, Nev.	13	Cheyenne Wells, Colo.	13
Branaman, Ariz.	12	Cherry Creek, Nev.	34
Brawley, Cal.	32	Chicago, Ill. 6, 7, 8, 9, 10, 11, 13, 14, 15.	
Bray, Cal.	32	Chico, Cal. 6, 7, 11, 16, 24.	
Brentwood, Cal.	26, 27	Chihuahua, Mex.	32
Bridgeport, Cal.	34	Chinese, Cal.	32
Bridger, Wyo.	13	Chino, Cal.	27
Brighton, Cal.	27, 31	Chittenden, Cal.	30
Brighton, Colo.	13	Christmas, Ariz.	22
Broadmead, Ore.	25, 33	Chualar, Cal.	15
Brookdale, Cal.	29	Churchill, Nev.	12
Brooks, Ore.	25	Clint, Tex.	29
Brookhurst, Cal.	32	Cincinnati, Ohio. 8, 9, 10.	
Brown, Cal.	17	Ciervo, Cal.	27
Buckeye, Ariz.	22	Cisco, Cal.	14
Buena Park, Cal.	32	Cito, Tex.	32
Buffalo, N. Y.	14	Citrus, Cal.	14
Buffalo Park, Kan.	13	Chacamas, Ore.	25
Buford, Wyo.	13	Del Rio, Tex.	31
Bullfrog, Nev.	34	Clarksburg, Cal.	27
Bunker Hill, Kan.	13	Clarkson, Cal.	27
Burbank, Cal.	15, 32	Clements, Cal.	21
Burlingame, Cal. 28, 29, 30.		Clems, Cal.	29
Butte, Mont.	14	Clifton, Ariz.	33
Buttonwillow, Cal.	17	Clifton, Nev.	12
Buxton, Ore.	25	Cline, Tex.	32
Byron, Cal. 16, 26, 27, 31.		Clio, Cal.	14
		Clipper Gap, Cal.	12
		Cloverdale, Cal.	34
		Cloverleaf, Cal.	17
		Coachella, Cal.	21
		Coldale, Nev.	12
		Coalinga, Cal.	17
		Cobro, Nev.	7, 12
		Cochise, Ariz.	21, 22
		Cochran, Ariz.	22

CALIFORNIA WINTERS ARE DELIGHTFUL, BETTER SPEND ONE HERE

STATION INDEX—CONTINUED

PAGE	PAGE	PAGE	PAGE	PAGE	PAGE
Santa Rosa, Cal. 26	Sweetwater, Nev. 34	Thorne, Nev. 12	U	Visitacion, Cal. 28	Wellton, Ariz. 21
Santa Susana, Cal. 15, 32		Thrall, Cal. 24		Volta, Cal. 16	Welsh, La. 21
Sargent, Cal. 15		Tillamook, Ore. 25	Ukiah, Cal. 34	Vorden Cal. 31	West Anaheim, Cal. 32
Sather, Cal. 00		Timber, Ore. 25	Umatilla, Wash. 14, 25		West Berkeley, Cal. 24, 26, 27
Saticoy, Cal. 15	T	Tipton, Cal. 33	Union, Mex. 23		West Fork, Ore. 25
Saugus, Cal. 15		Toledo, Ore. 36	Union, Cal. 26, 31		West Napa, Cal. 26, 31
Schriever, La. 21	Tacoma, Wash. 11, 25	Tonichi, Mex. 23	Upper Soda Sp'ngs, Cal. 24		West Orange, Cal. 32
Schulenburg, Tex. 21	Tahoe City, Cal. 12	Tonopah Junc., Nev. 12	Uvalde, Tex. 21		West Sale., Ore. 34
Schurz, Nev. 12	Tahoe Tavern, Cal. 12	Tonopah, Nev. 12, 34			West San Jose, Cal. 23, 29
Seabright, Cal. 30	Talent, Ore. 25	Topeka, Kan. 13			West Scio, Ore. 33
Seacrest, Cal. 17	Tallman, Ore. 33	Torrone, Mex. 34			Westley, Cal. 16
Seattle, Wash. 11, 25	Tangent, Ore. 25	Torres, Mex. 23	V		Wheatland, Cal. 24, 31
Seger, Cal. 33	Tank Siding, Cal. 29	Towle, Cal. 12	Vacaville, Cal. 27		Whiteson, Ore. 25, 33
Sellew, Cal. 32	Tarpey, Cal. 17	Tracy, Cal 16, 17, 26, 27, 31	Vail, Ariz. 21		Whittier, Cal. 32
Seley, Cal. 32	Teclote, Mex. 32	Tremont, Cal. 26	Vallejo Junc., Cal., 16, 24, 26, 27		Wilbur, Ore. 25
Selma, Cal. 16	Tecoma, Nev. 12	Tres Pinos, Cal. 30	Valentine, Tex. 21		Willcox, Ariz. 21
Sentinel, Ariz. 21	Tehama, Cal. 24	Truckee, Cal. 6, 7, 12	Valley Spring, Cal. 27		Williams, Cal. 24
Seper, N. M. 21	Tempe, Ariz. 22	Tucson, Ariz., 8, 9, 10, 21, 23	Vancouver, Wash. 25		Willits, Cal. 34
Seguin, Tex. 21	Tenoio, Wash. 25	Tudor, Ore. 31	Vancouver, B. C. 25		Willows, Cal. 24, 31
Shafer, Nev. 34	Templeton, Cal. 15	Topas, Cal. 34	Vanden, Cal. 24, 26		Willburg, Ore. 25
Shale, Cal. 17	Tepec, Mex. 23	Tunitas, Cal. 34	Vasona Junc., Cal. 29, 32		Wilmington, Cal. 32
Shasta Retreat, Cal. 24	Ternez, Cal. 32	Tulare, Cal. 8, 9, 16, 31	Ventura, Cal. 15, 32		Wilson, Kan. 12
Shasta Springs, Cal. 11, 12, 24	Terra Bella, Cal. 16, 17	Tulasco, Nev. 12	Verdi, Nev. 12		Winchester, Ore. 25
Shaw, Ore. 33	Texarkana, Ark. 34	Tuolumne, Cal. 27	Veteran, Nev. 34		Woodland, Wash. 25
Shedd, Ore. 25	Tequila, Mex. 23	Turk, Cal. 17	Victoria, B. C. 25		Wingo, Cal. 31
Shelburn, Ore. 33	The Dalles, Ore. 14	Turlock, Cal. 16	Vina, Cal. 24		Winkleman, Ariz. 22
Sheridan, Cal. 24	Thatcher, Ariz. 22	Tres Pinos, Cal. 30	Vinton, La. 21		Winlock, Wash. 25
Sheridan, Ore. 25, 33	Thermal, Cal. 32	Turner, Ore. 25	Virginia, Cal. 29		Winnemucca, Nev. 12
Sherman, Wyo. 14	Thermal, Cal. 32	Twin Lakes, Cal. 30	Virginia City, Nev. 34		Winters, Cal. 27
Sherwood, Cal. 34	Tuompson, Nev. 34	Tustin Junc., Cal. 32	Visalia, Cal. 8, 9, 16, 17		Wolf Creek, Ore. 25
Sherwood, Ore. 33					
Shingle Springs, Cal. 31					
Shorb, Cal. 21, 32					
Shoshone, Idaho. 14					
Sidney, Neb. 13					
Sierra Blanca, Tex. 21, 34					
Siloa, Mex. 34					
Silverbell, Ariz. 33					
Silver Bow, Mont. 14					
Silver Creek, Nev. 34					
Silverton, Ore. 33					
Simi, Cal. 32					
Simon, Ariz. 21					
Siskiyou, Ore. 24					
Sisson, Cal. 24					
Sites, Nev. 33					
Smith, Nev. 34					
Snelling, Cal. 31					
Sobrate, Cal. 26					
Soledad, Cal. 15					
Solomon, Ariz. 22					
Solomon, Kan. 13					
Somis, Cal. 32					
Sonora, Cal. 27					
South San Francisco. 28					
South Vallejo, Cal. 26, 31					
Spadra, Cal. 32					
Sparks, Nev. 6, 7, 12					
Spofford, Tex. 8, 21					
Spokane, Wash. 11, 14, 25					
Springfield, Ore. 33					
Springfield, Cal. 34					
Spring Valley, Wyo. 13					
St. Helena, Cal. 26					
St. Johns, Ore. 25					
St. Joseph, Ore. 25, 33					
St. Louis, Mo., 6, 7, 8, 10, 11, 13, 14, 34					
St. Marys, Ore. 25					
St. Paul, Minn. 11, 33					
Stege, Cal. 24, 26, 27					
Steins, N. M. 21					
Steinman, Ore. 24					
Stirling City, Cal. 33					
Stockton, Cal., 6, 7, 8, 9, 10, 16, 27, 31.					
Stockdale, Ore. 25					
Strathern, Cal. 32					
Strauss, N. M. 21					
Studebaker, Cal. 32					
Success, Cal. 34					
Sugarland, Tex. 21					
Suisun, Cal. 12, 24, 26					
Summerland, Cal. 15					
Summit, Cal. 12					
Sunland, Nev. 12					
Sunnyvale, Cal. 28					
Sunol, Cal. 27					
Sunset, Cal. 24					
Surf, Cal. 15, 29					
Sutherland, Neb. 13					
Sutter Creek, Cal. 27					
Swanston, Cal. 33					
Sweeny, Cal. 29					

LAKE TAHOE

CALIFORNIA

One Hour by Rail from Truckee
SOUTHERN PACIFIC—ODGEN ROUTE

SEASON OPENS MAY 15th

Ten days stopover allowed at Truckee on
all through Railroad and Pullman Tickets

EXCELLENT HOTEL ACCOMODATIONS

This popular scenic side trip may
be made in one day—including 72
mile Steamer Ride around Lake.

ASK FOR OUR LAKE TAHOE FOLDER

YELLOWSTONE PARK

SOUTHERN PACIFIC—OREGON SHORT LINE
DIRECT RAIL ROUTE
VIA ODGEN AND YELLOWSTONE

Within 17 miles of the famous
Fountain Hotel Embraces 3,000
square miles and has an average
elevation of 7,000 feet.

One of the Wonders of the
American Continent

30 Days stopover at Ogden allowed
first and second-class tickets. One
night ride each way to and from
YELLOWSTONE PARK LINE

DAILY SCHEDULE YELLOWSTONE SPECIAL

Lv. Ogden 8.20 P. M., ar. Yellowstone 6.45 A. M.
Lv. Yellowstone 7.15 P. M., ar. Ogden 6.45 A. M.

Season, June 15 to September 26



THE OVERLAND ROUTE

CONDENSED TIME TABLES—EASTBOUND AND WESTBOUND VIA OGDEN

SEE PAGE 12, SCHEDULES SAN FRANCISCO, SACRAMENTO, RENO, OGDEN
WELLS, FARGO & CO. EXPRESS



SAN FRANCISCO "OVERLAND LIMITED"										Time	Miles	DESTINATIONS	Time	SAN FRANCISCO "OVERLAND LIMITED"									
No. 2	Fr	Th	We	Tu	Mo	Su	Tu	Mo	Su					No. 1	Fr	Th	We	Tu	Mo	Su	Tu	Mo	Su
Sa	Fr	Th	We	Tu	Mo	Su	10	20	0	Lv	San Francisco (Market St.)	Sou. Pac. Ar	2	10	We	Th	Fr	Sa	Su	Mo	Tu	We	
Sa	Fr	Th	We	Tu	Mo	Su	10	47	4	Lv	Oakland Pier	" Ar	1	40	We	Th	Fr	Sa	Su	Mo	Tu	We	
Sa	Fr	Th	We	Tu	Mo	Su	9	25	0	Lv	Alameda (Park St.)	" Ar	2	20	We	Th	Fr	Sa	Su	Mo	Tu	We	
Sa	Fr	Th	We	Tu	Mo	Su	10	30	0	Lv	Berkeley	" Ar	1	57	We	Th	Fr	Sa	Su	Mo	Tu	We	
Sa	Fr	Th	We	Tu	Mo	Su	10	53	6	Lv	Oakland (16th St.)	" Ar	1	33	We	Th	Fr	Sa	Su	Mo	Tu	We	
Sa	Fr	Th	We	Tu	Mo	Su	11	37	32	Lv	Port Costa	" Ar	12	47	We	Th	Fr	Sa	Su	Mo	Tu	We	
Sa	Fr	Th	We	Tu	Mo	Su	1	30	90	Lv	Sacramento	" Ar	10	50	We	Th	Fr	Sa	Su	Mo	Tu	We	
Fr	Th	We	Tu	Mo	Sa	Su	6	00	0	Lv	Los Angeles	" Ar	8	15	Th	Fr	Sa	Su	Mo	Tu	We	Th	
Sa	Fr	Th	We	Tu	Mo	Su	12	16	0	Lv	Bakersfield	" Ar	1	52	Th	Fr	Sa	Su	Mo	Tu	We	Th	
Sa	Fr	Th	We	Tu	Mo	Su	5	00	0	Lv	Fresno	" Ar	9	35	We	Th	Fr	Sa	Su	Mo	Tu	We	
Sa	Fr	Th	We	Tu	Mo	Su	10	55	0	Lv	Stockton	" Ar	4	00	We	Th	Fr	Sa	Su	Mo	Tu	We	
Fr	Th	We	Tu	Mo	Sa	Su	11	15	0	Lv	Santa Barbara	" Ar	4	40	Th	Fr	Sa	Su	Mo	Tu	We	Th	
Sa	Fr	Th	We	Tu	Mo	Su	2	45	0	Lv	San Luis Obispo	" Ar	12	15	Th	Fr	Sa	Su	Mo	Tu	We	Th	
Sa	Fr	Th	We	Tu	Mo	Su	4	05	0	Lv	Paso Robles Hot Springs	" Ar	10	20	We	Th	Fr	Sa	Su	Mo	Tu	We	
Sa	Fr	Th	We	Tu	Mo	Su	4	20	0	Lv	Red Bluff	" Ar	4	00	We	Th	Fr	Sa	Su	Mo	Tu	We	
Sa	Fr	Th	We	Tu	Mo	Su	6	48	0	Lv	Chico	" Ar	2	37	We	Th	Fr	Sa	Su	Mo	Tu	We	
Sa	Fr	Th	We	Tu	Mo	Su	8	19	0	Lv	Marysville	" Ar	1	08	We	Th	Fr	Sa	Su	Mo	Tu	We	
Sa	Fr	Th	We	Tu	Mo	Su	1	35	90	Lv	Sacramento	" Ar	10	40	We	Th	Fr	Sa	Su	Mo	Tu	We	
Sa	Fr	Th	We	Tu	Mo	Su	7	15	209	Lv	Truckee	" Ar	5	35	We	Th	Fr	Sa	Su	Mo	Tu	We	
Sa	Fr	Th	We	Tu	Mo	Su	8	30	244	Lv	Reno, Nev.	" Ar	4	05	We	Th	Fr	Sa	Su	Mo	Tu	We	
Sa	Fr	Th	We	Tu	Mo	Su	9	51	289	Lv	Hazen, Nev.	" Ar	2	30	We	Th	Fr	Sa	Su	Mo	Tu	We	
Sa	Fr	Th	We	Tu	Mo	Su	a2	52	477	Lv	Battle Mountain, Nev.	" Ar	b	938	Tu	We	Th	Fr	Sa	Su	Mo	Tu	
Sa	Fr	Th	We	Tu	Mo	Su	a5	17	557	Lv	Elko, Nev.	" Ar	b	577	Tu	We	Th	Fr	Sa	Su	Mo	Tu	
Sa	Fr	Th	We	Tu	Mo	Su	11	50	783	Ar	Ogden, Utah (P. T.)	Sou. Pac. Ar	1	15	Tu	We	Th	Fr	Sa	Su	Mo	Tu	
Su	Mo	Sa	Fr	Th	We	Tu	1	05	783	Lv	Ogden, Utah (M. T.)	Un. Pac. Ar	1	59	Tu	We	Th	Fr	Sa	Su	Mo	Tu	
Mo	Su	Sa	Fr	Th	We	Tu	5	20	1267	Ar	Cheyenne, Wyo.	" Ar	10	40	Mo	Tu	We	Th	Fr	Sa	Su	Mo	
Mo	Su	Sa	Fr	Th	We	Tu	10	45	1374	Ar	Denver, Col.	" Ar	7	05	Mo	Tu	We	Th	Fr	Sa	Su	Mo	
Mo	Su	Sa	Fr	Th	We	Tu	9	15	2214	Ar	Kansas City, Mo.	" Ar	10	15	Mo	Tu	We	Th	Fr	Sa	Su	Mo	
Tu	Mo	Su	Sa	Fr	Th	We	6	30	2480	Ar	St. Louis, Mo.	Wabash	2	15	Su	Mo	Tu	We	Th	Fr	Sa	Su	
Mo	Su	Sa	Fr	Th	We	Tu	5	35	1267	Lv	Cheyenne, Wyo.	" Ar	10	25	Mo	Tu	We	Th	Fr	Sa	Su	Mo	
Mo	Su	Sa	Fr	Th	We	Tu	7	30	1629	Lv	Grand Island, Neb.	Un. Pac. Ar	1	15	Mo	Tu	We	Th	Fr	Sa	Su	Mo	
Mo	Su	Sa	Fr	Th	We	Tu	7	40	1783	Ar	Omaha, Neb.	" Ar	9	45	Mo	Tu	We	Th	Fr	Sa	Su	Mo	
Tu	Mo	Su	Sa	Fr	Th	We	9	10	2276	Ar	Chicago, Ill.	C. & N. W. Ar	8	30	Su	Mo	Tu	We	Th	Fr	Sa	Su	
Tu	Mo	Su	Sa	Fr	Th	We	9	15	2275	Ar	Chicago, Ill.	C. M. & St. P. Ar	8	30	Su	Mo	Tu	We	Th	Fr	Sa	Su	
Su	Sa	Fr	Th	We	Tu	Mo	1	05	783	Lv	Ogden, Utah (M. T.)	O. S. L. Ar	12	54	Tu	We	Th	Fr	Sa	Su	Mo	Tu	
Su	Sa	Fr	Th	We	Tu	Mo	2	05	820	Ar	Salt Lake City, Utah	O. S. L. Ar	11	59	Tu	We	Th	Fr	Sa	Su	Mo	Tu	
Mo	Su	Sa	Fr	Th	We	Tu	3	50	783	Lv	Ogden, Utah (M. T.)	D. & R. G. Ar	1	45	Tu	We	Th	Fr	Sa	Su	Mo	Tu	
Mo	Su	Sa	Fr	Th	We	Tu	8	35	1551	Ar	Denver, Col.	D. & R. G. Ar	8	00	Mo	Tu	We	Th	Fr	Sa	Su	Mo	
Tu	Mo	Su	Sa	Fr	Th	We	4	00	2141	Ar	Omaha, Neb.	C. R. I. & P. Ar	1	15	Mo	Tu	We	Th	Fr	Sa	Su	Mo	
We	Tu	Mo	Su	Sa	Fr	Th	7	25	2645	Ar	Chicago, Ill.	C. R. I. & P. Ar	10	32	Sa	Su	Mo	Tu	We	Th	Fr	Sa	

Train 2. SAN FRANCISCO OVERLAND LIMITED—EASTBOUND. Electric Lighted.
Through Pullman Standard Sleeper: Berths, sections, drawing-rooms, compartments.
 San Francisco to Chicago via S. P., U. P., C. & N. W. San Francisco to Chicago via S. P., U. P., C. M. & St. P. San Francisco to Chicago via S. P., D. & R. G., C. R. I. & P.
 San Francisco to St. Louis via S. P., U. P., Wabash.
Dining Car: Meals a la carte.
 San Francisco to Chicago via S. P., U. P., C. & N. W. and U. P., C. M. & St. P.
Observation Car: Library, parlor, clubroom, writing desk, observation rotunda, daily stock market reports, San Francisco to Chicago.
Telephone Connections in Observation Car for thirty minutes before departure.
Tickets Honored: First-class pay tickets only when presented with Pullman Sleeper tickets.
Note—No Passengers carried locally between points west of Truckee.

Train 1. SAN FRANCISCO OVERLAND LIMITED—WESTBOUND. Electric Lighted.
Through Pullman Standard Sleepers: Berths, sections, drawing-rooms, compartments.
 Chicago to San Francisco via C. & N. W., U. P., S. P. Chicago to San Francisco via C. M. & St. P., U. P., S. P. Chicago to San Francisco via C. R. I. & P., D. & R. G., S. P.
 St. Louis to San Francisco via Wabash, U. P., S. P.
Dining Car: Meals a la carte.
 Chicago to San Francisco, via C. M. & St. P., U. P. and C. & N. W., U. P., S. P.
Observation Car: Library, parlor, club-room, writing-desk, daily stock reports, observation rotunda.
 Chicago to San Francisco.
Tickets Honored: First-class pay tickets only when presented with Pullman Sleeper tickets.
Note—No Passengers carried locally between points west of Truckee.

Train 10. CHINA AND JAPAN MAIL—EASTBOUND.
Through Pullman Standard Sleepers: Berths, sections, drawing-rooms, San Francisco to Chicago via S. P., U. P., C. M. & St. P.
 San Francisco to Chicago via S. P., U. P., C. & N. W. San Francisco to Reno.
Dining Car: Meals a la carte.
 Sacramento to Omaha and East.
Through Pullman Tourist Sleepers: Berths, sections, San Francisco to Chicago via S. P., U. P., C. & N. W. From Los Angeles Tuesdays, Thursdays, Saturdays, via San Jose.
 San Francisco to Chicago via S. P., U. P., C. M. & St. P. from Los Angeles Mondays via Fresno; Wednesdays, Fridays, via San Jose.
 Tourist cars connect en route with tourist car for Kansas City via Denver and U. P.
Day Coach: San Francisco to Chicago.
Tickets Honored: All classes.

Train 3. CHINA AND JAPAN MAIL—WESTBOUND.
Through Pullman Standard Sleepers: Berths, sections, drawing-rooms. Chicago to San Francisco via C. M. & St. P., U. P., S. P. Chicago to San Francisco via C. & N. W., U. P., S. P.
 Ogden to Cobre (en route Salt Lake to Ely.)
Dining Car: Meals a la carte.
 Ogden to Oakland.
Day Coach: Chicago to San Francisco.
Through Pullman Tourist Sleepers:
 Chicago to San Francisco via C. & N. W., U. P., S. P. (Cars from Chicago Tuesdays, Thursdays and Saturdays, run through to Los Angeles via San Jose).
 Chicago to San Francisco via C. M. & St. P., U. P., S. P. (Cars from Chicago Mondays, Wednesdays, Fridays, run through to Los Angeles via San Jose).
 Tourist Sleeper from Kansas City via U. P. and Denver, connects at Cheyenne.
Tickets Honored: All classes.

No. 10 CHINA AND JAPAN MAIL										Time	Miles	DESTINATIONS	Time	No. 3 CHINA AND JAPAN MAIL									
Sa	Fr	Th	We	Tu	Mo	Su	Tu	Mo	Su					Fr	Th	We	Tu	Mo	Su	Fr	Th	We	Tu
Sa	Fr	Th	We	Tu	Mo	Su	7	00	0	Lv	San Francisco (Market St.)	Sou. Pac. Ar	2	50	Th	Fr	Sa	Su	Mo	Tu	We	Th	
Sa	Fr	Th	We	Tu	Mo	Su	7	27	4	Lv	Oakland Pier	" Ar	2	20	Th	Fr	Sa	Su	Mo	Tu	We	Th	
Sa	Fr	Th	We	Tu	Mo	Su	6	14	0	Lv	Alameda (Park St.)	" Ar	3	20	Th	Fr	Sa	Su	Mo	Tu	We	Th	
Sa	Fr	Th	We	Tu	Mo	Su	7	40	0	Lv	Berkeley	" Ar	2	37	Th	Fr	Sa	Su	Mo	Tu	We	Th	
Sa	Fr	Th	We	Tu	Mo	Su	7	33	6	Lv	Oakland (16th St.)	" Ar	2	13	Th	Fr	Sa	Su	Mo	Tu	We	Th	
Sa	Fr	Th	We	Tu	Mo	Su	10	30	102	Lv	Stockton	" Ar	11	10	Th	Fr	Sa	Su	Mo	Tu	We	Th	
Sa	Fr	Th	We	Tu	Mo	Su	12	15	151	Ar	Sacramento	" Ar	9	25	Th	Fr	Sa	Su	Mo	Tu	We	Th	
Fr	Th	We	Tu	Mo	Sa	Su	9	40	0	Lv	Los Angeles	" Ar	7	05	Fr	Sa	Su	Mo	Tu	We	Th	Fr	
Sa	Fr	Th	We	Tu	Mo	Su	7	10	0	Lv	Bakersfield	" Ar	7	10	Th	Fr	Sa	Su	Mo	Tu	We	Th	
Sa	Fr	Th	We	Tu	Mo	Su	5	00	0	Lv	Fresno	" Ar	7	40	Th	Fr	Sa	Su	Mo	Tu	We	Th	
Fr	Th	We	Tu	Mo	Sa	Su	8	00	0	Lv	Los Angeles	" Ar	9	30	Fr	Sa	Su	Mo	Tu	We	Th	Fr	
Sa	Fr	Th	We	Tu	Mo	Su	11	15	0	Lv	Santa Barbara	" Ar	6	15	Fr	Sa	Su	Mo	Tu	We	Th	Fr	
Sa	Fr	Th	We	Tu	Mo	Su	7	00	0	Lv	San Luis Obispo	" Ar	12	15	Fr	Sa	Su	Mo	Tu	We	Th	Fr	
Sa	Fr	Th	We	Tu	Mo	Su	8	30	0	Lv	Paso Robles Hot Springs	" Ar	10	20	Th	Fr	Sa	Su	Mo	Tu	We	Th	
Sa	Fr	Th	We	Tu	Mo	Su	9	58	0	Lv	Del Monte	" Ar	9	11	Th	Fr	Sa	Su	Mo	Tu	We	Th	
Sa	Fr	Th	We	Tu	Mo	Su	10	30	0	Lv	Red Bluff	" Ar	4	00	Th	Fr	Sa	Su	Mo	Tu	We	Th	
Sa	Fr	Th	We	Tu	Mo	Su	2	55	0	Lv	Chico	" Ar	2	37	Th	Fr	Sa	Su	Mo	Tu	We	Th	
Sa	Fr	Th	We	Tu	Mo	Su	4	30	0	Lv	Marysville	" Ar	1	08	Th	Fr	Sa	Su	Mo	Tu	We	Th	
Su	Sa	Fr	Th	We	Tu	Mo	12	30	90	Lv	Sacramento	" Ar	9	10	Th	Fr	Sa	Su	Mo	Tu	We	Th	
Su	Sa	Fr	Th	We	Tu	Mo	8	05	209	Lv	Truckee	" Ar	3	20	Th	Fr	Sa	S					



THE OVERLAND ROUTE

CONDENSED TIME TABLES—EASTBOUND AND WESTBOUND VIA OGDEN

SEE PAGE 12, SCHEDULES SAN FRANCISCO, SACRAMENTO, RENO, OGDEN
WELLS, FARGO & CO. EXPRESS



No. 4—ATLANTIC EXPRESS								Time	Miles	DESTINATIONS	Time	No. 9—FAST MAIL							
Sa	Fr	Th	We	Tu	Mo	Su		9 00	0	Lv San Francisco (Market St.) Sou. Pac. Ar	10 10	Su	Mo	Tu	We	Th	Fr	Sa	
Sa	Fr	Th	We	Tu	Mo	Su		9 30	4	Lv Oakland Pier " " Ar	9 35	Su	Mo	Tu	We	Th	Fr	Sa	
Sa	Fr	Th	We	Tu	Mo	Su		9 05	0	Lv Alameda (Park St.) " " Ar	10 20	Su	Mo	Tu	We	Th	Fr	Sa	
Sa	Fr	Th	We	Tu	Mo	Su		9 10	0	Lv Berkeley " " Ar	9 57	Su	Mo	Tu	We	Th	Fr	Sa	
Sa	Fr	Th	We	Tu	Mo	Su		9 37	6	Lv Oakland (16th St.) " " Ar	9 25	Su	Mo	Tu	We	Th	Fr	Sa	
Sa	Fr	Th	We	Tu	Mo	Su		10 20	32	Lv Port Costa " " Lv	8 33	Su	Mo	Tu	We	Th	Fr	Sa	
Sa	Fr	Th	We	Tu	Mo	Su		12 35	90	Lv Sacramento " " Lv	6 50	Su	Mo	Tu	We	Th	Fr	Sa	
Fr	Th	We	Tu	Mo	Su	Sa		6 00	0	Lv Los Angeles " " Ar	7 05	Mo	Tu	We	Th	Fr	Sa	Su	
Fr	Th	We	Tu	Mo	Su	Sa		12 16	0	Lv Bakersfield " " Ar	7 10	Su	Mo	Tu	We	Th	Fr	Sa	Su
Fr	Th	We	Tu	Mo	Su	Sa		5 00	0	Lv Fresno " " Ar	3 40	Su	Mo	Tu	We	Th	Fr	Sa	Su
Fr	Th	We	Tu	Mo	Su	Sa		10 55	0	Lv Stockton " " Ar	8 40	Su	Mo	Tu	We	Th	Fr	Sa	Su
Fr	Th	We	Tu	Mo	Su	Sa		2 30	0	Lv Los Angeles " " Ar	8 40	Mo	Tu	We	Th	Fr	Sa	Su	
Fr	Th	We	Tu	Mo	Su	Sa		6 45	0	Lv Santa Barbara " " Ar	4 40	Su	Mo	Tu	We	Th	Fr	Sa	Su
Sa	Fr	Th	We	Tu	Mo	Su		1 15	0	Lv Paso Robles Hot Springs " " Ar	10 20	Su	Mo	Tu	We	Th	Fr	Sa	Su
Sa	Fr	Th	We	Tu	Mo	Su		4 40	0	Lv Red Bluff " " Ar	3 05	Su	Mo	Tu	We	Th	Fr	Sa	Su
Sa	Fr	Th	We	Tu	Mo	Su		6 00	0	Lv Chico " " Ar	11 05	Su	Mo	Tu	We	Th	Fr	Sa	Su
Sa	Fr	Th	We	Tu	Mo	Su		7 33	0	Lv Marysville " " Ar	9 22	Su	Mo	Tu	We	Th	Fr	Sa	Su
Sa	Fr	Th	We	Tu	Mo	Su		12 50	90	Lv Sacramento " " Ar	6 45	Su	Mo	Tu	We	Th	Fr	Sa	Su
Sa	Fr	Th	We	Tu	Mo	Su		7 57	209	Lv Truckee " " Lv	2 08	Su	Mo	Tu	We	Th	Fr	Sa	Su
Sa	Fr	Th	We	Tu	Mo	Su		9 40	244	Lv Reno, Nev. " " Lv	12 50	Su	Mo	Tu	We	Th	Fr	Sa	Su
Sa	Fr	Th	We	Tu	Mo	Su		10 15	247	Lv Sparks, Nev. " " Lv									
Su	Sa	Fr	Th	We	Tu	Mo		7 20	527	Lv Palisade, Nev. " " Lv									
Su	Sa	Fr	Th	We	Tu	Mo		4 35	783	Ar Ogden, Utah (P. T.) Sou. Pac. Lv									
Su	Mo	Sa	Fr	Th	We	Tu		6 50	783	Ar Ogden, Utah (M. T.) " " Lv									
Mo	Su	Sa	Fr	Th	We	Tu		1 10	1297	Ar Cheyenne, Wyo. " " Lv									
Mo	Su	Sa	Fr	Th	We	Tu		2 00	1267	Lv Cheyenne, Wyo. " " Ar									
Mo	Su	Sa	Fr	Th	We	Tu		5 30	1374	Ar Denver, Col. " " Lv									
Mo	Su	Sa	Fr	Th	We	Tu		4 15	2013	Ar Kansas City, Mo. " " Lv									
Mo	Su	Sa	Fr	Th	We	Tu		6 26	1411	Lv Julesburg, Neb. " " Lv									
Tu	Mo	Su	Sa	Fr	Th	We		2 55	1629	Lv Grand Island, Neb. " " Lv									
Tu	Mo	Su	Sa	Fr	Th	We		6 45	1783	Ar Omaha, Neb. " " Un. Pac. Lv									
Tu	Mo	Su	Sa	Fr	Th	We		7 40	1783	Lv Omaha, Neb. " " C. & N. W. Ar									
Tu	Mo	Su	Sa	Fr	Th	We		8 45	2273	Ar Chicago, Ill. " " C. & N. W. Lv									
Tu	Mo	Su	Sa	Fr	Th	We		7 42	1783	Lv Omaha, Neb. " " C. M. & St. P. Ar									
Tu	Mo	Su	Sa	Fr	Th	We		8 45	2275	Ar Chicago, Ill. " " C. M. & St. P. Lv									
Su	Sa	Fr	Th	We	Tu	Mo		6 00	783	Ar Ogden, Utah " " O. S. L. Ar									
Su	Sa	Fr	Th	We	Tu	Mo		7 05	820	Ar Salt Lake City, Utah " " O. S. L. Lv									
Su	Sa	Fr	Th	We	Tu	Mo		6 00	783	Ar Ogden, Utah " " D. & R. G. Ar									
Su	Sa	Fr	Th	We	Tu	Mo		11 30	1562	Ar Denver, Col. " " D. & R. G. Lv									

No. 6—EASTERN EXPRESS								Time	Miles	DESTINATIONS	Time	No. 5—WESTERN EXPRESS							
Sa	Fr	Th	We	Tu	Mo	Su		6 40	0	Lv San Francisco (Market St.) Sou. Pac. Ar	8 30	Th	Fr	Sa	Su	Mo	Tu	We	
Sa	Fr	Th	We	Tu	Mo	Su		7 10	4	Lv Oakland Pier " " Ar	8 00	Th	Fr	Sa	Su	Mo	Tu	We	
Sa	Fr	Th	We	Tu	Mo	Su		6 44	0	Lv Alameda (Park St.) " " Ar	9 00	Th	Fr	Sa	Su	Mo	Tu	We	
Sa	Fr	Th	We	Tu	Mo	Su		6 50	0	Lv Berkeley " " Ar	8 17	Th	Fr	Sa	Su	Mo	Tu	We	
Sa	Fr	Th	We	Tu	Mo	Su		7 17	6	Lv Oakland (16th St.) " " Ar	7 54	Th	Fr	Sa	Su	Mo	Tu	We	
Sa	Fr	Th	We	Tu	Mo	Su		8 05	32	Lv Port Costa " " Lv	7 10	Th	Fr	Sa	Su	Mo	Tu	We	
Sa	Fr	Th	We	Tu	Mo	Su		10 30	90	Ar Sacramento " " Lv	4 55	Th	Fr	Sa	Su	Mo	Tu	We	
Fr	Th	We	Tu	Mo	Su	Sa		9 40	0	Lv Los Angeles " " Ar	8 15	Fr	Sa	Su	Mo	Tu	We	Th	
Fr	Th	We	Tu	Mo	Su	Sa		7 10	0	Lv Bakersfield " " Ar	1 52	Fr	Sa	Su	Mo	Tu	We	Th	
Fr	Th	We	Tu	Mo	Su	Sa		12 01	0	Lv Fresno " " Ar	10 30	Fr	Sa	Su	Mo	Tu	We	Th	
Fr	Th	We	Tu	Mo	Su	Sa		5 00	0	Lv Stockton " " Ar	6 35	Fr	Sa	Su	Mo	Tu	We	Th	
Fr	Th	We	Tu	Mo	Su	Sa		8 00	0	Lv Los Angeles " " Ar	9 30	Fr	Sa	Su	Mo	Tu	We	Th	
Fr	Th	We	Tu	Mo	Su	Sa		11 15	0	Lv Santa Barbara " " Ar	6 15	Fr	Sa	Su	Mo	Tu	We	Th	
Fr	Th	We	Tu	Mo	Su	Sa		7 00	0	Lv San Luis Obispo " " Ar	2 45	Fr	Sa	Su	Mo	Tu	We	Th	
Sa	Fr	Th	We	Tu	Mo	Su		8 30	0	Lv Paso Robles Hot Springs " " Ar	1 18	Fr	Sa	Su	Mo	Tu	We	Th	
Sa	Fr	Th	We	Tu	Mo	Su		9 58	0	Lv Del Monte " " Ar	11 50	Fr	Sa	Su	Mo	Tu	We	Th	
Sa	Fr	Th	We	Tu	Mo	Su		11 25	0	Lv Santa Cruz " " Ar	11 50	Fr	Sa	Su	Mo	Tu	We	Th	
Sa	Fr	Th	We	Tu	Mo	Su		10 30	0	Lv Red Bluff " " Ar	5 00	Fr	Sa	Su	Mo	Tu	We	Th	
Sa	Fr	Th	We	Tu	Mo	Su		2 55	0	Lv Chico " " Ar	3 35	Fr	Sa	Su	Mo	Tu	We	Th	
Sa	Fr	Th	We	Tu	Mo	Su		4 30	0	Lv Marysville " " Ar	9 40	Th	Fr	Sa	Su	Mo	Tu	We	
Sa	Fr	Th	We	Tu	Mo	Su		10 50	90	Lv Sacramento " " Ar	4 40	Th	Fr	Sa	Su	Mo	Tu	We	
Su	Sa	Fr	Th	We	Tu	Mo		6 30	209	Lv Truckee " " Lv	10 40	Th	Fr	Sa	Su	Mo	Tu	We	
Su	Sa	Fr	Th	We	Tu	Mo		8 20	244	Lv Reno, Nev. " " Lv	9 02	Th	Fr	Sa	Su	Mo	Tu	We	
Su	Sa	Fr	Th	We	Tu	Mo		8 55	247	Lv Sparks, Nev. " " Lv	8 30	Th	Fr	Sa	Su	Mo	Tu	We	
Su	Sa	Fr	Th	We	Tu	Mo		6 57	527	Lv Palisade, Nev. " " Lv	12 22	We	Th	Fr	Sa	Su	Mo	Tu	
Su	Sa	Fr	Th	We	Tu	Mo		11 55	646	Lv Cobre, Nev. " " Lv	8 08	We	Th	Fr	Sa	Su	Mo	Tu	
Mo	Su	Sa	Fr	Th	We	Tu		5 20	783	Ar Ogden, Utah (P. T.) Sou. Pac. Lv	3 20	We	Th	Fr	Sa	Su	Mo	Tu	
Mo	Su	Sa	Fr	Th	We	Tu		8 15	820	Ar Salt Lake City, Utah " " O. S. L. Lv	1 05	We	Th	Fr	Sa	Su	Mo	Tu	
Mo	Su	Sa	Fr	Th	We	Tu		7 15	783	Lv Ogden, Utah (M. T.) D. & R. G. Ar	3 50	We	Th	Fr	Sa	Su	Mo	Tu	
Tu	Mo	Su	Sa	Fr	Th	We		3 10	1562	Ar Denver, Col. " " D. & R. G. Lv	9 00	Tu	We	Th	Fr	Sa	Su	Mo	
Tu	Mo	Su	Sa	Fr	Th	We		3 45	1562	Lv Denver, Col. " " Un. Pac. Ar	7 35	Tu	We	Th	Fr	Sa	Su	Mo	
We	Tu	Mo	Su	Sa	Fr	Th		7 27	2131	Ar Omaha, Neb. " " Un. Pac. Lv	3 50	Mo	Tu	We	Th	Fr	Sa	Su	
We	Tu	Mo	Su	Sa	Fr	Th		8 15	2321	Ar Kansas City, Mo. " " Mo. Pac. Lv	9 50	Mo	Tu	We	Th	Fr	Sa	Su	
We	Tu	Mo	Su	Sa	Fr	Th		8 40	2229	Ar Kansas City, Mo. " " Burl. Lv	10 30	Mo	Tu	We	Th	Fr	Sa	Su	
We	Tu	Mo	Su	Sa	Fr	Th		4 20	2155	Ar Kansas City, Mo. " " R. I. Lv	11 15	Mo	Tu	We	Th	Fr	Sa	Su	
We	Tu	Mo	Su	Sa	Fr	Th		6 25	2503	Ar St. Louis, Mo. " " Mo. Pac. Lv	11 30	Su	Mo	Tu	We	Th	Fr	Sa	
Th	We	Tu	Mo	Su	Sa	Fr		7 19	2672	Ar St. Louis, Mo. " " Burl. Lv	9 01	Su	Mo	Tu	We	Th	Fr	Sa	
Th	We	Tu	Mo	Su	Sa	Fr		7 55	2410	Ar St. Louis, Mo. " " R. I. Lv	10 00	Su	Mo	Tu	We	Th	Fr	Sa	
Th	We	Tu	Mo	Su	Sa	Fr		8 00	2381	Ar Chicago, Ill. " " C. M. & St. P. Lv	9 50	Sa	Mo	Tu	We	Th	Fr	Sa	
Th	We	Tu	Mo	Su	Sa	Fr		7 25	2549	Ar Chicago, Ill. " " R. I. Lv	10 32	Su	Mo	Tu	We	Th	Fr	Sa	
Th	We	Tu	Mo	Su	Sa	Fr		7 00	2596	Ar Chicago, Ill. " " Burl. Lv	11 00	Su	Mo	Tu	We	Th	Fr	Sa	

EQUIPMENT.

Train 4. ATLANTIC EXPRESS—EASTBOUND.
Through Standard Pullman Sleepers: Berths, sections, drawing-rooms.
 San Francisco to Salt Lake via S. P., O. S. L. (standard sleeper connections for Omaha and Kansas City).
 San Francisco to Sparks (en route Goldfield via S. P. and T. & G. on No. 24).
 Cobre to Ogden (en route Ely to Salt Lake).
Dining Car: Meals a la carte. San Francisco to Reno, Winnemucca to Ogden, Grand Island to Council Bluffs. Meal Stations, Ogden to Grand Island.

Day Coaches:
 San Francisco to Ogden, Omaha and Denver.
Through Tourist Pullman Sleeper: Berths, sections.
 Daily San Francisco to Ogden.
Tickets Honored: All classes.

Train 9. FAST MAIL—WESTBOUND
Standard Pullman Sleeper: Berths, sections, drawing-rooms, Reno to San Francisco.
Standard Coach:
 Sacramento to San Francisco. No passengers taken except from and to stations at which it is necessary to stop train for operation reasons.
Tickets Honored: All classes.

Train 6. EASTERN EXPRESS—EASTBOUND.
Through Standard Pullman Sleepers: Berths, sections, drawing-rooms.
 San Francisco to Chicago via S. P., D. & R. G., C. B. & Q.
 San Francisco to St. Louis via S. P., D. & R. G., M. P. San Francisco to Sparks, Nev.
Dining Car: San Francisco to Sacramento, Truckee to Carlin.
Day Coaches: San Francisco to Chicago.
Through Tourist Pullman Sleeper:
 San Francisco to Chicago Sun., Wed., Fri. via S. P., D. & R. G., C. R. I. & P. (from Los Angeles previous day via San Jose).
 San Francisco to Chicago Sun., Tues., Thurs. via S. P., D. & R. G., C. B. & Q., (from Los Angeles previous day via San Jose).
 San Francisco to St. Louis Tuesdays via S. P., D. & R. G., C. R. I. & P.
 San Francisco to St. Louis Wednesdays via S. P., D. & R. G., C. B. & Q., (from Los Angeles Tuesdays via San Jose).
 San Francisco to St. Louis Fridays via S. P., D. & R. G., M. P., (from Los Angeles Thursdays via San Jose).
Tickets Honored: All classes.

Train 5. WESTERN EXPRESS—WESTBOUND.
Through Pullman Standard Sleepers:
 Chicago to San Francisco, via C. B. & Q., D. & R. G., S. P. St. Louis to San Francisco via M. P., D. & R. G., S. P. Salt Lake to San Francisco via O. S. L., S. P.
Dining Car: Meals a la carte. Ogden to Montello; Carlin to Oakland.
Day Coaches: Ogden to San Francisco.



SUNSET ROUTE



CONDENSED TIME TABLES—VIA SAN ANTONIO AND NEW ORLEANS

SEE PAGES 15, 16, 21, SCHEDULES SAN FRANCISCO, LOS ANGELES, EL PASO, NEW ORLEANS
WELLS, FARGO & CO. EXPRESS

No. 10—SUNSET EXPRESS							Time	Miles	DESTINATIONS	Time	No. 9—SUNSET EXPRESS						
Sa	Fr	Th	We	Tu	Mo	Su			Lv		Sa	Su	Mo	Tu	We	Th	Fr
Sa	Fr	Th	We	Tu	Mo	Su	8 10	0	Lv San Francisco (Third St.) Sou. Pac. Ar.	9 15	Sa	Su	Mo	Tu	We	Th	Fr
Sa	Fr	Th	We	Tu	Mo	Su	9 30	51	Ar San Jose	8 00	Sa	Su	Mo	Tu	We	Th	Fr
Sa	Fr	Th	We	Tu	Mo	Su	6 30	0	Lv Berkeley	2 37	Sa	Su	Mo	Tu	We	Th	Fr
Sa	Fr	Th	We	Tu	Mo	Su	7 20	0	Lv Oakland (1st St.)	2 04	Sa	Su	Mo	Tu	We	Th	Fr
Sa	Fr	Th	We	Tu	Mo	Su	7 05	0	Lv Alameda (Park St.)	2 20	Sa	Su	Mo	Tu	We	Th	Fr
Sa	Fr	Th	We	Tu	Mo	Su	8 50	0	Ar San Jose	12 25	Sa	Su	Mo	Tu	We	Th	Fr
Sa	Fr	Th	We	Tu	Mo	Su	9 42	51	Lv San Jose	7 55	Sa	Su	Mo	Tu	We	Th	Fr
Sa	Fr	Th	We	Tu	Mo	Su	11 35	100	Ar Pajaro	6 30	Sa	Su	Mo	Tu	We	Th	Fr
Sa	Fr	Th	We	Tu	Mo	Su	8 05	0	Lv Santa Cruz	10 15	Sa	Su	Mo	Tu	We	Th	Fr
Sa	Fr	Th	We	Tu	Mo	Su	8 49	0	Lv Watsonville	9 30	Sa	Su	Mo	Tu	We	Th	Fr
Sa	Fr	Th	We	Tu	Mo	Su	7 45	0	Lv Pacific Grove	8 25	Sa	Su	Mo	Tu	We	Th	Fr
Sa	Fr	Th	We	Tu	Mo	Su	7 55	0	Lv Monterey	8 18	Sa	Su	Mo	Tu	We	Th	Fr
Sa	Fr	Th	We	Tu	Mo	Su	7 59	0	Lv Del Monte	8 10	Sa	Su	Mo	Tu	We	Th	Fr
Su	Sa	Fr	Th	We	Tu	Mo	12 05	110	Lv Castrovilla	6 10	Sa	Su	Mo	Tu	We	Th	Fr
Su	Sa	Fr	Th	We	Tu	Mo	12 28	118	Lv Salinas	5 55	Sa	Su	Mo	Tu	We	Th	Fr
Su	Sa	Fr	Th	We	Tu	Mo	3 42	216	Lv Paso Robles Hot Springs	3 05	Sa	Su	Mo	Tu	We	Th	Fr
Su	Sa	Fr	Th	We	Tu	Mo	5 30	252	Lv San Luis Obispo	1 25	Sa	Su	Mo	Tu	We	Th	Fr
Su	Sa	Fr	Th	We	Tu	Mo	10 25	371	Lv Santa Barbara	8 50	Fr	Sa	Su	Mo	Tu	We	Th
Su	Sa	Fr	Th	We	Tu	Mo	2 35	475	Ar Los Angeles	5 00	Fr	Sa	Su	Mo	Tu	We	Th
Sa	Fr	Th	We	Tu	Mo	Su	4 45	0	Lv Sacramento	10 45	Sa	Su	Mo	Tu	We	Th	Fr
Sa	Fr	Th	We	Tu	Mo	Su	6 35	68	Lv Stockton	9 00	Sa	Su	Mo	Tu	We	Th	Fr
Sa	Fr	Th	We	Tu	Mo	Su	8 15	472	Ar Los Angeles	6 00	Fr	Sa	Su	Mo	Tu	We	Th
Sa	Fr	Th	We	Tu	Mo	Su	10 40	0	Lv Fresno	4 53	Sa	Su	Mo	Tu	We	Th	Fr
Sa	Fr	Th	We	Tu	Mo	Su	10 25	0	Lv Visalia	6 00	Sa	Su	Mo	Tu	We	Th	Fr
Sa	Fr	Th	We	Tu	Mo	Su	7 20	0	Lv Hanford	7 40	Sa	Su	Mo	Tu	We	Th	Fr
Sa	Fr	Th	We	Tu	Mo	Su	11 55	45	Lv Tulare	3 35	Sa	Su	Mo	Tu	We	Th	Fr
Su	Sa	Fr	Th	We	Tu	Mo	1 35	107	Lv Bakersfield	1 55	Sa	Su	Mo	Tu	We	Th	Fr
Su	Sa	Fr	Th	We	Tu	Mo	8 05	278	Ar Los Angeles	7 30	Fr	Sa	Su	Mo	Tu	We	Th
Su	Sa	Fr	Th	We	Tu	Mo	3 15	475	Lv Los Angeles	12 00	Fr	Sa	Su	Mo	Tu	We	Th
Su	Sa	Fr	Th	We	Tu	Mo	4 35	506	Lv Pomona	10 30	Fr	Sa	Su	Mo	Tu	We	Th
Su	Sa	Fr	Th	We	Tu	Mo	4 15	0	Lv Pasadena	12 00	Fr	Sa	Su	Mo	Tu	We	Th
Su	Sa	Fr	Th	We	Tu	Mo	4 32	0	Lv Riverside	10 19	Fr	Sa	Su	Mo	Tu	We	Th
Su	Sa	Fr	Th	We	Tu	Mo	4 50	0	Lv San Bernardino	10 05	Fr	Sa	Su	Mo	Tu	We	Th
Su	Sa	Fr	Th	We	Tu	Mo	5 05	0	Lv Redlands	9 20	Fr	Sa	Su	Mo	Tu	We	Th
Su	Sa	Fr	Th	We	Tu	Mo	5 25	531	Lv Colton	9 32	Fr	Sa	Su	Mo	Tu	We	Th
Mo	Su	Sa	Fr	Th	We	Tu	12 15	724	Ar Yuma, Ariz. (P.T.)	2 45	Fr	Sa	Su	Mo	Tu	We	Th
Mo	Su	Sa	Fr	Th	We	Tu	1 25	724	Lv Yuma, Ariz. (M.T.)	3 35	Fr	Sa	Su	Mo	Tu	We	Th
Mo	Su	Sa	Fr	Th	We	Tu	6 50	889	Ar Maricopa, Ariz.	9 25	Th	Fr	Sa	Su	Mo	Tu	We
Su	Sa	Fr	Th	We	Tu	Mo	7 45	0	Lv Phoenix, Ariz.	10 40	Th	Fr	Sa	Su	Mo	Tu	We
Su	Sa	Fr	Th	We	Tu	Mo	8 55	35	Ar Maricopa, Ariz.	9 25	Th	Fr	Sa	Su	Mo	Tu	We
Mo	Su	Sa	Fr	Th	We	Tu	6 50	889	Lv Maricopa, Ariz.	9 06	Th	Fr	Sa	Su	Mo	Tu	We
Mo	Su	Sa	Fr	Th	We	Tu	8 42	943	Lv Red Rock, Ariz.	7 31	Th	Fr	Sa	Su	Mo	Tu	We
Mo	Su	Sa	Fr	Th	We	Tu	10 05	975	Lv Tucson, Ariz.	6 30	Th	Fr	Sa	Su	Mo	Tu	We
Mo	Su	Sa	Fr	Th	We	Tu	3 03	1090	Lv Bowie, Ariz.	1 27	Th	Fr	Sa	Su	Mo	Tu	We
Mo	Su	Sa	Fr	Th	We	Tu	4 51	1140	Lv Lordsburg, N. M.	11 52	Th	Fr	Sa	Su	Mo	Tu	We
Mo	Su	Sa	Fr	Th	We	Tu	6 32	1200	Lv Deming, N. M.	10 05	Th	Fr	Sa	Su	Mo	Tu	We
Mo	Su	Sa	Fr	Th	We	Tu	9 02	1284	Ar Rio Grande, N. M.	7 23	Th	Fr	Sa	Su	Mo	Tu	We
Mo	Su	Sa	Fr	Th	We	Tu	9 15	1289	Ar El Paso, Tex. (M.T.)	7 10	Th	Fr	Sa	Su	Mo	Tu	We
Mo	Su	Sa	Fr	Th	We	Tu	11 15	1289	Ar El Paso, Tex. (G.T.)	7 30	Th	Fr	Sa	Su	Mo	Tu	We
Tu	Mo	Su	Sa	Fr	Th	We	4 50	1772	Lv Spofford, Tex.	1 10	We	Th	Fr	Sa	Su	Mo	Tu
Tu	Mo	Su	Sa	Fr	Th	We	9 30	1906	Ar San Antonio, Tex.	8 30	We	Th	Fr	Sa	Su	Mo	Tu
Tu	Mo	Su	Sa	Fr	Th	We	9 15	0	Lv San Antonio, Tex.	7 30	We	Th	Fr	Sa	Su	Mo	Tu
Tu	Mo	Su	Sa	Fr	Th	We	7 51	1034	Ar St. Louis, Mo.	8 32	We	Th	Fr	Sa	Su	Mo	Tu
Tu	Mo	Su	Sa	Fr	Th	We	10 30	1906	Lv San Antonio, Tex.	7 30	We	Th	Fr	Sa	Su	Mo	Tu
We	Tu	Mo	Su	Sa	Fr	Th	2 37	2032	Lv Columbus, Tex.	2 57	We	Th	Fr	Sa	Su	Mo	Tu
We	Tu	Mo	Su	Sa	Fr	Th	6 00	2115	Ar Houston, Tex.	12 05	We	Th	Fr	Sa	Su	Mo	Tu
We	Tu	Mo	Su	Sa	Fr	Th	7 30	0	Lv Houston, Tex.	8 40	Tu	We	Th	Fr	Sa	Su	Mo
We	Tu	Mo	Su	Sa	Fr	Th	9 20	57	Ar Galveston, Tex.	7 00	Tu	We	Th	Fr	Sa	Su	Mo
We	Tu	Mo	Su	Sa	Fr	Th	9 15	0	Lv Houston, Tex.	6 30	We	Th	Fr	Sa	Su	Mo	Tu
We	Tu	Mo	Su	Sa	Fr	Th	8 30	0	Ar Fort Worth, Tex.	9 40	We	Th	Fr	Sa	Su	Mo	Tu
We	Tu	Mo	Su	Sa	Fr	Th	6 50	0	Ar Dallas, Tex.	11 00	We	Th	Fr	Sa	Su	Mo	Tu
We	Tu	Mo	Su	Sa	Fr	Th	6 30	2115	Lv Houston, Tex.	11 35	Tu	We	Th	Fr	Sa	Su	Mo
We	Tu	Mo	Su	Sa	Fr	Th	10 50	2259	Lv Lake Charles, La.	7 01	Tu	We	Th	Fr	Sa	Su	Mo
We	Tu	Mo	Su	Sa	Fr	Th	6 25	2478	Ar New Orleans, La.	11 30	Tu	We	Th	Fr	Sa	Su	Mo
We	Tu	Mo	Su	Sa	Fr	Th	8 00	0	Lv New Orleans, La.	7 50	Tu	We	Th	Fr	Sa	Su	Mo
Fr	Th	We	Tu	Mo	Su	Sa	10 45	496	Ar Atlanta, Ga.	5 20	Mo	Tu	We	Th	Fr	Sa	Su
Fr	Th	We	Tu	Mo	Su	Sa	6 30	1145	Ar Washington, D. C.	10 45	Su	Mo	Tu	We	Th	Fr	Sa
Fr	Th	We	Tu	Mo	Su	Sa	7 42	1240	Ar Baltimore, Md.	9 20	Su	Mo	Tu	We	Th	Fr	Sa
Fr	Th	We	Tu	Mo	Su	Sa	10 18	1280	Ar Philadelphia, Pa.	6 52	Su	Mo	Tu	We	Th	Fr	Sa
Fr	Th	We	Tu	Mo	Su	Sa	12 16	1370	Ar New York, N. Y.	4 38	Su	Mo	Tu	We	Th	Fr	Sa
We	Tu	Mo	Su	Sa	Fr	Th	7 10	0	Lv New Orleans, La.	10 55	Mo	Tu	We	Th	Fr	Sa	Mo
Th	We	Tu	Mo	Su	Sa	Fr	6 20	396	Ar Memphis, Tenn.	11 40	Mo	Tu	We	Th	Fr	Sa	Su
Th	We	Tu	Mo	Su	Sa	Fr	9 30	921	Ar Chicago, Ill.	9 40	Mo	Tu	We	Th	Fr	Sa	Su
We	Tu	Mo	Su	Sa	Fr	Th	7 10	0	Lv New Orleans, La.	10 55	Tu	We	Th	Fr	Sa	Su	Mo
Th	We	Tu	Mo	Su	Sa	Fr	5 35	787	Ar Louisville, Ky.	12 01	Mo	Tu	We	Th	Fr	Sa	Su
Th	We	Tu	Mo	Su	Sa	Fr	9 15	817	Ar Cincinnati, O.	8 20	Mo	Tu	We	Th	Fr	Sa	Su

Light face figures A. M. Dark face figures P. M. P. T.—Pacific Time. M. T.—Mountain Time, used locally in El Paso. C. T.—Central Time.

EQUIPMENT.

Train 10. SUNSET EXPRESS—EASTBOUND.
Electric Lighted.
Through Standard Pullman Sleepers: Berths, sections, drawing-rooms.
San Francisco to New Orleans, daily, via Sunset Route.

Dining Car: Meals a la carte.
San Luis Obispo to San Antonio.
Houston to New Orleans.

Observation Car: Library, parlor, club-room, writing-desk, daily stock market reports, observation rotunda.
San Francisco to San Antonio, Houston to New Orleans.

Telephone Connections in Observation Car, for thirty minutes, before departure.

Reclining Chair Car:
San Francisco to New Orleans. (Chair Car Porter, Los Angeles to El Paso).

Through Tourist Pullman Sleepers: Berths, sections.
San Francisco, Mondays, Wednesdays, Fridays, and Saturdays to Washington, personally conducted via Washington-Sunset Route. Also San Francisco Thursdays Train 8 to Los Angeles, thence Train 10, Fridays.
San Francisco Sundays to New Orleans, via Sunset Route.
San Francisco Thursdays to Los Angeles.
San Francisco, Tuesdays, to Chicago, personally conducted via Sunset Route, Ill. Cent.
San Francisco, Wednesdays, to St. Louis, personally conducted via S. P., G. H. & S. A., San Antonio and M. K. & T.
Los Angeles Mondays to St. Louis via S. P., T. & P., St. L. I. M. & S.

Train 9. SUNSET EXPRESS—WESTBOUND.
Electric Lighted.
Through Standard Pullman Sleepers: Berths, sections, drawing-rooms.
New Orleans to San Francisco, daily, via Sunset Route.
Chicago to San Francisco, daily.
(East of Los Angeles Golden State Limited No. 3 via C. R. I. & P., E. P. & S. W., S. P.).

Dining Car: Meals a la carte.
New Orleans to Houston, San Antonio to San Francisco.

Observation Car: Library, parlor, club-room, writing-desk, daily stock market reports, observation end.
New Orleans to Houston, San Antonio to San Francisco.

Telephone Connections at Los Angeles, in Observation Car, for thirty minutes, before departure.

Reclining Chair Cars: New Orleans to San Francisco. (Chair Car Porter, El Paso to Los Angeles).

Through Tourist Pullman Sleepers: Berths, sections.
Washington, Mondays, Wednesdays, Thursdays, Fridays, and Saturdays, to San Francisco, personally conducted via Washington-Sunset Route.
Note—Thursday car Los Angeles to San Francisco Train 7.
Chicago, Mondays, to San Francisco, personally conducted via Ill. Cent., Sunset Route.
St. Louis, Wednesdays, to San Francisco, personally conducted via M. K. & T. and San Antonio, G. H. & S. A., S. P.
New Orleans to San Francisco, Thursdays, via Sunset Route.

Tickets Honored: All classes except passengers will not be handled locally north of Salinas on No. 9 unless they hold tickets reading to or from points east of Portland or Ogden or Salt Lake or Albuquerque or Deming.

STOP OVER AT NEW ORLEANS and See the Many Attractive and Historical Points of Interest
10 DAYS ALLOWED ON ALL TICKETS VIA NEW ORLEANS

THE SOUTHERN PACIFIC AIMS TO SERVE THE PUBLIC PROMPTLY, PLEASANTLY AND WELL



SUNSET ROUTE

CONDENSED TIME TABLES—VIA SAN ANTONIO AND NEW ORLEANS
SEE PAGES 15, 16, 21, SCHEDULES SAN FRANCISCO, LOS ANGELES, EL PASO, NEW ORLEANS
WELLS, FARGO & CO. EXPRESS



No. 1002—SUNSET LIMITED		Time	Miles	DESTINATIONS		Time	No. 1001—SUNSET LIMITED	
Tuesday	Friday	6 00	0	Lv San Francisco (Third St.)	Sou. Pac. Ar	11 00	Thursday	Sunday
Tuesday	Friday	7 05	47	Ar San Jose	" Lv	9 49	Thursday	Sunday
Tuesday	Friday	2 27	0	Lv Berkeley	" Ar	2 40	Thursday	Sunday
Tuesday	Friday	3 16	0	Lv Oakland (1st St.)	" Ar	2 04	Thursday	Sunday
Tuesday	Friday	2 42	0	Lv Alameda (Park St.)	" Ar	7 03	Thursday	Sunday
Tuesday	Friday	4 55	0	Ar San Jose	" Lv	12 25	Thursday	Sunday
Tuesday	Friday	7 09	47	Lv San Jose	" Ar	9 45	Thursday	Sunday
Tuesday	Friday	8 33	100	Lv Pajaro	" Lv	8 20	Thursday	Sunday
Tuesday	Friday	5 15	0	Lv Santa Cruz	" Ar	10 15	Thursday	Sunday
Tuesday	Friday	6 01	0	Lv Watsonville	" Ar	9 30	Thursday	Sunday
Tuesday	Friday	7 45	0	Lv Pacific Grove	" Ar	12 05	Thursday	Sunday
Tuesday	Friday	7 55	0	Lv Monterey	" Ar	11 55	Thursday	Sunday
Tuesday	Friday	7 59	0	Lv Del Monte	" Ar	11 50	Thursday	Sunday
Tuesday	Friday	8 55	110	Lv Castroville	" Ar	7 58	Thursday	Sunday
Tuesday	Friday	9 13	118	Lv Salinas	" Lv	7 43	Thursday	Sunday
Tuesday	Friday	11 32	216	Lv Paso Robles Hot Springs	" Lv	5 20	Thursday	Sunday
Tuesday	Friday	12 50	252	Lv San Luis Obispo	" Lv	4 00	Thursday	Sunday
Wednesday	Saturday	4 35	371	Lv Santa Barbara	" Lv	12 30	Thursday	Sunday
Wednesday	Saturday	7 45	475	Ar Los Angeles	" Lv	9 15	Wednesday	Saturday
Tuesday	Friday	4 45	0	Lv Sacramento	" Ar	5 45	Thursday	Sunday
Tuesday	Friday	6 35	0	Lv Stockton	" Ar	3 55	Thursday	Sunday
Tuesday	Friday	10 40	0	Lv Fresno	" Ar	11 50	Thursday	Sunday
Wednesday	Saturday	1 35	0	Lv Bakersfield	" Ar	6 05	Thursday	Sunday
Wednesday	Saturday	8 05	0	Ar Los Angeles	" Lv	9 40	Wednesday	Saturday
Wednesday	Saturday	8 15	475	Lv Los Angeles	" Ar	8 45	Wednesday	Saturday
Wednesday	Saturday	10 10	531	Ar Colton	" Lv	6 53	Wednesday	Saturday
Wednesday	Saturday	8 20	0	Lv Pasadena	" Ar	7 10	Wednesday	Saturday
Wednesday	Saturday	9 25	0	Lv Riverside	" Ar	8 25	Wednesday	Saturday
Wednesday	Saturday	9 40	0	Lv San Bernardino	" Ar	8 15	Wednesday	Saturday
Wednesday	Saturday	10 00	0	Lv Redlands	" Ar	6 50	Wednesday	Saturday
Wednesday	Saturday	10 15	531	Lv Colton	" Ar	6 48	Wednesday	Saturday
Wednesday	Saturday	12 35	612	Lv Indio	" Lv	4 20	Wednesday	Saturday
Wednesday	Saturday	3 40	724	Ar Yuma, Ariz. (P. T.)	" Lv	1 25	Wednesday	Saturday
Wednesday	Saturday	4 48	724	Lv Yuma, Ariz. (M. T.)	" Ar	2 15	Wednesday	Saturday
Wednesday	Saturday	7 53	847	Lv Gila, Ariz.	" Lv	10 33	Wednesday	Saturday
Wednesday	Saturday	9 06	889	Ar Maricopa, Ariz.	" Lv	9 20	Wednesday	Saturday
Wednesday	Saturday	7 45	0	Lv Phoenix, Ariz.	A. E. Ar	4 45	Wednesday	Saturday
Wednesday	Saturday	8 55	35	Ar Maricopa, Ariz.	A. E. Lv	3 30	Wednesday	Saturday
Wednesday	Saturday	9 06	889	Lv Maricopa, Ariz.	Sou. Pac. Ar	9 20	Wednesday	Saturday
Wednesday	Saturday	11 25	975	Lv Tucson, Ariz.	" Lv	7 05	Wednesday	Saturday
Thursday	Sunday	1 13	1024	Lv Benson, Ariz.	" Lv	5 16	Wednesday	Saturday
Thursday	Sunday	3 24	1090	Lv Bowie, Ariz.	" Lv	3 13	Wednesday	Saturday
Thursday	Sunday	5 04	1140	Lv Lordsburg, N. M.	" Lv	1 51	Wednesday	Saturday
Thursday	Sunday	6 46	1200	Lv Deming, N. M.	" Lv	12 24	Wednesday	Saturday
Thursday	Sunday	9 15	1289	Ar El Paso, Tex. (M. T.)	G.H.&S.A. Lv	10 00	Tuesday	Friday
Thursday	Sunday	10 30	1289	Lv El Paso, Tex. (C. T.)	" Ar	10 45	Tuesday	Friday
Thursday	Sunday	2 41	1451	Lv Valentine, Tex.	" Lv	6 28	Tuesday	Friday
Thursday	Sunday	6 13	1603	Lv Sanderson, Tex.	" Lv	2 20	Tuesday	Friday
Thursday	Sunday	10 03	1740	Lv Del Rio, Tex.	" Lv	10 15	Tuesday	Friday
Friday	Monday	2 42	1906	Ar San Antonio, Tex.	" Lv	5 30	Tuesday	Friday
Friday	Monday	9 05	0	Lv San Antonio, Tex.	M.K.&T. Ar	7 40	Monday	Thursday
Saturday	Tuesday	6 25	1034	Ar St. Louis, Mo.	" Lv	11 00	Sunday	Wednesday
Friday	Monday	2 52	1906	Lv San Antonio, Tex.	G.H.&S.A. Ar	5 20	Tuesday	Friday
Friday	Monday	8 34	2115	Ar Houston, Tex.	" Lv	11 30	Monday	Thursday
Friday	Monday	10 30	0	Lv Houston, Tex.	" Ar	8 40	Monday	Thursday
Friday	Monday	12 20	57	Ar Galveston, Tex.	" Lv	7 00	Monday	Thursday
Friday	Monday	9 15	0	Lv Houston, Tex.	H.&T.C. Ar	6 30	Monday	Thursday
Friday	Monday	6 50	265	Ar Dallas, Tex.	" Lv	11 00	Monday	Thursday
Friday	Monday	8 30	287	Ar Fort Worth, Tex.	" Lv	9 40	Monday	Thursday
Saturday	Tuesday	1 15	716	Ar Kansas City, Mo.	Frisco Lv	5 00	Sunday	Wednesday
Saturday	Tuesday	7 45	951	Ar St. Louis, Mo.	" Lv	9 00	Sunday	Wednesday
Friday	Monday	8 44	2115	Lv Houston, Tex.	T.&N.O. Ar	11 20	Monday	Thursday
Friday	Monday	2 36	2332	Lv LaFayette, La.	L.W. Ar	5 15	Monday	Thursday
Friday	Monday	7 20	2478	Ar New Orleans, La.	M.L.&T. Lv	12 30	Monday	Thursday
Friday	Monday	7 30	0	Lv New Orleans, La.	I. C. Ar	10 55	Monday	Thursday
Saturday	Tuesday	6 20	396	Ar Memphis, Tenn.	" Lv	11 40	Sunday	Wednesday
Saturday	Tuesday	9 30	921	Ar Chicago, Ill.	" Lv	9 40	Sunday	Wednesday
Friday	Monday	7 30	0	Lv New Orleans, La.	" Ar	10 55	Monday	Thursday
Saturday	Tuesday	5 35	787	Ar Louisville, Ky.	" Lv	12 01	Sunday	Wednesday
Saturday	Tuesday	9 15	817	Ar Cincinnati, O.	B.&O.S.W. Lv	8 15	Sunday	Wednesday
Friday	Monday	8 00	0	Lv New Orleans, La.	L.&N. Ar	7 50	Monday	Thursday
Saturday	Tuesday	10 45	496	Ar Atlanta, Ga.	A.&W.P. Ar	5 20	Sunday	Wednesday
Sunday	Wednesday	6 30	1145	Ar Washington, D. C.	Sou. Ry. Lv	10 45	Saturday	Tuesday
Sunday	Wednesday	7 42	1240	Ar Baltimore, Md.	Penn. Lv	9 20	Saturday	Tuesday
Sunday	Wednesday	10 16	1280	Ar Philadelphia, Pa.	" Lv	6 50	Saturday	Tuesday
Sunday	Wednesday	12 32	1370	Ar New York, N. Y.	" Lv	4 30	Saturday	Tuesday

SUNSET LIMITED ELECTRIC LIGHTED.

TRAIN DE LUXE.

EQUIPMENT.

Trains 1002 and 1001. SUNSET LIMITED.

Through Standard Sleepers: Berths, sections, drawing-rooms, state-rooms.
San Francisco and New Orleans.

Dining Car: Meals a la carte.
San Francisco and New Orleans.

Observation Car: Social hall with library, writing desk, current magazines and periodicals, daily papers, telegraphic news and stock reports. Buffet, smoking room, observation rotunda, shower bath, barber shop.

Complement: Stenographer, barber, ladies' maid, hair-dresser, manicure. Valet, who will press ladies' and gentlemen's garments.

Telephone Connections in Observation Car, for thirty minutes before departure at terminals; also at certain intermediate stops.

Tickets Honored: First-class pay tickets only, when presented with Pullman Sleeper ticket and excess fare ticket.

(No excess fares between San Francisco, Colton and intermediates).

Baggage Car equipped with dynamo for supplying current for electric lights, fans, vacuum cleaning.

Each upper and lower berth has individual electric lights.

Letters placed in mail box in Observation Car are transferred to U. S. mail boxes en route.

THE NEW TRAIN BETWEEN California-New Orleans and East SUNSET LIMITED

All the conveniences of a home
All the facilities for business

Courteous Employees all the Way

SUNSET ROUTE

Light face figures A. M. Dark face figures P. M.
P. T.—Pacific Time. M. T.—Mountain Time, used locally in El Paso. C. T.—Central Time.

Note.—Eastbound Passengers arriving Yuma, Ariz., on Pacific Time, leaving on Mountain Time and arriving El Paso, Texas, on Mountain Time, leaving Central Time, set watches ahead one hour at each point, Westbound Passengers arriving El Paso Central Time, leaving on Mountain Time and arriving Yuma, Ariz., on Mountain Time, leaving on Pacific Time, set watches back one hour at each point.

ASK AGENTS FOR THE LATEST ISSUES OF

"Winter in New Orleans," "One Hundred Golden Hours at Sea"
"Louisiana and Texas for the Winter Tourist"

LOW RATES FROM EASTERN POINTS TO CALIFORNIA, NEVADA, ARIZONA,—MARCH 1,—APRIL 15, 1912



EL PASO ROUTE

CONDENSED TIME TABLES VIA ROCK ISLAND OR TEXAS AND PACIFIC
SEE PAGES 15, 16, 21, SCHEDULES SAN FRANCISCO, LOS ANGELES, DEMING, EL PASO
WELLS, FARGO & CO. EXPRESS



No. 18-4—GOLDEN STATE LIMITED								No. 3-9—GOLDEN STATE LIMITED							
Time	Miles	DESTINATIONS						Time	Miles	DESTINATIONS					
4 00	0	Lv San Francisco (Third St.)	Sou. Pac. Ar	9 15	0	Lv Los Angeles	Sou. Pac. Ar								
5 18	51	Lv San Jose	" Ar	7 55	51	Lv Pomona	" Ar								
6 40	100	Ar Pajaro	" Lv	6 30	100	Lv Colton	" Ar								
5 15	0	Lv Santa Cruz	" Ar	10 15	0	Lv Maricopa, Ariz.	" Ar								
6 01	0	Lv Watsonville	" Ar	9 30	0	Lv Tucson, Ariz.	" Ar								
5 35	0	Lv Pacific Grove	" Ar	8 25	0	Lv Lordsburg, N. M.	" Ar								
5 50	0	Lv Monterey	" Ar	8 18	0	Lv Deming, N. M.	" Ar								
5 55	0	Lv Del Monte	" Ar	8 10	0	Lv Rio Grande, N. M.	" Ar								
7 10	110	Lv Castrovilla	" Lv	6 10	110	Lv Phoenix, Ariz.	A. E. Ar								
7 30	118	Lv Salinas	" Lv	5 55	118	Lv Tucson, Ariz.	Sou. Pac. Lv								
10 20	216	Lv Paso Robles Hot Springs	" Lv	3 05	216	Lv Bowie, Ariz.	" Lv								
12 15	252	Lv San Luis Obispo	" Lv	1 25	252	Lv Lordsburg, N. M.	" Lv								
4 45	371	Lv Santa Barbara	" Lv	8 50	371	Lv Deming, N. M.	" Lv								
8 40	475	Ar Los Angeles	" Lv	5 00	475	Ar Rio Grande, N. M.	Sou. Pac. Lv								
4 45	0	Lv Sacramento	" Ar	10 45	0	Ar El Paso, Tex. (M.T.)	G.H. & S.A. Lv								
5 35	0	Lv Stockton	" Ar	9 00	0	Ar El Paso, Tex. (M.T.)	E.P. & S.W. Ar								
11 20	0	Lv Fresno	" Ar	2 40	0	Ar Kansas City, Mo.	C.R.I. & P. Lv								
1 57	0	Lv Bakersfield	" Ar	12 11	0	Ar St. Louis, Mo.	" Lv								
8 15	0	Ar Los Angeles	" Lv	6 00	0	Ar Chicago, Ill.	" Lv								
9 45	475	Lv Los Angeles	" Ar	3 30	475	Lv Los Angeles	Sou. Pac. Ar								
10 58	506	Lv Pomona	" Lv	2 17	506	Lv Pomona	" Ar								
9 00	0	Lv Pasadena	" Ar	4 45	0	Lv Colton	" Ar								
11 30	0	Lv Riverside	" Ar	1 50	0	Lv Maricopa, Ariz.	" Ar								
11 40	0	Lv San Bernardino	" Ar	1 40	0	Lv Tucson, Ariz.	" Ar								
11 55	0	Lv Redlands	" Ar	1 30	0	Lv Lordsburg, N. M.	" Ar								
11 55	531	Lv Colton	" Lv	1 35	531	Lv Deming, N. M.	" Ar								
5 40	724	Ar Yuma, Ariz. (P.T.)	" Lv	7 55	724	Ar Rio Grande, N. M.	Sou. Pac. Lv								
6 48	724	Ar Yuma, Ariz. (M.T.)	" Ar	8 45	724	Ar El Paso, Tex. (M.T.)	G.H. & S.A. Lv								
10 06	847	Lv Gilta, Ariz.	" Ar	5 00	847	Ar El Paso, Tex. (M.T.)	E.P. & S.W. Ar								
11 35	889	Lv Maricopa, Ariz.	" Ar	3 35	889	Ar Kansas City, Mo.	C.R.I. & P. Lv								
7 45	0	Lv Phoenix, Ariz.	A. E. Ar	8 15	0	Ar St. Louis, Mo.	" Lv								
2 10	975	Lv Tucson, Ariz.	Sou. Pac. Lv	1 32	975	Ar Chicago, Ill.	" Lv								
6 29	1090	Lv Bowie, Ariz.	" Lv	9 30	1090	Lv Los Angeles	Sou. Pac. Ar								
8 12	1140	Lv Lordsburg, N. M.	" Lv	5 20	1140	Lv Pomona	" Ar								
9 55	1200	Lv Deming, N. M.	" Lv	6 05	1200	Lv Colton	" Ar								
12 07	1284	Ar Rio Grande, N. M.	Sou. Pac. Lv	7 15	1284	Lv Maricopa, Ariz.	" Ar								
12 20	1289	Ar El Paso, Tex. (M.T.)	G.H. & S.A. Lv	4 25	1289	Lv Tucson, Ariz.	" Ar								
12 45	1289	Ar El Paso, Tex. (M.T.)	E.P. & S.W. Ar	10 53	1289	Lv Lordsburg, N. M.	" Ar								
8 10	2233	Ar Kansas City, Mo.	C.R.I. & P. Lv	9 19	2233	Lv Deming, N. M.	" Ar								
7 55	2530	Ar St. Louis, Mo.	" Lv	7 06	2530	Ar Rio Grande, N. M.	" Lv								
10 45	2750	Ar Chicago, Ill.	" Lv	6 53	2750	Ar El Paso, Tex. (M.T.)	G.H. & S.A. Lv								
				6 38		Ar El Paso, Tex. (M.T.)	E.P. & S.W. Ar								
				11 15		Ar Kansas City, Mo.	C.R.I. & P. Lv								
				9 01		Ar St. Louis, Mo.	" Lv								
				8 35		Ar Chicago, Ill.	" Lv								

No. 2—CALIFORNIAN								No. 1—CALIFORNIAN							
Time	Miles	DESTINATIONS						Time	Miles	DESTINATIONS					
3 00	0	Lv Los Angeles	Sou. Pac. Ar	7 15	0	Lv Los Angeles	Sou. Pac. Ar								
4 13	31	Lv Pomona	" Ar	6 05	31	Lv Pomona	" Ar								
5 05	56	Lv Colton	" Ar	5 20	56	Lv Colton	" Ar								
4 45	412	Lv Maricopa, Ariz.	" Ar	7 15	412	Lv Maricopa, Ariz.	" Ar								
7 15	498	Lv Tucson, Ariz.	" Ar	4 25	498	Lv Tucson, Ariz.	" Ar								
1 06	663	Lv Lordsburg, N. M.	" Ar	10 53	663	Lv Lordsburg, N. M.	" Ar								
2 45	722	Lv Deming, N. M.	" Ar	9 19	722	Lv Deming, N. M.	" Ar								
4 59	807	Ar Rio Grande, N. M.	" Lv	7 06	807	Ar Rio Grande, N. M.	" Lv								
5 12	811	Ar El Paso, Tex. (M.T.)	G.H. & S.A. Lv	6 53	811	Ar El Paso, Tex. (M.T.)	G.H. & S.A. Lv								
5 25	811	Ar El Paso, Tex. (M.T.)	E.P. & S.W. Ar	6 38	811	Ar El Paso, Tex. (M.T.)	E.P. & S.W. Ar								
1 35	1758	Ar Kansas City, Mo.	C.R.I. & P. Lv	11 15	1758	Ar Kansas City, Mo.	C.R.I. & P. Lv								
6 29	2055	Ar St. Louis, Mo.	" Lv	9 01	2055	Ar St. Louis, Mo.	" Lv								
5 00	2275	Ar Chicago, Ill.	" Lv	8 35	2275	Ar Chicago, Ill.	" Lv								

No. 8								No. 7							
Time	Miles	DESTINATIONS						Time	Miles	DESTINATIONS					
10 15	0	Lv Los Angeles	Sou. Pac. Ar	6 30	0	Lv Los Angeles	Sou. Pac. Ar								
11 30	31	Lv Pomona	" Ar	5 08	31	Lv Pomona	" Ar								
12 30	56	Lv Colton	" Ar	4 10	56	Lv Colton	" Ar								
9 15	247	Ar Yuma, Ariz. (P.T.)	" Lv	8 55	247	Ar Yuma, Ariz. (P.T.)	" Lv								
1 26	247	Ar Yuma, Ariz. (M.T.)	" Ar	4 05	247	Ar Yuma, Ariz. (M.T.)	" Ar								
3 10	412	Lv Maricopa, Ariz.	Sou. Pac. Lv	2 24	412	Lv Maricopa, Ariz.	Sou. Pac. Lv								
1 00	447	Lv Phoenix, Ariz.	A. E. Ar	4 45	447	Lv Phoenix, Ariz.	A. E. Ar								
6 10	498	Lv Tucson, Ariz.	Sou. Pac. Lv	11 30	498	Lv Tucson, Ariz.	Sou. Pac. Lv								
11 32	613	Lv Bowie, Ariz.	" Lv	5 32	613	Lv Bowie, Ariz.	" Lv								
1 47	663	Lv Lordsburg, N. M.	" Lv	3 35	663	Lv Lordsburg, N. M.	" Lv								
3 41	722	Lv Deming, N. M.	" Lv	1 15	722	Lv Deming, N. M.	" Lv								
6 40	807	Ar Rio Grande, N. M.	" Lv	10 18	807	Ar Rio Grande, N. M.	" Lv								
6 53	811	Ar El Paso, Tex. (M.T.)	G.H. & S.A. Lv	10 05	811	Ar El Paso, Tex. (M.T.)	G.H. & S.A. Lv								
8 10	0	Lv El Paso, Tex. (C.T.)	T. & P. Ar	9 25	0	Lv El Paso, Tex. (C.T.)	T. & P. Ar								
7 05	613	Ar Ft. Worth, Tex.	" Lv	9 00	613	Ar Ft. Worth, Tex.	" Lv								
8 25	645	Ar Dallas, Tex.	" Lv	7 30	645	Ar Dallas, Tex.	" Lv								
7 27	1139	Ar St. Louis, Mo.	St. L. I. M. & S. Lv	8 30	1139	Ar St. Louis, Mo.	St. L. I. M. & S. Lv								

EQUIPMENT.

Train 4 and 3. GOLDEN STATE LIMITED—EASTBOUND.
ELECTRIC LIGHTED

Through Standard Pullman Sleepers: Berths, sections, drawing-rooms, compartments.
San Francisco and Chicago. (San Francisco and Los Angeles on No. 18 and 9).
Los Angeles and Chicago. Los Angeles and St. Louis. Phoenix and Tucson.

Observation Car: Library, parlor, club-room, writing desk, clothes pressing service, daily stock market reports, observation rounda.
Los Angeles and El Paso. El Paso and Chicago.

Dining Car: Meals a la carte.
Los Angeles and El Paso. El Paso and Chicago.

Telephone Connections at Los Angeles in Observation Car thirty minutes before departure.

Tickets Honored: First-class pay tickets only, when presented with Pullman Sleeper ticket.

Trains Nos. 2 and 1. CALIFORNIAN.

Reclining Chair Cars: With smoking compartment.
Los Angeles and Phoenix.
Los Angeles and El Paso; El Paso and Chicago.
Chair Car Porter, Los Angeles and El Paso.

Through Standard Pullman Sleepers: Berths, sections, drawing-rooms.
Los Angeles and Phoenix daily via S. P., A. E.
Los Angeles and Chicago via S. P., E. P. & S. W., C. R. I. & P., daily.

Dining Car: Meals a la carte.
Los Angeles and El Paso.

Through Tourist Pullman Sleeper: Berths, sections.
Los Angeles and Chicago via S. P., E. P. & S. W., C. R. I. & P.
Los Angeles and St. Joseph via S. P., E. P. & S. W., C. R. I. & P.
Los Angeles and Memphis via S. P., E. P. & S. W., C. R. I. & P.
Los Angeles and Minneapolis via S. P., E. P. & S. W., C. R. I. & P., weekly. (From Los Angeles Tuesdays, into Los Angeles Saturdays).

Tickets Honored: All classes.

Train 8.—EASTBOUND.

Reclining Chair Car: Los Angeles to El Paso. (Chair Car Porter).

Through Standard Pullman Sleeper: Los Angeles to St. Louis via St. L. I. M. & S., St. L. I. M. & S. (Broiler Buffet) Los Angeles to Calexico, daily.
Los Angeles to Guaymas and Mazatlan, Mex., via S. P., Sonora, S. P. of Mex.
New Orleans to New Orleans via Sunset Route.

Dining Car: Meals a la carte.
Los Angeles to Bowie.

Through Tourist Pullman Sleepers: Berths, sections.
San Francisco to New Orleans, daily (from San Francisco on Nos. 52-50).
San Francisco to Cincinnati semi-weekly (from Los Angeles, Tuesdays and Fridays). (From San Francisco on Nos. 52-50).
Los Angeles to St. Louis daily via S. P., E. P. & S. W., C. R. I. & P.

Tickets Honored: All classes.

Train 7.—WESTBOUND.

Reclining Chair Cars: El Paso to Los Angeles. (Chair Car Porter).

Through Standard Pullman Sleeper: St. Louis to Los Angeles via St. L. I. M. & S., T. & P. S. P. (Broiler Buffet) Calexico to Los Angeles, daily.
New Orleans to Los Angeles via Sunset Route.
Tucson to Los Angeles (No. 7), daily (en route from Mazatlan.)

Dining Car: Meals a la carte.
Bowie to Los Angeles

Through Tourist Pullman Sleeper: Berths sections, New Orleans to San Francisco (Los Angeles to San Francisco, No. 49).
Cincinnati to San Francisco. Semi-weekly (into Los Angeles Sundays and Wednesdays.) (Los Angeles to San Francisco, No. 49).
St. Louis to Los Angeles daily via C. R. I. & P., E. P. & S. W., S. P.
St. Louis to Los Angeles via St. L. I. M. & S., T. & P., S. P., weekly. (Into Los Angeles Saturdays).

Tickets Honored: All classes.

Light face figures A. M. Dark face figures P. M. P. T.—Pacific Time. M. T.—Mountain Time. C. T.—Central Time. a—Stops to receive or discharge passengers El Paso and East.

FOR GENERAL INFORMATION AT PRINCIPAL STATIONS, "ASK THE MAN IN GRAY"



SHASTA ROUTE

CONDENSED TIME TABLES—EASTBOUND AND WESTBOUND VIA PORTLAND SEE PAGES 24, 25, SCHEDULES SAN FRANCISCO, SACRAMENTO, ASHLAND, PORTLAND WELLS, FARGO & CO. EXPRESS



No. 12—SHASTA LIMITED Via Davis										Time	Miles	DESTINATIONS	Time	No. 11—SHASTA LIMITED Via Davis											
Sa	Fr	Th	We	Tu	Mo	Su	Time	Miles	DESTINATIONS	Time	Mo	Tu	We	Th	Fr	Sa	Su	Mo	Tu	We	Th	Fr	Sa	Su	
Sa	Fr	Th	We	Tu	Mo	Su	11 20	0	Lv San Francisco (Market St.) Sou.Pac. Ar	8 50	Mo	Tu	We	Th	Fr	Sa	Su	Mo	Tu	We	Th	Fr	Sa	Su	
Sa	Fr	Th	We	Tu	Mo	Su	11 47	4	Lv Oakland Pier " Ar	8 20	Mo	Tu	We	Th	Fr	Sa	Su	Mo	Tu	We	Th	Fr	Sa	Su	
Sa	Fr	Th	We	Tu	Mo	Su	11 30	0	Lv Berkeley " Ar	8 17	Mo	Tu	We	Th	Fr	Sa	Su	Mo	Tu	We	Th	Fr	Sa	Su	
Sa	Fr	Th	We	Tu	Mo	Su	10 25	0	Lv Alameda (Park St.) " Ar	9 40	Mo	Tu	We	Th	Fr	Sa	Su	Mo	Tu	We	Th	Fr	Sa	Su	
Sa	Fr	Th	We	Tu	Mo	Su	11 54	6	Lv Oakland (16th St.) " Ar	8 13	Mo	Tu	We	Th	Fr	Sa	Su	Mo	Tu	We	Th	Fr	Sa	Su	
Sa	Fr	Th	We	Tu	Mo	Su	2 20	77	Lv Davis " Lv	5 58	Mo	Tu	We	Th	Fr	Sa	Su	Mo	Tu	We	Th	Fr	Sa	Su	
								13	Lv Sacramento " Ar	3 50	Mo	Tu	We	Th	Fr	Sa	Su	Mo	Tu	We	Th	Fr	Sa	Su	
									Lv Davis " Lv	3 15	Mo	Tu	We	Th	Fr	Sa	Su	Mo	Tu	We	Th	Fr	Sa	Su	
Sa	Fr	Th	We	Tu	Mo	Su	5 20	200	Lv Red Bluff " Lv	2 45	Mo	Tu	We	Th	Fr	Sa	Su	Mo	Tu	We	Th	Fr	Sa	Su	
Sa	Fr	Th	We	Tu	Mo	Su	9 05	298	Lv Dunsmuir " Lv	11 05	Mo	Tu	We	Th	Fr	Sa	Su	Mo	Tu	We	Th	Fr	Sa	Su	
Sa	Fr	Th	We	Tu	Mo	Su	9 21	302	Lv Shasta Springs " Lv	10 46	Mo	Tu	We	Th	Fr	Sa	Su	Mo	Tu	We	Th	Fr	Sa	Su	
Sa	Fr	Th	We	Tu	Mo	Su	2 10	406	Lv Ashland, Ore. " Lv	6 30	Mo	Tu	We	Th	Fr	Sa	Su	Mo	Tu	We	Th	Fr	Sa	Su	
Su	Sa	Fr	Th	We	Tu	Mo	7 40	549	Lv Roseburg, Ore. " Lv	12 31	Mo	Tu	We	Th	Fr	Sa	Su	Mo	Tu	We	Th	Fr	Sa	Su	
Su	Sa	Fr	Th	We	Tu	Mo	12 35	719	Lv Salem, Ore. " Lv	7 38	Mo	Tu	We	Th	Fr	Sa	Su	Mo	Tu	We	Th	Fr	Sa	Su	
Su	Sa	Fr	Th	We	Tu	Mo	2 50	747	Lv Portland, Ore. Sou. Pac. Lv	5 50	Su	Mo	Tu	We	Th	Fr	Sa	Su	Mo	Tu	We	Th	Fr	Sa	
Su	Sa	Fr	Th	We	Tu	Mo	3 00	0	Lv Portland, Ore., O.-W.R.R. & N.Co. Ar	5 30	Su	Mo	Tu	We	Th	Fr	Sa	Su	Mo	Tu	We	Th	Fr	Sa	
Su	Sa	Fr	Th	We	Tu	Mo	7 35	149	Lv Tacoma, Wash. " Ar	12 50	Su	Mo	Tu	We	Th	Fr	Sa	Su	Mo	Tu	We	Th	Fr	Sa	
Su	Sa	Fr	Th	We	Tu	Mo	9 00	187	Lv Seattle, Wash., O.-W.R.R. & N.Co. Ar	11 30	Su	Mo	Tu	We	Th	Fr	Sa	Su	Mo	Tu	We	Th	Fr	Sa	
Su	Sa	Fr	Th	We	Tu	Mo	9 00	0	Lv Portland, O.-W.R.R. & N.Co. Ar	11 30	Su	Mo	Tu	We	Th	Fr	Sa	Su	Mo	Tu	We	Th	Fr	Sa	
Mo	Su	Sa	Fr	Th	We	Tu	11 59	433	Lv Spokane, Wash. " Lv	9 00	Sa	Su	Mo	Tu	We	Th	Fr	Sa	Su	Mo	Tu	We	Th	Fr	Sa

EQUIPMENT.

Trains 12 and 11. SHASTA LIMITED.
Electric Lighted.

Dining Car: Meals, Breakfast and Luncheon, a la carte; Dinner Table d'Hote.
San Francisco and Tacoma, Seattle.

Through Standard Pullman Sleepers: One car drawing-rooms and compartments only, and sixteen-section cars San Francisco and Tacoma, Seattle.

Observation Car: Library, parlor, clubroom, writing-desk, observation rotunda, daily stock market reports.
San Francisco and Tacoma, Seattle.

Telephone Connections in Observation Cars for thirty minutes before departure.

Tickets Honored: First-class pay tickets only; first-class Pullman tickets must be presented when boarding train. No Passengers carried locally between San Francisco and Salem.

No. 16—OREGON EXPRESS Via Roseville										Time	Miles	DESTINATIONS	Time	No. 15—OREGON EXPRESS Via Roseville											
Sa	Fr	Th	We	Tu	Mo	Su	Time	Miles	DESTINATIONS	Time	Tu	We	Th	Fr	Sa	Su	Mo	Tu	We	Th	Fr	Sa	Su		
Sa	Fr	Th	We	Tu	Mo	Su	8 20	0	Lv San Francisco (Market St.) Sou.Pac. Ar	9 10	Tu	We	Th	Fr	Sa	Su	Mo	Tu	We	Th	Fr	Sa	Su	Mo	
Sa	Fr	Th	We	Tu	Mo	Su	8 50	4	Lv Oakland Pier " Ar	8 35	Tu	We	Th	Fr	Sa	Su	Mo	Tu	We	Th	Fr	Sa	Su	Mo	
Sa	Fr	Th	We	Tu	Mo	Su	8 25	0	Lv Alameda (Park St.) " Ar	9 20	Tu	We	Th	Fr	Sa	Su	Mo	Tu	We	Th	Fr	Sa	Su	Mo	
Sa	Fr	Th	We	Tu	Mo	Su	8 30	0	Lv Berkeley " Ar	8 57	Tu	We	Th	Fr	Sa	Su	Mo	Tu	We	Th	Fr	Sa	Su	Mo	
Sa	Fr	Th	We	Tu	Mo	Su	8 57	6	Lv Oakland (16th St.) " Ar	8 28	Tu	We	Th	Fr	Sa	Su	Mo	Tu	We	Th	Fr	Sa	Su	Mo	
Sa	Fr	Th	We	Tu	Mo	Su	9 40	32	Lv Port Costa " Ar	7 35	Tu	We	Th	Fr	Sa	Su	Mo	Tu	We	Th	Fr	Sa	Su	Mo	
Sa	Fr	Th	We	Tu	Mo	Su	11 50	0	Lv Sacramento " Lv	5 25	Tu	We	Th	Fr	Sa	Su	Mo	Tu	We	Th	Fr	Sa	Su	Mo	
Su	Sa	Fr	Th	We	Tu	Mo	12 20	90	Lv Sacramento " Ar	5 10	Tu	We	Th	Fr	Sa	Su	Mo	Tu	We	Th	Fr	Sa	Su	Mo	
Su	Sa	Fr	Th	We	Tu	Mo	12 55	108	Lv Roseville " Ar	4 35	Tu	We	Th	Fr	Sa	Su	Mo	Tu	We	Th	Fr	Sa	Su	Mo	
Su	Sa	Fr	Th	We	Tu	Mo	2 01	142	Lv Marysville " Lv	3 20	Tu	We	Th	Fr	Sa	Su	Mo	Tu	We	Th	Fr	Sa	Su	Mo	
Su	Sa	Fr	Th	We	Tu	Mo	3 35	196	Lv Chico " Lv	1 37	Tu	We	Th	Fr	Sa	Su	Mo	Tu	We	Th	Fr	Sa	Su	Mo	
Su	Sa	Fr	Th	We	Tu	Mo	5 10	225	Lv Red Bluff " Lv	12 15	Tu	We	Th	Fr	Sa	Su	Mo	Tu	We	Th	Fr	Sa	Su	Mo	
Su	Sa	Fr	Th	We	Tu	Mo	10 16	326	Lv Shasta Springs " Lv	6 25	Mo	Tu	We	Th	Fr	Sa	Su	Mo	Tu	We	Th	Fr	Sa	Su	
Su	Sa	Fr	Th	We	Tu	Mo	11 45	350	Lv Weed " Lv	4 30	Mo	Tu	We	Th	Fr	Sa	Su	Mo	Tu	We	Th	Fr	Sa	Su	
Su	Sa	Fr	Th	We	Tu	Mo	4 19	436	Lv Klamath Falls, Ore. " Lv	8 00	Mo	Tu	We	Th	Fr	Sa	Su	Mo	Tu	We	Th	Fr	Sa	Su	
Su	Sa	Fr	Th	We	Tu	Mo	4 55	431	Lv Ashland, Ore. " Lv	11 35	Mo	Tu	We	Th	Fr	Sa	Su	Mo	Tu	We	Th	Fr	Sa	Su	
Su	Sa	Fr	Th	We	Tu	Mo	11 00	574	Lv Roseburg, Ore. " Lv	4 20	Mo	Tu	We	Th	Fr	Sa	Su	Mo	Tu	We	Th	Fr	Sa	Su	
Mo	Su	Sa	Fr	Th	We	Tu	2 37	648	Lv Eugene, Ore. " Lv	12 32	Mo	Tu	We	Th	Fr	Sa	Su	Mo	Tu	We	Th	Fr	Sa	Su	
Mo	Su	Sa	Fr	Th	We	Tu	4 18	692	Lv Albany, Ore. " Lv	10 57	Su	Mo	Tu	We	Th	Fr	Sa	Su	Mo	Tu	We	Th	Fr	Sa	
Mo	Su	Sa	Fr	Th	We	Tu	7 30	772	Lv Portland, Ore. Sou. Pac. Lv	7 45	Su	Mo	Tu	We	Th	Fr	Sa	Su	Mo	Tu	We	Th	Fr	Sa	
Mo	Su	Sa	Fr	Th	We	Tu	8 30	0	Lv Portland, Ore., O.-W.R.R. & N.Co. Ar	6 30	Su	Mo	Tu	We	Th	Fr	Sa	Su	Mo	Tu	We	Th	Fr	Sa	
Mo	Su	Sa	Fr	Th	We	Tu	1 35	149	Lv Tacoma, Wash. " Ar	1 10	Su	Mo	Tu	We	Th	Fr	Sa	Su	Mo	Tu	We	Th	Fr	Sa	
Mo	Su	Sa	Fr	Th	We	Tu	3 15	187	Lv Seattle, Wash., O.-W.R.R. & N.Co. Lv	11 45	Su	Mo	Tu	We	Th	Fr	Sa	Su	Mo	Tu	We	Th	Fr	Sa	
Mo	Su	Sa	Fr	Th	We	Tu	9 00	0	Lv Portland, Ore., O.-W.R.R. & N.Co. Ar	11 30	Sa	Mo	Tu	We	Th	Fr	Sa	Su	Mo	Tu	We	Th	Fr	Sa	
Tu	Mo	Su	Sa	Fr	Th	We	11 59	433	Lv Spokane, Wash. " Lv	9 00	Sa	Su	Mo	Tu	We	Th	Fr	Sa	Su	Mo	Tu	We	Th	Fr	Sa

Trains 14 and 13. PORTLAND EXPRESS.
Dining Car: Meals a la carte.
San Francisco and Portland.
Standard Pullman Sleeper: Berths, sections, drawing-rooms.
San Francisco and Portland.
Reclining Chair Cars: San Francisco and Portland.
Tourist Pullman Sleepers: Berths, sections.
San Francisco and Portland.
Tickets Honored: All classes.

Trains 16 and 15. OREGON EXPRESS.
Standard Pullman Sleepers: Berths, sections, drawing-rooms.
San Francisco and Portland.
San Francisco and Dunsmuir.
Ashland and Portland.
Reclining Chair Cars: San Francisco and Portland.
Dining Car: Meals a la carte.
Sacramento to Portland—Glendale, Ore. to Oakland.
Tourist Pullman Sleepers: Berths, sections.
San Francisco and Portland.
Tickets Honored: All classes.

No. 14—PORTLAND EXPRESS Via Davis										Time	Miles	DESTINATIONS	Time	No. 13—PORTLAND EXPRESS Via Davis											
Sa	Fr	Th	We	Tu	Mo	Su	Time	Miles	DESTINATIONS	Time	Tu	We	Th	Fr	Sa	Su	Mo	Tu	We	Th	Fr	Sa	Su		
Sa	Fr	Th	We	Tu	Mo	Su	9 40	0	Lv San Francisco (Market St.) Sou.Pac. Ar	12 30	Tu	We	Th	Fr	Sa	Su	Mo	Tu	We	Th	Fr	Sa	Su	Mo	
Sa	Fr	Th	We	Tu	Mo	Su	10 15	4	Lv Oakland Pier " Ar	12 00	Tu	We	Th	Fr	Sa	Su	Mo	Tu	We	Th	Fr	Sa	Su	Mo	
Sa	Fr	Th	We	Tu	Mo	Su	9 17	0	Lv Alameda (Park St.) " Ar	1 20	Tu	We	Th	Fr	Sa	Su	Mo	Tu	We	Th	Fr	Sa	Su	Mo	
Sa	Fr	Th	We	Tu	Mo	Su	10 00	0	Lv Berkeley " Ar	12 17	Tu	We	Th	Fr	Sa	Su	Mo	Tu	We	Th	Fr	Sa	Su	Mo	
Sa	Fr	Th	We	Tu	Mo	Su	10 22	6	Lv Oakland (16th St.) " Ar	11 53	Tu	We	Th	Fr	Sa	Su	Mo	Tu	We	Th	Fr	Sa	Su	Mo	
Sa	Fr	Th	We	Tu	Mo	Su	11 06	32	Lv Port Costa " Ar	11 08	Tu	We	Th	Fr	Sa	Su	Mo	Tu	We	Th	Fr	Sa	Su	Mo	
Su	Sa	Fr	Th	We	Tu	Mo	12 55	77	Lv Davis " Ar	9 15	Tu	We	Th	Fr	Sa	Su	Mo	Tu	We	Th	Fr	Sa	Su	Mo	
								90	Lv Sacramento " Lv																
								13	Lv Sacramento " Ar	11 15	Tu	We	Th	Fr	Sa	Su	Mo	Tu	We	Th	Fr	Sa	Su	Mo	
									Lv Davis " Lv	10 35	Tu	We	Th	Fr	Sa	Su	Mo	Tu	We	Th	Fr	Sa	Su	Mo	
Su	Sa	Fr	Th	We	Tu	Mo	1 05	90	Lv Davis " Ar	9 10	Tu	We	Th	Fr	Sa	Su	Mo	Tu	We	Th	Fr	Sa	Su	Mo	
Su	Sa	Fr	Th	We	Tu	Mo	5 50	200	Lv Red Bluff " Lv	4 20	Tu	We	Th	Fr	Sa	Su	Mo	Tu	We	Th	Fr	Sa	Su	Mo	
Su	Sa	Fr	Th	We	Tu	Mo	6 55	235	Lv Redding " Lv	2 35	Tu	We	Th	Fr	Sa	Su	Mo	Tu	We	Th	Fr	Sa	Su	Mo	
Su	Sa	Fr	Th	We	Tu	Mo	10 30	326	Lv Shasta Springs " Lv	10 53	Mo	Tu	We	Th	Fr	Sa	Su	Mo	Tu	We	Th	Fr	Sa	Su	
Su	Sa	Fr	Th	We	Tu	Mo	12 15	350	Lv Weed " Lv	9 15	Mo	Tu	We	Th	Fr	Sa	Su	Mo	Tu	We	Th	Fr	Sa	Su	
Su	Sa	Fr	Th	We	Tu	Mo	8 15	436	Lv Klamath Falls, Ore. " Lv	5 30															
Su	Sa	Fr	Th	We	Tu	Mo	5 20	406	Lv Ashland, Ore. " Lv	4 30	Mo	Tu	We	Th	Fr	Sa	Su	Mo	Tu	We	Th	Fr	Sa	Su	
Su	Sa	Fr	Th	We	Tu	Mo	11 49	549	Lv Roseburg, Ore. " Lv	9 15	Mo	Tu	We	Th	Fr	Sa	Su	Mo	Tu	We	Th	Fr	Sa	Su	
Mo	Su	Sa	Fr	Th	We	Tu	3 13	623	Lv Eugene, Ore. " Lv	6 00	Mo	Tu	We	Th	Fr	Sa	Su	Mo	Tu	We	Th	Fr	Sa	Su	
Mo	Su	Sa	Fr	Th	We	Tu	4 50	667	Lv Albany, Ore. " Lv																



OVERLAND ROUTE—SAN FRANCISCO, OAKLAND, BERKELEY SACRAMENTO, TRUCKEE, BOCA, RENO, OGDEN



SEE PAGE 13, SCHEDULES WELLS, DENVER, OMAHA, KANSAS CITY, ST. LOUIS, CHICAGO

WELLS, FARGO & CO. EXPRESS

34 Daily	110 Daily	10 Daily	6 Daily	2 Daily	4 Daily	24 Daily	Miles	DESTINATIONS	Elevation	23 Daily	3 Daily	1 Daily	5 Daily	9 Daily	33 Daily	109 Daily	
2 15	7 00	6 40	\$10 20	9 00	7 20			Lv San Francisco (Mkt St.)	Ar 6	7 30	2 50	2 10	8 30	10 10		10 40	
2 45	7 27	7 10	10 50	9 30	7 47			Lv Oakland Pier	Ar 14	7 00	2 20	1 40	8 00	9 35		10 15	
	6 44	6 44	9 25	9 05	7 05			Lv Alameda (Park St.)	Ar 15	7 20	3 20	2 20	9 00	10 20		11 00	
	7 19	6 50	10 30	9 10	7 30			Lv Berkeley	Ar 187	7 17	2 37	2 15	8 17	9 57		10 27	
	7 34	7 18	10 57	9 37	7 54			Lv Oakland (16th St.)	Ar 12	6 52	2 13	1 33	7 53	9 25		10 09	
	7 50	7 34	11 12	9 52	8 09			Lv Richmond	Ar 14	6 35	1 56	1 14	7 33			9 51	
	8 17	8 05	11 38	10 20	8 35			Lv Port Costa	Ar 12	6 07	1 25	1 47	7 00	8 33		9 25	
		8 38		10 42	9 00			Lv Benicia	Ar 10	5 35			6 35	8 15		8 58	
		9 29		11 14	9 40			Lv Suisun	Ar 12	5 08						8 28	
		10 30		11 36	10 05			Lv Elmira	Ar 79	4 51						8 07	
		10 30		12 06	10 25			Lv Dixon	Ar 67				b 5 37			7 52	
		1 30		12 35	11 25			Lv Davis	Ar 53	4 23						7 28	
		1 30		12 50	11 45			Lv Sacramento	Ar 30	4 00	9 25	10 50	4 55	6 50		7 00	
		1 35		12 50	11 45			Lv Sacramento	Ar 30	3 45	9 10	10 40	4 40	6 45	9 40	6 25	
		1 30		12 13	11 04			Lv Antelope	Ar 162	3 18				6 13	9 14	5 00	
		2 10		12 30	10 18			Lv Roseville	Ar 163	3 12	8 35	10 07	4 00			5 50	
		2 10		12 30	11 12			Lv Rocklin	Ar 129	3 02						5 40	
		2 10		12 30	11 12			Lv Loomis	Ar 391	2 55						5 30	
		2 10		12 30	11 12			Lv Loomis	Ar 391	2 55						5 30	
		2 10		12 30	11 12			Lv Penryn	Ar 635	2 45						5 20	
		2 10		12 30	11 12			Lv Newcasttle	Ar 970	2 35						5 08	
		2 10		12 30	11 12			Lv Auburn	Ar 1360	2 20	7 43		3 00			4 57	
		2 10		12 30	11 12			Lv Bowman	Ar 1622	2 11						4 40	
		2 10		12 30	11 12			Lv Clipper Gap	Ar 1760	2 02						4 22	
		2 10		12 30	11 12			Lv Applegate	Ar 2024	1 55						4 08	
		2 10		12 30	11 12			Lv New England Mills	Ar 2280	1 47						3 58	
		2 10		12 30	11 12			Lv Lander	Ar 2422	1 32	6 58	8 32	2 13	4 55		3 40	
		2 10		12 30	11 12			Lv Colfax	Ar 2637	1 17			1 55			3 30	
		2 10		12 30	11 12			Lv Caporn	Ar 3224	1 00	6 28		1 40			3 20	
		2 10		12 30	11 12			Lv Gold Run	Ar 3399	12 55	6 21		1 35			3 10	
		2 10		12 30	11 12			Lv Dutch Flat	Ar 3700	12 48	6 13					3 00	
		2 10		12 30	11 12			Lv Towle	Ar 4168	12 36			1 15			2 50	
		2 10		12 30	11 12			Lv Midas	Ar 4701	12 23	5 46		1 00	3 58		2 40	
		2 10		12 30	11 12			Lv Blue Canon	Ar 5044	12 14			12 45			2 30	
		2 10		12 30	11 12			Lv Fulda	Ar 5225	12 09	5 28		12 38			2 20	
		2 10		12 30	11 12			Lv Emigrant Gap	Ar 5940	11 45	4 55		12 14			2 09	
		2 10		12 30	11 12			Lv Cisco	Ar 7018	11 05	4 15	6 29	11 40	2 51		1 50	
		2 10		12 30	11 12			Lv Summit	Ar 5819	10 00	3 20	5 35	10 40			1 40	
		2 10		12 30	11 12			Lv Truckee	Ar 5820							1 30	
		2 10		12 30	11 12			Lv Tahoe Tavern	Ar 6240							1 20	
		2 10		12 30	11 12			Lv Tahoe Tavern	Ar 6240							1 10	
		2 10		12 30	11 12			Lv Truckee	Ar 5819	9 45	5 30	10 35	2 05			1 00	
		2 10		12 30	11 12			Lv Truckee	Ar 5819	9 45	5 30	10 35	2 05			1 00	
		2 10		12 30	11 12			Lv Boca	Ar 5534	21	2 56	10 15				9 50	
		2 10		12 30	11 12			Lv Floriston, Cal.	Ar 5350	22	2 40	10 00				9 40	
		2 10		12 30	11 12			Lv Verdi, Nev.	Ar 4904	22	2 13	9 37				9 30	
		2 10		12 30	11 12			Lv Reno	Ar 4497	1 42	4 05	9 02	12 50			9 20	
		2 10		12 30	11 12			Lv Reno	Ar 4497	1 42	4 05	9 02	12 50			9 10	
		2 10		12 30	11 12			Lv Sparks	Ar 4413	1 30	3 55	8 50				9 00	
		2 10		12 30	11 12			Lv Derby	Ar 4165	1 12	3 10	8 30				8 50	
		2 10		12 30	11 12			Lv Fernley	Ar 4157	1 10	3 00	8 15				8 41	
		2 10		12 30	11 12			Lv Hazen	Ar 4009	1 11	10 20	7 13				8 20	
		2 10		12 30	11 12			Lv Parran	Ar 3888	1 10	21						8 10
		2 10		12 30	11 12			Lv Lovelock	Ar 3980	9 24	1 15	5 38					8 00
		2 10		12 30	11 12			Lv Rye Patch	Ar 4259	8 46		5 03					7 50
		2 10		12 30	11 12			Lv Humboldt	Ar 4237	8 27							7 40
		2 10		12 30	11 12			Lv Inlay	Ar 4209	8 15	12 15	4 35					7 30
		2 10		12 30	11 12			Lv Mill City	Ar 4233	8 00	12 15	4 25					7 20
		2 10		12 30	11 12			Lv Winnemucca	Ar 4513	7 05	11 21	3 37					7 10
		2 10		12 30	11 12			Lv Golconda	Ar 4697	6 35		3 08					7 00
		2 10		12 30	11 12			Lv Battle Mountain	Ar 4513	5 19		1 47					6 50
		2 10		12 30	11 12			Lv Beowawe	Ar 4905	4 16		12 55					6 40
		2 10		12 30	11 12			Lv Palisade	Ar 4843	3 30	20	8 33	12 05				6 30
		2 10		12 30	11 12			Lv Elko	Ar 5340	2 36	7 57	11 08					6 20
		2 10		12 30	11 12			Lv Halleck	Ar 5631	1 56		10 24					6 10
		2 10		12 30	11 12			Lv Deeth	Ar 5342	1 35		9 57					6 00
		2 10		12 30	11 12			Lv Tulasco	Ar 5335	1 20		9 38					5 50
		2 10		12 30	11 12			Lv Wells	Ar 5630	1 05	6 45	9 20					5 40
		2 10		12 30	11 12			Lv Cobre	Ar 5917	11 50		8 08					5 30
		2 10		12 30	11 12			Lv Montello	Ar 4491	10 39	4 53	7 15					5 20
		2 10		12 30	11 12			Lv Tecoma, Nev.	Ar 4811	10 15		6 57					5 10
		2 10		12 30	11 12			Lv Lucin, Utah	Ar 4475	9 48		6 33					5 00
		2 10		12 30	11 12			Lv Promontory Point	Ar 4217	6 59							4 50
		2 10		12 30	11 12			Lv Ogdén (P.T.)	Ar 4301	6 10	1 15	3 20					4 40

SAN FRANCISCO AND OGDEN AND GOLDFIELD

4-24 Daily	No. 24 Daily	Miles	DESTINATIONS	No. 23 Daily
9 00	7 20	0	Lv San Francisco (Market St.)	Ar 7 30
9 30	7 47	4	Lv Oakland Pier	Ar 7 00
9 37	7 54	6	Lv Oakland (16th St.)	Ar 6 52
9 25	11 45	90	Lv Sacramento	Ar 4 00
9 25	9 10	244	Lv Reno	Ar 7 45
9 25	9 45	247	Lv Reno	Ar 7 28
8 58	11 52	289	Lv Hazen	Ar 5 20
7 52	6 10	0	Lv Ogdén	Ar 11 50
7 28	11 10	496	Lv Hazen	Ar 9 51
12 02	12 02	289	Lv Hazen	Ar 5 10
12 54	12 54	318	Lv Churchill	Ar 4 10
1 15	1 15	329	Lv Wabuska	Ar 3 43
2 18	2 18	355	Lv Schurz	Ar 2 33
3 34	3 34	386	Lv Thorne	Ar 1 27
4 37	4 37	409	Lv Luning	Ar 12 22
4 57	4 57	418	Lv Mina	Ar 12 01
5 17	5 17	418	Lv Mina	Ar 11 45
5 39	5 39	427	Lv Tonopah Junction	Ar 11 25
6 26	6 26	447	Lv Coaldale	Ar 10 43
6 43	6 43	455	Lv Blair Junction	Ar 10 14
7 50	7 50	455	Lv Blair Junction	Ar 10 00
7 30	7 30	512	Lv Blair	Ar 19 15
6 43	6 43	455	Lv Blair Junction	Ar 10 14



SAN FRANCISCO, CHEYENNE, OMAHA, CHICAGO DENVER, KANSAS CITY, ST. LOUIS



SEE PAGES 6, 7, 12, SCHEDULES, SAN FRANCISCO, SACRAMENTO, RENO, OGDEN
WELLS, FARGO & CO. EXPRESS

OGDEN, CHEYENNE, DENVER, OMAHA, CHICAGO VIA UNION PACIFIC R. R.

OGDEN, DENVER, TOPEKA, KANSAS CITY, ST. LOUIS VIA UNION PACIFIC R. R.

18 Daily	8 Daily	10 Daily	2 Daily	4 Daily	Mis	DESTINATIONS	Elevation	3 Daily	15-5 Daily	1 Daily	7 Daily	17 Daily	108 Daily	10-11 Daily	2-102 Daily	4-104 Daily	Miles	DESTINATIONS	Elevation	103-3 Daily	101-1 Daily	109 Daily		
		7 00	10 20	9 00	0	Lv. San Francisco	Ar	6	2 50	8 30	2 10			7 00	10 20	9 00	0	Lv. San Francisco	Ar	6	2 50	2 10		
		5 30	11 50	4 35	783	Ar. Ogden (P.T.)	Ar	4301	6 10	3 20	1 15			12 30	1 35	12 50	90	Lv. Sacramento	Ar	30	9 10	10 40		
	1 15	8 35	1 05	6 50	783	Lv. Ogden (M.T.)	Ar	4301	6 30	2 45	1 59	3 35		10 00	8 30	9 40	244	Lv. Reno	Lv	4497	1 42	4 05		
		9 32		8 00	807	Lv. Morgan	Lv	5080	5 40					8 35	11 50	4 35	783	Lv. Ogden (P.T.)	Lv	4301	6 10	1 15		
		10 16		8 36	823	Lv. Echo	Lv	5471	5 05					5 30	1 05	6 50	0	Lv. Ogden (M.T.)	Ar	4301	6 30	1 59		
				9 14	839	Lv. Castle Rock	Lv	6240	f 4 35					9 32		8 00	24	Lv. Morgan	Lv	5080	5 40			
				9 44	848	Lv. Wahsatch	Lv	6824	f 4 15					10 16		8 36	40	Lv. Echo	Lv	5471	5 08			
	4 25		11 55	10 25	859	Lv. Evanston	Lv	6759	3 50		11 10	1 05				9 44	65	Lv. Wahsatch	Lv	6824	f 4 15			
				10 46	867	Lv. Knight	Lv								4 05	10 25	76	Lv. Evanston	Lv	6759	3 50	11 10		
				11 00	872	Lv. Altamont	Lv	7395								f10 46	84	Lv. Knight	Lv					
				11 19	878	Lv. Spring Valley	Lv	7072								f11 00	89	Lv. Altamont	Lv	7395				
				11 35	885	Lv. Leroy	Lv									f11 19	95	Lv. Spring Valley	Lv	7072				
				11 45	890	Lv. Bridger	Lv									f12 22	127	Lv. Hampton	Lv	6396				
				12 22	910	Lv. Hampton	Lv	6396							2 20	6 10	1 00	146	Lv. Granger	Lv	6279	1 15	8 55	
				1 00	929	Lv. Granger	Lv	6279	1 15		8 55	11 07	1 37		3 30	7 15	2 15	176	Lv. Green River	Lv	6077	12 05	7 55	
6 25	6 42	2 20	6 10	2 15	959	Lv. Green River	Lv	6077	12 05	7 55	10 15	12 40		4 00	7 38	2 45	191	Lv. Rock Springs	Lv	6507	11 18	7 28		
7 56	8 20	4 00	7 38	2 45	976	Lv. Rock Springs	Lv	6260	11 18	7 28	9 49	12 06		6 25	5 20	2 69	269	Lv. Wamsutter	Lv	6706	8 15	5 28		
		6 25	5 28	5 20	1052	Lv. Wamsutter	Lv	6706	8 15	5 28	7 46	9 55		8 00	11 40	6 40	310	Lv. Rawlins	Lv	6744	6 40	4 10		
11 55	12 10	8 00	11 40	6 40	1093	Lv. Rawlins	Lv	6744	6 40	4 10	6 35	7 23		9 20		7 53	300	Lv. Hanna	Lv	6788	6 20			
		9 20		7 53	1133	Lv. Hanna	Lv	6788	5 20							8 33	370	Lv. Medicine Bow	Lv	6562	4 35			
				9 15	1171	Lv. Rock River	Lv	6704	3 58							11 00	427	Lv. Lamarie	Lv	7149	2 35	12 45		
3 50	4 05	12 10	3 20	11 00	1210	Lv. Laramie	Lv	7149	2 35		12 45	3 25	5 10	12 10	3 20	12 10	453	Lv. Sherman	Lv	8000	11 41			
				11 20	1236	Lv. Sherman	Lv	8000	1 41							12 17	457	Lv. Buford	Lv	7766	1 30			
				12 17	1240	Lv. Buford	Lv	7766	1 30							2 15	5 20	1 10	484	Ar. Cheyenne	Lv	6050	12 01	10 40
5 40	6 00	2 15	5 20	1 10	1267	Ar. Cheyenne	Lv	6050	12 01		10 40	1 20	3 00	5 30	7 30	2 00	484	Lv. Cheyenne	Lv	6050	11 35	10 25		
7 30	7 30	5 30	7 30	2 00	1267	Lv. Cheyenne	Ar	6050	11 35		10 25	10 25	10 25	7 02	8 40	3 28	532	Lv. Eaton	Lv	4822	9 45	6 53		
8 55	8 55	7 30	8 55	3 40	1322	Lv. Greeley	Lv	4637	9 45	8 27	8 27	8 27		7 30	8 55	3 40	539	Lv. Greeley	Lv	4637	9 45	8 27		
9 10	9 10	7 45	9 10	3 50	1328	Lv. La Salle	Lv	4663		8 15	8 15	8 15		7 45	9 10	3 50	545	Lv. La Salle	Lv	4663		8 15		
		8 32		4 42	1355	Lv. Brighton	Lv	4968								9 20	593	Lv. Pullman	Lv	5179				
10 45	10 45	9 20	10 45	5 30	1374	Ar. Denver	Lv	5170	8 30	8 00	7 05	7 05	7 05	9 20	10 45	6 30	591	Ar. Denver	Lv	5170	8 30	7 05		
				1 25	1267	Lv. Cheyenne	Ar	6050	11 30		10 25	1 05	2 45	10 00	12 20	7 10	591	Lv. Denver	Lv	5170	7 10	5 35		
5 55	6 10	2 30	5 35	2 03	1290	Lv. Hillsdale	Lv	f10 33						10 48		f7 54	613	Lv. Watkins	Lv	5513	f 6 25	11 28		
				2 26	1302	Lv. Egbert	Lv	f 9 58						1 18	3 05	9 55	681	Lv. Limon	Lv	5349	4 16	2 40		
				2 47	1313	Lv. Pine Bluffs	Lv	5038	9 24					2 00	3 45	10 30	696	Lv. Hugo	Lv	5027	3 45	9 15		
				3 32	1335	Lv. Kimball	Lv	4697	8 12					4 20		12 33	768	Lv. Cheyenne Wells	Lv	4259	1 27	11 38		
				4 08	1353	Lv. Potter	Lv	4697	7 18					7 18	8 15	3 07	854	Lv. Oakley	Lv	2981	10 35	6 23		
8 25	8 40	5 05	8 10	4 50	1372	Lv. Sidney	Lv	4090	6 30		7 00	10 03	11 15	f8 05		4 55	909	Lv. Wakeeey	Lv	2391	9 32	7 15		
		5 39		5 40	1390	Lv. Lodge Pole	Lv	3820	5 30					9 00		6 40	928	Lv. Ellis (C. T.)	Lv	2056	7 55	6 40		
				5 55	1399	Lv. Chappel	Lv	3685	5 12					10 45	11 35	7 05	942	Lv. Hays (C. T.)	Lv	1936	8 09	7 05		
				6 26	1414	Lv. Julesburg	Lv	3456	4 35	2 00	5 47	8 46	9 56	11 58		7 59	968	Lv. Russell	Lv	1765	7 16	1 07		
				6 50	1425	Lv. Big Springs	Lv		f 4 05							8 20	978	Lv. Bunker Hill	Lv	1802	6 50			
				7 28	1434	Lv. Ogallala	Lv	3207	3 20	1 02						8 46	992	Lv. Wilson	Lv	1627	6 18	12 22		
				8 05	1464	Lv. Paxton	Lv		2 40					12 45	2 00	9 19	1008	Lv. Ellsworth	Lv	1471	6 43	5 10		
				8 30	1476	Lv. Sutherland	Lv	2955	2 15					2 30	3 20	10 40	1045	Lv. Salina	Lv	1163	4 20	3 55		
				8 43	1482	Lv. Hershey	Lv	2897	2 00					2 58		11 02	1059	Lv. Solomon	Lv	1111	3 34	10 26		
12 35	12 55	9 50	12 15	10 20	1495	Lv. (cr) N. Platte (mr)	Lv	2796	1 35	11 30	3 25	6 25	7 40	3 25	4 08	11 22	1068	Lv. Abilene	Lv	1093	3 24	3 03		
				f 1 31	1518	Lv. Brady Island	Lv	2647	f 1 35					4 20	5 15	12 10	1092	Lv. Junction City	Lv	1021	2 40	2 20		
				11 35	1530	Lv. Gothenburg	Lv	2559	1 07							12 16	1096	Lv. Fort Riley	Lv	1009	2 19			
				11 55	1541	Lv. Cozad	Lv	2482	12 45					4 52	5 50	12 45	1112	Lv. Manhattan	Lv	957	2 45	1 35		
				12 22	1555	Lv. Lexington	Lv	2385	12 15	10 30	3 08	6 02	6 53	5 14		1 10	1127	Lv. Wamego	Lv	929	1 10	8 31		
2 10	2 36	11 25	1 45	1 30	1590	Lv. Kearney	Lv	2146	10 52	9 25	2 16	5 05	5 55	6 10	7 15	2 20	1164	Lv. Topeka	Lv	821	12 15	12 05		
3 08	3 33	12 20	2 41	2 55	1632	Lv. Grand Island	Lv	1860	9 15	8 15	1 15	4 05	4 50	6 55	8 05	3 05	1192	Lv. Lawrence	Lv	763	11 32	11 17		
4 15	4 45	1 30	3 50	3 30	1654	Lv. Central City	Lv	1697	8 24	7 28	f12 41	4 10				9 10	1192	Lv. Lawrence	Ar	763	10 55	f 6 30		
4 50		2 06		3 30	1695	Lv. Columbus	Lv	1442	6 58	6 20	11 46	2 35	3 05	11 55	11 55	4 50	1226	Lv. Leavenworth	Lv	712	9 20	f 4 00		
5 53	6 16	3 12	5 26	4 32	1740	Lv. Fremont	Lv	1192	5 25	5 00	10 44	1 40	1 52	7 56	9 06	4 03	1229	Lv. Armstrong	Lv	690	10 36	10 22		
7 05	7 26	4 32	6 36	6 45	1785	Ar. Omaha	Lv	1031	4 05	3 50	9 45	12 45	12 50	8 05	9 15	4 15	1231	Lv. Kansas City	Lv	681	10 30	10 15		
8 20	8 30	6 45	7 40	7 40	1783	Lv. Omaha, C.&N.W.	Ar	1031	3 28	3 28	9 15	12 30	12 30	10 10	10 00	9 00	1231	Lv. Kansas City	Ar	681	9 00	9 40		
8 50	8 50	6 35	7 55	8 45	2273	Ar. Chicago (A)	Lv	593	10 45	10 45	8 30	10 16	10 16	6 30	6 30	7 00	1507							



OGDEN, BUTTE, BOISE, SPOKANE, PORTLAND CHICAGO TO PITTSBURG, BUFFALO, NEW YORK



WELLS, FARGO & CO. EXPRESS

BALTIMORE & OHIO R. R.

TO NEW YORK	Time	Day	Train	Time	Day	Train	Time	Day	Train	Time	Day	Train
Lv Chicago.....	6	10	01st	No. 8*	5 45	1st	No. 6	9 30	1st	No. 14		
Ar Pittsburg....(C.T.)												
Ar New York.(E.T.)	4	25	2nd		10 50	2nd						

ERIE R. R.

Lv Chicago.....	H	11	00	1st	No. 4*	9 30	1st	No. 8				
Ar Buffalo.....												
Ar New York.(E.T.)	4	15	2nd		7 55	3rd						

GRAND TRUNK RY.

Lv Chicago.....	H	11	05	1st	No. 8*	3 50	1st	No. 4*	11 28	1st	No. 6	
Ar Buffalo....(E.T.)												
Ar New York.(L.V.)	5	10	2nd		10 00	2nd			7 43	3rd		

LAKE SHORE & MICHIGAN SOUTHERN RY. (1)

	E-F	Time	Day	Train	E-F	Time	Day	Train	E-F	Time	Day	Train
Lv Chicago.....	D	8 25	1st	No. 4*	9 00	1st	No. 12*	10 15	No. 6	10 30	1st	No. 10*
Ar Buffalo.....		8 20	1st							12 25	2nd	No. 10*
Ar New York.N.Y.C		7 55	2nd		9 11	2nd				1 48	2nd	No. 10*

LAKE SHORE & MICHIGAN SOUTHERN RY. (2)

Lv Chicago.....	D	2 30	1st	No. 26*	3 00	1st	No. 14*	5 30	1st	No. 22*	11 30	1st
Ar Buffalo....(C.T.)					6 20	2nd		6 05	2nd		2 00	2nd
Ar New York.N.Y.C		9 25	2nd		8 33	2nd		5 25	2nd		5 05	3rd

MICHIGAN CENTRAL R. R.

	E-F	Time	Day	Train	E-F	Time	Day	Train	E-F	Time	Day	Train
Lv Chicago.....	*	9 05	1st	No. 8*	10 30	1st	No. 10*	3 00	1st	No. 14*	5 40	1st
Ar Buffalo....(E.T.)		10 10	1st		1 00	2nd		6 30	2nd		7 00	2nd
Ar New York.N.Y.C		9 00	2nd		1 48	2nd		8 33	2nd		5 05	2nd

NICKEL PLATE ROAD.

Lv Chicago.....	D	10 35	1st	No. 2*	2 32	1st	No. 4*	9 40	1st	No. 6		
Ar Buffalo.....		2 15	2nd		7 35	2nd		3 05	2nd			
Ar New York DL&W		3 30	2nd		7 30	2nd		6 45	3rd			
Ar New York.W.S.		5 00	2nd		9 10	2nd		8 45	3rd			

PENNSYLVANIA R. R. (1)

	E-F	Time	Day	Train	E-F	Time	Day	Train	E-F	Time	Day	Train
Lv Chicago.....	B	8 15	1st	No. 16*	10 05	1st	No. 34*	10 30	1st	No. 22*	2 45	1st
Ar Pittsburg....(C.T.)		8 10	1st		1 45	2nd		9 55	1st		11 46	1st
Ar New York.(E.T.)		8 08	2nd		2 56	2nd		9 20	2nd		9 40	2nd

PENNSYLVANIA R. R. (2)

Lv Chicago.....	B	5 30	1st	No. 2*	9 45	1st	No. 10*	11 45	1st	No. 6		
Ar Pittsburg....(C.T.)		5 30	2nd		1 55	2nd		6 05	2nd			
Ar New York.(E.T.)		5 30	2nd		7 00	3rd		6 54	3rd			

WABASH R. R.

Lv Chicago.....	H	12 06	1st	No. 4*	3 30	1st	No. 6*	11 00	1st	No. 12		
Ar Buffalo....(E.T.)		5 14	2nd		8 10	2nd		6 30	2nd	No. 2		
Ar New York N.Y.&W			2nd		10 00	2nd						
Ar New York.W.S.		5 00			9 10	2nd		8 30	3rd			
Ar New York.DL&W					7 25	2nd	E-F	7 50				

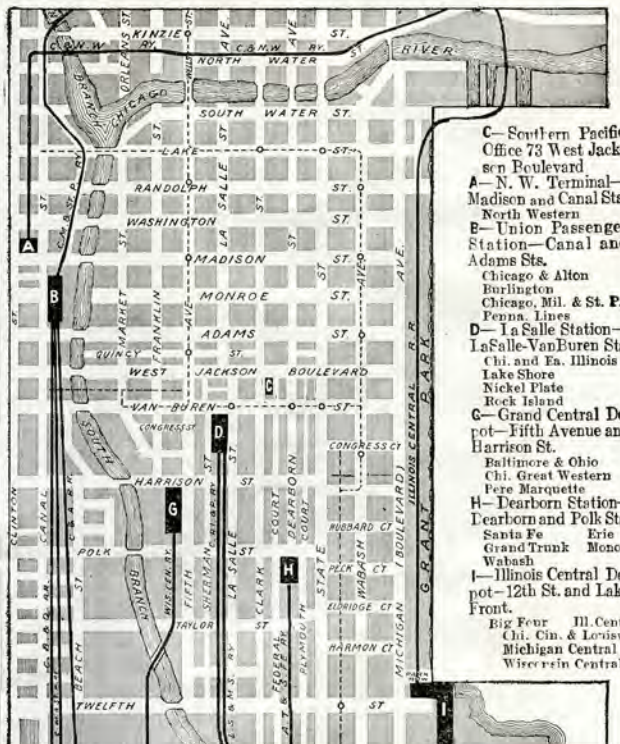
E.F.—Extra fare train, Chicago to New York

OREGON SHORT LINE RAILROAD OGDEN, YELLOWSTONE, BUTTE

	3	13-113	1	Miles	DESTINATIONS	2	4	114-14
	* 4 00	* 9 15	* 1 10	0	Lv.....Ogden.....Ar	9 10	3 35	8 55
				81	Lv.....Oxford.....Lv	6 37		6 03
				111	Lv.....McCammon.....Lv	5 40	12 30	5 10
	7 20	1 05	5 50	134	Lv.....Pocatello.....Lv	4 40	11 35	4 25
	8 45	2 30	7 30	158	Lv.....Blackfoot.....Lv	3 05	10 20	12 12
	9 40	3 17	8 18	184	Ar.....Idaho Falls.....Ar	2 00	9 28	11 20
	10 30	4 10	9 12					
		4 15	10 00	184	Lv.....Idaho Falls.....Lv		11 15	
		6 30	12 10	237	Ar.....Marysville.....Lv		* 9 00	
				292	Ar.....Yellowstone Station.....Lv			
		12 25	264	Lv.....Monida.....Lv	11 23	6 35		
	2 05		279	Lv.....Lima.....Lv	10 45	6 00		
	3 19	1 34	302	Lv.....Red Rock.....Lv	9 44	5 02		
	4 05	2 22	327	Lv.....Dillon.....Lv	8 44	4 05		
	5 15		358	Lv.....Melrose.....Lv	7 35	2 58		
	6 40	4 50	399	Ar.....Silver Bow.....Lv	6 20	1 50		
	7 00	5 10	396	Ar.....Butte.....Lv	6 00	* 1 30		

Light face figures A. M. Dark face figures P. M. *—Daily. †—Daily except Sunday. C. T.—Central Time. E. T.—Eastern Time. E. F.—Extra Fare Train Chicago to New York.

SECTION MAP OF CHICAGO



- C—Southern Pacific Office 73 West Jackson Boulevard
- A—N. W. Terminal—Madison and Canal Sts.
- North Western
- E—Union Passenger Station—Canal and Adams Sts.
- Chicago & Alton
- Burlington
- Chicago, Mil. & St. P. Penna. Lines
- D—La Salle Station—LaSalle-VanBuren Sts. Chi. and Ea. Illinois
- Lake Shore
- Nickel Plate
- Rock Island
- G—Grand Central Depot—Fifth Avenue and Harrison St.
- Baltimore & Ohio
- Chi. Great Western
- Pere Marquette
- H—Dearborn Station—Dearborn and Polk Sts.
- Santa Fe
- Erie
- Grand Trunk
- Monon
- Wabash
- I—Illinois Central Depot—12th St and Lake Front.
- Big Four Ill. Cent.
- Chi. Cin. & Louisv
- Michigan Central
- Wisconsin Central

OREGON SHORT LINE R. R. OGDEN, SALT LAKE CITY, BUTTE, SPOKANE PORTLAND

3-17	13	1-5	Miles	DESTINATIONS	18-4	14	6-2
* 4 00	* 9 15	* 1 10	0	Lv.....Ogden.....Ar	3 35	8 55	9 10
5 25	10 55	3 10	49	Lv.....Cache June.....Lv	2 10	7 10	7 40
7 20	1 05	9 17	111	Lv.....McCammon.....Lv	12 30	5 10	5 40
8 50	2 05	10 25	134	Lv.....Pocatello.....Lv	11 35	4 25	4 50
10 30	3 50	12 05	193	Lv.....Mindoka.....Lv	9 35	2 30	2 35
11 45	5 15	1 30	242	Lv.....Shoshone.....Lv	8 15	1 04	12 30
1 15	6 55	3 25	294	Lv.....Glenn's Ferry.....Lv	6 30	11 05	10 15
f 8 42	5 17	345	Lv.....Orchard.....Lv	f 9 22	f 8 15		
3 50	9 40	6 05	379	Ar.....Nampa.....Lv	3 50	8 15	6 20
4 00	9 50	6 30	379	Lv.....Nampa.....Ar	3 30	8 10	5 45
4 50	10 35	7 15	399	Ar.....Boise.....Lv	2 40*	7 30	6 00
		6 15	379	Ar.....Nampa.....Ar	3 50		6 10
		6 44	388	Lv.....Caldwell.....Lv			5 48
		7 48	421	Lv.....Ontario.....Lv			4 29
		9 20	461	Ar.....Huntington.....Lv	1 45		3 10
		8 35	461	Lv.....Huntington.....Ar	12 35		1 55
		11 05	508	Lv.....Baker.....Lv			
		1 20	560	Lv.....La Grande.....Lv	8 35		9 40
		2 48	593	Lv.....Huron.....Lv			7 30
		4 25	624	Ar.....Pendleton.....Lv	5 15		5 25
		7 00	634	Lv.....Pendleton.....Ar	5 00		6 50
		5 35	882	Ar.....Spokane.....Lv	7 00		6 00
		4 35	634	Lv.....Pendleton.....Ar	5 15		5 15
		6 15	678	Ar.....Umatilla.....Lv	3 45		3 15
			678	Lv.....Umatilla.....Ar			
			924	Ar.....Spokane.....Ar			
		6 20	678	Lv.....Umatilla.....Ar	3 40		3 10
		7 50	724	Lv.....Arlington.....Lv	2 20		1 28
		9 45	777	Lv.....The Dalles.....Lv	12 35		11 15
		10 30	799	Lv.....Hood River.....Lv	11 53		10 20
		12 45	855	Ar.....Portland.....Lv	* 10 00		* 8 00

NETHERLANDS ROUTE—SOU. PAC. SACRAMENTO RIVER BOATS—DAY AND NIGHT SCHEDULES



COAST LINE - SAN FRANCISCO, OAKLAND, SAN JOSE



AND PASO ROBLES HOT SPRINGS, SANTA BARBARA, LOS ANGELES

SEE PAGE 21, SCHEDULES LOS ANGELES, EL PASO, NEW ORLEANS, EAST WELLS, FARGO & CO. EXPRESS

10 Daily	76 Daily	18 Daily	24 Daily	22 Daily	20 Daily	Miles	DESTINATIONS	Elevation	17 Daily	75 Daily	9 Daily	19 Daily	21 Daily	23 Daily
8 10	8 00	4 00	9 00	8 05	8 00	0	Lv. San Francisco (3d & Townsend)	Ar. 6	8 30	9 30	9 15	9 30	11 45	4 00
9 03			9 53			30	Lv. Palo Alto	Lv. 57					10 53	3 03
			10 20			44	Lv. Santa Clara	Lv. 71						2 40
9 30	9 00	5 10	10 30	9 10	9 00	47	Ar. San Jose (Market St.)	Lv. 85	7 05	8 19	8 00	3 24	10 30	2 33
6 40	6 40	2 40	8 00	6 40	6 40	0	Lv. San Francisco (Market St.)	Ar. 16	9 30		2 50			5 50
7 20	7 20	3 16	8 36	7 15	7 15	8	Lv. Oakland (First & Bldg)	Ar. 15	8 48		2 10			5 09
6 50	6 50	2 30	7 50	6 30	6 30	0	Lv. Berkeley	Ar. 87	9 37		2 57			5 57
7 05	7 05	2 25	8 24	7 05	7 05	0	Lv. Alameda (Park St.)	Ar. 15	9 20		2 20			5 20
7 26	7 26	3 23	8 44	7 22	7 22	11	Lv. Fruitvale	Ar. 32	8 37		2 03			5 00
8 50	8 50	4 55		8 55	8 55	45	Ar. Santa Clara	Lv. 71						3 45
9 42	9 03	6 18	10 35	9 18	9 04	47	Ar. San Jose (Market St.)	Ar. 85	6 50	8 15	7 55	8 20	10 20	2 25
10 30			11 23			71	Lv. Morganhill	Lv. 500						1 38
10 50			11 45	10 12		81	Lv. Gilroy	Lv. 192	5 53				9 35	1 18
11 05			11 59			87	Lv. Sargent	Lv. 133						1 00
11 35	10 20	6 40	12 25	10 50	10 26	100	Ar. Pajaro	Lv. 22	5 10	6 58	6 30	7 05	9 00	12 35
8 05	8 05	5 15	11 25	9 30	9 30	0	Lv. Santa Cruz	Ar. 17	10 15	10 15	10 15	7 50	10 00	11 30
8 49	8 49	6 01	12 10	10 15	10 15	18	Lv. Watsonville	Ar. 23	9 30	9 30	9 30	7 10	9 10	12 44
8 55	8 55	6 10	12 20	10 20	10 20	20	Ar. Pajaro	Lv. 22	9 25	9 35	9 25	7 05	9 05	12 40
7 45	7 45	5 35		9 40	9 40	0	Lv. Pacific Grove	Ar. 60	8 25	8 25	8 25	7 35	9 25	
7 55	7 55	5 50		9 50	9 50	3	Lv. Monterey	Ar. 5	8 18	8 18	8 18	7 25	9 15	
7 59	7 59	5 55		9 58	9 58	4	Lv. Del Monte	Ar. 10	8 10	8 10	8 10	7 21	9 11	
8 30	8 30	6 30		10 30	10 30	18	Ar. Castroville	Lv. 15	7 35	7 35	7 35	6 50	8 40	
11 35	10 20	6 40	12 40	10 50	10 26	100	Lv. Pajaro	Ar. 22	5 10	6 58	6 30	7 05	9 00	12 35
12 05	10 37	7 10	1 10	11 15	10 46	110	Lv. Castroville	Ar. 15	4 40	6 36	6 10	6 40	8 35	12 07
12 28	10 55	7 30	1 45	11 40	11 03	118	Lv. Salinas	Lv. 43	4 25	6 23	5 55	6 23	8 15	11 50
12 47			2 02			129	Lv. Chualar	Lv. 101	f 3 58					11 01
12 56			2 11			135	Lv. Gonzales	Lv. 127	f 3 48					10 42
1 15			2 20			144	Lv. Soledad	Lv. 180	f 3 35					7 22
1 33	8 10		2 27	12 17		152	Lv. Metz	Lv. 231	f 3 21					7 05
1 55			2 30	12 51		164	Lv. King City	Lv. 331	f 3 01		f 4 42			6 45
2 12			2 33	13 15		173	Lv. San Lucas	Lv. 395	f 2 47					6 31
2 30	11 23	9 20	2 33	13 34	1 25	183	Lv. San Ardo	Lv. 451	2 30	f 4 55	4 10	f 4 50	f 6 15	9 25
2 57			2 37	13 57	1 48	196	Lv. Bradley	Lv. 538	f 1 55					f 5 51
3 12			2 42	14 18		204	Lv. McKay	Lv. 540	f 1 40					f 5 37
3 20			2 46	14 42	2 07	207	Lv. San Miguel	Lv. 615	1 33					f 5 31
3 42	1 12	10 20	2 40	14 24	1 18	216	Lv. Paso Robles Hot Springs	Lv. 721	1 12	4 05	3 05	4 00	5 15	8 30
3 56			2 45	14 48	2 34	222	Lv. Templeton	Lv. 772	f 12 57					f 5 03
			2 50	15 09		228	Lv. Atascadero	Lv. 728						f 5 03
			2 55	15 29		230	Lv. Eagle	Lv. 995						f 5 03
4 25	1 47	11 05	3 02	15 50	1 55	236	Lv. Santa Margarita	Lv. 995	12 33	3 35	2 30	3 28	4 40	7 55
5 30	2 40	12 15	3 05	16 10	2 45	252	Lv. San Luis Obispo	Lv. 237	11 30	2 45	1 25	2 40	3 50	7 00
5 43			3 07			258	Lv. Edna	Lv. 224	11 03					f 3 29
5 54			3 10			263	Lv. Pismo	Lv. 25	10 46					f 3 14
6 03			3 13			266	Lv. Oceano	Lv. 77	10 40					f 3 08
6 30		1 05	3 16			277	Ar. Guadalupe	Lv. 79	10 20		12 15			2 48
6 37			4 55			0	Lv. Guadalupe (P. C. E.)	Ar. 79	9 50					2 30
7 05			5 25			9	Ar. Santa Maria	Lv. 9	9 20					2 00
6 58			5 13			288	Lv. Casimira	Lv. 283	f 9 50					f 2 24
7 33	2 05		5 40			303	Lv. Surf	Lv. 45	9 15		11 20	1 15	f 1 52	
8 25			6 28			325	Lv. Concepcion	Lv. 108	f 8 27					f 1 06
8 57			6 55			339	Lv. Gaviota	Lv. 92	7 59					12 42
9 35			7 30			355	Lv. Naples	Lv. 92	7 30					f 12 14
9 57			7 45			363	Lv. Goleta	Lv. 37	7 06					f 12 01
10 20	6 15	4 40	8 05	6 15	6 20	371	Ar. Santa Barbara	Ar. 2	6 45	11 15	8 50	11 15	11 45	11 55
10 25	6 20	4 45	8 15	6 20		376	Lv. Santa Barbara	Ar. 2	6 35	11 10	8 50	11 10	11 35	11 38
			7 10			371	Lv. Summerland	Lv. 47						6 15
			7 25			376	Lv. Carpinteria	Lv. 7						6 58
			7 35	8 34		381	Ar. Ventura	Lv. 43	5 36		f 8 20	f 10 17	10 43	10 42
		5 40	8 08	9 04		398	Lv. Ventura	Ar. 43	2 15			10 00	10 00	2 15
5 40	11 30					414	Ar. Nordhoff	Lv. 720	1 20			9 00	9 00	1 20
3 13	11 30					399	Lv. Ventura	Ar. 43	5 35		7 45	10 17	10 43	10 42
3 13	11 40	5 40	8 08	9 04		404	Ar. Montalvo	Ar. 88	f 5 23					10 25
3 23	11 52	6 00		9 20		408	Lv. Oxnard	Lv. 45	5 12		7 24			10 25
	1 08			f 10 31		438	Lv. Santa Susana	Lv. 963	4 10					9 35
	1 34			f 7 41		446	Lv. Chatsworth	Lv. 925	f 3 49					f 9 16
	2 05	8 10		11 15		464	Ar. Burbank	Lv. 554	3 05		5 30			f 8 40
3 25			8 20			0	Lv. Montalvo	Ar. 88						10 25
3 35			8 30			5	Lv. Saticoy	Lv. 145						10 15
3 56			8 49			12	Lv. Santa Paula	Lv. 286						10 00
4 15			9 12			22	Lv. Fillmore	Lv. 474						9 42
5 17			10 20			45	Lv. Saugus	Lv. 1161						8 47
5 25			10 27			49	Lv. Newhall	Lv. 1270						8 37
5 50			10 50			55	Lv. Fernando	Lv. 1063						8 10
6 15	2 05	8 10	11 15	11 15	9 30	464	Lv. Burbank	Ar. 554	3 05		5 30		f 8 40	7 45
6 50	2 35	9 30	11 55	11 45		475	Ar. Los Angeles	Lv. 291	2 30	8 00	5 00	8 00	8 10	7 15

EQUIPMENT

Nos. 19 and 20. SHORE LINE LIMITED. Pullman Parlor Cars, Observation Parlor Car, Composite Car (lounging parlor, library and writing desk), Dining Cars, San Francisco and Los Angeles. Pullman Parlor Car, Del Monte and Los Angeles. First-class pay tickets only in connection with Pullman tickets.

Telephone Connections at San Francisco and Los Angeles, in Observation Cars for thirty minutes before departure.

Nos. 21 and 22. THE COASTER. Reclining Chair Cars and Smoker between San Francisco and Los Angeles. Diner San Francisco to Santa Barbara, and Los Angeles to Pajaro. All tickets honored. Second-class tickets honored in smoker and second-class car.

Nos. 9 and 10. SUNSET EXPRESS. Electric Lighted. Standard Sleepers. Observation Car, Reclining Chair Cars, San Francisco and New Orleans. Pullman Standard Sleeper, Chicago to San Francisco on No. 9.

Diner, San Luis Obispo to Los Angeles; Los Angeles to San Francisco.

Tourist Sleepers, San Francisco and New Orleans, St. Louis, Chicago, and Washington. Thursday Car connect Los Angeles for New Orleans and Washington. No passengers carried locally on No. 9, Salinas to San Francisco.

Nos. 75 and 76. THE LARK. Electric Lighted throughout. Pullman Standard Sleepers and Observation Car San Francisco and Los Angeles. Dining Car, San Francisco to Los Angeles, San Luis Obispo to San Francisco. First-class pay tickets only, in connection with Pullman tickets. No passengers carried locally between San Francisco and San Jose or between Surf and Los Angeles in either direction.

Nos. 17 and 18. LOS ANGELES AND SAN FRANCISCO. PASSENGER. Reclining Chair Cars, Standard and Tourist Sleepers San Francisco and Los Angeles; San Francisco to Chicago on No. 18 (on No. 4 East of Los Angeles). Diner, San Francisco to San Luis Obispo, Santa Barbara to Los Angeles; Los Angeles to San Luis Obispo; Pajaro to San Francisco. All class tickets honored except no passengers carried locally on No. 13 between San Francisco and points north of Salinas.

Light face figures A. M.

Dark face figures P. M.

* Daily.

† Daily except Sunday.

f Flag stop to receive or discharge passengers.

a Trains 18 and 9 do not carry local passengers between any stations San Francisco and Salinas.

s Stops to discharge passengers only.

Local Service San Francisco, San Jose, Salinas, see page 30.

For Equipment Trains Nos. 10 and 9, see page 8.

NOTE—Highest points on above line: Tunnel No. 1, 1340 feet between Santa Margarita and San Luis Obispo; next highest point, Hasson, 1118 feet, between Santa Susana and Chatsworth.

SUNSET EXPRESS

The Comfortable Way South and East.
San Francisco, New Orleans, Washington, D. C.
SOUTHERN PACIFIC ATLANTIC S. S. LINES
A Sea Trip in Modern Palaces of Comfort. New Orleans and New York.

STOCK THRIVES IN THE OPEN DURING CALIFORNIA WINTERS



SAN JOAQUIN VALLEY LINES—SAN FRANCISCO, OAKLAND
FRESNO, BAKERSFIELD, LOS ANGELES



SEE PAGE 21, SCHEDULES LOS ANGELES, EL PASO, NEW ORLEANS—EAST

WELLS, FARGO & CO. EXPRESS

Table with columns for departure times (e.g., 7:00, 9:40, 6:20) and destinations (e.g., San Francisco, Oakland, Berkeley, Sacramento, Stockton, Tracy, Fresno, Los Angeles). Includes sub-headers like 'Daily', 'Motor Daily', and 'No. 108 Daily'. A detailed legend at the bottom explains symbols like 'Light face figures A. M.', 'Dark face figures P. M.', and various train types.

THE LARK—13 1-2 HOURS BY NIGHT—SAN FRANCISCO-LOS ANGELES COAST LINE



SAN FRANCISCO OR LOS ANGELES AND COALINGA, PORTERVILLE, FRIANT, McKITTRICK, MONARCH-OWENYO

WELLS, FARGO & CO. EXPRESS



SAN FRANCISCO OR LOS ANGELES AND GOSHEN JUNCTION, HANFORD, LEMOORE, COALINGA

107-63 Daily	61 Daily	31 Daily	83-65 Daily	86-78 Daily	8-69 Daily	32-8 Daily	84-67 Daily	82-36 Daily	Miles	STATIONS		62-15 Daily	60-108 Daily	64-7 Daily	64-7 Daily	94 Daily	32 Daily	68 Daily	70 Daily
				9 40	10 40	9 00	8 40	7 40	0	Lv. San Francisco	Ar	7 50	4 30	4 10	7 30	7 10			
				10 10	11 07	9 27	9 07	8 07	4	Lv. Oakland Pier	Ar	7 20	4 00	3 43	7 02	6 40			
				10 17	11 13		9 14		6	Lv. Oakland (16th St.)	Ar	7 14		3 35					
				11 03	12 02		9 58		32	Lv. Port Costa	Ar	4 25		2 50		5 30			
				12 55	1 50	1 50	12 10	10 40	83	Lv. Tracy	Lv	12 30	1 20	1 40	4 41	3 55			
				6 15	6 30	6 30	3 50	3 50	198	Lv. Fresno	Lv	12 30	10 10	10 10	12 01	12 01			
				7 15	7 40	7 40	5 02	5 02	241	Ar. Goshen Junc.	Lv	8 05	8 57	8 57	10 40	10 40			
7 30			9 20	7 00					170	Lv. Los Angeles	Ar	7 05	7 35						
3 15			7 00	2 08					244	Lv. Bakersfield	Ar	10 30	11 45						7 50
5 50			8 57	3 57					244	Ar. Goshen Junc.	Lv	7 55	9 40						7 55
5 50	10 45	7 20	9 05	7 30	8 00	8 00	5 05	5 05	241	Lv. Goshen Junc.	Ar	7 35	8 45	8 45	10 35	10 35	3 45	4 40	6 25
6 20	11 15	7 40	9 30	7 52	8 25	8 25	5 30	5 30	254	Ar. Hanford	Lv	7 08	8 12	8 12	10 05	10 05	3 10	4 15	5 55
6 30	11 25	7 50	9 40	8 00	8 35	8 35	5 40	5 40	258	Ar. Armona	Lv	6 55	8 00	8 00	9 45	9 45	2 50	3 45	5 45
6 45	11 35			8 15	8 45	8 45			262	Ar. Lemoore	Lv	6 45	7 50	7 50			2 40		
6 50	11 45			8 25	8 50	8 50			265	Ar. Rossi	Lv	6 31	7 42	7 42			11 50		
				8 56	9 25	9 25			281	Ar. Huron	Lv	6 00	7 13	7 13					
				9 10	9 40	9 40			288	Ar. Turk	Lv	5 46	7 00	7 00					
				9 30	10 00	10 00			297	Ar. Coalinga	Lv	5 30	6 45	6 45					

SAN FRANCISCO OR LOS ANGELES AND GOSHEN JUNCTION, PORTERVILLE, BAKERSFIELD

30	68	94	308	7-64	83-304	302	86-12	84-90	Mis	STATIONS		11-87	301	7	303	61-108	71	307	63-8	29-8	311	
										Lv. San Francisco	Ar	7 50	4 10	7 10								
										Lv. Oakland Pier	Ar	7 20	3 43	6 40								
										Lv. Oakland, 16th St.	Ar		3 35	6 30								
										Lv. Tracy	Ar	4 55	1 20	3 50								
										Lv. Fresno	Ar	12 30	10 10	11 50								
										Ar. Goshen Junc.	Lv	10 40	8 55	10 40								
										Lv. Los Angeles	Ar				7 35							
										Lv. Bakersfield	Ar				11 45							
										Ar. Goshen Junc.	Lv				9 40							
										Lv. Goshen Junc.	Ar	9 25	7 15	10 35	8 50	9 30	9 00	3 45	5 20	7 45	10 50	
										Ar. Visalia	Lv	9 00	6 50	10 13	*8 25	9 10	8 35	*3 17	5 05	*7 20	10 25	
										Lv. Farmersville	Ar	8 44	6 30	f 9 58	8 50			13 04	7 45		f 10 10	
										Lv. Exeter	Ar	*8 35	6 22	9 50	*8 40	No 309	*2 55	4 35			10 00	
										Lv. Lindsay	Lv		6 05	9 30							* 9 42	
										Lv. Porterville	Lv	*5 40	8 02					5 20		*3 50	* 9 15	
										Lv. Terra Bella	Lv		f 8 42					4 57				
										Lv. Duocor	Lv		f 8 33					4 46				
										Lv. Famoso	Lv		f 7 45					3 55				
										Lv. Bakersfield	Lv		* 7 10					3 15				

VISALIA ELECTRIC RAILROAD

*11 20	* 9 10	* 5 00	* 3 42	*12 43	*10 13	*8 50	*7 20	*5 50	0	Lv. Visalia <th>Ar <th>8 40</th> <th>9 59</th> <th>11 21</th> <th>12 40</th> <th>3 06</th> <th>7 35</th> <th>11 19</th> <th></th> <th></th> </th>	Ar <th>8 40</th> <th>9 59</th> <th>11 21</th> <th>12 40</th> <th>3 06</th> <th>7 35</th> <th>11 19</th> <th></th> <th></th>	8 40	9 59	11 21	12 40	3 06	7 35	11 19			
12 07	9 57	6 57	4 23	1 35	11 03	9 45	8 15	6 41	21	Ar. Lemon Cove	Lv	7 45	9 01	10 27	11 46	2 13	6 40	10 39			
	10 15	6 17	5 07	1 53	11 21	8 35	7 13	29	Ar. Woodlake	Lv	7 25	*8 41		*11 26	1 55	*6 20	*10 15				
			4 57				10 05	7 02	29	Ar. Redbanks	Lv	*7 02		*10 07							

FRESNO, SANGER, EXETER

16	Motor	14	Mis	STATIONS		13	Motor	95
* 6 20	*12 45	* 6 30	0	Lv. Fresno	Ar	8 30	12 01	6 45
7 02	1 26	7 11	14	Lv. Sanger	Lv	7 53	11 23	6 08
7 28	1 50	7 38	24	Lv. Reedley	Lv	7 25	10 53	5 40
7 40	2 02	7 50	30	Lv. Dinuba	Lv	7 14	10 41	5 28
f 7 50	f 2 12	f 8 00	34	Lv. Monson	Lv	f 7 03	f 10 31	f 5 16
8 30	2 55	8 40	52	Ar. Exeter	Lv	6 25	* 9 51	4 35
		12 01	69	Ar. Porterville	Lv	* 5 40	9 02	* 3 50
			104	Ar. Famoso	Lv		* 7 45	

FRESNO, CLOVIS, FRIANT

106	104	102	STATIONS		101	103	109
* 3 42	*12 30	* 5 40	Lv. Fresno	Ar	8 10	3 10	6 10
f 3 58	f 12 47	f 5 56	Lv. Barton	Ar	f 7 51	f 2 50	f 5 51
4 06	1 25	6 04	Lv. Las Palmas	Lv	7 44	2 42	5 44
4 12	1 01	6 10	Lv. Tarpey	Ar	7 39	2 36	5 39
4 20	1 10	6 17	Lv. Clovis	Ar	7 33	2 30	5 33
4 52	1 45	6 51	Ar. Friant	Lv	* 7 00	* 1 55	* 6 00

SAN FRANCISCO, LOS ANGELES, McKITTRICK

* 9 40	0	Lv. San Francisco	Ar	7 50
4 25	207	Lv. Fresno	Ar	11 50
7 30	294	Ar. Bakersfield	Lv	* 8 50
* 9 40	0	Lv. Los Angeles	Ar	7 05
6 05	170	Ar. Bakersfield	Lv	*10 55
* 8 00	0	Lv. Bakersfield	Ar	5 15
9 10	33	Lv. Buttonwillow	Ar	4 05
f 9 45	47	Lv. Asphalto	Ar	f 3 30
9 50	49	Ar. McKittick	Lv	* 3 30

LOS ANGELES, MOJAVE, OLANCHA, OWENYO

* 7 30	0	Lv. Los Angeles	Ar	7 35
11 41	102	Ar. Mojave	Lv	3 35
12 05	0	Lv. Mojave	Ar	3 15
1 55	33	Lv. Garlock	Lv	1 15
2 25	41	Lv. Rand	Lv	12 47
3 00	49	Ar. Searles	Lv	12 25
3 15	53	Ar. Rademacher	Lv	12 05
4 10	68	Lv. Inyokern	Lv	11 20
5 00	77	Lv. Brown	Lv	10 50
7 50	114	Lv. Olancha	Lv	8 13
9 00	137	Lv. Lone Pine	Lv	6 50
9 35	144	Ar. Owenyo	Lv	* 6 30

SAN FRANCISCO, LOS ANGELES AND FELLOW

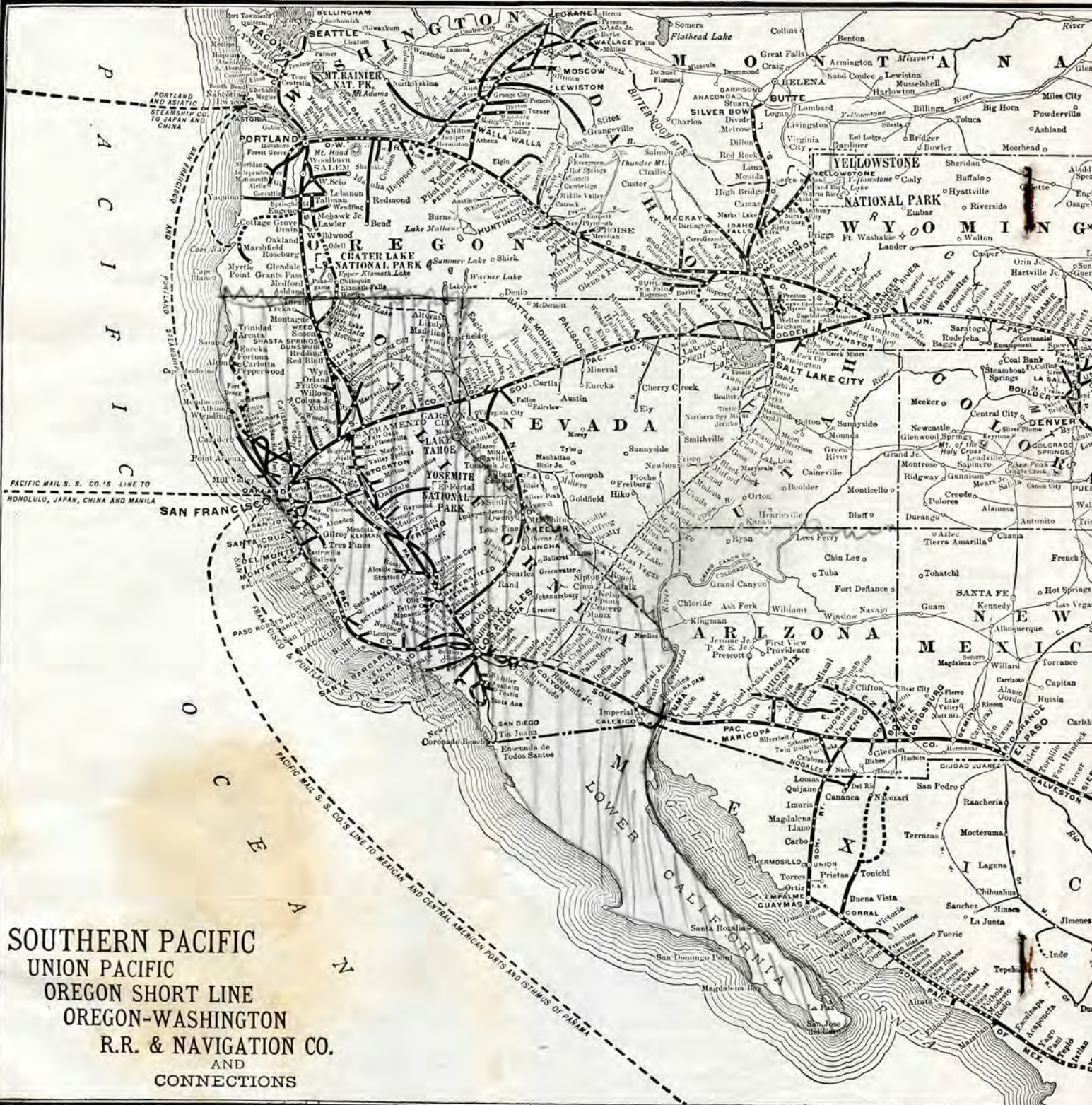
* 9 40	0	Lv. San Francisco	Ar	7 50	
4 25	207	Lv. Fresno	Ar	11 50	
7 30	294	Ar. Bakersfield	Lv	* 8 50	
* 9 40	0	Lv. Los Angeles	Ar	7 05	
6 05	170	Ar. Bakersfield	Lv	*10 55	
* 6 40	* 8 25	0	Lv. Bakersfield	Ar	6 30
8 55	11 00	46	Lv. Moron (Taft)	Lv	4 05
9 05	11 12	52	Lv. Midoll	Lv	3 35
9 10	11 20	54	Lv. Fellow	Lv	3 30
9 15	11 30	56	Ar. Shaie	Lv	* 3 20

SAN FRANCISCO, LOS ANGELES AND MONARCH

* 9 40	0	Lv. San Francisco	Ar	7 50	
4 25	207	Lv. Fresno	Ar	11 50	
7 30	294	Ar. Bakersfield	Lv	* 8 50	
* 9 40	0	Lv. Los Angeles	Ar	7 05	
6 05	170	Ar. Bakersfield	Lv	*10 55	
* 6 40	* 8 25	0	Lv. Bakersfield	Ar	6 30
7 08	9 00	10	Lv. Gosford	Ar	5 57
8 05	10 10	37	Lv. Pentland Junc.	Ar	4 57
8 10	10 10	40	Ar. Hazelton	Lv	4 49
8 15	10 15	42	Ar. Monarch	Lv	* 4 45

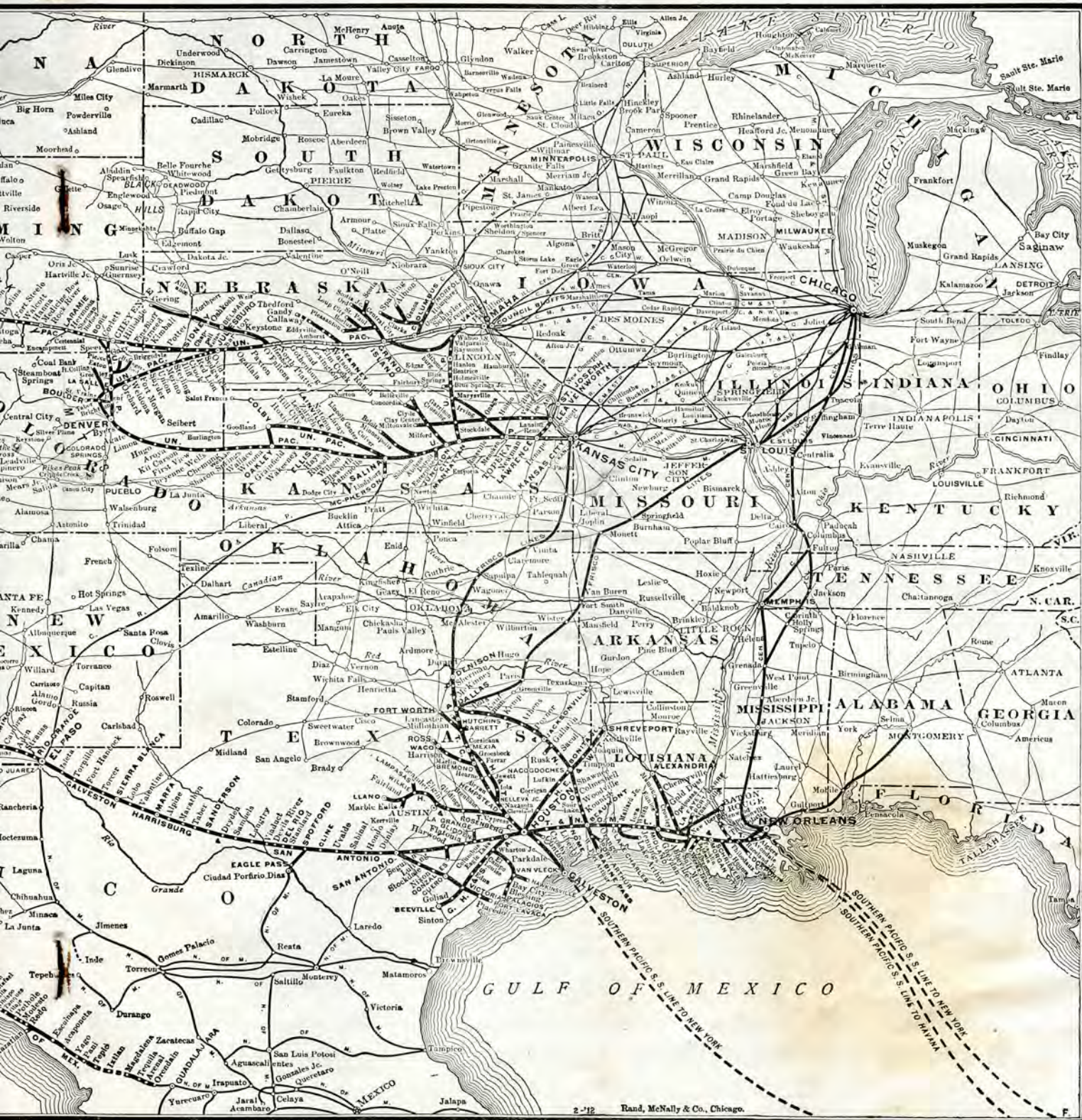
EQUIPMENT

(For schedule, see page 16.)
Train 8-7: VALLEY EXPRESS.
Reclining Chair Cars: San Francisco and Los Angeles.
Dining Car: Meals a la carte. Oakland to Bakersfield. Bakersfield to Merced.
Pullman Tourist Sleeper: San Francisco and Washington via New Orleans. Leaves San Francisco Thursdays only; arrives Wednesdays only.
 Los Angeles Mondays to Chicago via S. P., U. P., C. M. & S. P. (No. 7)
Pullman Standard Sleepers: San Francisco and Los Angeles; Bakersfield and Los Angeles. Goshen Junction to Los Angeles en route from Coalinga. (No. 8.) Bakersfield and Los Angeles (en route San Francisco on Nos. 83 and 84-90 north of Bakersfield.)
Trains 26 and 25: OWL LIMITED.
Dining Car: Meals, Breakfast a la carte; Dinner Table d'Hotel. San Francisco and Fresno Mojave and Los Angeles
Pullman Standard Sleepers: San Francisco and Los Angeles.
Observation Sleeper: San Francisco and Los Angeles.
Buffet Library Car: Writing desk, latest periodicals and books, buffet smoking-room. San Francisco and Los Angeles.
Tickets Honored. First-class pay tickets only, in connection sleeping car tickets. No passengers carried locally.
Trains 50-49: SAN JOAQUIN VALLEY FLYER.
Chair Car: San Francisco and Los Angeles.
Dining Car: Meals a la carte Oakland and Fresno.
Pullman Tourist Sleeper: Fresno to Los Angeles, Mondays and Thurs

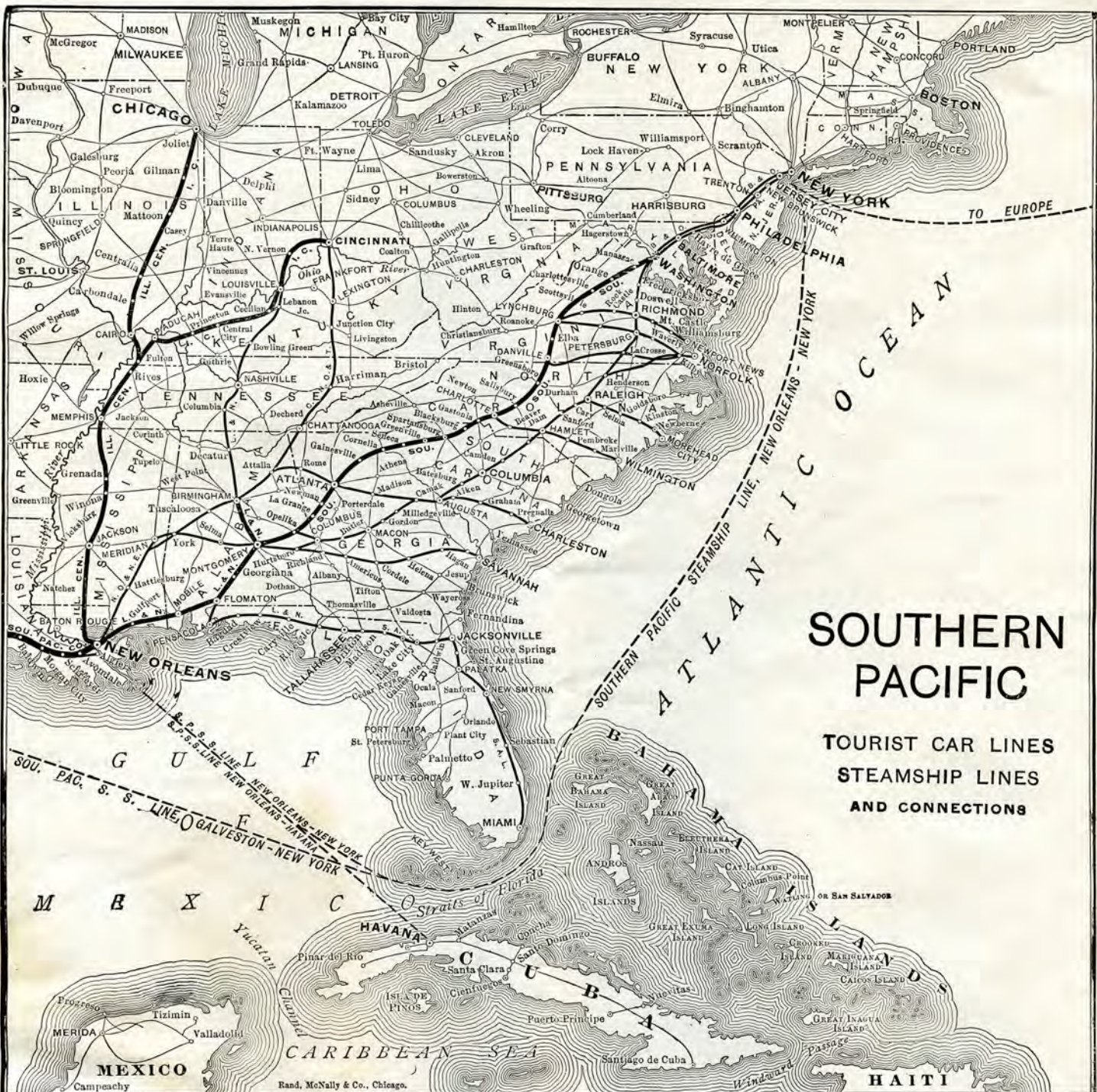


SOUTHERN PACIFIC
UNION PACIFIC
OREGON SHORT LINE
OREGON-WASHINGTON
R.R. & NAVIGATION CO.
AND
CONNECTIONS

SETTLERS WANTED FOR SOUTHERN PACIFIC LANDS IN CALIFORNIA, NEVADA AND UTAH—ADDRESS LAND DEPT SOUTHERN PACIFIC



DEPT SOUTHERN PACIFIC COMPANY, FLOOD BLDG., SAN FRANCISCO, CAL., OR GROSSE BLDG., LOS ANGELES, CAL.



SOUTHERN PACIFIC

TOURIST CAR LINES
STEAMSHIP LINES
AND CONNECTIONS

CALIFORNIA'S FAMOUS HOTELS ALONG THE ROAD OF A THOUSAND WONDERS

Is the title of a beautiful 32 page book picturing in colors and describing the attractive Summer and Winter resorts of California. It is yours for the asking. Fill in the Coupon.

SUNSET TRAVEL BUREAU OF INFORMATION
460 Fourth Street, San Francisco
Herewith 4 cents postage. Please send me "CALIFORNIA'S FAMOUS HOTELS."



SUNSET ROUTE SAN FRANCISCO, LOS ANGELES, EL PASO AND SAN ANTONIO, HOUSTON, NEW ORLEANS



SEE PAGES 15, 16, SCHEDULES SAN FRANCISCO AND LOS ANGELES WELLS, FARGO & CO. EXPRESS

8-16 Daily	2 Daily	18-4 Daily	20-8 Daily	10 Daily	Miles	DESTINATIONS	Eleva-tion	9 Daily	7-19 Daily	1 Daily	3-9 Daily	19-9 Daily	20-8 Daily	10 Daily	Miles	DESTINATIONS	Eleva-tion	9 Daily	7-19 Daily
10 40		4 00	8 00	8 10	0	Lv. San Francisco	Ar 6	9 15	9 30		9 15	9 15	10 35	10 15	1295	Lv. El Paso, Tex. (M.T.), G. H. & S. A.	Ar 3713	6 30	6 00
7 50	3 00	9 45	10 15	3 15	484	Lv. Los Angeles	Ar 291	12 00	6 30	7 15	3 30	5 00	11 35	11 15	1295	Lv. El Paso, Tex. (C. T.)	Ar 3713	7 30	7 00
8 14	3 24	10 09	10 39	3 40	488	Lv. Shorb.	Ar 977	11 36	6 05	6 51	3 07	4 36	12 33	12 13	1316	Lv. Clint	Lv 3630	6 30	6 02
7 35	3 00	9 00		3 10	0	Lv. Pasadena	Ar 827	12 00	6 35	8 10	4 45	7 10	1 29	1 13	1348	Lv. Fort Hancock	Lv 3539	5 31	5 07
8 54	4 13	10 58	11 30	4 35	525	Lv. Pomona	Lv 853	10 30	5 08	6 05	4 58	7 10	2 11	2 05	1365	Lv. Finlay	Lv 3945		4 30
9 21	4 27	11 12	11 45	4 50	515	Lv. Ontario	Lv 980	10 13	4 50	5 53	2 05	3 27	3 18	3 02	1387	Lv. Sierra Blanca	Lv 4512	4 10	3 44
9 50	5 00	11 45	12 20	5 20	540	Ar. Colton	Lv 963	9 32	4 10	5 25	1 35	3 00	4 25	4 10	1456	Lv. Valentine	Lv 4424	12 27	11 30
9 40	4 50	11 40		4 50	0	Lv. San Bernardino	Ar 1039	10 05	8 15	8 15	1 40	3 10	7 59	7 45	1517	Lv. Alpine	Lv 4485	11 25	11 20
9 25	4 32	11 30		4 32	0	Lv. Riverside	Ar 868	10 19	8 12	8 12	1 50	3 12	9 06	8 15	1548	Lv. Marathon	Lv 4043		10 11
10 00	5 05	11 55		5 05	0	Lv. Redlands	Ar 1334	9 20			1 30	2 45	11 25	10 25	1608	Lv. Sanderson	Lv 2728	8 10	7 55
10 00	5 05	11 55	12 30	5 25	540	Lv. Colton	Ar 963	9 23	4 00	5 20	1 30	2 50	12 06	11 03	1629	Lv. Dryden	Lv 2109		11 49
10 15	5 18	12 10	12 45	5 38	545	Lv. Redlands Junction	Lv 1194	9 08	3 45	5 06	1 15	2 50	1 52	12 55	1681	Lv. Langtry	Lv 1321	6 13	4 55
10 45			1 14		554	Lv. El Casco	Lv 1870		3 20			2 32	3 04	3 08	1710	Lv. Comstock	Lv 1556	4 05	3 49
11 15	6 05	1 05	1 50	6 31	563	Lv. Beaumont	Lv 2558	8 28	3 00	4 35	12 42	1 56	5 40	4 50	1782	Lv. Spofford	Lv 1007	1 10	1 05
12 27			2 05	6 47	569	Lv. Banning	Lv 2314	8 13	2 39			1 41	6 20	5 10	1805	Lv. Cline	Lv 917	12 20	12 18
1 30	7 40	2 30	3 35	7 26	589	Lv. Palm Springs	Lv 676	7 14	1 30			12 50	6 55	6 05	1823	Lv. Uvalde	Lv 930	11 42	11 40
1 40			3 42	8 29	612	Lv. Indio	Lv 22	6 20	12 35	2 35	10 55	11 55	7 43	6 50	1845	Lv. Sabinal	Lv 957	10 58	11 02
1 48			3 50	8 37	615	Lv. Coachella	Lv 76	5 57	12 10			11 22	8 09	7 15	1857	Lv. D'Hanis	Lv 881	10 25	10 35
2 00			4 05	8 47	619	Lv. Thermal	Lv 122	5 49	11 57			11 08	8 26	7 33	1866	Lv. Hondo	Lv 890	10 12	10 16
2 22			4 30	8 57	625	Lv. Mecca	Lv 197	5 39	11 45			11 00	8 50	8 57	1876	Lv. Dunlay	Lv 932	9 50	9 58
3 20	9 08	3 58	5 30	10 10	638	Lv. Salton	Lv 264		11 17			11 30	9 23	8 25	1890	Lv. Lucaste	Lv 721	9 23	9 27
3 25			6 00		668	Ar. Imperial Junction	Ar 3	4 28	10 20	1 08	9 28	9 45	10 15	9 30	1915	Ar. San Antonio	Ar 661	8 30	8 30
4 20			7 10		696	Ar. Imperial	Lv 70		7 50			9 45	11 15	10 30	1915	Lv. San Antonio	Ar 661	7 30	6 30
4 30			7 25		699	Ar. El Centro	Lv 2		7 55			8 40	12 04	11 21	1940	Lv. Marion	Lv 642	6 32	5 40
			7 35						9 05			9 45	12 27	11 40	1951	Lv. Seguin	Lv 550	6 07	5 15
			7 50						9 25			1 50	1 06	12 22	1972	Lv. Luling	Lv 407	5 20	4 30
			9 05						7 10			1 38	1 25	12 39	1981	Lv. Harwood	Lv 456	4 55	4 05
			9 31						6 00			12 30	1 48	12 59	1994	Lv. Waelder	Lv 367	4 27	3 31
			11 09		685	Lv. Mammoth	Lv 328		9 37			2 11	2 11	21 20	2006	Lv. Flatonia	Lv 452	4 07	3 12
			11 39		699	Lv. Glamis	Lv 352	3 41	9 10			2 42	1 49	2018	Lv. Schulenburg	Lv 346	3 44	2 47	
			1 25		717	Lv. Ogilby, Cal.	Lv 137	3 16	8 36			3 00	2 13	2026	Lv. Weider	Lv 410	3 25	2 25	
10 50	5 40		1 50	7 33	733	Lv. Yuma, Ariz. (P. T.)	Lv 137	2 45	8 05	11 35	7 55	3 26	2 10	2038	Lv. Glidden	Lv 233	3 03	2 00	
11 59	6 48		2 05	7 33	733	Lv. Yuma, Ariz. (M. T.)	Lv 137	3 35	8 55	12 25	8 45	3 34	2 37	2041	Lv. Columbus	Lv 201	2 57	1 48	
			2 37	747	Lv. Blaisdell	Lv 185		3 09	8 09			4 05	3 15	2057	Lv. Eagle Lake	Lv 174	2 28	1 17	
			3 01	754	Lv. Dome	Lv 187		7 54				5 18	4 35	2088	Lv. Rosenberg	Lv 105	1 25	12 05	
1 09			3 37	771	Lv. Wellton	Lv 253		1 55	7 16			5 26	4 45	2093	Lv. Richmond	Lv 90	1 08	11 45	
			3 57	793	Lv. Mohawk	Lv 540		6 39				6 43	5 02	2101	Lv. Sugarland	Lv 82	12 52	11 30	
2 33	9 20		4 09	827	Lv. Sentinel	Lv 686		12 05	6 09	9 20	5 47	6 30	6 00	2124	Ar. Houston	Lv 64	12 05	10 35	
3 20	10 06		4 26	856	Lv. Gila	Lv 736		11 03	6 05	8 30	5 00	7 00	6 30	2124	Ar. Houston	Lv 64	12 05	10 35	
4 45	11 35		5 00	898	Ar. Maricopa	Lv 1172		9 25	2 24	7 15	3 35		8 10	7 40	2159	Lv. Liberty	Lv 92	11 24	10 06
			5 30	7 00	0	Lv. Maricopa	Ar. A. E. Ar 1172	8 55	2 15	7 05					2159	Lv. Liberty	Lv 92		
7 00			7 15	35	0	Lv. Phoenix	Ar. Phoenix	7 45	1 00	6 00					2188	Lv. Nome	Lv 54	10 20	8 54
8 15			7 45	35	0	Lv. Phoenix	Ar. Phoenix	7 45	1 00	6 00					2188	Lv. Nome	Lv 54		8 37
			8 55	35	0	Lv. Phoenix	Ar. Phoenix	7 45	1 00	6 00					2188	Lv. Nome	Lv 54	9 08	7 36
			9 55	35	0	Lv. Phoenix	Ar. Phoenix	7 45	1 00	6 00					2188	Lv. Nome	Lv 54	9 05	7 31
4 45	11 35		6 50	898	Lv. Maricopa	Ar. Maricopa	Lv 1172	9 06	2 24	7 15	3 35		9 35	8 55	2207	Ar. Beaumont	Lv 32	8 05	6 58
			7 30	919	Lv. Casa Grande	Lv 1395		8 32	1 33				10 18	9 00	2207	Lv. Beaumont	Ar 32	9 05	7 31
			8 42	952	Lv. Red Rock	Lv 1864		7 31	12 32				10 28	9 57	2235	Lv. Orange, Tex.	Lv 21	8 05	6 48
7 15	2 10		10 05	985	Lv. Tucson	Lv 2390		6 30	11 30	4 35	1 32		10 28	9 57	2235	Lv. Echo, La.	Lv 8 05	6 45	
			10 57	999	Lv. Esmond	Lv 110		6 30	11 30	4 35	1 32		10 28	9 57	2235	Lv. Echo, La.	Lv 8 05	6 45	
			11 07	1004	Lv. Vail	Lv 3240		6 30	11 30	4 35	1 32		10 28	9 57	2235	Lv. Echo, La.	Lv 8 05	6 45	
			11 25	1013	Lv. Pantano	Lv 3544		6 53	9 46				11 26	10 50	2268	Lv. Lake Charles	Lv 32	7 01	5 38
			11 56	1024	Lv. Mescal	Lv 4060		4 36	9 18				1 03	12 24	2319	Lv. Crowley	Lv 32	6 13	
			12 25	1033	Lv. Benson	Lv 3575		4 05	8 40	2 38	11 40		1 50	1 05	2341	Ar. LaFayette	Lv 51	4 40	4 01
9 15	4 10		10 54	1054	Lv. Dragon	Lv 4631		3 14	7 40				2 00	1 10	2341	Lv. LaFayette	Lv 51	4 35	3 15
			11 16	1064	Lv. Cochise	Lv 4220		2 42	7 05				2 36	1 41	2360	Lv. New Iberia	Lv 401	2 40	
			12 07	1075	Lv. Wilcox	Lv 4164		2 20	6 39	1 16			3 23	2 22	2385	Lv. Franklin	Lv 314	1 55	
			12 32	1099	Lv. Bowie	Lv 3758		1 27	5 32	12 26	9 30		4 13	3 05	2405	Lv. Morgan City	Lv 2 30	1 11	
			1 11	1115	Lv. Simon, Ariz.	Lv 3609		12 54	4 56				5 04	4 31	2431	Lv. Schreiber	Lv 12 40	11 10	
			1 47	1129	Lv. Steins, N. M.	Lv 4353			4 25				6 15	5 15	2475	Ar. Avondale	Lv 11 30	10 00	
			2 25	1169	Lv. Lordsburg	Lv 4245		11 52	3 35	10 57	8 04		7 25	6 25	2487	Ar. New Orleans, La. (C.T.)	Lv 11 30	10 00	
			3 02	1189	Lv. Separ.	Lv 4502			2 46										
			3 41	1209	Lv. Gage.	Lv 4486			1 56										
			4 29	1234	Lv. Deming	Lv 4215		10 05	1 15	9 19	6 32								
			5 00	1248	Lv. Cambray	Lv 4225			1 20										
			5 44	1270	Lv. Aden	Lv 4390			11 56										



ARIZONA EASTERN RAILROAD CO.

MARICOPA, PHOENIX, CHRISTMAS, HASSAYAMPA, GLEASON, GLOBE

SEE PAGES 21, SCHEDULES SAN FRANCISCO, LOS ANGELES, MARICOPA

WELLS, FARGO & CO. EXPRESS



MARICOPA, TEMPE, PHOENIX

16 Daily	10 Daily	4 Daily	8 Daily	6 Daily	2 Daily	Miles	DESTINATIONS	Elevation	9 Daily	7 Daily	3 Daily	15 Daily	5 Daily	1 Daily
9 25		3 30			7 00	0.	Lv.....Maricopa (M.T.)....Ar	1172			2 15	7 05		8 55
9 40		3 43			7 14	8	Lv.....Sacaton.....Lv				1 56			8 38
9 48					7 20	12	Lv.....Alicia.....Lv				1 48			8 30
10 03		4 07			7 35	21	Lv.....Helena.....Lv				1 32			8 16
10 07					7 40	23	Lv.....Peterson.....Lv				1 28			8 11
10 15	5 05	4 23	1 42	8 18	7 49	27	Ar.....Tempe.....Lv		8 31	11 19	1 21	6 18	6 31	8 05
10 40	5 13	4 45	1 52	8 25	8 40	30	Ar.....Kendall.....Lv		8 25	11 10			6 25	
	5 25		2 05	8 40	8 15	35	Ar.....Phoenix.....Lv	1082	8 15	11 00	1 00	6 00	6 15	7 45

PHOENIX, BOWEN, RAY, WINKLEMAN, CHRISTMAS

	5 Daily	7 Daily	9 Daily	Miles	DESTINATIONS	Elevation	6 Daily	8 Daily	10 Daily		
	6 15	11 00	8 15	0	Lv.....Phoenix (M.T.)....Ar	1082	8 40	2 05	5 25		
	6 33	11 22	8 35	8	Lv.....Tempe.....Lv		8 18	1 42	5 05		
	6 40	11 29	8 44	12	Lv.....Frankenburg.....Lv		8 09		4 54		
	6 50	11 45	8 57	15	Lv.....Mess.....Lv		8 00	1 05	4 45		
	6 52	11 48		16	Lv.....McQueen.....Lv		7 58	12 57			
	6 54	11 50		17	Ar.....Chandler Junction....Lv		7 56	12 55			
	6 54	11 50		17	Lv.....Chandler Junction....Ar		7 56	12 55			
	7 01	11 55		19	Lv.....Falsa.....Lv		7 49	12 50			
	7 11	12 03		23	Lv.....Chandler.....Lv		7 39	12 42			
	7 35	12 20		29	Ar.....Bowen.....Lv		7 15	12 25			
				17	Lv.....Chandler Junction....Ar						
				25	Lv.....Higley.....Lv				4 18		
				10 20	Lv.....Florence.....Lv				3 29		
				10 40	Lv.....Price.....Lv				3 07		
				10 54	Lv.....Coehran.....Lv				2 53		
				68	Ar.....Ray Junction.....Lv				2 25		
				81	Lv.....Ray Junction.....Ar						
				81	Lv.....Ray Junction.....Ar						
				88	Lv.....Branaman.....Lv						
				95	Lv.....Hayden.....Lv						
				96	Ar.....Winkleman.....Lv						
				103	Ar.....Christmas.....Lv						
				17	Lv.....Chandler Junction....Ar						
				25	Lv.....Higley.....Lv						
				10 20	Lv.....Florence.....Lv						
				10 40	Lv.....Price.....Lv						
				10 54	Lv.....Coehran.....Lv						
				68	Ar.....Ray Junction.....Lv						
				81	Lv.....Ray Junction.....Ar						
				81	Lv.....Ray Junction.....Ar						
				88	Lv.....Branaman.....Lv						
				95	Lv.....Hayden.....Lv						
				96	Ar.....Winkleman.....Lv						
				103	Ar.....Christmas.....Lv						
				17	Lv.....Chandler Junction....Ar						
				25	Lv.....Higley.....Lv						
				10 20	Lv.....Florence.....Lv						
				10 40	Lv.....Price.....Lv						
				10 54	Lv.....Coehran.....Lv						
				68	Ar.....Ray Junction.....Lv						
				81	Lv.....Ray Junction.....Ar						
				81	Lv.....Ray Junction.....Ar						
				88	Lv.....Branaman.....Lv						
				95	Lv.....Hayden.....Lv						
				96	Ar.....Winkleman.....Lv						
				103	Ar.....Christmas.....Lv						
				17	Lv.....Chandler Junction....Ar						
				25	Lv.....Higley.....Lv						
				10 20	Lv.....Florence.....Lv						
				10 40	Lv.....Price.....Lv						
				10 54	Lv.....Coehran.....Lv						
				68	Ar.....Ray Junction.....Lv						
				81	Lv.....Ray Junction.....Ar						
				81	Lv.....Ray Junction.....Ar						
				88	Lv.....Branaman.....Lv						
				95	Lv.....Hayden.....Lv						
				96	Ar.....Winkleman.....Lv						
				103	Ar.....Christmas.....Lv						
				17	Lv.....Chandler Junction....Ar						
				25	Lv.....Higley.....Lv						
				10 20	Lv.....Florence.....Lv						
				10 40	Lv.....Price.....Lv						
				10 54	Lv.....Coehran.....Lv						
				68	Ar.....Ray Junction.....Lv						
				81	Lv.....Ray Junction.....Ar						
				81	Lv.....Ray Junction.....Ar						
				88	Lv.....Branaman.....Lv						
				95	Lv.....Hayden.....Lv						
				96	Ar.....Winkleman.....Lv						
				103	Ar.....Christmas.....Lv						

PHOENIX, BUCKEYE, HASSAYAMPA

	20 Daily	Miles	DESTINATIONS	Elevation	19 Daily
	11 30	0	Lv.....Phoenix (M.T.)....Ar	1082	3 20
	12 22	16	Lv.....Avondale.....Lv		2 42
	1 10	31	Lv.....Buckeye.....Lv		2 12
	1 40	39	Ar.....Hassayampa....Lv		1 45

COCHISE, PEARCE, GLEASON

	1 Sun. Thur. only	3 Daily ex. Sun. Thur.	Miles	DESTINATIONS	Elevation	4 Daily ex. Sun. Thur.	2 Sun. Thur. only
	8 05	7 15	0	Lv.....Cochise (M.T.)....Ar	4220	1 40	1 30
	9 10	9 00		Lv.....Pearce.....Lv		12 30	12 25
	9 50	10 05		Lv.....Kelton.....Lv		11 40	11 45
	10 30	10 45		Ar.....Gleason.....Lv		11 05	11 15

BOWIE, FT. THOMAS, GLOBE, MIAMI

	10 Daily	12 Tues. Thur. Sat.	Miles	DESTINATIONS	Elevation	9 Daily	11 Mon. Wed. Fri.		
	3 15	7 7	0	Lv.....Bowie (M.T.)....Ar	3758	11 05	6 40		
	4 23	7 57	35	Lv.....Solomon.....Lv		9 57	4 23		
	4 35	10 25	40	Lv.....Safford.....Lv		9 47	3 40		
	4 41	10 44	43	Lv.....Thatcher.....Lv		9 39	2 41		
	5 20	1 01	62	Lv.....Ft. Thomas.....Lv		9 01	1 01		
	6 20	2 48	93	Lv.....San Carlos.....Lv		8 00	11 03		
	7 30	5 30	124	Ar.....Globe.....Lv		6 50	9 10		
			124	Ar.....Globe.....Ar					
			134	Ar.....Miami.....Ar					
	7 50	1 30	8 30					9 48	5 03
	8 13	2 08	9 08					9 15	4 30

Light face figures A. M. Dark face figures P. M. f—Flag stop to receive or discharge passengers. M. T.—Mountain Time.

MESSAGES BY WESTERN UNION TELEGRAPH HANDLED AT ALL SOUTHERN PACIFIC OFFICES
THE QUICK DAY LETTER Blanks on All Trains THE POPULAR NIGHT LETTER

HOMESEEKERS

RATES TO Nevada, Arizona, California

IN EFFECT

March 1 to April 15, 1912, inclusive

Via Southern Pacific Lines

From	Rate
Sioux City	\$26.95
Council Bluffs	25.00
Omaha	25.00
St. Joseph	25.00
Kansas City	25.00
Leavenworth	25.00
Houston	25.00
St. Louis	32.00
New Orleans	32.00
Peoria	32.00
Pittsburg	42.00
Memphis	32.00
Bloomington	32.00
St. Paul	31.75
Minneapolis	31.75
Chicago	33.00
New York	50.00

Note: You may deposit your money with a Southern Pacific agent and he will arrange by telegraph to have tickets delivered at any address on Southern Pacific or any other line.

LOW RATES EAST

FROM PRINCIPAL CALIFORNIA POINTS
Summer excursion round trip tickets at greatly reduced prices.

—SOLD—

May 3, 4, 9, 10, 11, 12, 13, 14, 15, 16, 17, 18, 19, 29, 30

June 6, 7, 8, 13, 14, 15, 17, 18, 19, 20, 24, 25, 27, 28, 29

July 1, 2, 3, 15, 16, 22, 23, 28, 29, 30, 31

August 1, 2, 3, 4, 5, 6, 7, 22, 23, 24, 29, 30, 31

September 4, 5, 6, 7, 8, 11, 12

Minneapolis and St. Paul, April 25, 26, 27

To	Round Trip
Colorado Springs	\$55.00
Atchison	60.00
Leavenworth	60.00
St. Joseph	60.00
Omaha	60.00
Council Bluffs	60.00
Kansas City	60.00
St. Paul	73.50
Minneapolis	73.50
Duluth	79.50
Chicago	72.50
St. Louis	70.00
Houston	60.00
Dallas	60.00
Memphis	70.00
New Orleans	70.00
Washington	107.50
Baltimore	107.50
Philadelphia	108.50
Boston	110.50
New York	108.50
Toronto	95.70
Montreal	108.50
Quebec	116.50
Portland, Me.	113.50

Going limit, 15 Days. Final return limit October 31, 1912. Stopovers permitted en route. Your choice of routes.

SOUTHERN PACIFIC

Dates and Rates will soon be announced from Arizona and Nevada Points.

YOSEMITE NATIONAL PARK—ASK FOR FOLDER, "YOSEMITE VALLEY"



WEST COAST ROUTE TO MEXICO WASHINGTON-SUNSET ROUTE



WELLS, FARGO & CO. EXPRESS

TOURIST CAR SCHEDULE—WASHINGTON-SUNSET ROUTE

TO

WASHINGTON, BALTIMORE, PHILADELPHIA, NEW YORK, BOSTON

Schedule				10	Miles	Via Coast Line				9	Schedule			
Mo	We	Fr	Sa	8 10	0	Lv	San Francisco 3rd St.	Ar	9 15	Su	Tu	Th	Fr	
Mo	We	Fr	Sa	9 30	51	Lv	San Jose	Lv	8 00	Su	Tu	Th	Fr	
Mo	We	Fr	Sa	6 40	0	Lv	San Francisco, Mkt. St. Depot.	Ar	2 50	Su	Tu	Th	Fr	
Mo	We	Fr	Sa	7 20	8	Lv	Oakland 1st & Broadway	Ar	2 10	Su	Tu	Th	Fr	
Mo	We	Fr	Sa	6 50	0	Lv	Berkeley	Ar	2 57	Su	Tu	Th	Fr	
Mo	We	Fr	Sa	7 05	0	Lv	Alameda	Ar	2 20	Su	Tu	Th	Fr	
Mo	We	Fr	Sa	8 50	48	Ar	San Jose	Lv	12 25	Su	Tu	Th	Fr	
Mo	We	Fr	Sa	9 42	51	Lv	San Jose	Ar	7 55	Su	Tu	Th	Fr	
Mo	We	Fr	Sa	8 05	0	Lv	Santa Cruz	Ar	10 15	Su	Tu	Th	Fr	
Mo	We	Fr	Sa	8 48	0	Lv	Watsonville	Ar	9 30	Su	Tu	Th	Fr	
Mo	We	Fr	Sa	7 45	0	Lv	Pacific Grove	Ar	8 25	Su	Tu	Th	Fr	
Mo	We	Fr	Sa	7 55	0	Lv	Monterey	Ar	8 18	Su	Tu	Th	Fr	
Mo	We	Fr	Sa	7 59	0	Lv	Del Monte	Ar	8 10	Su	Tu	Th	Fr	
Tu	Th	Fr	Sa	12 28	118	Lv	Salinas	Lv	5 55	Su	Tu	Th	Fr	
Tu	Th	Fr	Sa	3 42	216	Lv	Paso Robles Hot Springs	Lv	3 05	Su	Tu	Th	Fr	
Tu	Th	Fr	Sa	5 30	252	Lv	San Luis Obispo	Lv	1 25	Su	Tu	Th	Fr	
Tu	Th	Fr	Sa	6 30	277	Lv	Guadalupe	Lv	12 15	Su	Tu	Th	Fr	
Tu	Th	Fr	Sa	10 25	371	Lv	Santa Barbara	Lv	8 50	Su	Mo	We	Th	
Tu	Th	Fr	Sa	11 30	399	Lv	Ventura	Lv	7 45	Sa	Mo	We	Th	
Tu	Th	Fr	Sa	11 52	408	Lv	Oxnard	Lv	7 24	Sa	Mo	We	Th	
Tu	Th	Fr	Sa	2 35	475	Ar	Los Angeles	Lv	5 00	Sa	Mo	We	Th	
	Th			10 40	0	Lv	San Francisco (Market St.)	Ar	7 10	Schedule Train No. 7	We			
	Th			11 07	4	Lv	Oakland Pier	Ar	6 40	Schedule Train No. 7	We			
	Th			11 13	6	Lv	Oakland 16th St.	Ar	6 30	Schedule Train No. 7	We			
	Th			11 31	16	Lv	Richmond	Ar	56 10	See	We			
	Th			12 02	32	Lv	Port Costa	Ar	5 30	See	We			
	Th			1 50	83	Lv	Tracy	Ar	3 50	See	We			
	Th			4 27	152	Lv	Merced	Ar	1 30	See	We			
	Th			6 30	207	Lv	Fresno	Ar	11 50	See	We			
	Th			7 50	241	Lv	Goshen Junc.	Lv	10 40	See	We			
	Th			7 08	0	Lv	Hanford	Ar	11 15	See	We			
	Th			7 20	0	Lv	Visalia	Ar	10 13	See	We			
	Th			3 50	0	Lv	Porterville	Ar	9 02	See	We			
	Th			8 30	251	Lv	Tulare	Ar	8 37	See	We			
	Th			10 55	314	Lv	Bakersfield	Lv	7 10	See	We			
	Th			2 45	382	Lv	Mojave	Lv	2 40	See	We			
	Th			7 05	484	Ar	Los Angeles	Lv	9 40	See	We			
Tu	Th	Fr	Sa	3 15	484	Lv	Los Angeles	Ar	12 00	Sa	Mo	Tu	We	
Tu	Th	Fr	Sa	5 25	540	Lv	Colton	Lv	9 32	Sa	Mo	Tu	We	
Tu	Th	Fr	Sa	10 10	668	Lv	Imperial Junction	Lv	4 28	Sa	Mo	Tu	We	
We	Fr	Sa	Su	10 05	984	Lv	Tucson	Lv	6 30	Fr	Su	Mo	Tu	
We	Fr	Sa	Su	12 25	1033	Lv	Benson	Lv	4 05	Fr	Su	Mo	Tu	
We	Fr	Sa	Su	3 03	1089	Lv	Bowie	Lv	1 27	Fr	Su	Mo	Tu	
We	Fr	Sa	Su	4 51	1049	Lv	Lordsburg	Lv	11 52	Fr	Su	Mo	Tu	
We	Fr	Sa	Su	6 32	1209	Lv	Deming	Lv	10 05	Fr	Su	Mo	Tu	
We	Fr	Sa	Su	11 15	1295	Lv	El Paso	Lv	7 10	Fr	Su	Mo	Tu	
Th	Sa	Su	Tu	10 30	1915	Lv	San Antonio	Lv	8 30	Th	Sa	Su	Mo	
Fr	Su	Mo	Tu	6 30	2124	Lv	Houston	Lv	12 05	Th	Sa	Su	Mo	
Fr	Su	Mo	Tu	6 25	2487	Ar	New Orleans La.	Lv	11 30	We	Fr	Sa	Su	
Fr	Su	Mo	Tu	6 30	2487	Ar	New Orleans La.	Lv	7 05	We	Fr	Sa	Su	
Sa	Mo	Tu	We	3 45	2983	Lv	Atlanta, Ga.	Lv	2 00	Tu	Th	Fr	Sa	
Sa	Mo	Tu	We	11 15	3251	Ar	Charlotte, N. C.	Lv	3 20	Tu	Th	Fr	Sa	
Su	Tu	We	Th	12 35	3259	Ar	Salisbury, N. C.	Lv	1 55	Tu	Th	Fr	Sa	
Su	Tu	We	Th	3 18	3392	Ar	Danville, Va.	Lv	10 57	Mo	We	Th	Fr	
Su	Tu	We	Th	5 14	3458	Ar	Lynchburg, Va.	Lv	9 16	Mo	We	Th	Fr	
Su	Tu	We	Th	10 40	3631	Ar	Washington, D. C.	Lv	4 15	Mo	We	Th	Fr	
Su	Tu	We	Th	12 00	3671	Ar	Baltimore, Md.	Lv	2 45	Mo	We	Th	Fr	
Su	Th	We	Th	2 15	3755	Ar	Philadelphia, Pa.	Lv	12 30	Mo	We	Th	Fr	
Su	Tu	We	Th	4 45	3768	Ar	New York, N. Y.	Lv	10 16	Mo	We	Th	Fr	
Su	Tu	We	Th	11 00	3755	Ar	Boston, Mass.	Lv	12 01	Mo	We	Th	Fr	

Note.—Highest point on above line south of Tucson, Nogales 3863 feet.

Trains 8, 12, 2 and 1, 11, 1, Guaymas and Mazatlan Passenger.

Standard Pullman Sleeper:

Between Los Angeles, Tucson, Guaymas, Mazatlan without change daily, connecting with through Sleepers from San Francisco and New Orleans.

Coaches, Smoker: Between Benson, Guaymas and Mazatlan.

Tickets Honored: All classes.

Tourist Pullman Sleepers: Personally conducted excursions leave San Francisco on train 10 Mondays, Wednesdays, Fridays and Saturdays; and on train 8 Thursdays to Los Angeles, thence train 10 for New Orleans, Washington and East as per schedule above. Note also west bound schedules.

NOGALES AND CANANEA				CORRAL BRANCH			
* 7 40	0	Lv	Nogales	Ar	5 20		
9 31	35	Lv	Santa Cruz	Lv	3 30	d 12 30	0
11 50	77	Lv	Del Rio	Lv	1 40	5 58	78
12 10	86	Ar	Cananea	Lv	* 1 10	7 10	96
				Ar		Ar	Tonichi

CANANEA AND NACO				ALAMOS BRANCH			
* 1 10	0	Lv	Cananea	Ar	12 10		
1 25	77	Ar	Del Rio	Lv	11 50	e 2 40	0
1 30	77	Lv	Del Rio	Ar	11 43	5 15	34
2 30	124	Ar	Naco	Lv	10 40	5 40	39
				Ar		Ar	Alamos

BENSON, FAIRBANKS, NOGALES				MAGDALENA AND GUADALAJARA			
e 12 30	d 12 30	0	Lv	Benson	Ar	3 30	3 30
1 30	1 50	19	Ar	Fairbanks	Lv	1 30	2 43
3 05	3 05	30	Ar	Huachuca	Lv	12 05	2 10
3 00	6 10	62	Ar	Patagonia	Lv	9 20	12 23
3 40	8 30	98	Ar	Nogales	Lv	7 30	d 11 10
* 5 20	0	Lv	Magdalena	Ar	6 00		
6 15	0	Lv	Tequila	Lv	5 00		
7 00	0	Lv	Quiteria	Lv	f 4 10		
7 40	39	Ar	Orendain	Lv	3 35		
8 30	39	Lv	Orendain N. of M.	Ar	3 15		
9 20	64	Ar	Guadalajara	Lv	* 2 00		

Light face figures A.M. Dark face figures P.M. f—Flag stop to receive or discharge passengers. P.T.—Pacific Time. S.T.—Sonora Time, 36 minutes faster than Pacific Time.

*—Daily. †—Daily except Sunday. a—Wed., Fri., Sun. d—Mon., Wed., Fri. e—Tues., Thur., Sat. h Mon., Thur., Fri., Sa. j Sun., Tues., Wed. ||—Meals.



SHASTA ROUTE—ASHLAND, MEDFORD, ROSEBURG, ALBANY PORTLAND, TACOMA, SEATTLE, SPOKANE

SEE PAGE 24, SCHEDULES, SAN FRANCISCO, SACRAMENTO, ASHLAND
WELLS, FARGO & CO. EXPRESS



SAN FRANCISCO, ASHLAND, ROSEBURG, SALEM, PORTLAND

32 Daily	24 Daily	20 Daily	14 Daily	16 Daily	12 Daily	Miles	DESTINATIONS	15 Daily	13 Daily	11 Daily	19 Daily	23 Daily	31 Daily
4 15	9 50	7 35	5 20	4 55	2 10	0	Lv. San Francisco. Ar	6 9	12 30	8 50	11 55	9 30	2 10
4 30	10 04	7 46	5 31	5 06		423	Lv. Ashland. Ar	11 15	4 15	5 55	11 55	9 30	2 50
4 46	10 10	7 51	5 36	5 11		436	Lv. Talent. Lv	10 54	3 53		11 40	9 10	3 10
4 30	10 21	8 04	5 49	5 24		438	Lv. Medford. Lv	10 46	3 44		11 33	9 02	2 41
5 00	10 32	8 12	6 00	5 34		443	Lv. Central Point. Lv	10 35	3 32		11 22	8 45	2 24
5 27	11 02	8 39	6 27	6 00		447	Lv. Gold Hill. Lv	10 20	3 16		11 12	8 34	2 12
5 45	11 22	8 52	6 45	6 17		458	Lv. Woodville. Lv	9 52	2 45		10 46	8 02	1 42
6 10	11 45	9 15	7 05	6 32		466	Lv. Grants Pass. Lv	9 31	2 24		10 30	7 42	1 22
		9 32	7 32	7 00		475	Lv. Grants Pass. Lv	9 29	2 04		10 10	7 20	1 00
		10 08	8 14	7 40		483	Lv. Merlin. Lv	9 35	1 37		9 39		
		10 30	8 37	7 59		495	Lv. Leland. Lv	8 09	1 00		9 05		
		10 50	9 00	8 21		503	Lv. Wolf Creek. Lv	7 49	12 18		8 27		
		11 09	9 09	8 29		509	Lv. Glendale. Lv	7 29	12 16		8 31		
		11 28	9 35	8 55		512	Lv. Reuben. Lv	7 15	11 59		8 08		
		11 56	10 32	9 24		522	Lv. West Fork. Lv	6 46	11 28		7 39		
		12 15	10 43	10 03		532	Lv. Nichols. Lv	6 10	11 05		7 13		
		12 35	10 58	10 18		545	Lv. Riddle. Lv	5 36	10 25		6 43		
		1 03	11 03	10 28		551	Lv. Myrtle Creek. Lv	5 19	10 12		6 30		
		1 25	11 30	10 50		563	Lv. Dillard. Lv	4 49	9 40		6 03		
		1 45	11 40	11 00		574	Lv. Roseburg. Ar	4 20	9 00		5 40		
		1 56				580	Lv. Winchester. Lv	4 00	8 17		5 07		
		2 05				582	Lv. Wilbur. Lv	3 10	8 17		4 57		
		2 22	12 22	11 44		590	Lv. Oakland. Lv	2 20	7 40		4 35		
		2 43				599	Lv. Rose Hill. Lv	1 44	7 27		4 16		
		2 57	1 03	12 27		605	Lv. Yoncalla. Lv	1 22	7 00		4 00		
		3 09	1 21	12 46		610	Lv. Drain. Lv	1 05	6 43		3 47		
		3 30				619	Lv. Comstock. Lv	1 05	6 25		3 30		
		3 44				623	Lv. Divide. Lv	1 05	6 07		3 14		
		3 56	2 25	1 48		628	Lv. Cottage Grove. Lv	1 26	6 42		3 01		
		4 01				630	Lv. Saguinaw. Lv	1 05	6 25		2 53		
		4 05				632	Lv. Walker. Lv	1 05	6 07		2 48		
		4 15				636	Lv. Creswell. Lv	1 05	5 50		2 37		
		4 27				642	Lv. Goshen. Lv	1 05	5 32		2 24		
		4 45	3 13	2 37		648	Lv. Eugene. Lv	12 32	6 00		2 09		
		4 57				654	Lv. Irving. Lv	12 02	5 30		1 49		
		5 13	3 45	3 10		662	Lv. Junction City. Lv	12 02	5 30		1 35		
		5 22				666	Lv. Harrisburg. Lv	12 02	5 30		1 21		
		5 36				675	Lv. Halsey. Lv	12 02	5 30		1 06		
		5 45				680	Lv. Shedd. Lv	12 02	5 30		1 06		
		5 55				686	Lv. Tangent. Lv	12 02	5 30		1 06		
		6 07	4 50	4 18		692	Lv. Albany. Lv	10 57	4 18		12 54		
		6 21				701	Lv. Jefferson. Lv	10 57	4 18		12 42		
		6 30				705	Lv. Marion. Lv	10 57	4 18		12 25		
		6 41				712	Lv. Turner. Lv	10 57	4 18		12 14		
		6 50				715	Lv. Marner. Lv	10 57	4 18		12 02		
		6 59				719	Lv. Salem. Lv	10 57	4 18		11 51		
		7 08	5 43	5 15		724	Lv. Chemawa. Lv	10 57	4 18		11 39		
		7 17				728	Lv. Brooks. Lv	10 57	4 18		11 27		
		7 26				733	Lv. Gervais. Lv	10 57	4 18		11 15		
		7 36				736	Lv. Woodburn. Lv	10 57	4 18		11 03		
		7 46	6 18	5 56		740	Lv. Hubbard. Lv	10 57	4 18		10 51		
		7 57				744	Lv. Aurora. Lv	10 57	4 18		10 39		
		8 07				746	Lv. Barlow. Lv	10 57	4 18		10 27		
		8 18				748	Lv. Canby. Lv	10 57	4 18		10 15		
		8 28				751	Lv. New Era. Lv	10 57	4 18		10 03		
		8 37				756	Lv. Oregon City. Lv	10 57	4 18		9 51		
		8 47	6 58	6 44		761	Lv. Clackamas. Lv	10 57	4 18		9 39		
		8 52				777	Lv. Portland. Lv	10 57	4 18		9 27		
		9 03									9 15		
		9 50	7 40	7 30							9 03		
											8 51		

WEED, MT. HEBRON, MACDOEL, KLAMATH FALLS

16-42 Daily	14-40 Daily	Miles	DESTINATIONS	39-15 Daily	13-41 Daily
8 20	9 40	0	Lv. San Francisco. Ar	9 10	12 30
12 20	7 00	89	Lv. Sacramento. Ar	5 10	11 25
11 45	12 15	48	Lv. Weed. Lv	4 30	9 15
7 45		0	Lv. Portland. Ar	7 30	
4 30		423	Lv. Weed. Lv	11 45	
4 45	12 40	348	Lv. Weed. Ar	11 30	9 00
4 45	12 50	352	Lv. Evans. Ar	11 15	8 50
5 03	12 58	354	Lv. Seger. Ar	11 11	8 43
5 25	1 20	361	Lv. Delaney. Ar	10 47	8 20
5 45	1 40	366	Lv. Morrison. Ar	10 28	8 01
5 55	1 50	369	Lv. Swanston. Ar	10 17	7 50
6 07	2 02	373	Lv. Grass Lake. Ar	10 05	7 38
6 12	2 07	376	Lv. Abner. Ar	10 00	7 33
6 16	2 11	378	Lv. Erickson. Ar	9 56	7 29
6 24	2 19	382	Lv. Penoyar. Ar	9 48	7 21
6 34	2 29	387	Lv. Bray. Ar	9 38	7 11
6 42	2 37	391	Lv. Kegg. Ar	9 30	7 03
6 55	2 45	395	Lv. Jerome. Ar	9 22	6 55
7 03	2 53	399	Lv. Mt. Hebron. Ar	9 15	6 45
7 08	3 09	401	Lv. Macdoel. Ar	9 10	6 39
7 19	3 39	407	Lv. May. Ar	9 09	6 26
7 26	3 38	412	Lv. Dorris. Ar	9 00	6 17
7 36	3 35	416	Lv. Calor. Ar	8 50	6 08
7 53	3 45	423	Lv. Ady. Ar	8 24	5 54
8 00	3 52	427	Lv. Midland. Ar	8 16	5 46
8 15	4 10	434	Lv. Klamath Falls. Ar	8 00	5 30
k 7 00	434		Lv. Klamath Falls. Lv		k 10 25
k 8 30	461		Lv. Chiloquin. Lv		k 8 40

PORTLAND AND SPOKANE

* 9 00	0	Lv. Portland. Ar	11 30	
2 30	187	Lv. Umatilla. Lv	5 50	
11 59	450	Lv. Spokane. Lv	9 00	

CANADIAN PACIFIC RY. S. S. CO.

SEATTLE, VICTORIA, VANCOUVER

* 10 00	* 11 30	* 10 00	Lv. Seattle. Ar	* 9 00	8 30	w 8 00
	2 30	Ar. Victoria. Lv	* 4 30			
* 11 45	† 3 30	Lv. Victoria. Ar	e 2 45			* 7 00
† 8 00	7 30	8 00	8 15	Ar. Vancouver. Lv	e 10 00	* 11 30

GREAT NORTHERN RY.

SEATTLE, BELLINGHAM, VANCOUVER

* 11 45	* 12 05	* 4 35	* 8 00	Lv. Seattle. Ar	3 15	7 00	9 30	8 10
4 30	4 05	6 55	12 35	Ar. Bellingham. Lv	12 05	2 40	6 05	3 00
7 30	6 30	10 00	3 30	Ar. Vancouver. Lv	* 10 00	* 12 15	* 4 00	* 12 15

PACIFIC RAILWAY & NAVIGATION CO.

	† 10 00	0	Lv. Hillsboro. Ar	1 30	
	11 08	16	Lv. Buxton. Lv	12 22	
	12 06	28	Lv. Timber. Lv	11 23	
	4 35	91	Lv. Tillamook. Lv	† 7 00	

OREGON-WASHINGTON RAILROAD & NAVIGATION CO.

364 Daily	12 Daily	370 Daily	362 Daily	Miles	STATIONS	361 Daily	369 Daily	11 Daily	363 Daily
11 00	3 00	1 45	8 30	0	Lv. Portland. Ar	2 30	6 30	5 30	6 45
11 36	3 36	2 25	9 08	9	Lv. Vancouver. Lv	1 52	6 53	4 54	6 00
12 30		3 19	9 59	38	Lv. Kalama. Lv	12 42	4 50		4 50
12 48		3 39	10 19	48	Lv. Kelso. Lv	12 15	4 26		4 21
2 00		4 32	11 15	75	Lv. Winlock. Lv	11 13	3 28		3 15
2 45	5 52	5 08	11 45	89	Lv. Chehalis. Lv	10 40	3 00	2 25	2 40
2 55	6 00	5 20	11 58	93	Lv. Centralia. Lv	10 29	2 48	2 15	2 30
			1 00	0	Lv. Centralia. Ar		2 35		
			1 35	8	Lv. Tono. Lv		2 00		
			12 05	0	Lv. Centralia. Ar	10 20			
			2 10	53	Lv. South Aberdeen. Lv	8 10			
			2 30	58	Lv. Hoquiam. Lv				



SAN FRANCISCO, OAKLAND, ALAMEDA, BERKELEY, SAN JOSE STOCKTON, LODI, GALT, SACRAMENTO



VIA MARTINEZ OR NILES
WELLS, FARGO & CO. EXPRESS

		10 Daily	182 Daily	96 Daily	50 Daily	38 Daily	52-38 Daily	8-136 Daily	32 Daily	84-126 Daily	82 Daily	36-82 Daily	110 Daily	Miles	DESTINATIONS	93 Daily	81 Daily	135-49 Daily	137-181 Daily	3 Daily	31 Daily	31-83 Daily	37 Daily	121-51 Daily	121-85 Daily
		7 00	5 20	4 40	4 20	4 00	3 20	10 40	9 00	8 40	7 40	7 00	2 15	0	Lv. San Francisco (Market St.) Ar	8 30	10 30	12 10	2 50	2 50	4 30	4 10	7 30	10 40	11 10
		7 18	5 38	4 58	4 38	4 18	3 38	10 58	9 18	8 58	7 58	7 18	2 33	5	Lv. Oakland Pier Lv	8 08	10 08	11 48	2 28	2 28	4 08	3 48	7 08	10 18	10 48
		7 10	5 30	4 50	4 30	4 10	3 30	10 50	8 50	8 50	7 50	7 10	2 33	0	Lv. Berkeley Ar	8 37	10 17	11 57	2 57	2 57	4 37	4 20	7 37	10 37	10 57
		6 44	5 44	4 45	3 25	4 25	2 25	10 25	9 25	8 24	8 04	6 45	2 33	0	Lv. Alameda, Park St. Ar	7 40	10 20	12 20	2 20	2 20	4 20	4 20	7 01	11 00	11 40
		7 27	5 47	4 54	4 47	4 54	4 47	11 07	9 07	9 07	7 27	7 27	2 33	5	Lv. Oakland Pier Ar	8 00	10 00	11 40	2 20	2 20	4 20	4 20	7 01	11 00	11 40
		7 34	5 54	4 54	4 54	4 54	4 54	11 13	9 14	9 14	7 35	7 35	2 33	7	Lv. Oakland, 16th St. Ar	9 53	11 34	11 34	2 13	2 13	4 20	4 20	7 01	11 00	11 40
		7 50	5 50	4 50	4 50	4 50	4 50	11 31	9 31	9 31	7 49	7 49	2 33	10	Lv. West Berkeley Ar	11 27	11 27	11 27	2 13	2 13	4 20	4 20	7 01	11 00	11 40
		8 22	6 22	5 22	5 22	5 22	5 22	12 02	10 02	10 02	8 00	8 00	2 33	14	Lv. Stege Lv	11 16	11 16	11 16	2 13	2 13	4 20	4 20	7 01	11 00	11 40
		8 30	6 30	5 30	5 30	5 30	5 30	12 10	10 10	10 10	8 00	8 00	2 33	16	Lv. Richmond Lv	11 16	11 16	11 16	2 13	2 13	4 20	4 20	7 01	11 00	11 40
		8 40	6 40	5 40	5 40	5 40	5 40	12 24	10 24	10 24	8 00	8 00	2 33	18	Lv. San Pablo Lv	11 16	11 16	11 16	2 13	2 13	4 20	4 20	7 01	11 00	11 40
		8 53	6 53	5 53	5 53	5 53	5 53	12 42	10 42	10 42	8 00	8 00	2 33	20	Lv. Pinole Lv	11 16	11 16	11 16	2 13	2 13	4 20	4 20	7 01	11 00	11 40
		9 03	7 03	6 03	6 03	6 03	6 03	12 50	10 50	10 50	8 00	8 00	2 33	24	Lv. Vallejo Junc. Lv	11 16	11 16	11 16	2 13	2 13	4 20	4 20	7 01	11 00	11 40
		9 50	7 50	6 50	6 50	6 50	6 50	1 40	11 40	11 40	8 00	8 00	2 33	30	Lv. Crockett Lv	11 16	11 16	11 16	2 13	2 13	4 20	4 20	7 01	11 00	11 40
															Lv. Port Costa Lv	9 12	10 41	10 41	1 25	1 25	4 20	4 20	7 01	11 00	11 40
															Lv. Martinez Lv	9 05	10 26	10 26			4 20	4 20	7 01	11 00	11 40
															Lv. Avon Lv	8 55	10 13	10 13			4 20	4 20	7 01	11 00	11 40
															Lv. Bay Point Lv	8 55	10 13	10 13			4 20	4 20	7 01	11 00	11 40
															Lv. Pittsburg Lv	8 43	9 59	9 59			4 20	4 20	7 01	11 00	11 40
															Lv. Antioch Lv	8 35	9 52	9 52	12 34	12 34	4 20	4 20	7 01	11 00	11 40
															Lv. Brentwood Lv	8 14	9 27	9 27			4 20	4 20	7 01	11 00	11 40
															Lv. Byron Lv	8 14	9 27	9 27			4 20	4 20	7 01	11 00	11 40
															Lv. Bethany Lv	8 14	9 27	9 27			4 20	4 20	7 01	11 00	11 40
															Lv. Tracy Lv	7 54	8 58	8 58			4 20	4 20	7 01	11 00	11 40
															Lv. Oakland Pier Ar	8 00	10 00	11 40	2 20	2 20	4 00	4 00	7 02	10 15	10 15
															Lv. Oakland, 1st St. Ar	7 50	10 00	11 40	2 10	2 10	3 49	3 49	6 53	10 08	10 08
															Lv. East Oakland Lv	7 50	10 00	11 40	2 10	2 10	3 49	3 49	6 53	10 08	10 08
															Lv. Fruitvale Lv	7 38	10 00	11 40	2 03	2 03	3 39	3 39	6 46	9 59	9 59
															Lv. San Leandro Lv	7 27	10 00	11 40	1 58	1 58	3 28	3 28	6 35	9 48	9 48
															Lv. Lorenzo Lv	7 20	10 00	11 40	1 52	1 52	3 22	3 22	6 35	9 48	9 48
															Lv. Hayward Lv	7 14	10 00	11 40	1 46	1 46	3 17	3 17	6 35	9 48	9 48
															Lv. Decoto Lv	7 07	10 00	11 40	1 40	1 40	3 11	3 11	6 35	9 48	9 48
															Lv. Niles Lv	6 52	10 00	11 40	1 34	1 34	3 05	3 05	6 35	9 48	9 48
															Lv. San Jose Ar	6 40	10 00	11 40	1 28	1 28	2 59	2 59	6 35	9 48	9 48
															Lv. Niles Lv	6 30	10 00	11 40	1 22	1 22	2 53	2 53	6 35	9 48	9 48
															Lv. Sunol Lv	6 20	10 00	11 40	1 16	1 16	2 47	2 47	6 35	9 48	9 48
															Lv. Pleasanton Lv	6 10	10 00	11 40	1 10	1 10	2 41	2 41	6 35	9 48	9 48
															Lv. Livermore Lv	6 00	10 00	11 40	1 04	1 04	2 35	2 35	6 35	9 48	9 48
															Lv. Tracy Lv	5 50	10 00	11 40	0 98	0 98	2 29	2 29	6 35	9 48	9 48
															Lv. Tracy Ar	5 40	10 00	11 40	0 92	0 92	2 23	2 23	6 35	9 48	9 48
															Lv. Lathrop Lv	5 30	10 00	11 40	0 86	0 86	2 17	2 17	6 35	9 48	9 48
															Lv. Stockton Lv	5 20	10 00	11 40	0 80	0 80	2 11	2 11	6 35	9 48	9 48
															Lv. Stockton Ar	5 10	10 00	11 40	0 74	0 74	2 05	2 05	6 35	9 48	9 48
															Lv. Lodi Lv	5 00	10 00	11 40	0 68	0 68	1 59	1 59	6 35	9 48	9 48
															Lv. Acampo Lv	4 50	10 00	11 40	0 62	0 62	1 53	1 53	6 35	9 48	9 48
															Lv. Galt Lv	4 40	10 00	11 40	0 56	0 56	1 47	1 47	6 35	9 48	9 48
															Lv. Elk Grove Lv	4 30	10 00	11 40	0 50	0 50	1 41	1 41	6 35	9 48	9 48
															Lv. Florin Lv	4 20	10 00	11 40	0 44	0 44	1 35	1 35	6 35	9 48	9 48
															Lv. Brighton Lv	4 10	10 00	11 40	0 38	0 38	1 29	1 29	6 35	9 48	9 48
															Lv. Sacramento Lv	4 00	10 00	11 40	0 32	0 32	1 23	1 23	6 35	9 48	9 48

STOCKTON, OAKDALE, MERCED

STOCKTON, OAKDALE, ANGELS, TUOLUMNE

STOCKTON, LODI, VALLEY SPRING

		138 Daily	124 Daily	122 Daily	0 Lv.	11 25	3 45	4 05
		3 05	8 10	9 55	Lv. Stockton Ar	11 25	3 45	4 05
		3 25	8 30	9 15	Lv. Peters Ar	10 57	3 12	3 25
		4 00	9 00	10 30	Ar. Milton Ar		2 40	
		4 22	9 21	10 55	Lv. Peters Ar	10 57	3 15	
		4 28	9 31		Lv. Farmington Lv	10 47	2 52	
		4 40	9 45	11 12	Lv. Oakdale Lv	10 15	1 30	
		4 55	10 08		Lv. Waterford Lv	9 22	12 25	
		5 05	10 20		Lv. Hickman Lv	9 16	12 15	
		5 20	10 27		Lv. Montpellier Lv	9 00	11 55	
		5 28	10 27		Lv. Merced Lv	*7 45		
		5 45	10 45	12 15				

		32 Miles	DESTINATIONS	181
		9 00	Lv. San Francisco Ar	2 50
		1 25	Lv. Stockton Lv	11 40
		1 35	Lv. Stockton Ar	11 25
		2 40	Lv. Oakdale Lv	10 15
		2 45	Lv. Oakdale Ar	10 10
		3 16	Lv. Paulsel Lv	f 9 45
		3 31	Lv. Warnerville Lv	f 9 31
		3 40	Lv. Cooperstown Lv	9 24
		4 08	Lv. Keystone Lv	f 9 01
		4 24	Lv. Chinese Lv	8 45
		4 40	Lv. Jamestown Lv	8 30
		6 30	Lv. Angels Lv	6 45
		4 50	Lv. Jamestown Ar	8 20
		5 06	Lv. Sonora Lv	8 05
		5 50	Lv. Tuolumne Lv	*7 20

		2 15	9 00	0 Lv.	San Francisco Ar	4 30	10 40	10 40
		5 43	1 25	92	Lv. Stockton Ar	12 05	6 35	6 35
		6 05	1 55	104	Lv. Lodi Lv	11 30	6 10	6 10
		8 30	7 00	1 55	Lv. Lodi Ar	11 20	5 50	4 35
		8 47	7 30	1 12	Lv. Lockford Lv	11 06	5 20	4 17
		9 00	7 55	2 25	Lv. Clements Lv	10 57	5 00	4 07
		9 15	8 25	2 40	Lv. Wallace Lv	10 43	4 35	3 53
		9 30	8 50	2 55	Lv. Helmsa Lv	10 25	4 10	3 35
		9 45	9 45	3 10	Lv. Valley Spring Lv	*10 10	3 45	3 20

STOCKTON, GALT, IONE, MARTELL



SAN FRANCISCO, SAN MATEO, REDWOOD, PALO ALTO MOUNTAIN VIEW, SANTA CLARA, SAN JOSE

VIA BAY SHORE
WELLS, FARGO & CO. EXPRESS



Miles	DESTINATIONS	32 Daily	36 ExSun	22 Daily	84 Daily	24 Daily	38 Daily	40 Daily	90 Sat	28 Daily	42 Daily	30 Daily	86 Daily	44 Daily	46 ExSun	48 ExSun	50 ExSun	52 Daily	54 ExSun	56 Daily	10 Daily	58 Daily	60 Daily
0	Lv San Francisco (3rd St.)	6 30	7 00	8 05	8 20	9 00	10 40	11 40	1 20	2 00	2 05	3 00	3 25	4 20	5 05	5 20	5 25	5 40	6 05	6 30	8 10	10 00	11 45
7	Lv Visitation	6 30	7 00	8 05	8 20	9 00	10 40	11 40	1 20	2 00	2 05	3 00	3 25	4 20	5 05	5 20	5 25	5 40	6 05	6 30	8 10	10 00	11 45
9	Lv South San Francisco	6 47	7 17	8 22	8 36	9 21	11 01	11 53	1 38	2 18	2 23	3 16	4 37	5 21	5 36	5 41	5 46	6 01	6 26	6 47	8 27	10 17	12 02
11	Lv San Bruno	6 51	7 21	8 26	8 40	9 25	11 05	12 01	1 42	2 22	2 27	3 20	4 41	5 25	5 40	5 45	5 50	6 05	6 30	6 51	8 31	10 20	12 05
14	Lv Millbrae	6 56	7 26	8 31	8 45	9 30	11 10	12 06	1 47	2 27	2 32	3 25	4 46	5 30	5 45	5 50	5 55	6 10	6 35	6 56	8 36	10 25	12 10
15	Lv Easton	7 01	7 31	8 36	8 50	9 35	11 15	12 11	1 50	2 30	2 35	3 28	4 49	5 33	5 48	5 53	5 58	6 13	6 38	6 59	8 39	10 28	12 12
16	Lv Burlingame	7 05	7 35	8 40	8 54	9 39	11 19	12 15	1 54	2 34	2 39	3 32	4 53	5 37	5 52	5 57	6 02	6 17	6 42	7 03	8 43	10 32	12 15
20	Lv San Mateo	7 05	7 35	8 40	8 54	9 39	11 19	12 15	1 54	2 34	2 39	3 32	4 53	5 37	5 52	5 57	6 02	6 17	6 42	7 03	8 43	10 32	12 15
22	Lv Belmont	7 14	7 44	8 49	9 03	9 48	11 28	12 24	2 01	2 41	2 46	3 39	5 00	5 44	5 59	6 04	6 09	6 24	6 49	7 10	8 50	10 39	12 24
23	Lv San Carlos	7 18	7 48	8 53	9 07	9 52	11 32	12 28	2 05	2 45	2 50	3 43	5 04	5 48	5 63	6 08	6 13	6 28	6 53	7 14	8 54	10 43	12 28
25	Lv Redwood	7 23	7 53	8 58	9 12	9 57	11 37	12 33	2 10	2 50	2 55	3 48	5 09	5 53	6 08	6 13	6 18	6 33	6 58	7 19	8 59	10 48	12 32
28	Lv Fair Oaks	7 28	7 58	9 03	9 17	10 02	11 42	12 38	2 15	2 55	3 00	3 53	5 14	5 58	6 13	6 18	6 23	6 38	7 03	7 24	9 04	10 53	12 36
29	Lv Menlo Park	7 31	8 01	9 06	9 20	10 05	11 45	12 41	2 20	3 00	3 05	3 58	5 19	6 03	6 18	6 23	6 28	6 43	7 08	7 29	9 09	10 58	12 40
30	Lv Palo Alto	7 35	8 05	9 10	9 24	10 09	11 49	12 45	2 25	3 05	3 10	4 03	5 24	6 08	6 23	6 28	6 33	6 48	7 13	7 34	9 14	11 02	12 43
32	Lv Mayfield	7 39	8 09	9 14	9 28	10 13	11 53	12 49	2 30	3 10	3 15	4 08	5 29	6 13	6 28	6 33	6 38	6 53	7 18	7 39	9 19	11 07	12 47
36	Lv Mountain View	7 46	8 16	9 21	9 35	10 20	12 00	12 56	2 34	3 14	3 19	4 12	5 33	6 17	6 32	6 37	6 42	6 57	7 22	7 43	9 23	11 11	12 51
39	Lv Sunnyvale	7 51	8 21	9 26	9 40	10 25	12 05	13 01	2 38	3 18	3 23	4 16	5 37	6 21	6 36	6 41	6 46	7 01	7 26	7 47	9 27	11 15	12 55
41	Lv Lawrence	7 55	8 25	9 30	9 44	10 29	12 09	13 05	2 42	3 22	3 27	4 20	5 41	6 25	6 40	6 45	6 50	7 05	7 30	7 51	9 31	11 19	12 59
43	Lv Santa Clara	8 01	8 31	9 36	9 50	10 35	12 15	13 11	2 46	3 26	3 31	4 24	5 45	6 29	6 44	6 49	6 54	7 09	7 34	7 55	9 35	11 23	13 03
44	Lv San Jose (Market St.)	8 10	8 40	9 45	9 59	10 44	12 20	13 16	2 50	3 30	3 35	4 28	5 49	6 33	6 48	6 53	6 58	7 13	7 38	7 59	9 39	11 27	13 07

SAN JOSE, SANTA CLARA, MOUNTAIN VIEW, PALO ALTO, REDWOOD, SAN MATEO, SAN FRANCISCO

Miles	DESTINATIONS	33 ExSun	35 Daily	37 ExSun	39 Daily	41 ExSun	43 Daily	45 ExSun	47 Daily	49 Daily	51 Daily	53 Daily	55 Daily	57 Daily	59 Daily	61 Daily	63 Daily	65 Daily	67 Daily	69 Daily	71 Daily	73 Daily	75 Daily	77 Daily	79 Daily	81 Sunday	83 Daily	85 Daily	
0	Lv San Jose (Market St.)	4 55	5 15	5 50	6 05	6 25	6 50	7 05	7 20	8 05	8 47	11 10	11 25	1 45	2 33	4 05	5 40	6 25	7 10	7 55	8 40	9 25	10 10	10 55	11 40	12 25	1 10	1 55	2 40
3	Lv Santa Clara	5 03	5 23	5 56	6 11	6 31	6 56	7 11	7 26	8 11	8 53	11 16	11 31	1 51	2 40	4 11	5 46	6 31	7 16	8 01	8 46	9 31	10 16	11 01	11 46	12 31	1 16	2 01	2 46
6	Lv Lawrence	5 07	5 27	6 00	6 15	6 35	6 60	6 75	6 90	7 25	8 07	10 30	10 45	1 55	2 44	4 15	5 50	6 35	7 20	8 05	8 90	9 25	10 10	10 55	11 40	12 25	1 10	1 55	2 40
8	Lv Sunnyvale	5 10	5 30	6 03	6 18	6 38	6 63	6 78	6 93	7 28	8 10	10 33	10 48	2 00	2 49	4 20	5 55	6 40	7 25	8 10	8 45	9 30	10 15	11 00	11 45	12 30	1 15	2 00	2 45
11	Lv Mountain View	5 14	5 34	6 07	6 22	6 42	6 67	6 82	6 97	7 32	8 14	10 37	10 52	2 04	2 53	4 24	6 00	6 45	7 30	8 15	8 50	9 35	10 20	11 05	11 50	12 35	1 20	2 05	2 50
15	Lv Mayfield	5 19	5 39	6 12	6 27	6 47	6 72	6 87	7 02	7 37	8 19	10 42	10 57	2 08	2 57	4 28	6 04	6 49	7 34	8 19	8 54	9 39	10 24	11 09	11 54	12 39	1 24	2 09	2 54
17	Lv Palo Alto	5 23	5 43	6 16	6 31	6 51	7 16	7 31	7 46	7 81	8 23	10 46	11 01	2 12	3 01	4 32	6 08	6 53	7 38	8 23	8 58	9 43	10 28	11 13	11 58	12 43	1 28	2 13	2 58
18	Lv Menlo Park	5 25	5 45	6 18	6 33	6 53	7 18	7 33	7 48	7 83	8 25	10 48	11 03	2 14	3 03	4 34	6 10	6 55	7 40	8 25	9 00	9 45	10 30	11 15	12 00	12 45	1 30	2 15	3 00
19	Lv Fair Oaks	5 27	5 47	6 20	6 35	6 55	7 20	7 35	7 50	7 85	8 27	10 50	11 05	2 16	3 05	4 36	6 12	6 57	7 42	8 27	9 02	9 47	10 32	11 17	12 02	12 47	1 32	2 17	3 02
22	Lv Redwood	5 34	5 54	6 27	6 42	7 02	7 27	7 42	7 57	7 92	8 34	10 57	11 12	2 18	3 07	4 38	6 14	6 59	7 44	8 29	9 04	9 49	10 34	11 19	12 04	12 49	1 34	2 19	3 04
24	Lv San Carlos	5 38	5 58	6 31	6 46	7 06	7 31	7 46	7 61	7 96	8 38	11 01	11 16	2 20	3 09	4 40	6 16	7 01	7 46	8 31	9 06	9 51	10 36	11 21	12 06	12 51	1 36	2 21	3 06
25	Lv Belmont	5 41	5 61	6 34	6 49	7 09	7 34	7 49	7 64	7 99	8 41	11 04	11 19	2 22	3 11	4 42	6 18	7 03	7 48	8 33	9 08	9 53	10 38	11 23	12 08	12 53	1 38	2 23	3 08
27	Lv Beresford	5 44	5 64	6 37	6 52	7 12	7 37	7 52	8 07	8 42	9 03	11 26	11 41	2 24	3 13	4 44	6 20	7 05	7 50	8 35	9 10	9 55	10 40	11 25	12 10	12 55	1 40	2 25	3 10
29	Lv San Mateo	5 48	5 68	6 41	6 56	7 16	7 41	7 56	8 11	8 46	9 07	11 30	11 45	2 26	3 15	4 46	6 22	7 07	7 52	8 37	9 12	9 57	10 42	11 27	12 12	12 57	1 42	2 27	3 12
31	Lv Burlingame	5 53	5 73	6 46	7 01	7 21	7 46	7 61	7 76	8 11	8 56	11 19	11 34	2 28	3 17	4 48	6 24	7 09	7 54	8 39	9 14	9 59	10 44	11 29	12 14	12 59	1 44	2 29	3 14
32	Lv Easton	5 55	5 75	6 48	7 03	7 23	7 48	7 63	7 78	8 13	8 98	11 21	11 36	2 30	3 19	4 50	6 26	7 11	7 56	8 41	9 16	10 01	10 46	11 31	12 16	13 01	1 46	2 31	3 16
34	Lv Millbrae	5 58	5 78	6 51	7 06	7 26	7 51	8 06	8 21	8 56	9 17	11 40	11 55	2 32	3 21	4 52	6 28	7 13	7 58	8 43	9 18	10 03	10 48	11 33	12 18	13 03	1 48	2 33	3 18
36	Lv San Bruno	6 03	6 23	6 56	7 11	7 31	7 56	8 11	8 26	9 01	9 22	11 45	12 00	2 34	3 23	4 54	6 30	7 15	8 00	8 45	9 20	10 05	10 50	11 35	12 20	13 05	1 49	2 34	3 19
38	Lv South San Francisco	6 08	6 28	7 01	7 16	7 36	8 01	8 16	8 31	9 06	9 27	12 00	12 15	2 36	3 25	4 56	6 32	7 17	8 02	8 47	9 22	10 07	10 52	11 37	12 22	13 07	1 49	2 34	3 19
40	Lv Visitation	6 14	6 34	7 07	7 22	7 42	8 07	8 22	8 37	9 12	9 33	12 06	12 21	2 38	3 27	4 58	6 34	7 19	8 04	8 49	9 24	10 09	10 54	11 39	12 24	13 09	1 49	2 34	3 19
47	Lv San Francisco (3rd St.)	6 30	7 00	7 25	7 35	8 00	8 20	8 30	8 40	8 55	9 45	10 10	10 30	12 30	1 10	3 25	4 00	5 45	7 20	7 45	7 50	9 05	10 50	11 45	12 30	13 15	1 45	2 30	3 15



SAN FRANCISCO, BERKELEY, OAKLAND, SAN JOSE GILROY, TRES PINOS, SANTA CRUZ, DEL MONTE



PACIFIC GROVE, SALINAS

WELLS, FARGO & CO. EXPRESS

		10 Daily	76 Daily	18 Daily	30 Daily	28 Daily	24 Daily	22 Daily	20 Daily	32 Daily	17 Daily	9 Daily	75 Daily	29 Daily	27 Daily	23 Daily	31 Daily	19 Daily	21 Daily	
		8 10	8 00	4 00	3 00	2 00	9 00	8 05	8 00	6 30	San Francisco									
		8 36			3 27		9 27			7 01	Lv 3d & Townsend Sts. Ar									
		8 40			3 31	2 27	9 31			7 05	Lv Burlingame Ar									
		8 53			3 46	2 28	9 44			7 23	Ar San Mateo Ar									
		9 03			3 58	2 45	9 53			7 35	Ar Redwood Ar									
					4 01		9 58			7 39	Lv Palo Alto Ar									
					4 08		10 04			7 46	Lv Mayfield Ar									
					4 24		10 20			8 01	Lv Mountain View Ar									
		9 30	9 00	5 10	4 30	3 10	10 30	9 10	9 00	8 10	Lv Santa Clara Ar									
					4 35		10 35			8 15	Lv San Jose Market St. Lv									
		6 40	6 40	2 40	1 00	1 00	8 00	6 40	6 40	7 05	Lv San Francisco Mkt St Ar									
		7 12	7 12	3 07	1 27	1 27	8 27	7 07	7 07	7 15	Lv Oakland Pier Ar									
		7 20	7 20	3 16	1 35	1 35	8 36	7 15	7 15	7 15	Lv Oakland 1st St. Ar									
					1 50		8 50	7 30	7 30	7 30	Lv Berkeley Ar									
					2 05		9 05	7 45	7 45	7 45	Lv Alameda Ar									
					2 20		9 20	8 00	8 00	8 00	Lv Fruitvale Lv									
					2 35		9 35	8 15	8 15	8 15	Ar Santa Clara Lv									
					2 50		9 50	8 30	8 30	8 30	Ar San Jose Market St. Lv									
					3 05		10 05	8 45	8 45	8 45	Lv San Jose Market St. Ar									
					3 20		10 20	8 55	8 55	8 55	Lv San Jose 4th St. Lv									
					3 35		10 35	9 05	9 04	9 04	Lv San Jose Hillsdale Lv									
					3 50		10 45	9 15	9 15	9 15	Lv Edendale Lv									
					4 05		10 55	9 25	9 25	9 25	Lv Coyote Lv									
					4 20		11 05	9 35	9 35	9 35	Lv Perry Lv									
					4 35		11 15	9 45	9 45	9 45	Lv Madrone Lv									
					4 50		11 25	9 55	9 55	9 55	Lv Morganhill Lv									
					5 05		11 35	10 05	10 05	10 05	Lv San Martin Lv									
					5 20		11 45	10 15	10 15	10 15	Lv Rucker Lv									
					5 35		11 55	10 25	10 25	10 25	Ar Gilroy Lv									
					5 50		12 05	10 35	10 35	10 35	Lv Gilroy Ar									
					6 05		12 15	10 45	10 45	10 45	Lv Sargent Lv									
					6 20		12 25	10 55	10 55	10 55	Lv Chittenden Lv									
					6 35		12 35	11 05	11 05	11 05	Lv Aromas Lv									
					6 50		12 45	11 15	11 15	11 15	Lv Pajaro Lv									
					7 05		12 55	11 25	11 25	11 25	Lv Pajaro Ar									
					7 20		1 00	11 35	11 35	11 35	Lv Watsonville Lv									
					7 35		1 10	11 45	11 45	11 45	Lv Aptos Lv									
					7 50		1 15	11 55	11 55	11 55	Lv Capitola Lv									
					8 05		1 20	12 05	12 05	12 05	Lv Twin Lakes Lv									
					8 20		1 25	12 15	12 15	12 15	Lv Seabright Lv									
					8 35		1 30	12 25	12 25	12 25	Ar Santa Cruz Lv									
					8 50		1 35	12 35	12 35	12 35	Lv Pajaro Ar									
					9 05		1 40	12 45	12 45	12 45	Lv Castroville Ar									
					9 20		1 45	12 55	12 55	12 55	Lv Castroville Ar									
					9 35		1 50	1 00	1 00	1 00	Lv Del Monte Lv									
					9 50		1 55	1 05	1 05	1 05	Lv Monterey Lv									
					10 05		2 00	1 10	1 10	1 10	Lv Pacific Grove Lv									
					10 20		2 05	1 15	1 15	1 15	Lv Castroville Ar									
					10 35		2 10	1 20	1 20	1 20	Lv Salinas Ar									
					10 50		2 15	1 25	1 25	1 25	Lv Castroville Ar									
					11 05		2 20	1 30	1 30	1 30	Lv Salinas Ar									
					11 20		2 25	1 35	1 35	1 35	Lv Castroville Ar									
					11 35		2 30	1 40	1 40	1 40	Lv Salinas Ar									
					11 50		2 35	1 45	1 45	1 45	Lv Castroville Ar									
					12 05		2 40	1 50	1 50	1 50	Lv Salinas Ar									
					12 20		2 45	1 55	1 55	1 55	Lv Castroville Ar									
					12 35		2 50	2 00	2 00	2 00	Lv Salinas Ar									
					12 50		2 55	2 05	2 05	2 05	Lv Castroville Ar									
					1 00		3 00	2 10	2 10	2 10	Lv Salinas Ar									
					1 15		3 05	2 15	2 15	2 15	Lv Castroville Ar									
					1 30		3 10	2 20	2 20	2 20	Lv Salinas Ar									
					1 45		3 15	2 25	2 25	2 25	Lv Castroville Ar									
					1 60		3 20	2 30	2 30	2 30	Lv Salinas Ar									
					1 75		3 25	2 35	2 35	2 35	Lv Castroville Ar									
					1 90		3 30	2 40	2 40	2 40	Lv Salinas Ar									
					2 05		3 35	2 45	2 45	2 45	Lv Castroville Ar									
					2 20		3 40	2 50	2 50	2 50	Lv Salinas Ar									
					2 35		3 45	2 55	2 55	2 55	Lv Castroville Ar									
					2 50		3 50	3 00	3 00	3 00	Lv Salinas Ar									
					3 05		3 55	3 05	3 05	3 05	Lv Castroville Ar									
					3 20		4 00	3 10	3 10	3 10	Lv Salinas Ar									
					3 35		4 05	3 15	3 15	3 15	Lv Castroville Ar									
					3 50		4 10	3 20	3 20	3 20	Lv Salinas Ar									
					4 05		4 15	3 25	3 25	3 25	Lv Castroville Ar									
					4 20		4 20	3 30	3 30	3 30	Lv Salinas Ar									
					4 35		4 25	3 35	3 35	3 35	Lv Castroville Ar									
					4 50		4 30	3 40	3 40	3 40	Lv Salinas Ar									
					5 05		4 35	3 45	3 45	3 45	Lv Castroville Ar									
					5 20		4 40	3 50	3 50	3 50	Lv Salinas Ar									
					5 35		4 45	3 55	3 55	3 55	Lv Castroville Ar									
					5 50		4 50	4 00	4 00	4 00	Lv Salinas Ar									
					6 05		4 55	4 05	4 05	4 05	Lv Castroville Ar									
					6 20		5 00	4 10	4 10	4 10	Lv Salinas Ar									
					6 35		5 05	4 15	4 15	4 15	Lv Castroville Ar									
					6 50		5 10	4 20	4 20	4 20	Lv Salinas Ar									
					7 05		5 15	4 25	4 25	4 25	Lv Castroville Ar									
					7 20		5 20	4 30	4 30	4 30	Lv Salinas Ar									
					7 35		5 25	4 35	4 35	4 35	Lv Castroville Ar									
					7 50		5 30	4 40	4 40	4 40	Lv Salinas Ar									
					8 05		5 35	4 45	4 45	4 45	Lv Castroville Ar									
					8 20		5 40	4 50	4 50	4 50	Lv Salinas Ar									
					8 35		5 45	4 55	4 55	4 55	Lv Castroville Ar									
					8 50		5 50	5 00	5 00	5 00	Lv Salinas Ar									
					9 05		5 55	5 05	5 05	5 05	Lv Castroville Ar									
					9 20		6 00	5 10	5 10	5 10	Lv Salinas Ar									
					9 35		6 05	5 15	5 15	5 15	Lv Castroville Ar									
					9 50		6 10	5 20	5 20	5 20	Lv Salinas Ar									
					10 05		6 15	5 25	5 25	5 25	Lv Castroville Ar									
					10 20		6 20	5 30	5 30	5 30	Lv Salinas Ar									
					10 35		6 25	5 35	5 35	5 35	Lv Castroville Ar									
					10 50		6 30	5 40	5 40	5 40	Lv Salinas Ar									
					11 05		6 35	5 45	5 45	5 45	Lv Castroville Ar									
					11 20		6 40	5 50	5 50	5 50	Lv Salinas Ar									
					11 35		6 45	5 55	5 55	5 55	Lv Castroville Ar									
					11 50		6 50	6 00	6 00	6 00	Lv Salinas Ar									
					12 05		6 55	6 05	6 05	6 05	Lv Castroville Ar									
					12 20		7 00	6 10	6 10	6 10	Lv Salinas Ar									
					12 35		7 05	6 15	6 15	6 15	Lv Castroville Ar									
					12 50		7 10	6 20	6 20	6 20	Lv Salinas Ar									
					1 00		7 15	6 25	6 25	6 25	Lv Castroville Ar									
					1 15		7 20	6 30	6 30	6 30	Lv Salinas Ar									
					1 30		7 25	6 35	6 35	6 35	Lv Castroville Ar									
					1 45		7 30	6 40	6 40	6 40	Lv Salinas Ar									
					1 60		7 35	6 45	6 45	6 45	Lv Castroville Ar									
					1 75		7 40	6 50	6 50	6 50	Lv Salinas Ar									
					1 90		7 45	6 55	6 55	6 55	Lv Castroville Ar									
					2 05		7 50	7 00	7 00	7 00	Lv Salinas Ar									
					2 20		7 55	7 05	7 05	7 05	Lv Castroville Ar									
					2 35		8 00	7 10												



YOSEMITE NATIONAL PARK—VIA MERCED AND EL PORTAL

NETHERLANDS ROUTE ALONG SACRAMENTO RIVER

WELLS, FARGO & CO. EXPRESS



84	Miles	DESTINATIONS	83
		San Francisco	
* 8 40	0	Lv. Market St. Depot. Ar	4 10
9 07	5	Lv. Oakland Pier. Lv	3 48
8 04	0	Lv. Alameda. Ar	5 03
8 27	0	Lv. Berkeley. Lv	4 40
9 14	6	Lv. Oakland (16th St.). Ar	3 35
9 29	16	Lv. Richmond. Ar	
9 58	32	Lv. Port Costa. Lv	2 53
10 06	36	Lv. Martinez. Lv	
10 40	50	Lv. Pittsburg. Lv	
11 15	68	Lv. Byron. Lv	
12 10	83	Lv. Tracy. Lv	1 40
12 27	94	Ar. Lathrop. Lv	12 58
10 15	0	Lv. Sacramento. Ar	3 20
10 49	16	Lv. Elk Grove. Ar	2 35
11 10	27	Lv. Galt. Ar	2 15
11 30	36	Lv. Lodi. Ar	1 55
12 05	48	Lv. Stockton. Ar	1 25
12 25	58	Ar. Lathrop. Lv	1 01
12 35	94	Lv. Lathrop. Ar	12 52
1 15	114	Lv. Modesto. Lv	12 20
2 20	152	Ar. Merced. Lv	11 25
* 9 40	0	Lv. Los Angeles. Ar	7 05
1 24	78	Lv. Lancaster. Ar	3 25
7 10	170	Lv. Bakersfield. Ar	10 30
	233	Lv. Tulare. Ar	8 30
12 01	277	Lv. Fresno. Lv	6 30
1 30	332	Ar. Merced. Lv	* 4 27
* 2 30	0	Lv. Y.V.R.R. Merced. Ar	11 00
3 09	18	Lv. Snelling. Lv	10 22
3 24	24	Lv. Merced Falls. Lv	10 09
3 57	37	Lv. Pleasant Valley. Lv	9 32
4 30	49	Lv. Bagby. Lv	9 00
6 15	78	Ar. El Portal. Lv	* 7 25

YOSEMITE STAGES

* 7 30	0	Lv. El Portal. Ar	5 00
11 30	12	Ar. Sentinel Hotel, Yosemite. Lv	* 2 00
	25	Ar. Wawona. "	
	25	Lv. Wawona. "	
	26	Ar. Mariposa Big Trees. "	

YOSEMITE NATIONAL PARK

VIA MERCED

Reached via

Southern Pacific

TEN DAYS STOP-OVER TO SEE YOSEMITE NATIONAL PARK allowed at Merced, on first and second-class rail and Pullman tickets to or from Eastern points.

The fourteen mile stage ride from El Portal to the Sentinel Hotel now affords one of the pleasant features of the Yosemite trip. This road follows the cascades of the Merced River all the way and many of the prominent points of interest are viewed from the stage.

A sprinkling system recently installed by the Government has greatly improved conditions and keeps the road free from dust in summer.

MARYSVILLE, PALERMO, OROVILLE

48 Daily	18 Daily	Miles	Via Davis or Oroville	17 Daily	47 Daily
5 00	3 00	0	Lv. San Francisco Ar	11 10	11 30
7 47	6 31		Ar. Davis Lv	7 25	
8 15		90	Ar. Sacramento Lv		8 25
	6 05	90	Lv. Sacramento Ar	7 55	
	6 45	103	Lv. Davis Ar	7 20	
	7 10	113	Lv. Woodland. Ar	7 00	
	7 31	123	Lv. Knights Land in glv	6 37	
	8 08	139	Lv. Tudor. Lv	5 55	
	8 45	150	Ar. Marysville. Lv	5 25	
		164	Ar. Honcut. Lv		
		171	Ar. Palmero. Lv		
		176	Ar. Oroville. Lv		
8 20		90	Lv. Sacramento Ar		8 10
8 50		108	Lv. Roseville. Lv		7 35
9 05		118	Lv. Lincoln. Lv		7 20
		126	Lv. Sheridan. Lv		
		129	Lv. Wheatland. Lv		7 04
9 21		122	Ar. Marysville. Lv		6 45
10 05		156	Ar. Honcut. Lv		6 20
10 17		163	Ar. Palmero. Lv		6 10
10 30		168	Ar. Oroville. Lv		6 00

SACRAMENTO, SUISUN, NAPA JUNCTION CALISTOGA, SANTA ROSA

* 3 30	* 7 00	0	Lv. Sacramento. Ar	11 25	7 00
3 57	7 25	13	Lv. Davis. Lv	10 55	6 31
4 13	7 43	21	Lv. Dixon. Lv	10 25	6 10
4 18	7 50	25	Lv. Batavia. Lv	10 13	5 58
4 28	8 01	29	Lv. Elmira. Lv	10 05	5 42
4 43	8 18	37	Lv. Tolenas. Lv	9 48	5 33
4 53	8 30	40	Ar. Suisun. Lv	9 40	5 26
5 05	8 35	40	Lv. Suisun. Ar	8 00	4 40
5 15	8 51	45	Ar. Cordelia. Lv	7 46	4 28
5 35	9 15	53	Ar. Napa Junction. Lv	7 23	4 10
5 45	9 25	53	Lv. Napa Junction. Ar	7 12	4 05
5 02	9 43	61	Ar. Napa. Lv	6 54	3 42
6 47	10 30	79	Ar. St. Helena. Lv	6 12	2 59
7 10	10 50	87	Ar. Calistoga. Lv	* 5 50	* 2 40
5 55	9 37	53	Lv. Napa Junction. Ar	7 23	4 10
6 48	10 30	75	Ar. Glen Ellen. Lv	6 37	3 17
7 00	10 45	79	Ar. Kenwood. Lv	6 25	3 06
7 30	11 10	90	Ar. Santa Rosa. Lv	* 6 00	* 2 40

SACRAMENTO, FAIR OAKS, FOLSOM, PLACERVILLE

Motor	62	Motor	Motor	DESTINATIONS	Motor	61	Motor	Motor
* 5 15	* 2 00	* 10 20	* 7 40	Lv. Sacramento. Ar	8 10	9 45	2 20	5 25
5 35	2 18	10 35	7 55	Lv. Brighton. Ar	7 45	9 27	2 01	5 00
5 56	2 40	10 55	8 15	Ar. Jura. Lv	7 22	9 05	1 36	4 34
6 02	2 45	11 00	8 20	Ar. Fair Oaks Bridge. Lv	7 17	9 00	1 31	4 29
6 02	2 45	11 00	8 20	Lv. Fair Oaks Bridge. Ar	7 16	9 00	1 30	4 28
6 14	2 52	11 12	8 27	Lv. Jura. Ar	7 05	8 53	1 19	4 17
6 30	3 06	11 30	8 46	Ar. Folsom. Lv	* 6 50	8 40	* 1 05	4 00
	3 50		9 30	Ar. Lathrop. Lv		7 59		3 04
	4 21		10 02	Ar. Shingle Springs. Lv		7 32		2 37
	4 38		10 22	Ar. El Dorado. Lv		7 17		2 22
	4 47		10 35	Ar. Diamond Springs. Lv		7 11		2 16
	5 00		10 50	Ar. Placerville. Lv		* 7 00		* 2 05

SOUTH VALLEJO, NAPA—WEST NAPA, UNION

See page 26 Connection Trains San Francisco, Vallejo Junction, South Vallejo

Lv South Vallejo.	* 6 53	* 9 20	* 12 10	* 3 15	* 3 30	* 5 40
Lv North Vallejo.	6 56	9 23	12 13	3 18	3 33	5 42
Ar Napa Junction.	* 6 25	* 7 09	* 8 40	* 9 35	* 12 30	* 5 30
Ar Napa.	6 45	9 00	9 55	12 50	3 50	5 55
Lv Napa Junction.				3 35		
Ar Buchli.				3 58		
Ar West Napa.				4 15		
Ar Union.				4 20		
Lv Napa.	* 5 55	* 6 54	* 7 05	* 9 05	* 10 15	* 2 10
Lv Napa Junction.	6 13	7 13	7 25	9 35	10 30	2 25
Ar North Vallejo.				9 47	10 47	2 37
Ar South Vallejo.				9 50	10 50	2 40

SACRAMENTO—FREEPORT MOTOR

BERENDA, RAYMOND

† 9 20	0	Lv. Sacramento. Ar	9 50	* 5 10	0	Lv. Berenda. Ar	10 30
9 25	9	Ar. Freeport. Lv	† 9 25	6 45	21	Ar. Raymond. Lv	* 9 00

Light face figures A. M. Dark face figures P. M. *—Daily. †—Daily except Sunday. ‡—Sunday only. §—Wednesday only. g—Saturday only. f—Flag stop to receive or discharge passengers.

SAN FRANCISCO, HAMILTON

12 00	0	Lv. San Francisco. Ar	7 30	† 7 00	0	Lv. San Francisco. Ar	
7 00	151	Ar. Willows. Lv	8 04	10 25	90	Lv. Sacramento. Ar	
† 7 30	7 00	0	Lv. Willows. Ar	8 04	12 30	Ar. Willows. Lv	3 55
8 50	7 36	15	Ar. Orland. Lv	7 29	11 35	Ar. Kurand. Lv	3 42
9 00	7 40	17	Ar. Wyo. Lv	7 25	11 30	Ar. Millsheim. Lv	3 28
9 15	† 7 25	22	Ar. Mod. Lv	† 7 15	11 15	Ar. Athena. Lv	3 13
9 30	8 05	28	Ar. Hamilton. Lv	* 7 00	† 11 00	Ar. Fruto. Lv	† 3 00



Daily Ex. Sun.	Daily Ex. Sun.	Daily Ex. Sun. & Wed.	Miles	Daily Ex. Sun. & Wed.	Daily Ex. Sun.	Daily Ex. Sun.
9 00	1 00	8 30	0	Lv. San Francisco (Pacific St.) Ar	5 30	11 30
	4 00	10 37	30	Lv. Benicia. Lv	2 55	9 30
	6 00	12 00	55	Lv. Colinsville. Lv	1 30	7 30
	6 30	12 30	63	Lv. Emmaton. Lv	12 52	6 50
	7 30	1 10	69	Lv. Rio Vista. Lv	12 20	6 00
	8 00	1 45	74	Lv. Isleton. Lv	11 50	5 30
	9 00	2 33	80	Lv. Ryde. Lv	11 17	4 00
	10 00	2 50	83	Lv. Walnut Grove. Lv	11 00	3 30
	11 00	3 12	86	Lv. Vorden. Lv	10 40	2 30
	12 00	3 40	92	Lv. Courtland. Lv	10 18	1 30
	1 30	4 33	102	Lv. Clarksburg. Lv	9 45	12 30
	4 00	7 00	125	Ar. Sacramento (K St. Wharf). Lv	8 30	10 30

Steamer SEMINOLE or NAVAJO leaves San Francisco or Sacramento, 8:30 a. m. daily except Sunday, and Wednesday.

Steamer NAVAJO or SEMINOLE leaves San Francisco or Sacramento 9:00 p. m. daily except Sunday. No stops en route.

Steamer MODOC or APACHE leaves San Francisco 1:00 p. m. daily, except Sunday; leave Sacramento 10:30 a. m. daily except Sunday.

YOSEMITE NATIONAL PARK—ASK FOR FOLDER, "YOSEMITE WINTER"



LOS ANGELES, PASADENA, COVINA, POMONA, ONTARIO COLTON, SAN BERNARDINO, RIVERSIDE, REDLANDS CRAFTON - IMPERIAL VALLEY, LAGUNA DAM



WELLS, FARGO & CO. EXPRESS

8 Daily	22 Daily	20 Daily	10 Daily	2 Daily	18 Daily Flyer	16 Daily	Miles	DESTINATIONS	7 Daily	1 Daily	16 Daily	17 Daily	9 Daily	19 Daily	21 Daily Flyer	LAGUNA DAM-PHOLES								
10 15	5 55	4 15	3 15	3 00	8 55	7 50	0	Lv. Los Angeles . . . Ar	6 30	7 15	10 00	11 50	12 00	5 00	7 00	552	550	DESTINATIONS			551	553		
6 19	4 39	3 40			9 18	8 14	7	Ar. Shorb . . . Lv	6 05		9 37	11 26	11 36	4 36	6 37	Mo. Wed. Fri.	Tue. Thu. Sat.	Mis.	Tue. Thu. Sat.	Mo. Wed. Fri.	Mo. Wed. Fri.			
5 05	3 10	3 10			9 00	7 35	0	Lv. Pasadena . . . Ar	6 35		10 00	12 00	12 00	4 45	7 10	11 45	9 00	0	Lv. Yuma . . . Ar	11 00	1 45			
5 08	3 13	3 13			9 03	7 38	1	Lv. Raymond-Wentworth . . . Lv	6 32		9 52	11 52	11 52	4 2	7 07	11 50	9 05	1	Lv. Colorado . . . Lv	11 00	1 40			
5 15	3 20	3 20			9 10	7 45	5	Ar. Shorb . . . Lv	6 25		9 40	11 40	11 40	4 36	7 00	11 26	9 28	8	Lv. Sellow . . . Lv	11 00	1 17			
6 19	4 39	3 40			9 18	8 14	7	Lv. Shorb . . . Ar	6 05		9 37	11 26	11 36	4 36	6 37	12 26	9 41	12	Lv. Laguna . . . Lv	11 00	1 04			
6 23	4 41				9 18	8 14	9	Ar. Alhambra . . . Ar			9 34				6 31	12 30	9 45	13	Ar. Potholes . . . Lv	10 15	1 00			
6 29					9 27	8 23	14	Ar. San Gabriel . . . Lv				11 21				LOS ANGELES, IMPERIAL, BRAWLEY, CALEXICO, YUMA								
6 33					9 32	8 28	17	Ar. Monte . . . Lv				11 14				7 50		*10	15	0	Lv. Los Angeles . . . Ar	5 00		
6 42					9 38	8 34	22	Ar. Bassett . . . Lv				11 00				3 25	12 30	6 00	0	Lv. Imperial Jct. . . Ar	9 45	12 15	9 05	
6 46					9 45	8 41	25	Ar. Irwindale . . . Lv				11 00				3 35	12 40	6 10	5	Lv. Estelle . . . Lv	9 45	12 05	9 05	
6 52					9 50	8 46	27	Ar. Covina . . . Lv				10 55				3 48	1 00	6 20	9	Lv. Rockwood . . . Lv	9 45	11 55	9 10	
6 56					10 06	8 52	29	Ar. Charter Oak . . . Lv				10 49				4 00	1 15	6 30	13	Lv. Keystone . . . Lv	9 45	11 35	9 15	
7 01					10 22	9 08	31	Ar. San Dimas . . . Lv				10 45				4 08	1 25	6 45	16	Lv. Browley . . . Lv	9 45	11 20	9 20	
7 09					10 10	9 06	35	Ar. Lordsburg . . . Lv				10 42				4 20	1 50	7 25	31	Ar. El Centro . . . Ar	8 40	11 10	9 25	
								Lv. Pomona . . . Lv				10 36				4 30	2 00	7 35	36	Lv. Heber . . . Lv	8 10	10 40	9 30	
								Lv. Bassett . . . Ar								4 50	2 15	7 50	40	Ar. Calexico . . . Lv	*8 10	*10 30	7 10	
								Lv. Puente . . . Lv			9 18					Motor	Motor	d	8 50	40	Lv. Calexico . . . Ar	Motor	Motor	3 20
								Lv. Lemon . . . Lv			9 09					d	1 00	8 30	9 00	40	Ar. Mexicali . . . Lv	6 00	6 00	3 10
								Lv. Spadra . . . Lv			9 01					1 51	9 21	9 42	58	Lv. Cocopah . . . Lv	5 09	5 09	2 28	
								Lv. Pomona . . . Ar	5 08		8 54					2 05	9 35	9 52	63	Lv. Hechicera . . . Lv	4 55	4 55	2 18	
								Lv. Pomona . . . Ar			8 53					2 30	10 00	10 14	72	Lv. Tecolote . . . Lv	4 30	4 30	1 66	
								Lv. Chino . . . Lv			8 43						11 00	11 00	92	Ar. Algodones . . . Lv	e	3 30	1 10	
								Lv. Ontario . . . Lv			8 33								93	Ar. Andrade . . . Lv			12 45	
								Lv. Pomona . . . Ar	5 08		10 35	10 30							110	Lv. Andrade . . . Ar			12 45	
								Lv. Ontario . . . Ar	4 50		8 33	10 25	10 13						115	Ar. Yuma . . . Lv			e	12 01
								Lv. Guasti . . . Lv			8 27													
								Lv. Declez . . . Lv				10 08												
								Lv. Bloomington . . . Lv			8 00	9 50	9 32											
								Lv. Colton . . . Lv	4 10	5 25	8 00	9 50	9 32											
								Lv. Colton . . . Ar			7 55	9 43												
								Lv. Highgrove . . . Lv			7 49	9 36												
								Lv. Orange Center . . . Lv			7 47	9 34												
								Lv. Riverside . . . Lv			7 38	9 25												
								Lv. Colton . . . Ar			7 48	9 47												
								Lv. San Bernardino . . . Lv			7 40	9 40												
								Lv. Colton . . . Ar	4 00	5 20	7 50	9 45	9 23											
								Lv. Loma Linda . . . Lv			7 40	9 35												
								Lv. Redlands Junction . . . Lv	3 45	5 06	7 35	9 30	9 08											
								Lv. Redlands . . . Lv			7 25	9 20	8 55											
								Lv. Crafton . . . Lv			7 05													

BETWEEN REDLANDS, REDLANDS JUNCTION AND SAN BERNARDINO
 Lv Redlands for Redlands Junction: *7.25 *8.55 *9.20 *10.00 *11.55 *1.00 *2.15 *4.25 *5.05.
 Lv Redlands for San Bernardino via Motor June: *7.15, *3.00.
 Lv Redlands Junc. for Redlands *9.10, *10.15, *12.15, *1.20, *2.35, *5.20, *6.38, *8.20.
 Lv San Bernardino for Redlands via Motor June: *8.05, *4.00.

LOS ANGELES, CHATSWORTH OXNARD

* 7 00	9 00	0	Lv. Los Angeles . . . Ar	3 45	10 30
7 35	9 55	9	Ar. Burbank . . . Lv	3 00	9 55
f 7 45	10 10	13	Ar. Lankershim . . . Lv	2 35	9 44
f 7 53	10 24	16	Ar. Kester . . . Lv	2 10	9 34
f 8 07	10 34	20	Ar. Encino . . . Lv	1 45	9 22
f 8 24	10 55	27	Ar. Canoga . . . Lv	1 15	9 05
8 35	11 05	30	Ar. Chatsworth Junc. . . Lv	12 55	8 55
	11 15	31	Ar. Chatsworth . . . Lv	12 45	
	11 50	40	Ar. Santa Susana . . . Lv	11 50	
	12 05	44	Ar. Simi . . . Lv	11 35	
	12 15	45	Ar. Strathelen . . . Lv	11 30	
	12 35	50	Ar. Moorpark . . . Lv	11 00	
	12 50	53	Ar. Ternez . . . Lv	10 45	
	f 1 55	57	Ar. Somis . . . Lv	10 25	
	f 1 39	60	Ar. Camarillo . . . Lv	10 10	
	f 2 05	65	Ar. Leesdale . . . Lv	9 20	
	2 30	69	Ar. Oxnard . . . Lv	9 00	

OXNARD, VENTURA, NORDHOFF

* 3 05	*11 00	8 00	0	Lv. Oxnard . . . Ar	8 35	10 45	2 40
23 11	12 8	10 5	Ar. Montalvo . . . Lv	8 20	10 33	2 27	
40 11	12 8	10 5	Ar. Ventura . . . Lv	10 00	2 15		
49 11	36	10	Lv. Ventura . . . Ar	10 00	2 15		
50 11	36	11	Lv. Ventura Junc. . . Lv	9 45	2 05		
6 45	12 20	26	Ar. Nordhoff . . . Lv	9 00	*1 20		

LOS ANGELES AND DUARTE

8 05	0	Lv. Los Angeles . . . Ar	2 05
8 35	7	Lv. Shorb . . . Ar	1 30
9 25	16	Ar. Arcadia . . . Lv	12 35
9 40	18	Ar. Monrovia . . . Lv	12 25
10 00	20	Ar. Duarte . . . Lv	11 05

LOS ANGELES AND SANTA ANA

* 5 20	*10 00	*8 55	0	Lv. Los Angeles . . . Ar	8 30	1 50	4 50
5 35	10 15	9 10	5	Lv. Florence . . . Lv	8 14	1 34	4 34
5 46	10 27	9 22	11	Lv. Downey . . . Lv	8 00	1 24	4 22
5 52	10 32	9 27	13	Ar. Studebaker . . . Lv	7 50	1 19	4 15
5 57	10 37	9 32	15	Lv. Norwalk . . . Lv	7 45	1 12	4 10
6 08	10 48	9 43	21	Ar. Buena Park . . . Lv	7 31	1 00	3 59
6 13	10 53	9 48	24	Ar. Brookhurst . . . Lv	7 22	1 52	3 52
6 18	10 58	9 53	25	Lv. West Anaheim . . . Lv	7 18	1 48	3 48
6 22	11 02	9 57	26	Lv. Anaheim . . . Lv	7 14	1 44	3 44
6 26	11 06	10 01	28	Lv. Tustin Junction . . . Lv	7 10	1 40	3 40
f 6 31	11 12	10 06	31	Lv. West Orange . . . Lv	7 05	1 35	3 35
6 40	11 19	10 13	33	Ar. Santa Ana . . . Lv	*7 00	1 30	*3 30
	11 45	10 41	Ar. Newport Beach . . . Lv		*12 05		

LOS ANGELES AND SAN PEDRO

* 3 35	*9 05	0	Lv. Los Angeles . . . Ar	11 45	6 30
3 50	9 21	5	Lv. Florence . . . Lv	11 30	6 15
f 3 57	9 28	10	Lv. Compton . . . Lv	11 21	6 05
4 10	9 40	18	Ar. Thendara . . . Lv	11 10	5 55
4 54	9 44	19	Ar. Wilmington . . . Lv	11 00	5 50
5 00	9 50	22	Ar. San Pedro . . . Lv	*10 05	*5 45

LOS ANGELES AND LONG BEACH

* 3 35	*9 05	0	Lv. Los Angeles . . . Ar	11 45	6 30
4 10	10 15	18	Lv. Thendara . . . Lv	11 10	4 50
4 20	10 25	21	Ar. Long Beach . . . Lv	11 00	4 40
4 25	10 30	22	Ar. Alamitos Beach . . . Lv	*10 40	*4 35

LOS ANGELES TO PASADENA

Lv Los Angeles



LOCAL CONNECTING LINES



The Southern Pacific

aims to serve the public

PLEASANTLY and WELL

Officers and employes are earnestly working to this end. The failure of one is a reflection upon all.

In the interest of the service, patrons are requested to call attention to a delinquency by communicating with the

GENERAL MANAGER
ROOM 1088 - - FLOOD BUILDING
SAN FRANCISCO
CALIFORNIA

PORTLAND, SILVERTON, CRABTREE AND SPRINGFIELD

* 3 50	† 8 30	0 Lv. Portland	Ar	11 00	5 30
5 38	10 14	36 Ar. Woodburn	Lv	9 10	3 42
* 5 50	† 11 20	0 Lv. Woodburn	Ar	9 05	3 30
f 6 00	10 34	40 Lv. McKee	Lv	8 55	3 16
6 07	10 42	42 Lv. Mt. Angel	Lv	8 44	3 10
6 17	10 55	46 Ar. Silverton	Lv	8 31	3 00
6 49		56 Lv. Macleay	Lv	7 56	
6 56		58 Lv. Shaw	Lv	7 48	
7 06		61 Lv. Aumsville	Lv	7 39	
7 31		69 Lv. Shelburn	Lv	7 12	
7 36		71 Lv. West Scio	Lv	7 07	
7 52		76 Ar. Crabtree	Lv	6 52	
8 15		85 Ar. Lebanon	Lv	6 27	
8 31	8 36	89 Ar. Tallman	Lv	6 14	3 23
10 20	10 25	130 Ar. Springfield	Lv	* 4 30	* 1 40

PORTLAND, LAFAYETTE, DALLAS

* 5 50	* 9 45	7 40	0 Lv. Portland	Ar	8 05	5 45	2 30
6 16	10 11	8 05	7 Lv. Oswego	Lv	7 38	6 18	2 04
6 44	10 39	8 31	17 Lv. Sherwood	Lv	7 03	4 50	1 28
7 20	11 15	9 05	26 Lv. Newberg	Lv	* 6 35	4 22	* 1 00
		9 23	32 Lv. Dayton	Lv		4 03	
		9 29	35 Lv. Lafayette	Lv		3 55	
		9 35	37 Ar. St. Joseph	Lv		3 50	7 24
		9 55	40 Lv. McMinville	Lv		3 32	7 08
* 7 20		10 05	44 Ar. Whiteson	Lv		3 19	7 07
7 41			54 Lv. Broadmead	Lv			6 48
8 00			58 Ar. Sheridan	Lv			* 6 30
		10 35	53 Lv. Perrydale	Lv		* 2 48	
		11 10	64 Ar. Dallas	Lv		* 2 15	

EL PASO AND SOUTHWESTERN R. R.

* 2 45	* 5 30	0 Lv. Benson (M.T.)	Ar	12 05	6 20
5 00	7 35	57 Lv. Osborn	Ar	9 50	4 15
5 35	8 10	66 Ar. Bisbee	Lv	* 9 20	* 3 35

GREAT NORTHERN RY.

* 7 00	* 9 55	0 Lv. Portland	Ar	7 45	8 00
7 35	6 30	2003 Ar. Minneapolis	Lv	11 45	11 20
8 10	7 05	2013 Ar. St. Paul	Lv	* 11 15	* 10 45

GALVESTON, HARRISBURG & SAN ANTONIO RY.

* 6 50	* 10 30	* 7 30	0 Lv. Houston	Ar	9 05	6 45	8 40
8 35	12 20	9 15	57 Ar. Galveston	Lv	* 7 20	* 5 00	* 7 00

HANFORD AND SUMMIT LAKE RY.

* 4 00	* 1 00	* 6 00	0 Lv. Hardwick	Ar	7 40	2 40	6 00
4 40	1 40	6 45	10 Ar. Riverdale	Lv	* 7 00	* 2 00	* 5 00

HOUSTON & CENTRAL R. R.

* 9 40	* 11 45	* 9 15	0 Lv. Houston	Ar	6 30	7 15	6 10
11 20	1 00	11 00	51 Lv. Hempstead	Lv	5 10	5 50	4 40
4 05	4 50	3 45	181 Lv. Mexia	Lv	1 27	1 52	11 30
7 30	8 00	6 50	265 Ar. Dallas	Lv	11 00	11 00	* 8 15
9 15		8 30	321 Ar. Fort Worth	Lv	* 9 40	* 9 30	

IRON MOUNTAIN RAILWAY

* 8 15	0 Lv. Keswick	Ar	3 00
10 00	16 Ar. Iron Mtn	Lv	* 1 30

KLAMATH LAKE R. R.

† 3 30	0 Lv. Thrall	Ar	1 10
5 30	24 Ar. Pokegama	Lv	† 10 15

MCCLOUD RIVER R. R.

* 12 45	* 6 45	0 Lv. Sisson	Ar	10 40	4 50		
1 22	7 22	9 Lv. Pierce	Lv	10 07	4 17		
* 8 00	1 50	7 50	17 Lv. McCloud	Lv	* 9 30	* 3 45	11 50
8 55			22 Lv. Esperanza	Lv			11 25
9 50			37 Ar. Bartle	Lv			* 10 30

MEXICAN NORTH WESTERN RY.

† 1 25	0 Lv. El Paso	Ar		
5 15	117 Lv. Juarez	Lv	5 45	
7 00	168 Ar. San Pedro	Lv	2 05	
		Ar. Pearson	Lv	† 12 15

MORENCI SOUTHERN RY.

* 3 30	* 8 30	0 Lv. Guthrie (M.T.)	Ar	8 10	2 50
5 20	10 20	18 Ar. Morenci	Lv	* 6 30	* 1 10

OCEANIC STEAMSHIP COMPANY

San Francisco and Tahiti, New Zealand, Australia
Steamers leave Pier No. 7, Pacific Street, San Francisco. For sailing dates, rates and other information apply to L. F. Cockroft, General Passenger Agent, 673 Market Street, San Francisco.

ARIZONA & NEW MEXICO RY.

* 10 23	0 Lv. Lordsburg (M.T.)	Ar	1 18
11 30	39 Ar. Hachita	Lv	* 12 10
* 1 33	0 Lv. Lordsburg	Ar	10 13
3 25	59 Ar. Guthrie	Lv	8 15
4 03	70 Ar. Clifton	Lv	* 7 35

ARIZONA SOUTHERN RY.

* 1 00	0 Lv. Red Rock	Ar	10 45
3 00	20 Ar. Silverbell	Lv	* 8 45

BAKERSFIELD & VENTURA R. R.

Lv Oxnard	0	* 7 30	* 9 00	* 11 00	† 1 00	* 2 00	* 4 00	* 5 40
Ar Hueneme	4	7 45	9 15	11 15	1 15	2 15	4 15	5 55
Lv Hueneme	0	* 8 15	* 9 40	* 11 45	† 1 30	* 2 30	* 4 40	* 6 00
Ar Oxnard	4	8 30	9 55	12 00	1 45	2 45	4 55	6 15

BAY POINT & CLAYTON R. R.

* 10 45	0 Lv. Bay Point	Ar	8 45
12 00	12 Ar. Cowell	Lv	* 7 30

BOCA & LOYALTON R. R.

† 2 00	0 Lv. Boca	Ar	12 40	
† 7 00	4 45	26 Ar. Loyalton	Lv	10 30
8 00		40 Ar. Beckwith	Lv	9 35
8 30		45 Ar. Portola	Lv	† 9 00

BUTTE COUNTY R. R.

† 9 00	† 7 30	0 Lv. Chico	Ar	4 45	5 00
9 05	7 35	1 Lv. Barber	Lv	4 40	4 56
9 47	8 45	14 Lv. Paradise	Lv	3 37	4 22
10 05	9 30	19 Lv. Magalia	Lv	3 05	4 04
10 52	10 30	31 Ar. Stirling City	Lv	† 2 00	† 3 15

CEMENT, TOLENAS & TIDEWATER RY.

† 4 55	† 2 30	* 9 50	0 Lv. Tolenas	Ar	8 00	2 05	4 40
5 10	2 45	10 05	2 Ar. Cement	Lv	* 7 45	† 1 50	† 4 25
11 30	8 35	3 10					

COOS BAY, ROSEBURG & EASTERN R. R.

† 1 00	† 8 00	0 Lv. Marshfield	Ar	12 00	4 30
1 50		13 Lv. Beaver Hill	Lv		† 2 45
		8 55	17 Lv. Coquille	Lv	10 30
		9 40	27 Ar. Myrtle Point	Lv	† 10 00

CORVALLIS & EASTERN R. R.

† 7 35	0 Lv. Albany	Ar	4 15	
9 35	12 Lv. Mill City	Lv	2 18	
11 05	57 Ar. Hoover	Lv	† 12 45	
† 12 40	0 Lv. Albany	Ar	12 05	
1 15	12 Ar. Corvallis	Lv	11 30	
4 45	74 Ar. Toledo	Lv	7 59	
5 15	83 Ar. Yaquina	Lv	† 7 30	
Lv Albany		* 8 00	† 12 35	* 7 30
Ar Corvallis		8 40	1 15	8 10
Lv Corvallis		* 6 30	† 11 30	* 5 30
Ar Albany		7 10	12 10	6 10

COLUSA & LAKE R. R.

0 Lv Sites		† 8 00	† 8 20			
12 Lv Colusa Junction		9 20	9 15	* 7 10	* 1 35	† 10 05
22 Ar Colusa		9 50	9 45	7 40	2 05	10 35
0 Lv Colusa		† 3 50	† 3 50	* 6 15	† 12 30	* 9 25
10 Ar Colusa Junction		4 45	4 25	6 45	1 00	9 55
22 Ar Sites		5 35	5 10			

DIAMOND & CALDOR R. R.

* 7 15	0 Lv. Diamond Springs	Ar	4 30
11 10	32 Ar. Caldor	Lv	† 12 15

DENVER AND RIO GRANDE R. R.

* 6 00	* 3 50	* 7 15	Lv. Ogden (M.T.)	Ar	1 45	3 50	12 10
7 00	4 55	8 35	Ar. Salt Lake City	Lv	12 15	2 45	11 10
	10 25	1 16	Ar. Price	Lv	† 7 06	5 30	
5 50	3 50	8 25	Ar. Grand Jet	Lv	1 20	3 10	11 35
8 35	6 20	11 20	Ar. Newcastle	Lv	10 45	12 20	8 55
9 10	6 55	11 50	Ar. Glenwood	Lv	10 10	11 41	8 25
1 40	11 15	5 05	Ar. Malta	Lv	6 25	8 05	4 08
3 35	1 00	7 20	Ar. Salida	Lv	4 00	6 40	1 45
6 50	3 18	9 30	Ar. Canon City	Lv	1 30	2 55	11 13
6 10	3 33	9 45	Ar. Florence	Lv	1 04	2 30	10 52
7 10	4 30	11 05	Ar. Pueblo	Lv	11 59	1 20	9 45
8 50	6 00	12 35	Ar. Colorado Spgs	Lv	10 35	11 50	8 20
11 30	8 35	3 10	Ar. Denver	Lv	* 8 00	* 9 00	* 5 45

Light face figures A. M. Dark face figures P. M. *—Daily. †—Daily except Sunday. ‡—Sunday only. a—Daily except Saturday. b—Saturday only. d—Mon., Wed., Fri. e—Tues., Thur., Sat. f—Flag stop to receive or discharge passengers. g—Saturday only. k—Wed. and Sat. only. t—Wednesday only. M.T.—Mountain time.

YOU CAN WORK ON THE FARM EVERY DAY IN THE YEAR IN CALIFORNIA



LOCAL CONNECTING LINES



NATIONAL RAILWAYS OF MEXICO.

For Connecting Trains, see Page 21

5 36	0	Lv. El Paso (P.T.)	Ar	6 26
7 00	0	Lv. El Paso (M.T.)	Ar	7 50
12 01	112	Lv. Motetzuma	Lv	3 15
4 20	235	Lv. Chihuahua	Lv	11 15
10 05	371	Lv. Jimenez	Lv	5 50
3 55	518	Lv. Torreon	Lv	11 55
5 20	562	Lv. Jimulo	Lv	10 06
1 55	785	Lv. Zacatecas	Lv	2 40
5 00	860	Lv. Aguascalientes	Lv	11 25
10 05	986	Lv. Salina	Lv	6 05
10 52	1005	Lv. Irapuato	Lv	5 00
1 18	1071	Lv. Queretaro	Lv	2 22
8 00	1224	Ar. Mexico	Lv	* 7 45

NEVADA-CALIFORNIA-OREGON RY. & SIERRA VALLEY RY.

For Connecting Trains, see Page 11

N.C.O.	8 45	0	Lv. Reno (P.T.)	Ar	6 05
	11 05	34	Ar. Plumas June	Lv	3 38
S. V.	1 25	0	Ar. Plumas June	Lv	12 40
	2 55	20	Ar. Beckwith	Lv	11 10
	3 20	26	Ar. Portola	Lv	10 45
	4 25	37	Ar. Clo.	Lv	9 00
N.C.O.	11 20	38	Ar. Chat	Lv	3 21
	12 20	57	Ar. Doyle	Lv	2 17
	1 30	80	Ar. Amedee	Lv	1 00
	6 30	144	Ar. Madeline	Lv	8 35
	8 40	164	Ar. Likely	Ar	6 25
* 7 30	9 50	184	Ar. Alturas	Lv	† 5 20
8 55		204	Ar. Davis Creek	Lv	3 30
11 25		238	Ar. Lakeview	Lv	* 1 00

NEVADA COPPER BELT R. R.

For Connecting Trains, see Page 11

* 3 50	† 1 20	* 7 30	0	Lv. Wabuska	Ar	6 45	1 15	2 57
† 4 05	† 1 35	† 7 46	5	Ar. Campbell	Lv	6 23	† 12 59	† 2 43
4 23	1 53	8 05	† 1	Ar. Yerington	Lv	6 10	12 40	2 25
4 30	2 03	8 15	14	Ar. Mason	Lv	* 6 00	† 12 30	* 2 15
		8 51	18	Ar. Nordyke	Lv		11 23	
		9 21	29	Ar. Hudson	Lv		10 52	
		9 50	38	Ar. Ludwig	Lv		* 10 30	
0	Lv Wabuska	* 6 50	* 3 10	0	Lv Thompson	* 7 06	* 3 21	
3	Ar Thompson	† 7 05	† 3 20	3	Ar Wabuska	† 7 21	† 3 31	

N. & C. Auto Trans. Co. connect at Hudson for Smith, Wellington, Sweetwater, Masonic, Bridgeport, Bodie, Aurora, Topaz, Coleville.

NEVADA NORTHERN RY.

For Connecting Trains, see Page 11

*	1 25	0	Lv. Cobro (M.T.)	Ar	12 05			
	1 58	19	Ar. Shafter	Lv	11 25			
	3 20	63	Ar. Currie	Lv	10 00			
	4 16	91	Ar. Cherry Creek	Lv	9 06			
	5 55	139	Ar. East Ely	Lv	7 35			
	6 00	140	Ar. Ely	Lv	* 7 30			
* 4 25	* 11 30	* 6 40	0	Lv. East Ely	Ar	8 20	2 20	6 25
5 17	12 20	7 20	8	Lv. Copper Flat	Lv	7 45	2 38	5 47
5 28	12 32	7 28	12	Lv. Kimberly	Lv	7 37	1 23	5 27
5 30	12 35	7 30	13	Ar. Veteran	Lv	* 7 35	* 1 20	* 6 35
Lv Ely		0	* 6 35	* 9 25	* 2 35	* 4 50	* 10 30	
Ar McGill		15	7 15	10 05	3 15	5 35	11 15	
Lv McGill		0	* 7 45	* 10 10	* 3 45	* 5 50	* 11 45	
Ar Ely		15	8 30	10 45	4 40	6 30	12 30	

NEVADA COUNTY NARROW GAUGE R. R.

For Connecting Trains, see Page 11

Lv Colfax		0	* 7 00	* 11 10	* 3 55	* 7 10	
Ar Grass Valley		17	8 00	12 20	4 45	8 15	
Ar Nevada City		23	8 25		5 10	8 45	
Lv Nevada City		0	* 5 25		* 1 00	* 5 10	
Ar Grass Valley		6	6 50	* 9 30	1 30	5 42	
Ar Colfax		23	6 40	10 45	2 27	6 47	

PENINSULAR ELECTRIC RAILWAY—THE BLOSSOM LINE.

For Connecting Trains from San Jose, see Page 26

Leave San Jose for Los Gatos *6.00, *6.55, *7.05, *8.00, *9.00, *9.40, *10.10, *11.00, *11.13 a.m.; *12.00, *1.00, *1.13, *2.00, *2.10, *3.00, *3.13, *4.00, *4.10, *5.15, *6.15, *7.30, *7.35, *9.30, *9.35, *11.35 p.m.

Leave Los Gatos for San Jose 16.02, 16.48, *7.05, *7.53, *8.00, *9.10, *9.50, *11.10, *11.50 a.m.; *12.10, *12.50, *1.10, *1.50, *2.10, *2.50, *3.10, *3.50, *4.10, *4.50, *5.10, *6.10, *6.12, *7.05, *8.30, *10.30 p.m.; *12.21 a.m.

Light figures A. M. Dark figure P. M. †—Meals. *—Daily. †—Daily except Sunday. †—Sunday only. a Saturday only b Monday, Wednesday and Friday. d—Sunday, Wednesday and Friday. e—Tuesday, Thursday, Saturday. f—Flag stop to receive or discharge passengers. l—Wednesday, Friday, Sunday. s—Stops to discharge passengers.

READ EDMUND MITCHELL'S STORY, "CAPTAIN OF HIS SOUL"—IN SUNSET MAGAZINE

NEVADA CENTRAL R. R.

For Connecting Trains, see Page 11

b 7 30	e 7 30	0	Lv. Battle Mountain	Ar	1 30	1 30
11 40	12 17	70	Lv. Silver Creek	Lv	9 21	9 21
1 00	2 00	93	Ar. Austin	Lv	8 00	8 00

NORTHWESTERN PACIFIC RAILROAD SAN FRANCISCO AND SHERWOOD

0	Lv San Francisco	* 6 45	* 7 45	* 8 45	* 10 45	* 3 15	* 5 15
37	Lv Petaluma	8 45	9 48	10 44	12 42	5 08	7 08
52	Ar Santa Rosa	9 14	10 19	11 14	1 15	5 47	7 43
66	Ar Healdsburg	9 53	10 55	12 03		6 25	
84	Ar Cloverdale	10 30	11 27	12 40		7 00	
112	Ar Ukiah		12 35			8 10	
133	Ar Willits		1 55				
152	Ar Sherwood		3 35				
0	Lv Sherwood				* 3 50		
14	Lv Willits				* 12 35		
39	Lv Ukiah		* 6 25		1 53		
63	Lv Cloverdale		7 35		3 00		
85	Lv Healdsburg		8 10		4 21	3 35	
100	Lv Santa Rosa		9 10		5 07	4 10	
115	Lv Petaluma	* 6 13	8 45	* 2 15	* 5 40	4 43	
152	Ar San Francisco	6 48	9 20	2 50	5 40	4 43	
		8 35	11 05	4 35	7 35	6 35	

SAN FRANCISCO AND CAZADERO

0	Lv San Francisco	* 8 15	* 2 45				
36	Ar Point Reyes	10 24	4 50				
73	Ar Monte Rio	12 29					
83	Ar Cazadero	1 05					
0	Lv Cazadero		† 1 30	* 2 00			
17	Lv Monte Rio		2 06	2 40			
17	Lv Point Reyes		4 25	4 55			
38	Ar San Francisco		6 35	7 35			

OCEAN SHORE RAILROAD

0	Lv San Francisco	* 8 10	* 10 00	* 3 15	* 5 45	† 1 50
14	Ar Salada	9 05	10 55	4 10	6 42	2 43
24	Ar Moss Beach	9 41	11 31	4 46	7 18	3 19
27	Ar Granada	9 49	11 39	4 54	7 26	3 29
30	Ar Half Moon	9 57	11 48	5 02	7 33	3 35
38	Ar Tunitas	10 30				
0	Lv Tunitas		* 11 10			† 4 45
8	Lv Half Moon	* 5 47	* 7 02	11 35	* 3 19	5 05
11	Lv Granada	5 55	7 10	11 44	3 29	5 13
14	Lv Moss Beach	6 03	7 18	11 51	3 35	5 21
24	Lv Salada	6 42	7 53	12 26	4 10	5 56
38	Ar San Francisco	7 35	8 45	11 15	5 00	6 50

OREGON & SOUTHEASTERN R. R.

For Connecting Trains, see Page 25

† 7 30	0	Lv. Cottage Grove	Ar	12 00
9 45	20	Ar. Desston	Lv	† 10 00

PACIFIC AND EASTERN RY.

For Connecting Trains, see Page 25

† 3 45	† 8 30	† 8 00	0	Lv. Medford	Ar	2 35	4 50	5 30
4 30	9 15	8 45	12	Ar. Eagle Point	Lv	1 50	4 00	† 4 45
		10 30	33	Ar. Butte Falls	Lv	† 12 01		

PACIFIC COAST RY.

For Connecting Trains see Page 14

* 12 30	0	Lv. Port San Luis	Ar	11 45
1 10	10	Ar. San Luis Obispo	Lv	* 11 05
2 45	* 6 30	10	Lv. San Luis Obispo	Ar	
5 04	8 30	48	Ar. Orcutt	Lv	12 20
6 50		76	Ar. Los Olivos	Lv	* 10 25

PACIFIC COAST RY. ELECTRIC LINE

For Connecting Trains, see Page 14

0	Lv Guadalupe	* 6 37	* 2 50	* 4 55	* 10 30	
9	Ar Santa Maria	7 05	3 20	5 25	11 00	
0	Lv Santa Maria	* 5 45	* 2 00	* 4 00	* 9 20	
9	Ar Guadalupe	6 15	2 30	4 30	9 50	

PORTERVILLE & NORTHEASTERN R. R.

For Connecting Trains, see Pages 16, 21.

† 4 00	† 9 10	† 17 00	0	Lv. Porterville	Ar	9 30	3 50	6 45
4 10	9 20	7 10	0	Lv. Adobe	Lv	9 20	3 40	6 35
4 15	9 30	7 25	0	Lv. Worth	Lv	9 15	3 30	6 25
4 30	9 41	7 45	0	Lv. Success	Lv	9 05	3 19	6 00
4 50	10 00	8 10	0	Lv. Globe	Lv	8 50	3 00	5 20
5 00	10 10	8 40	0	Ar. Springville	Lv	† 8 40	† 2 50	† 5 10

ROGUE RIVER VALLEY CO.

For Connecting Trains, see Page 25

* 5 35	* 10 45	0	Lv. Medford	Ar	9 20	3 50
5 55	11 05	6	Ar. Jacksonville	Lv	* 9 00	* 3 30

SANTA FE

For Connecting Trains, see Pages 14, 15, 16

* 11 59	* 3 00	* 9 10	Lv. Los Angeles	Ar	1 00	6 20	7 15
4 40	6 30	1 10	Ar. San Diego	Lv	* 8 40	* 3 00	* 2 45

TONOPAH & GOLDFIELD AND BULLFROG-GOLDFIELD R. R.

For Connecting Trains, see Page 11

		* 6 12	0	Lv. Mina	Ar	12 50	
		8 06	69	Ar. Tonopah	Lv	9 14	
		8 13	69	Ar. Tonopah	Ar	9 07	
		9 30	93	Ar. Goldfield	Lv	* 7 45	
			93	Lv. Goldfield	Ar		10 00
* 4 25				166	Ar. Beatty	Lv	6 00
7 45				174	Ar. Bullfrog	Lv	5 20
7 55				177	Ar. Rhyolite	Lv	* 5 15

TEXAS & PACIFIC RY.

For Connecting Trains, see Page 21

* 8 15	* 8 10	0	Lv. El Paso (C.T.)	Ar	9 00	9 25
11 30	11 35	92	Lv. Sierra Blanca	Lv	5 45	6 05
3 39	3 46	213	Lv. Pecos	Lv	1 19	1 24
10 28	11 01	403	Lv. Roscoe	Lv	6 11	5 52
12 17	12 57	452	Lv. Abilene	Lv	4 07	3 47
2 05	2 47	498	Lv. Cisco	Lv	2 05	1 40
6 35	7 05	613	Ar. Fort Worth	Lv	9 30	9 01
7 55	8 25	645	Ar. Dallas	Lv	8 00	7 31
3 45	3 40	859	Ar. Texarkana	Lv	12 55	12 35
8 25	8 10	1004	Ar. Little Rock	Lv	8 00	7 30
4 30	7 15	1330	Ar. Memphis	Lv	9 20	11 45
7 25	7 27	1349	Ar. St. Louis	Lv	* 9 05	* 8 30

VIRGINIA & TRUCKEE RY.


For Connecting Trains, see Page 11

* 1 00	* 1 30	* 8 30	0	Lv. Reno	Ar	11 40	7 26	10 05
2 10	3 20	9 45	31	Ar. Carson	Lv	10 00	6 10	* 8 50
	4 30	10 00	31	Ar. Carson	Lv	9 20	6 00	
	5 10	10 35	41	Ar. Mount House	Lv	8 40	5 35	
	6 30	11 17	52	Ar. Virginia City	Lv	* 7 45	* 4 50	
	* 3 40	* 9 55	31	Lv. Carson City	Ar		6 15	† 12 05
	4 15	10 35						

PACIFIC MAIL STEAMSHIP COMPANY

Mongolia.....	27,000 tons	Manchuria.....	27,000 tons
Korea.....	18,000 tons	Siberia.....	18,000 tons
China.....	10,000 tons	Persia.....	9,000 tons

HAWAII—JAPAN—CHINA—PHILIPPINES



Pacific Mail S. S. "Mongolia"

Connections at Japanese ports with all lines for Corea, North China, Manchuria and Siberia ports; at Shanghai for interior Chinese ports and at Hong Kong for Manila, Australia, Straits Settlements, East Indies, India, Egypt and Europe.

PACIFIC MAIL STEAMSHIP COMPANY (PANAMA LINE)

Steamers for Mexico, Guatemala, Salvador, Honduras, Nicaragua, Costa Rica and Ancon (Canal Zone) sail from San Francisco on the 3rd, 13th and 23rd of each month, except when these dates fall on Sunday or Legal Holiday, when steamers are dispatched on previous day, connecting at the Isthmus of Panama with steamers for South America, also for the West Indies, New York and Europe. Through tickets sold.

ALASKA STEAMSHIP COMPANY SOUTHEASTERN ALASKA ROUTE

Steamer scheduled to sail from Seattle at 9 P. M., March 4th, 16th, 30th; April 5th, 11th, 17th, 23rd, for Ketchikan, Metlakahla, Wrangell, Douglas, Juneau, Haines, Skagway and Sitka. Connections at Skagway with White Pass & Yukon Route for Atlin, White Horse, Dawson and Yukon River points.

SOUTHWESTERN ALASKA ROUTE

Steamers ALAMEDA, NORTHWESTERN or MARIPOSA sail from Seattle at 9 P.M., on the 1st, 8th, 16th and 24th of each month throughout the year, for Cordova, Valdez and Seward. Connections at Cordova with Copper River & Northwestern Railway; at Seward with Alaska Northern Railway; at Seward steamer sailing from Seattle on 8th of each month connects with steamer DORA for Alaska Peninsula points.

NOME—ST. MICHAEL ROUTE

Steamship Victoria, popular vessel of the North—Leaves Seattle for Nome and St. Michael on or about June 1st and every 25 days thereafter. Connections at Nome for Golovin Bay, Bluff, Solomon, Teller and Arctic points. Connections at St. Michael with Northern Navigation Company's steamers for all Yukon and Tanana River Landings—Rampart, Circle, Iditarod, Fairbanks, etc.

ALASKA PENINSULA ROUTE

Steamer DORA sails from Valdez, Alaska, on or about the 15th of each month, for Seward, Seldovia, Homer, Kodiak, Uyak, Kuruk, Cold Bay, Chignik, Unga, Sand Point, Coal Harbor, Belkofsky, Scotch Cape, Cape Sarichef, Dutch Harbor and Unalaska.

For further information address

JOHN H. BUNCH, Freight and Passenger Agent, 720 Second Avenue, Seattle, Washington.

SOUTHERN PACIFIC COMPANY

(ATLANTIC STEAMSHIP LINES)



Southern Pacific S. S. "Morus"

NEW YORK—NEW ORLEANS SERVICE

STEAMSHIPS

"MOMUS," "ANTILLES," "CREOLE," "PROTEUS," "COMUS"

Elegant Accommodations. Suites of Private Bedroom, Parlor and Bath; Staterooms, Library, Smoking Room, Baths, Promenade Decks, Excellent Cuisine

SAILINGS EVERY WEDNESDAY AND SATURDAY FROM NEW YORK AND NEW ORLEANS

(Ask any agent for latest sailing dates)
Extra fares for suites quoted on application

COMBINATION RAIL AND WATER TRIPS

Through tickets from all Pacific Coast, Northwest, Middlewest and Southwest Points, to New York One Way or Round Trip, with

CHOICE OF RAIL ROUTES RETURNING

L. H. NUTTING, General Passenger Agent
366 Broadway, New York, N. Y.

NEW ORLEANS—HAVANA LINE

Forty hours from Port to Port.

SAILINGS FROM NEW ORLEANS EVERY SATURDAY
AND FROM HAVANA EVERY TUESDAY

First Cabin, Either Way, \$25.00 }
First Cabin, Round Trip, 45.00 } Rates Include Meals and Berth
Steerage, Either Way, 12.50 }

J. H. R. PARSONS, General Passenger Agent
New Orleans, La.

SAN FRANCISCO AND PORTLAND S. S. CO.

Newest, Most Modern and Comfortable Steamers on the Pacific Coast. New Through Express Service between

Portland, Astoria and Los Angeles via San Francisco

Steamers Sail Every Five Days.

A. G. D. KERRELL, General Passenger Agent - - Flood Building, San Francisco, Cal.