

FEBRUARY, 1934
CORRECTED TO FEBRUARY 4, 1934

Rock Island

"81 YEARS' SERVICE"

Time Tables

Complete Index of Stations on pages 4-5
List of Officers and Representatives on pages 2-3



W. J. LEAHY, Assistant Passenger Traffic Manager, CHICAGO
C. A. SEARLE, General Passenger Agent - - - KANSAS CITY

FEBRUARY, 1934
CORRECTED TO FEBRUARY 4, 1934

Rock Island

"81 YEARS' SERVICE"

Time Tables

Complete Index of Stations on pages 4-5
List of Officers and Representatives on pages 2-3



L. M. ALLEN, Passenger Traffic Manager
CHICAGO

Rock
Island

Fares Still Lower in 1934

Only **1⁴/₅** CENTS a MILE
EACH WAY FOR
ROUND TRIP COACH TICKETS

2 CENTS a MILE FOR ONE WAY COACH
TRAVEL and for round trip tickets good in sleeping or parlor
cars. Return limit 10 days.

AND - 1/3 reduction in sleeping and
parlor car charges

TRAVEL
BY
TRAIN
Go

FOR PARTICULARS
Ask any agent

Rock Island for Economy—Comfort—Speed

TRAFFIC OFFICERS AND REPRESENTATIVES

ROCK ISLAND LINES

GENERAL OFFICES, LA SALLE STATION, CHICAGO, ILL.

Telephone, All Departments, Wabash 3800

Passenger Department—723 La Salle Station

W. J. LEAHY	Assistant Passenger Traffic Manager	Chicago, Ill.
A. C. SEARLE	General Passenger Agent	Kansas City, Mo.
B. H. ASPER	Assistant General Passenger Agent	Chicago, Ill.
D. McCLURE	Assistant General Passenger Agent	Chicago, Ill.
F. C. FRANCIS	Mgr. Mail, Baggage and Express Traffic	Chicago, Ill.
A. W. LARGE	General Agricultural Agent	Chicago, Ill.

Freight Traffic Department

821 La Salle Station

A. MACKENZIE, Freight Traffic Manager, Chicago, Ill.		
J. C. GUTSCH	Assistant Freight Traffic Manager	Chicago, Ill.
F. A. ADAMS	Assistant Freight Traffic Manager	Chicago, Ill.
G. S. BROOKS	General Live Stock and Dairy Agent	Chicago, Ill.
F. E. WHITE	General Freight Agent	Chicago, Ill.
R. C. DAVIDSON	General Freight Agent	Chicago, Ill.
C. R. MAIER	Assistant General Freight Agent	Chicago, Ill.
E. RIGG	Assistant General Freight Agent	Chicago, Ill.
J. B. RAYN	Assistant General Freight Agent	Chicago, Ill.
L. G. TUTTLE	Chief of Tariff Bureau	Chicago, Ill.
C. E. PIERCE	Dairy and Poultry Agent	Chicago, Ill.
E. A. GROVES	General Freight Agent	San Francisco, Cal.
R. I. COLVIN	Assistant General Freight Agent	Des Moines, Ia.
T. A. MATTHEWS	Assistant General Freight Agent	Minneapolis, Minn.
F. J. SHUBERT	General Freight Agent	Kansas City, Mo.
J. C. LA COSTE	Assistant General Freight Agent	Kansas City, Mo.
E. F. McDANIELD	Assistant General Live Stock Agent	Kansas City, Mo.
J. B. BAKER	Superintendent Stock Yards	Kansas City, Mo.
A. D. AIKEN	Assistant General Freight Agent	Little Rock, Ark.
GEO. E. SCHNITZER	Assistant Freight Traffic Manager	Little Rock, Ark.
H. E. RILLEY	General Freight Agent	Little Rock, Ark.
JOHN A. LUNDMARK	Assistant General Freight Agent	Little Rock, Ark.
F. C. JOHNSON	Assistant General Freight Agent	Memphis, Tenn.
P. PORTELL	Assistant General Freight Agent	Oklahoma City, Okla.
T. H. WILHELM	General Freight and Passenger Agent	Ft. Worth, Tex.
M. J. DOWLIN	Assistant General Freight Agent	Ft. Worth, Tex.
NORMAN L. CALLENS	Assistant General Freight Agent	Ft. Worth, Tex.
K. D. MCKENZIE	Assistant General Live Stock Agent	Ft. Worth, Tex.

Industrial Department

J. A. STEWART	Industrial Commissioner	1012 La Salle Station, Chicago, Ill.
---------------	-------------------------	--------------------------------------

Chicago, Rock Island & Gulf Railway

T. H. WILHELM	General Freight and Passenger Agent	Ft. Worth, Tex.
M. J. DOWLIN	Assistant General Freight Agent	Ft. Worth, Tex.
NORMAN L. CALLENS	Assistant General Freight Agent	Ft. Worth, Tex.
K. D. MCKENZIE	Assistant General Live Stock Agent	Ft. Worth, Tex.

Burlington-Rock Island Railroad

FRANK HEAFER	General Freight and Passenger Agent	Houston, Tex.
--------------	-------------------------------------	---------------

AGENCIES

ALEXANDRIA, LA.	408-9 Com'l Bank Bldg.	O. O. ROBERTS, Commercial Agent
AMARILLO, TEXAS	C. R. I. & G. Bldg.	J. J. ARBETTER, Agent
Phone 2-5208-2-5209	Depot Phone 2-1324	H. W. CLUTTER, City Passenger and Ticket Agent
		WILLIAM CONWAY, JOHN SPANN, W. M. FUTRAL, Traveling Freight Agents
ATLANTA, GA.	1330-1333 Healey Bldg.	Phone, Walnut 1861
		J. C. ELGIN, General Agent
		J. A. MARKS, Dist. Frt. & Pass'r Agent
		C. A. REINSCHE, Traveling Freight Agent
BOSTON, MASS.	408-10 Old South Bldg.	G. F. MCCURDY, General Agent
Phone, Liberty 4566		T. J. GLANCY, Dist. Frt. & Pass'r Agent
Phone, Liberty 4567		MURRAY SMITH, Trav. Frt. & Pass'r Agent
BUFFALO, N. Y.	T. J. LEVINS and J. T. STACKHOUSE, Traveling Freight Agents	
Phone, Washington 1049		HANSON, Dist. Frt. & Pass'r Agent
CEDAR RAPIDS, IOWA	4th St. and 1st Ave.	W. R. HALL, Traveling Freight Agent
Phone, 9022		L. H. HUMPHREYS, Live Stock Agent
CHICAGO, ILL.	4th St. and 4th Ave.	B. O. BAKER, Ticket Agent
Phone, Wabash 5800		179 W. Jackson Blvd. J. H. McCORMICK, Gen. Agt. Pass. Dept.
Phone, Harrison 2205		City Ticket Office GEORGE D. TOTTEN, City Ticket Agent
		Railroad Ticket Offices
		Congress Hotel, Palmer House, La Salle Hotel, Hotel Sherman, Stevens Hotel, Merchandise Mart
Phone, Wabash 5800		La Salle Station F. M. HARTMAN, Depot Ticket Agent
		723 La Salle Station W. J. LAFFERTY, Div. Pass. Agent
		714 La Salle Station D. M. WOODSON, Mgr. Vacation Travel Service Bureau
		812 La Salle Station J. A. ROACH, Gen'l Agt. Frt. Dept.
		816 La Salle Station H. E. DUVAL, Div. Frt. Agt. (Illinois Div.)
CHICKASHA, OKLA		Wm. C. SUTTON, Traveling Freight Agent
CINCINNATI, OHIO	331-2 Dixie Terminal Bldg.	J. T. STATIONAK, Traveling Freight Agent
Phone, Matn 0609		R. L. MCCONNELL, Traveling Freight Agent
		J. M. MERRROW, Jr., General Agent
CLEVELAND, OHIO	314 Hippodrome Bldg.	FRED ANZER, Dist. Frt. & Pass'r Agt.
Phone, Matn 1310		G. W. TEARE, General Agent
		F. A. HAAS, Dist. Frt. & Pass'r Agent
		J. H. CLARKSON, Trav. Frt. & Pass'r Agent
		H. B. JOHNSON, Traveling Freight Agent
		D. J. DANIELS, Traveling Freight Agent
COLORADO SPRINGS, CO.	Ph. Matn 210, Room 477, First National Bank Bldg.	E. T. WILSON, Gen'l Agt. Frt. Dept.
		J. F. RIDDLE, Dist. Pass. Agt.
DALLAS, TEXAS	(C. R. I. & G.) Bldg.	GEO. R. ANGELL, Div. Frt. Agent
Phone, 2-8274		Cor. Commerce and Field Sts. R. M. DE MOSS, Trav. Pass'r Agt.
		CHAS. KNIGHT, City Ticket Agt.
		N. G. HENRY, Trav. Frt. Agent
Phone, 2-1330		118 Field St. W. M. GRAY, Com. Agt. (Bur.-R.I.)
DAVENPORT, IOWA	Rock Island Station	C. C. ANDERSON, Div. Pass'r Agent
Phone, Davenport 4100	Corner Fifth and Main Sts.	E. L. GOTT, Division Freight Agent
		L. E. SEVERANCE, Traveling Freight Agent
DENVER, COLO.	Cor. 17th and Tremont Sts.	M. L. MOWRY, Gen'l. Agt. Pass. Dept.
Phone, Tabor 6325		F. H. FAUS, Gen'l Agt. Frt. Dept.
		F. A. RUDDO, Commercial Agent
		A. E. BLAIR, Trav. Frt. Agent

DES MOINES, IOWA	712 Valley Nat'l Bank Bldg.	R. I. COLVIN, Asst. Gen'l Frt. Agt.
Phone, 4-9141		J. E. LANAN, Trav. Freight Agent
		Register and Tribune/C. C. GARDNER, Gen. Agt. Pass. Dept.
		Bldg. 721 Locust St. W. H. WEIK, City Ticket Agent
DETROIT, MICH.	611-612 Transportation Bldg.	J. W. HILL, General Agent
Phone, Cadillac 5896-5897		C. P. BRADLEY, Dist. Frt. & Pass'r Agent
EL DORADO, ARK.	Rock Island Passenger Station	J. L. KERRY, Traveling Freight Agent
		T. G. WELCH, Traveling Freight Agent
EL PASO, TEXAS	713 Mills Bldg.	I. C. BRUCE, Gen'l Agent Passenger Dept.
Phone, Matn 1133-1134		L. SHANNON COOK, General Agent Freight Dept.
		F. S. BROOKS, Jr., Traveling Freight Agent
ESTHERVILLE, IOWA	Rock Island Passenger Station	A. A. HALLECK, Div. Frt. Agent
		J. V. NOLL, Traveling Freight Agent
EXCELSIOR SPRINGS, MO.	Rock Island Station	H. F. OWEN, Ticket Agent
FORT WORTH, TEXAS	(C. R. I. & G.) 402 Transportation Bldg.	
Phone, 2-2026		T. W. BOWDRY, Division Passenger Agent
		116 Ninth St. LEE R. SUMPTER, City Pass'r Agent
		H. L. TALKINGTON, Division Freight Agent
		H. L. HAYNES, L. S. LIPScomb, Traveling Freight Agent
HOT SPRINGS NATIONAL PARK, ARK.		CHAS. H. ROHRER, City Pass'r Agent
HOUSTON, TEXAS (C.R.I. & G.)	406 Scanlon Bldg.	
Phone, Preston 3295		H. T. LUCAS, Gen'l Agt. Freight Dept.
		H. R. POWERS, Traveling Freight Agent
		THOS. P. BOWDEN, Traveling Freight Agent
		Phone, Preston 4541-71, Rm. 325, Union Station
		FRANK O'KANE, Gen'l Agt. (Bur.-R.I.)
HUTCHINSON, KAN.	Rock Island Psgr. Station	ARTHUR S. POND, Div. Freight Agent
		H. P. HATFIELD, Traveling Freight Agent
		I. L. PRATZ, Agent
INDIANAPOLIS, IND.	1412 Merchants Bank Bldg.	R. L. WARD, General Agent
Phone, Lincoln 5700		J. F. POWERS, Dist. Frt. & Pass'r Agent
		THOS. L. MANNING, Traveling Freight Agent
KANSAS CITY, KAN.	914 N. 6th St.	W. H. SMITH, Agent Union City Ticket Office
Phone, Grand 1702		
KANSAS CITY, MO.	703 Walnut St.	S. A. GILLILAND, Gen'l Agent Passenger Dept.
Phone, Victor 3900		
		12th Floor
		F. T. SULLIVAN, Trav. Passenger Agent
		R. F. ATWOOD, General Agent Freight Dept.
		E. E. STRICKLAND, Asst. Gen'l Agt. Frt. Dept.
		A. G. SCHENKE, Traveling Freight Agent
		Live Stock Exch. Bldg. H. W. BARNHART, Live Stock Agent
LINCOLN, NEB.	237 Stuart Bldg., 128 North 13th St.	H. W. E. TAYLOR, Commercial Agent
Phone, B 5006		
		Phone B 2272 Depot Passenger Office Cor. 20th and O. Sts. H. C. KENNEDY, Agent
LITTLE ROCK, ARK.	2d and McLean Sts.	H. H. HUNT, Gen. Agt. Pass'r Dept.
Phone, 4-1698		J. N. BETHUNE, Division Freight Agent
Phone, 6197		105 East Capital Ave. NEAL CLAYTON, City Passenger Agent
		8 Cotton Exch. Bldg. A. SCUGALE, Commercial Agent
LOS ANGELES, CAL.	516 W. 6th St.	B. F. COONS, General Agent
Phone, Trinity 4574		H. N. SEARS, Dist. Frt. & Pass'r Agent
		H. C. MCMASTERS, Commercial Agent
		J. S. MCCORMICK, Traveling Freight Agent
		L. B. HALL, Perishable Freight Agent
		R. N. CARLSON, Traveling Freight Agent
		A. F. ASH, Traveling Freight Agent
		MARION PARKS, Traveling Freight Agent
MASON CITY, IOWA	Phone 578	H. W. OPLE, City Freight and Pass'r Agent
MEMPHIS, TENN.	406-10 Exchange Bldg.	F. C. JOHNSON, Asst. Gen'l Frt. Agent
Phone, 6-2861		J. W. MILES, Traveling Freight Agent
Phone, 6-2626, 6-2627	70 Monroe St.	G. J. CISSSEL, District Passenger Agent
Phone, 6-4650		J. J. FLYNN, City Ticket Agent
Phone, 8-1732		Central Station W. H. ROSE, Ticket Agent
MILWAUKEE, WIS.	903 Majestic Bldg.	O. D. G. W. T. BALDWIN, General Agent
Phone, Marquette 1512		A. A. NERO, Trav. Freight Agent
Phone, Marquette 6990		A. A. NERO, Trav. Freight Agent
MINNEAPOLIS, MINN.	200-08 Metropolitan Life Bldg.	T. A. MATTHEWS, Asst. Gen'l Frt. Agt.
Phone, Matn 7555		A. E. DOVE, General Agent Pass'r Dept.
		JOHN L. BENNETT, Commercial Agent
		D. C. BARRETT, Traveling Freight Agent
		JAS. M. BANN, Traveling Freight Agent
		ARTHUR H. YUST, City Pass'r Agent
		J. P. GEHREY, City Ticket Agent
NEW ORLEANS, LA.	1603 American Bank Bldg.	Carondelet & Common Sts.
		W. J. FORD, General Agent
Phone, Matn 1222		J. L. THATCHER, Trav. Frt. and Pass. Agent
NEW YORK, N. Y.	Room 2122, 500 Fifth Ave.	
Phone, Longacre 6-7071 and 6-7072		P. W. JOHNSTON, General Agent Pass'r Dept.
		ERNEST LEINS, City Pass'r Agent
		J. T. CRAWFORD, Traveling Passenger Agent
		Room 2124, 500 Fifth Ave., S. L. PARROTT, General Agent Freight Dept.
		Phone, Longacre 6-3678 and 6-3679, T. A. RUNTON, Traveling Freight Agent
OAKLAND, CALIF.	513 Central Bank Bldg.	14th St. and Broadway
Phone, Glencourt 8900		LESLIE WIEGNER, Frt. and Passenger Agent
OKLAHOMA CITY, OKLA.	605 Cotton Exch. Bldg.	P. PORTELL, Asst. Gen'l Frt. Agent
		E. M. HIGGINS, Div. Freight Agent
		J. V. SEASONS, Traveling Freight Agent
		408-8 Commerce Exch. Bldg. 4 So. Robinson St.
		O. COLLINS, Div. Passenger Agent
		E. T. CONNOR, City Ticket Agent
OMAHA, NEB.	701 Workmen of A. D. MARTIN, Gen'l Agent Pass'r Dept.	
Phone, Jackson 6566		The World Bldg. E. P. HENNESSY, Div. Freight Agent
		J. N. HUNT, Traveling Freight Agent
Phone, Atlantic 9888		308 S. 15th St. W. C. FORCADE, Agent, Union Ticket Office
PEORIA, ILL.	Rock Island Station	J. L. MCVAY, Division Freight Agent
		227 S. Jefferson, Phone, 5338, A. LANGFELDT, City Pass. Agt.
PHILADELPHIA, PA.	1204 Fidelity-Philadelphia Trust Bldg.	
Bell Phone, Pennypacker 2028		GEORGE L. ARROW, General Agent
		LINCOLN BURGHER, Dist. Frt. & Pass'r Agent
		C. A. CROMWELL, Traveling Freight Agent
		D. E. BARRY, City Freight Agent
		HAROLD W. SWEIGART, City Frt. & Pass'r Agt.
PHOENIX, ARIZ.	628-629 Security Bldg.	J. W. E. TREFF, General Agent
Phone, 39608		O. HUFF, Frt. and Passenger Agent
		M. G. WATSON, Traveling Freight Agent

TRAFFIC REPRESENTATIVES

PITTSBURGH, PA. 203-4 Park Bldg.	G. F. RAMSPACHER, General Agent
Phone, Atlantic 5673	H. M. BROWN, Dist. Frt. & Pass'r Agent
Phone, Atlantic 5674	C. H. HEAD, Trav. Frt. & Pass'r Agent
	D. G. GOODWILL, Travelling Freight Agent
	A. B. SMITH, Travelling Freight Agent
PONCA CITY, OKLA.	E. W. JACKSON, Travelling Freight Agent
PORTLAND, ORE. 1020 Pacific Bldg., C. E. BURNETT, General Agent	
Phone, Beacon 8044	
ROCK ISLAND, ILL. Rock Island Station	F. S. THOMAS, Ticket Agent
	1st Ave. and 20th St. T. J. MURRAY, Commercial Agent
ST. JOSEPH, MO. 702-3 Corby Bldg.	JOHN J. GOODRICH, General Agent
Phone, 6-2215	J. P. SPRENGEL, Trav. Freight and Pass'r Agent
ST. LOUIS, MO. 817 Chemical Bldg., Cor. 8th and Olive Sts.	A. D. AIKEN, Asst. Gen'l Frt. Agent
Phone, Main 2900	W. J. HENNESSY, District Passenger Agent
	B. M. COLEMAN, Travelling Passenger Agent
	W. M. SINNARD, Travelling Freight Agent
Phone, Main 2900	322 N. Broadway, ALEXANDER W. ARNETT, City Ticket Agent
ST. PAUL, MINN. 403 Pioneer Bldg.	J. R. MCCUE, Commercial Agent
Phone, Cedar 8653	Cor. 4th and Cedar Sts. R. E. KING, Trav. Pass'r Agent
	C. W. HOAGLAND, City Ticket Agent
SALT LAKE CITY, UTAH, 207-208 Walker Bank Bldg.	A. JENSEN, General Agent
Phone, Wasatch 3162	
SAN ANTONIO, TEXAS (C. R. I. & G.) 317 City Central Bank Bldg.	ARTHUR R. CASTLETON, Travelling Freight Agent
Phone, Crockett 7447	D. O'LEARY, General Agent Freight Dept.
	S. L. LEWIS, Travelling Freight Agent
SAN DIEGO, CAL. 2309 Fifth Ave., F. B. MCCAGG, Freight and Passenger Agent	
Phone, Franklin 1271	
SAN FRANCISCO, CAL. 493-497 Monadnock Bldg.	E. A. GROVES, General Freight Agent
Phone, Sutter 0493	L. P. BLYLER, Trav. Frt. & Pass'r Agent
Phone, Sutter 6369	OSCAR G. LYNCH, GEO. L. BARNES, F. V. PETERSON, Travelling Freight Agents
	W. T. ALLEN, City Freight Agent
	C. D. MASON, AUSTIN H. ROY, WALTER C. FRANK, L. P. WHITE, City Frt. Agents
SEATTLE, WASH. 1424-25 Joseph Vance Bldg., R. N. GORDON, General Agent	
Phone, Elliott 6284	C. B. HOLCOMB, Travelling Freight and Passenger Agent
	H. A. SCHATZ, Travelling Freight and Passenger Agent
SIoux FALLS, S. D. Rock Island Station, Phone 330.	A. W. LITTLE, General Agent
SPOKANE, WASH. 1618 S. Latawah St.	B. F. RINKENBERGER, Trav. Frt. & Pass'r. Agent
	TOPEKA, KAN., Rock Island Station, Phone 5628. S. H. HOWE, Division Freight Agent
Phone, 6551	FRED SMITH, Travelling Freight Agent
	C. LOWE, City Pass'r and Tkt. Agent
TORONTO, ONTARIO, CAN. 703 Royal Bank Bldg.	EUGENE MERRIMAN, Can. Frt. & Pass'r Agent
Phone, ELgin 7640	
TULSA, OKLA. 320 Thompson Bldg.	H. E. HURST, General Agent Freight Dept.
Phones, 6-2147	C. LAMB, Travelling Freight Agent
	E. G. KUCERA, Travelling Freight Agent
WATERLOO, IOWA.	R. H. JOHNSTON, Agent
WICHITA, KAN. 729 E. Douglas Ave., Old Passenger Depot Bldg.	C. E. BASCOM, Dist. Passenger Agent
Phone, 36624	J. T. LEE, Div. Freight Agent
	J. R. RIGG, Travelling Freight Agent
WICHITA FALLS, TEXAS (C. R. I. & G.), 210 Staley Bldg.	IRA D. BROWN, Trav. Frt. and Pass'r Agent
Phone, 5300	D. MORRISON, Trav. Frt. & Pass'r Agent
WINNIPEG, MAN., CAN. 34 C. P. R. Office Bldg.	616 Reynolds Bldg.
WINSTON-SALEM, NO. CAROLINA.	J. O. YOUNGER, General Agent

INDUSTRIAL DEPARTMENT

8,333 Miles of Railroad Serving 36,481,218 People

in

Arkansas	Louisiana	Oklahoma
Colorado	Minnesota	South Dakota
Illinois	Missouri	Tennessee
Iowa	Nebraska	Texas
Kansas	New Mexico	

A VAST RESERVOIR OF NATURAL RESOURCES

AGRICULTURAL: Wheat, corn, oats, rye, barley, flax, rice, cotton, potatoes, melons, peanuts, sugar beets, broom corn, orchard crops.

MINERALS: Clays, oils, natural gas, building stone, gravel, tripoli, manganese, novaculite, coal, iron, bauxite, fuller's earth, salt, glass sand, lead, zinc, silica sands.

TIMBER: Pine, hardwoods and pulpwood.

POWER: Natural gas, fuel oil, coal and electric power.

FACTORIES: This important territory offers opportunities for new factories.

Industries may secure detailed information by communicating with

J. A. STEWART, Industrial Commissioner
1012 La Salle Street Station Chicago, Illinois

TO OBTAIN COMPLETE INFORMATION FROM THESE TIME TABLES, OBSERVE THE FOLLOWING GENERAL RULES:

Time from 12.01 midnight to 12.00 noon (A.M. time) is shown in light figures; time from 12.01 noon to 12.00 midnight (P. M. time) is shown in **dark** figures.

In time tables where stations are in middle column, and time on BOTH sides, read the figures **DOWN ON THE LEFT and UP ON THE RIGHT.**

The time shown opposite a station name is the time trains are scheduled to be at such station. Where neither "Ar" nor "Lv" appears opposite a station name, the time of **PASSENGER** trains opposite such a station will be considered both the arriving and the leaving time.

Where no time is shown, trains do not stop.

The **STATION INDEX** on pages 4 and 5 is alphabetically arranged. The **NUMBERS SHOWN IN STATION INDEX** indicate **TABLES.**

On the double-page map reproduced in this folder, numbers are shown at various points along the line. These numbers refer to tables where time of trains is given.

In many tables you will find pairs of ruled lines with one or more stations intervening. Such rules indicate that stations thus set apart are located on lines branching out from the line covered by the table. If your destination is on the main line of the table, and not on one of these branching lines, let your eye jump both rules in tracing your schedule.

ALL REFERENCE MARKS IN TIME TABLES SHOULD BE NOTED VERY CAREFULLY.

If You Are Planning a Trip Between Rock Island Points

look first at the map. Then find your starting point and your destination in the index and turn to the table whose reference number appears opposite both stations.

If a change en route is necessary, locate your junction point on the map; then turn to the table in which your starting point is shown and trace your schedule to that junction point. Opposite that junction point will be a number referring you to the table in which schedules to your destination will be given.

If more than one change is necessary, use table map reference numbers and **STATION INDEX** similarly to locate schedules between junction points.

THROUGH CAR SERVICE and **EQUIPMENT TABLES A to Q**, inclusive, contain complete information as to equipment of principal trains and will be of assistance in local as well as extended trips.

If further information is desired, any Rock Island agent or representative will be glad to assist you.

INDEX TO STATIONS

xStations selling coupon tickets.

*C. R. I. & G.

oM. & St. L.

△Charles City West.

oS. D. & A.

□Sou. Pac.

@Bur.-R. I.

TABLE NO.	TABLE NO.	TABLE NO.	TABLE NO.	TABLE NO.	TABLE NO.
Abbott, Ark. 5	Bemis, S. D. 30	xAnate, Table No. 5	Creve Coeur Lake, Mo. 4	xEl Paso, Tex. 2, 5	Gowrie, Iowa. 29
Abbott Crossing, Ia. 9	Bendena, Kan. 36, 39	*Capps, Tex. 61	xCrossett, Ark. 7	xEl Reno, Okla. 3, 5, 44, 46	Gracemont, Okla. 43, 44
xAbilene, Kan. 37	Bennett, Iowa. 14, 16	Carbon Cliff, Ill. 7	Cropper, Okla. 53	Elwood, Kan. 36, 39	Grainetting, Iowa. 9
Adair, Iowa. 1	*Benonite, Tex. 5	Cargile, Ark. 7	Croton, Iowa. 28	Ely, Iowa. 8, 14	*Graham, Tex. 60
Adams, Iowa. 19	xBenson, Ariz. 2	Carlisle, Ark. 5	Crystal Lake, Iowa. 32	GEHouse, Tex. 62	Grandfield, Okla. 52
Adams, Okla. 59	Bentonsport, Iowa. 28	Carlin, Iowa. 26	xCube, Kan. 9	Greenfield, Iowa. 9	xGrant, Ia. 22
xAdlington, Okla. 5	Berger, Ark. 6, 7	Carnforth, Iowa. 46	xCuervo, N. M. 2	Endet, N. M. 9	Granite, Iowa. 9
xAdonia, Ark. 5	*Berkshire, Tex. 60	xCarrizozo, N. M. 2, 5	xCullison, Kan. 2	xEnglewood, Ill. 1, 2, 3, 4, 8, 9, 11, 12	xGrants, Ark. 46
xAdrian, Tex. 5	Bern, Kan. 36	xCarton, Iowa. 25		xEnid, Okla. 3, 43, 53	Grays, Ark. 58
Agawam, Okla. 3	*Bernice, La. 7	Cartage, Ark. 7		Enterprise, Iowa. 3	Grayson, Mo. 41
Agenda, Kan. 4	*Bernstein, Mo. 59	Cash, Ark. 5		xEnterprise, Kan. 37, 43, 47	Greene, Iowa. 8
xAgra, Kan. 1, 4	Berwick, Kan. 36	Cassidy, Iowa. 5		xErville, Mo. 4	Greenfield, Okla. 43, 47
xAgua, Okla. 2	Bethune, Colo. 1, 4	Casson, Okla. 51		xEugene, Mo. 4	Green River, Ill. 1
xAgua Caliente, Cal. 2	Beverly, Mo. 4	Castalia, Iowa. 33		xEvans, Iowa. 16, 28	Greenburg, Kan. 2
□Agua Calientes Springs (See Hyder Ariz.) 2	Bevington, Iowa. 26	Castle Rock, Minn. 3		xExcelsior Spgs., Mo. 2, 3	Greenwood, Mo. 4
xAlamogordo, N. M. 2	Billby, Okla. 5	Caston, Okla. 3, 8		xExtra, Iowa. 2, 32	Gregory, Ark. 58A
xAlaureud, Tex. 5	Billings, Okla. 53	Cazenovia, Minn. 30		xExum, Tex. 61	Gresham, Ill. 11
xAlbert Lea, Minn. 3, 8, 31	Binger, Okla. 43, 44	xCedar Falls, Iowa. 8		Fairbank, Ariz. 2	Greshamville, Ark. 54
Albright, Neb. 5	Bird's Bridge, Ill. 1	xCenter Point, Iowa. 33		xFairbury, Neb. 1, 36	xGrinnell, Iowa. 1
Alborsora, Okla. 5	Birta, Ark. 5	Centaur, Mo. 4		xFairfield, Iowa. 2, 4	xGrinsold, Iowa. 23
Alcorn, Okla. 53	Blon, Okla. 5	Center Point, Iowa. 33		xFairmount, Iowa. 28	xGroom, Tex. 5
Alex, Okla. 45	Blount, Okla. 5	Centerville, Ark. 55		xFairview, Okla. 36	Groveland, Kan. 1
xAlexandria, La. 7	Bishop Hill, Ill. 18	xCenterville, Iowa. 2		xFairview, Okla. 36	xGrundy, Kan. 9
□Alhambra, Cal. 2	Bison, Okla. 3	Chamberlin, Tex. 2		Falcon, Colo. 1, 4	Gruver, Iowa. 31, 32
Aline, Okla. 43	Blackfish, Ark. 3	Chambers, La. 7		Fanshawe, Okla. 5	Gruver, Tex. 59
xAlford, Iowa. 2	Blairstown, Mo. 36, 39	Chapin, Iowa. 2		xFarbault, Minn. 3, 8	Gulfport, Ark. 6, 7
xAllerton, Iowa. 2	Blake, Mo. 35	Chardon, Iowa. 3		xFarmington, Iowa. 28	xGulpha, Ark. 6
xAlma, Kan. 2, 3	Blando, Okla. 49	Chattanooga, Okla. 52		xFaxon, Okla. 52	xHampton, Iowa. 22
xAlmena, Kan. 1, 4	Blanco, Iowa. 29	Chatterfield, Mo. 4		Fenter, Ark. 7	Hancock, Iowa. 25
xAltamont, Mo. 3, 35, 41	Blanchard, Iowa. 29	Chester, Mo. 1, 2, 3, 4, 8, 9, 11, 12, 13		Fernald, Iowa. 3	Hanton, S. D. 30
Alta, Ill. 18	Blue Island, Ill. 11	xChickasha, Okla. 3, 45, 46		Fillmore, Okla. 49	Harbine, Neb. 36
Alta Vista, Kan. 2, 3	Blue Mountain, Ark. 5	Chico, Tex. 5		Flint, Iowa. 2	xHardesty, Okla. 59
xAltoona, Iowa. 1, 28	Boise, Tex. 5	xChilhowee, Mo. 12		Florida, Iowa. 5	Harfield, Minn. 30, 34
xAlva, Okla. 47	Bonaparte, Iowa. 28	xChillicothe, Ill. 4		Flora, Iowa. 5	xHarris, Okla. 49
Alvo, Neb. 2	Bond, Okla. 49	Chickaw, Okla. 5		xFlynn, Tex. 62	Hardy, Iowa. 9
xAlvord, Mo. 5, 59	Booneville, Iowa. 1	Chrisney, Iowa. 48		xFollett, Iowa. 16	xHarlan, Iowa. 24
xAmarillo, Tex. 5, 59	Boovina, Colo. 1, 4	Clarton, Iowa. 39		xFord, Kan. 40	Harper, Iowa. 15
Amity, Mo. 35	Bowen, Mo. 5	Clarksdale, Mo. 35		xForrest City, Iowa. 32	Harrah, Okla. 5
Amorita, Okla. 50	*Bowie, Tex. 3	Clarks Grove, Minn. 3		xFormoso, Kan. 1, 4	Harrell, Iowa. 3
Amy, Ark. 56	*Boyd, Tex. 3	Clarksville, Iowa. 8		xForrest City, Ark. 5	Harrod, Iowa. 3
xAnadarko, Okla. 43, 44, 46	*Boydston, Tex. 5	Clayton, Mo. 4		xFort Bliss, Tex. 2	xHartford, Ark. 5
xAncho, N. M. 2	Bradford, Iowa. 3	Clayton, Mo. 4		xFort Reno, Okla. 46	xHartsville, Iowa. 29
xAngus, Iowa. 29	Bradley, Okla. 45	Clear Lake, S. D. 30		xFort Sill, Okla. 43, 44	xHartshorne, Okla. 5
xAnita, Iowa. 1	Brainard, Iowa. 33	Cleo Springs, Okla. 47		xFort Worth, Tex. 3	xHarvar, Iowa. 15
Anawan, Ill. 7	Brandt, S. D. 30	xClermont, Iowa. 33		xFox, Okla. 5	Haskell, Ark. 6, 7
Ansel, La. 7	Brantley, Ark. 5	Cleves, Iowa. 9		xFrancisco, Cal. 62	xHastings, Okla. 43, 44
Antelope, Kan. 3	Brayton, Iowa. 22	Climfand, Iowa. 28		xFrankford, Ark. 6	xHavana, Ark. 5
Anthony, Kan. 50	Brenham, Kan. 2	Clinton, Kan. 16		Fredonia, Iowa. 2	Havelock, Neb. 7
xApache, Okla. 43, 44	Bretton, Kan. 1, 4	Clinton, Okla. 5		Freeburg, Mo. 4	Hayfield, Iowa. 32
xArdmore, Okla. 49	Brewster, Kan. 1, 4	Clinton Jct., Okla. 5		xFreestone, Tex. 62	Hayne, Kan. 2
Argyle, Mo. 4	Bridgeton, Minn. 31	Clio, Iowa. 2		xFrisco, Cal. 62	Hayville, Kan. 3
Arkadon, Kan. 2	*Bridgeport, Okla. 5, 43, 44	Cloverdale, Iowa. 29		xFrisco, Tex. 49	Haywood, Okla. 5
xArlington, Kan. 31, 32	xBrigden, Ark. 5, 58	Clyde, Kan. 49		xFruitland, Iowa. 2	xHebron, Neb. 36
xArmstrong, Iowa. 31, 32	Broad, Ark. 4	Coal Camp, Mo. 1		xFuller, Tex. 3	Helena, N. M. 2
xArriba, Colo. 1, 4	*Brooklyn, Iowa. 6, 7	Coal Sliding, Iowa. 20		xGallatin, Mo. 35	Henley, Mo. 4
Artesian, Ark. 47	Broughton, Kan. 4	Coal Valley, Ill. 18		xGallatin, N. M. 2	xHenessey, Okla. 3
Asher, Okla. 45	Bryant, Iowa. 33	Coburn, Mo. 2		Galt, Iowa. 9	Hickory Creek, Kan. 2, 3, 35
Ashley, Okla. 47	Bryant, Iowa. 33	Colby, Kan. 1, 4		xGalva, Ill. 18	xHicks, Tex. 5
Atalissa, Iowa. 1	Buchanan, Iowa. 14, 16	Colfax, Iowa. 1		xGarber, Okla. 53	xHicksville, Ark. 54
xAtchison, Kan. 35	Bucher, Okla. 43, 47	Colona, Ill. 1		Garden City, Iowa. 3	xHigdon, Mo. 35
Athol, Kan. 1, 4	Buckeye, Iowa. 3	Colorado Springs, Colo. 2		xGarland, Iowa. 32	Hills, Iowa. 17
xAtkinson, Ill. 1	Buffalo, Kan. 2, 40	Colorado Springs, Colo. 2		xGarrison, Iowa. 9	xHillsdale, Mo. 4
xAtlantic Iowa 1, 22, 23	Buffalo Center, Iowa. 32	Colton, Cal. 1, 4		xGascony, Mo. 4	xHillsboro, Tex. 63
Atwood, Iowa. 15	Bunn, Ark. 7	Columbus Junction, Iowa. 2, 8		xGeary, Okla. 5, 43, 44, 47	Hilly, La. 7
Atburn Park, Ill. 11	Burdette, Iowa. 9, 32	Comanche, Okla. 3		Gem, Kan. 1, 4	Hinsdale, Iowa. 28
xAudubon, Iowa. 22	xBureau, Ill. 1, 12	Commercy, Iowa. 1		xGenoa, Colo. 1	xHitchcock, Okla. 43, 47
Augusta, Okla. 47	xBurlington, Colo. 1, 4	Conant, Ark. 54		xGerard, Mo. 4	xHitchland, Tex. 59
Auline, Kan. 5	*Bushland, Tex. 5	Concho, Tex. 2		xGertrude, Okla. 4	xHobart, Okla. 46
Auvergne, Ark. 58	*Bushnell, S. D. 30	Concord, Tex. 62		xGibson, Iowa. 19	xHodge, La. 7
xAvoca, Iowa. 1, 24, 25	Butterfield, Ark. 6, 56	xConroe, Iowa. 8		xGladstone, Neb. 36	xHoldenville, Okla. 5
Avon, Iowa. 26	*Bynum, Tex. 63	Conroy, Iowa. 24		Glendon, Iowa. 21	Holliday, Okla. 52
		Cornier, Ark. 7		xGlenn, Tex. 4	Holland, Iowa. 9
		Council Bluffs, Ia. 1		xHolmes, Iowa. 9	xHolton, Kan. 39
		Courtland, Kan. 1, 4		Ladson, Ia. 1	xHomer, Iowa. 28
		Cove Creek, Ark. 6		xHomestead, Okla. 47	xKirwin, Tex. 62
		Coyote, N. M. 2		xHooker, Okla. 2	xKismet, Kan. 2
		Cranford, Ill. 18		xHope, Minn. 3, 8	xKlemme, Iowa. 32
		Craney, Ark. 7		xHopewell, Iowa. 23	xKnoxville, Iowa. 15
		Cresson, Minn. 30		xHorton, Kan. 36, 39	xKromatka, Okla. 46
		Crest, Mo. 4		xHudson, Ark. 5, 6	Kremlin, Okla. 3
				xHouston, Ark. 5	
				@Houston, Tex. 62	

THROUGH CAR SERVICE AND EQUIPMENT



MILEAGE (via El Paso, Douglas and Phoenix)
 Chicago—San Diego.....2,313 Chicago—Los Angeles.....2,346
 St. Louis—San Diego.....2,099 St. Louis—Los Angeles.....2,132
 Kansas City—San Diego...1,803 Kansas City—Los Angeles...1,836
 10-27-'31

Chicago, St. Louis, Twin Cities, Des Moines, St. Joseph, Excelsior Springs, Kansas City, Memphis, El Paso and California

Table A WESTBOUND—READ DOWN				EQUIPMENT	Table A EASTBOUND—READ DOWN			
Mls.	STATIONS	Daily	Example by Days	No. 3—Golden State Limited. Daily—WESTBOUND	Mls.	STATIONS	Daily	Example by Days
0	Lv Chicago, Ill. (C.T.)	8.45PM	Su Mo Tu We Th Fr Sa	SLEEPING CARS. Chicago to Los Angeles Observation, two Drawing-Rooms and three Compartments, with Ladies' Lounge, Shower Bath and Maid. Manicure Service.	0	Lv San Francisco, Cal. (P.T.)	6.00PM	Sa Su Mo Tu We Th Fr
6	" Englewood, Ill.	8.56PM	" " " " " " " "	Chicago to Yuma Club Car, with Barber Shop, Men's Shower Bath and Valet Service.	8	" Oakland, Cal.	6.31PM	" " " " " " " "
181	" Rock Island, Ill.	12.45AM	Mo Tu We Th Fr Sa Su	Chicago to Santa Barbara Eight-Section, D. R. 2 Comp't.	207	Lv Fresno, Cal.	12.10AM	Su Mo Tu We Th Fr Sa
183	" Davenport, Ia.	d.	" " " " " " " "	Chicago to Los Angeles Ten-Section, D. R. Comp't.	484	Ar Los Angeles, Cal.	8.45AM	" " " " " " " "
414	Lv Trenton, Mo.	d.	" " " " " " " "	Chicago to San Diego (via Carriso Gorge and Agua Caliente) Eight-Section, Two-Compartment, Drawing-Room.	Coast Line Connections			
480	Ar Excelsior Springs, Mo.	8.00AM	" " " " " " " "	St. Louis to Los Angeles Ten-Section, Drawing-Room, Two-Compartments. (Open at 9.30 P. M.)	0	Lv Santa Barbara, Cal.	2.20PM	Su Mo Tu We Th Fr Sa
510	Ar Kansas City, Mo.	9.00AM	" " " " " " " "	Chicago to Los Angeles Ten-Section, D. R. Comp't.	104	Ar Los Angeles, Cal.	5.45PM	" " " " " " " "
0	Lv St. Louis, Mo.	11.35PM	Su Mo Tu We Th Fr Sa	Chicago to Los Angeles Ten-Section, D. R. Comp't.	0	Lv Los Angeles, Cal.	6.20PM	Su Mo Tu We Th Fr Sa
5	" De Baliviere Ave.	11.48PM	" " " " " " " "	Chicago to Los Angeles Ten-Section, D. R. Comp't.	7	" Alhambra (Pasadena) Cal.	6.49PM	" " " " " " " "
296	Ar Kansas City, Mo.	8.15AM	Mo Tu We Th Fr Sa Su	Chicago to Los Angeles Ten-Section, D. R. Comp't.	58	" Colton, Cal.	8.25PM	" " " " " " " "
0	Lv Minneapolis, Minn.	5.00PM	Su Mo Tu We Th Fr Sa	Chicago to Los Angeles Ten-Section, D. R. Comp't.	102	" Palm Springs, Cal.	9.58PM	" " " " " " " "
11	" St. Paul, Minn.	6.00PM	" " " " " " " "	Chicago to Los Angeles Ten-Section, D. R. Comp't.	130	" Indio, Cal.	10.42PM	" " " " " " " "
270	Lv Des Moines, Ia.	12.50AM	Mo Tu We Th Fr Sa Su	Chicago to Los Angeles Ten-Section, D. R. Comp't.	0	" San Diego, Cal. (P.T.) (Conn.)	5.15PM	" " " " " " " "
493	Ar Kansas City, Mo.	7.30AM	" " " " " " " "	Chicago to Los Angeles Ten-Section, D. R. Comp't.	18	" Agua Caliente, Mex. (S.D.A.)	5.57PM	" " " " " " " "
0	Lv St. Joseph, Mo. (Conn.)	8.00AM	Mo Tu We Th Fr Sa Su	Chicago to Los Angeles Ten-Section, D. R. Comp't.	252	" Yuma, Ariz. (M.T.)	2.55AM	Mo Tu We Th Fr Sa Su
3	" " " " " " " "	8.00AM	" " " " " " " "	Chicago to Los Angeles Ten-Section, D. R. Comp't.	426	" Phoenix, Ariz.	7.30AM	" " " " " " " "
510	Lv Kansas City, Mo.	9.40AM	Mo Tu We Th Fr Sa Su	Chicago to Los Angeles Ten-Section, D. R. Comp't.	449	" Chandler, Ariz.	8.19AM	" " " " " " " "
579	" Topeka, Kan.	11.25AM	" " " " " " " "	Chicago to Los Angeles Ten-Section, D. R. Comp't.	547	" Tucson, Ariz.	10.55AM	" " " " " " " "
735	" Hutchinson, Kan.	3.20PM	" " " " " " " "	Chicago to Los Angeles Ten-Section, D. R. Comp't.	670	Lv Douglas, Ariz.	2.29PM	" " " " " " " "
1035	Lv Dalhart, Tex.	1.045PM	" " " " " " " "	Chicago to Los Angeles Ten-Section, D. R. Comp't.	887	" El Paso, Tex.	7.15PM	" " " " " " " "
1128	Ar Tucumcari, N. M. (C.T.)	1.15AM	Tu We Th Fr Sa Su Mo	Chicago to Los Angeles Ten-Section, D. R. Comp't.	974	" Alamogordo, N. M.	7.35PM	" " " " " " " "
0	Lv Memphis, Tenn.	10.15PM	Su Mo Tu We Th Fr Sa	Chicago to Los Angeles Ten-Section, D. R. Comp't.	1219	Ar Tucumcari, N. M. (M.T.)	9.45PM	Tu We Th Fr Sa Su Mo
133	" Little Rock, Ark.	1.20AM	Mo Tu We Th Fr Sa Su	Chicago to Los Angeles Ten-Section, D. R. Comp't.	1219	Lv Tucumcari, N. M. (C.T.)	5.05AM	Tu We Th Fr Sa Su Mo
487	" Oklahoma City, Okla.	11.35AM	" " " " " " " "	Chicago to Los Angeles Ten-Section, D. R. Comp't.	1333	Ar Amarillo, Tex.	7.55AM	" " " " " " " "
513	" El Reno, Okla.	12.30PM	" " " " " " " "	Chicago to Los Angeles Ten-Section, D. R. Comp't.	1580	" El Reno, Okla.	3.35PM	" " " " " " " "
761	Lv Amarillo, Tex.	8.00PM	" " " " " " " "	Chicago to Los Angeles Ten-Section, D. R. Comp't.	1607	" Okla. City, Okla.	4.40PM	" " " " " " " "
874	Ar Tucumcari, N. M. (C.T.)	11.15PM	Mo Tu We Th Fr Sa Su	Chicago to Los Angeles Ten-Section, D. R. Comp't.	1960	" Little Rock, Ark.	3.25AM	We Th Fr Sa Su Mo Tu
0	Lv Memphis, Tenn.	10.15PM	Su Mo Tu We Th Fr Sa	Chicago to Los Angeles Ten-Section, D. R. Comp't.	2093	Ar Memphis, Tenn.	6.45AM	" " " " " " " "
1128	Lv Tucumcari, N. M. (M.T.)	12.30AM	Tu We Th Fr Sa Su Mo	Chicago to Los Angeles Ten-Section, D. R. Comp't.	1219	Lv Tucumcari, N. M. (C.T.)	5.03AM	Tu We Th Fr Sa Su Mo
1372	" Alamogordo, N. M.	6.21AM	" " " " " " " "	Chicago to Los Angeles Ten-Section, D. R. Comp't.	1312	Ar Dalhart, Tex.	7.10AM	" " " " " " " "
1459	Ar El Paso, Tex.	8.30AM	" " " " " " " "	Chicago to Los Angeles Ten-Section, D. R. Comp't.	1612	" Hutchinson, Kan.	2.05PM	" " " " " " " "
1459	Lv El Paso, Tex.	8.30AM	" " " " " " " "	Chicago to Los Angeles Ten-Section, D. R. Comp't.	1768	" Topeka, Kan.	6.15AM	" " " " " " " "
1677	Ar Douglas, Ariz.	1.20PM	" " " " " " " "	Chicago to Los Angeles Ten-Section, D. R. Comp't.	1836	Ar Kansas City, Mo.	8.15PM	Tu We Th Fr Sa Su Mo
1800	" Tucson, Ariz.	7.49PM	" " " " " " " "	Chicago to Los Angeles Ten-Section, D. R. Comp't.	1836	Lv Kansas City, Mo.	11.59PM	Tu We Th Fr Sa Su Mo
1898	" Chandler, Ariz.	7.49PM	" " " " " " " "	Chicago to Los Angeles Ten-Section, D. R. Comp't.	2059	Ar Des Moines, Ia.	6.40AM	We Th Fr Sa Su Mo Tu
1921	" Phoenix, Ariz.	8.40PM	" " " " " " " "	Chicago to Los Angeles Ten-Section, D. R. Comp't.	2319	" St. Paul, Minn.	4.45PM	" " " " " " " "
2094	" Yuma, Ariz. (M.T.)	12.55AM	We Th Fr Sa Su Mo Tu	Chicago to Los Angeles Ten-Section, D. R. Comp't.	2329	Ar Minneapolis, Minn. (Conn.)	5.40PM	" " " " " " " "
2294	" Agua Caliente, Mex. (S.D.A.)	7.15AM	" " " " " " " "	Chicago to Los Angeles Ten-Section, D. R. Comp't.	1836	Lv Kansas City, Mo.	10.40PM	Tu We Th Fr Sa Su Mo
2312	" San Diego, Cal. (P.T.) (S.D.A.)	9.00AM	" " " " " " " "	Chicago to Los Angeles Ten-Section, D. R. Comp't.	2127	Ar De Baliviere Ave.	7.12AM	We Th Fr Sa Su Mo Tu
2216	" Indio, Cal.	3.05AM	" " " " " " " "	Chicago to Los Angeles Ten-Section, D. R. Comp't.	2132	Ar St. Louis, Mo.	7.35AM	" " " " " " " "
2245	" Palm Springs, Cal.	7.4.02AM	" " " " " " " "	Chicago to Los Angeles Ten-Section, D. R. Comp't.	1836	Lv Kansas City, Mo.	9.00PM	Tu We Th Fr Sa Su Mo
2288	" Colton, Cal.	5.41AM	" " " " " " " "	Chicago to Los Angeles Ten-Section, D. R. Comp't.	1867	Lv Excelsior Springs, Mo.	9.49PM	" " " " " " " "
2339	" Alhambra (Pasadena) Cal.	7.05AM	" " " " " " " "	Chicago to Los Angeles Ten-Section, D. R. Comp't.	1932	Ar Trenton, Mo.	k.	" " " " " " " "
2346	Ar Los Angeles, Cal.	7.40AM	" " " " " " " "	Chicago to Los Angeles Ten-Section, D. R. Comp't.	2163	" Davenport, Ia.	jk450AM	We Th Fr Sa Su Mo Tu
0	Lv Los Angeles, Cal.	7.00AM	We Th Fr Sa Su Mo Tu	Chicago to Los Angeles Ten-Section, D. R. Comp't.	2165	" Rock Island, Ill.	5.00AM	" " " " " " " "
277	Ar Fresno, Cal.	4.07PM	" " " " " " " "	Chicago to Los Angeles Ten-Section, D. R. Comp't.	2340	" Englewood, Ill.	9.15AM	" " " " " " " "
476	" Oakland, Cal.	9.32PM	" " " " " " " "	Chicago to Los Angeles Ten-Section, D. R. Comp't.	2346	Ar Chicago, Ill. (C.T.)	9.30AM	We Th Fr Sa Su Mo Tu
484	Ar San Francisco, Cal.	10.10PM	" " " " " " " "	Chicago to Los Angeles Ten-Section, D. R. Comp't.				

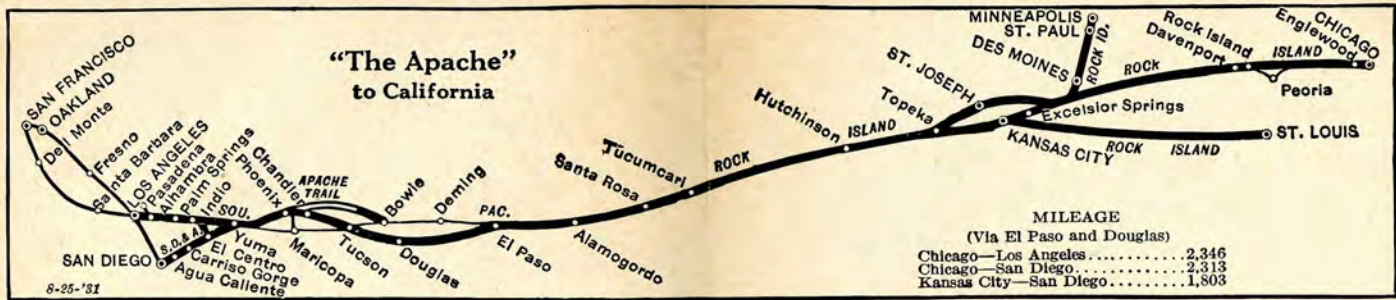
REFERENCE NOTES

d Stops to receive pay passengers for El Paso and scheduled stops beyond, including California points, when advance reservation is made. e Stops to take on passengers from F. W. D. C.-C. & S. Ry. destined to points El Paso and beyond. f Stops on signal. g Stops to let off passengers from El Paso and beyond destined to points on F. W. D. C.-C. & S. Ry. j Stops to receive pay passengers for Chicago. k Stops to discharge pay passengers from Kansas City, Mo. or from El Paso or beyond.

Special Stops Made by the GOLDEN STATE LIMITED

No. 3.—When advance reservations have been made for this train, No. 3 will stop at any station between Chicago and Hutchinson, Kan., except Lawrence, Kan., to receive paying passengers for El Paso or beyond where train is scheduled to stop, including any point in California, and will stop at any station Yuma or west to discharge paying passengers from Hutchinson and east, will also stop at any station Tucumcari to El Paso to let off pay passengers from east and north of Tucumcari. No. 4 will stop at any station between Hutchinson, Kan., and Chicago, except Lawrence, Kan., to let off paying passengers from El Paso and west, and will stop at any station Yuma or west to receive paying passengers for points Hutchinson and east.

THROUGH CAR SERVICE AND EQUIPMENT



MILEAGE
(Via El Paso and Douglas)

Chicago—Los Angeles	2,346
Chicago—San Diego	2,313
Kansas City—San Diego	1,803

Chicago, St. Louis, Twin Cities, Des Moines, St. Joseph, Excelsior Springs, Kansas City, El Paso, Phoenix and California

WESTBOUND—READ DOWN

Mls.	STATIONS	7-11 Daily	Example by Days						
			Su	Mo	Tu	We	Th	Fr	Sa
0	Lv Chicago, Ill. (C. T.)	10.30AM	Su	Mo	Tu	We	Th	Fr	Sa
6	" Englewood, Ill.	10.41AM	"	"	"	"	"	"	"
181	" Rock Island, Ill.	2.40PM	"	"	"	"	"	"	"
183	" Davenport, Ia.	2.50PM	"	"	"	"	"	"	"
248	" Washington, Ia.	4.28PM	"	"	"	"	"	"	"
414	Lv Trenton, Mo.	8.50PM	"	"	"	"	"	"	"
480	Ar Excelsior Springs, Mo.	10.25PM	"	"	"	"	"	"	"
510	Ar Kansas City, Mo.	11.15PM	"	"	"	"	"	"	"
		511-11							
0	Lv Minneapolis, Minn.	10.40PM	Sa	Su	Mo	Tu	We	Th	Fr
11	" St. Paul, Minn.	11.20PM	"	"	"	"	"	"	"
270	Lv Des Moines, Ia.	4.55PM	Su	Mo	Tu	We	Th	Fr	Sa
346	Ar Allerton, Ia.	7.15PM	"	"	"	"	"	"	"
493	Ar Kansas City, Mo.	11.15PM	"	"	"	"	"	"	"
		32-31							
510	Lv Kansas City, Mo.	12.15AM	Mo	Tu	We	Th	Fr	Sa	Su
579	" Topeka, Kan.	2.00AM	"	"	"	"	"	"	"
611	" McFarland, Kan.	2.45AM	"	"	"	"	"	"	"
661	" Herington, Kan.	4.05AM	"	"	"	"	"	"	"
735	" Hutchinson, Kan.	6.10AM	"	"	"	"	"	"	"
787	" Pratt, Kan.	7.30AM	"	"	"	"	"	"	"
923	" Liberal, Kan.	10.55AM	"	"	"	"	"	"	"
1035	Lv Dalhart, Tex.	1.45PM	"	"	"	"	"	"	"
1128	Ar Tucumcari, N. M. (C. T.)	4.00PM	Mo	Tu	We	Th	Fr	Sa	Su
		11							
Southern Pacific		11							
1128	Lv Tucumcari, N. M. (M. T.)	3.15PM	Mo	Tu	We	Th	Fr	Sa	Su
1187	Ar Santa Rosa, N. M.	4.44PM	"	"	"	"	"	"	"
1372	" Alamogordo, N. M.	9.24PM	"	"	"	"	"	"	"
1459	Ar El Paso, Tex.	11.35PM	"	"	"	"	"	"	"
1459	Lv El Paso, Tex.	11.50PM	"	"	"	"	"	"	"
1677	Ar Douglas, Ariz.	4.40AM	Tu	We	Th	Fr	Sa	Su	Mo
1800	" Tucson, Ariz.	8.15AM	"	"	"	"	"	"	"
1800	Lv Tucson, Ariz.	8.30AM	"	"	"	"	"	"	"
1898	Ar Chandler, Ariz.	10.34AM	"	"	"	"	"	"	"
1921	" Phoenix, Ariz.	11.20AM	"	"	"	"	"	"	"
2094	" Yuma, Ariz.	3.40PM	"	"	"	"	"	"	"
2216	" Indio, Cal.	5.22PM	"	"	"	"	"	"	"
2245	" Palm Springs, Cal.	7.19PM	"	"	"	"	"	"	"
2288	" Colton, Cal.	7.55PM	"	"	"	"	"	"	"
2339	" Alhambra (Pasadena), Cal.	9.18PM	"	"	"	"	"	"	"
2346	Ar Los Angeles, Cal.	9.50PM	"	"	"	"	"	"	"
Coast Line Connections		69							
0	Lv Los Angeles, Cal.	10.00PM	Tu	We	Th	Fr	Sa	Su	Mo
104	Ar Santa Barbara, Cal.	1.10AM	We	Th	Fr	Sa	Su	Mo	Tu
223	" San Luis Obispo, Cal.	4.50AM	"	"	"	"	"	"	"
379	" Del Monte, Cal. (Conn.)	9.46AM	"	"	"	"	"	"	"
475	Ar San Francisco, Cal.	12.10PM	We	Th	Fr	Sa	Su	Mo	Tu
Valley Line Connections		51							
0	Lv Los Angeles, Cal.	7.50AM	We	Th	Fr	Sa	Su	Mo	Tu
277	Ar Fresno, Cal.	4.07PM	"	"	"	"	"	"	"
476	" Oakland, Cal.	9.32PM	"	"	"	"	"	"	"
484	Ar San Francisco, Cal.	10.10PM	"	"	"	"	"	"	"

Table B

EQUIPMENT

No. 7-11—Apache—Daily.

WESTBOUND

SLEEPING CARS
Chicago to Los Angeles
Ten-Sec. One D. R., 2 Compts.
Chicago to Los Angeles—Tourist
Sleeping Car.
El Paso to Phoenix, 12-Sec. D. R.
(Open 9:30 p. m.)

DINING CAR
Chicago to Rock Island.

CAFÉ LOUNGE CAR
Rock Island to Tucumcari.

COACH SERVICE
Chicago to Los Angeles.

EASTBOUND

No. 12-6—Apache—Daily.

EASTBOUND

SLEEPING CARS
Phoenix to El Paso, 12-Sec. D. R.
(Open 9:30 p. m.)
Phoenix to Chicago
Ten-Sec., one D. R., two-Compt.
(Open at 9:00 p. m.)

Los Angeles to St. Paul—Minneapolis—
Ten-Section, one Drawing-Room, two Compts. (No. 12-18-17 from Kansas City).

CAFÉ LOUNGE CAR
Tucumcari to Chicago.

COACH SERVICE
Los Angeles to Chicago.

REFERENCE NOTES

† Daily except Sunday.

f Stops on signal by agent or conductor.

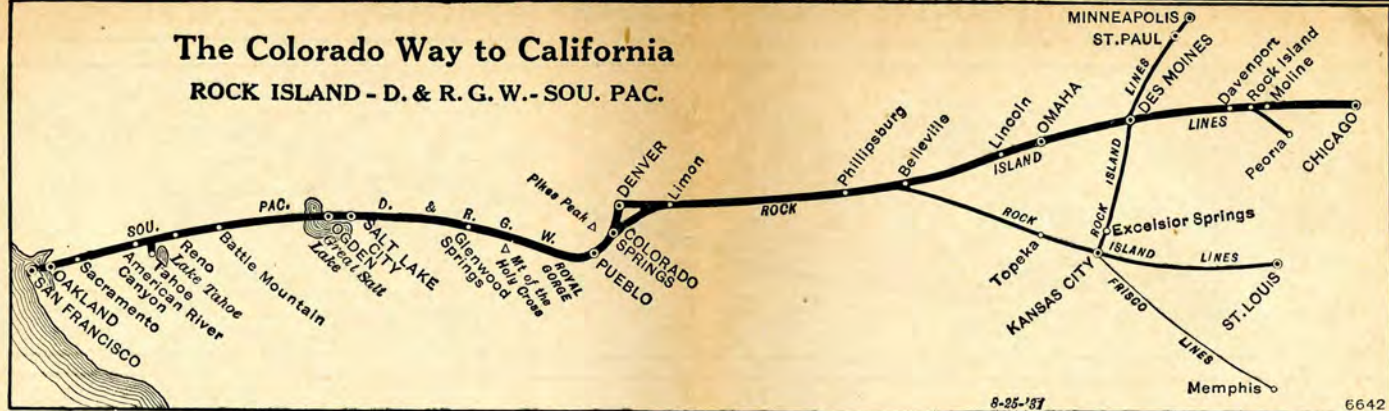
EASTBOUND—READ DOWN

Mls.	STATIONS	Daily	Example by Days						
			Sa	Su	Mo	Tu	We	Th	Fr
0	Lv San Francisco, Cal. (P. T.)	6.00PM	Sa	Su	Mo	Tu	We <td>Th</td> <td>Fr</td>	Th	Fr
8	" Oakland, Cal.	6.31PM	"	"	"	"	"	"	"
207	Lv Fresno, Cal.	12.10AM	Su	Mo	Tu	We	Th	Fr	Sa
484	Ar Los Angeles, Cal.	8.45AM	"	"	"	"	"	"	"
Coast Line Connections		76							
0	Lv San Francisco, Cal.	8.30PM	Sa	Su	Mo	Tu	We	Th	Fr
125	" Del Monte, Cal. (Conn.)	9.00PM	"	"	"	"	"	"	"
252	" San Luis Obispo, Cal.	2.53AM	Su	Mo	Tu	We	Th	Fr	Sa
371	Lv Santa Barbara, Cal.	6.05AM	"	"	"	"	"	"	"
475	Ar Los Angeles, Cal.	9.00AM	"	"	"	"	"	"	"
Rock Island Lines		12							
0	Lv Los Angeles, Cal.	12.15PM	Su	Mo	Tu	We	Th	Fr	Sa
7	" Alhambra (Pasadena) Cal.	12.43PM	"	"	"	"	"	"	"
58	" Colton, Cal.	2.12PM	"	"	"	"	"	"	"
102	" Palm Springs, Cal.	3.45PM	"	"	"	"	"	"	"
130	" Indio, Cal.	4.29PM	"	"	"	"	"	"	"
252	Ar Yuma, Ariz. (M. T.)	7.25PM	"	"	"	"	"	"	"
252	Lv Yuma, Ariz.	8.40PM	"	"	"	"	"	"	"
426	" Phoenix, Ariz.	1.00AM	Mo	Tu	We	Th	Fr	Sa	Su
449	" Chandler, Ariz.	1.50AM	"	"	"	"	"	"	"
547	" Tucson, Ariz.	4.40AM	"	"	"	"	"	"	"
670	" Douglas, Ariz.	8.15AM	"	"	"	"	"	"	"
887	Ar El Paso, Tex.	1.25PM	"	"	"	"	"	"	"
887	Lv El Paso, Tex.	1.45PM	"	"	"	"	"	"	"
974	" Alamogordo, N. M.	4.07PM	"	"	"	"	"	"	"
1160	Lv Santa Rosa, N. M.	9.21PM	"	"	"	"	"	"	"
1219	Ar Tucumcari, N. M. (M. T.)	11.00PM	"	"	"	"	"	"	"
Rock Island Lines		12							
1219	Lv Tucumcari, N. M. (C. T.)	12.15AM	Tu	We	Th	Fr	Sa	Su	Mo
1312	Ar Dalhart, Tex.	2.30AM	"	"	"	"	"	"	"
1423	" Liberal, Kan.	5.10AM	"	"	"	"	"	"	"
1559	" Pratt, Kan.	8.45AM	"	"	"	"	"	"	"
1612	" Hutchinson, Kan.	10.20AM	"	"	"	"	"	"	"
1686	" Herington, Kan.	12.30PM	"	"	"	"	"	"	"
1735	" McFarland, Kan.	2.02PM	"	"	"	"	"	"	"
1768	" Topeka, Kan.	3.05PM	"	"	"	"	"	"	"
1836	Ar Kansas City, Mo.	5.00PM	"	"	"	"	"	"	"
Rock Island Lines		312							
1814	Ar St. Joseph, Mo. (Conn.)	6.30PM	Tu	We	Th	Fr	Sa	Su	Mo
Rock Island Lines		12-18-17							
1836	Lv Kansas City, Mo.	5.45PM	Tu	We	Th	Fr	Sa	Su	Mo
2059	Ar Des Moines, Ia.	11.25PM	"	"	"	"	"	"	"
2319	" St. Paul, Minn.	7.15AM	We	Th	Fr	Sa	Su	Mo	Tu
2329	Ar Minneapolis, Minn.	8.00AM	"	"	"	"	"	"	"
Rock Island Lines		26							
1836	Lv Kansas City, Mo.	10.40PM	Tu	We	Th	Fr	Sa	Su	Mo
2127	Ar De Baliviere Ave.	7.12AM	We	Th	Fr	Sa	Su	Mo	Tu
2132	Ar St. Louis, Mo.	7.35AM	"	"	"	"	"	"	"
Rock Island Lines		12-6							
....	Lv St. Joseph, Mo. (Conn.)	5.05PM	Tu	We	Th	Fr	Sa	Su	Mo
1836	Lv Kansas City, Mo.	5.45PM	"	"	"	"	"	"	"
1867	Lv Excelsior Springs, Mo.	6.32PM	"	"	"	"	"	"	"
1932	Ar Trenton, Mo.	8.05PM	"	"	"	"	"	"	"
2098	" Washington, Ia.	12.20AM	We	Th	Fr	Sa	Su	Mo	Tu
2163	" Davenport, Ia.	2.20AM	"	"	"	"	"	"	"
2165	" Rock Island, Ill.	2.30AM	"	"	"	"	"	"	"
2279	" Peoria, Ill.	6.25AM	"	"	"	"	"	"	"
2340	" Englewood, Ill.	7.42AM	"	"	"	"	"	"	"
2346	Ar Chicago, Ill. (C. T.)	7.57AM	"	"	"	"	"	"	"

THROUGH CAR SERVICE AND EQUIPMENT

The Colorado Way to California

ROCK ISLAND - D. & R. G. W. - SOU. PAC.



8-25-'37

6642

Chicago, Des Moines, Omaha, Colorado and California

WESTBOUND—READ DOWN										Mls.	Table C	EASTBOUND—READ UP																																																																																																																																																					
No. 7—BY DAYS							No. 5—BY DAYS							6 Daily	No. 6—BY DAYS							No. 8—BY DAYS																																																																																																																																											
Su	Mo	Tu	We	Th	Fr	Sa	Su	Mo	Tu	We	Th	Fr	Sa		Su	Mo	Tu	We	Th	Fr	Sa	Su	Mo	Tu	We	Th	Fr	Sa																																																																																																																																					
Daily							Daily							Daily	Daily							Daily																																																																																																																																											
10.30AM							11.30PM							0	7.57AM							3.15PM																																																																																																																																											
10.41AM							11.41PM							6	7.42AM							3.00PM																																																																																																																																											
7.30AM							3.30AM							181	6.25AM							6.15PM																																																																																																																																											
2.35PM							3.40AM							183	1.15AM							11.05AM																																																																																																																																											
2.45PM							3.40AM							188	1.05AM							10.55AM																																																																																																																																											
7.10PM							8.00AM							358	7.55PM							6.45AM																																																																																																																																											
10.50PM							12.20PM							499	4.05PM							3.05AM																																																																																																																																											
11.40PM							1.05PM							508	3.30PM							2.20AM																																																																																																																																											
1.15AM							2.55PM							561	1.45PM							12.35AM																																																																																																																																											
5.40AM							9.15PM							747	8.30AM							8.00PM																																																																																																																																											
4.50AM							8.25PM							747	7.20AM							6.55PM																																																																																																																																											
10.35AM							4.25AM							994	12.25AM							11.25PM																																																																																																																																											
1.15PM							7.15AM							1083	10.15PM							11.00AM																																																																																																																																											
12.45PM							7.05AM							1072	10.00PM							11.00AM																																																																																																																																											
8.00AM							8.00AM							0	8.30PM							8.30PM																																																																																																																																											
10.10AM							10.10AM							75	8.10PM							8.10PM																																																																																																																																											
11.30AM							11.30AM							119	4.45PM							4.45PM																																																																																																																																											
12.40PM							12.40PM							160	3.35PM							3.35PM																																																																																																																																											
7.55PM							7.55PM							360	8.35AM							8.35AM																																																																																																																																											
8.05AM							8.05AM							745	9.00PM							9.00PM																																																																																																																																											
8.20AM							8.20AM							745	8.30PM							8.30PM																																																																																																																																											
9.35AM							9.35AM							782	7.20PM							7.20PM																																																																																																																																											
9.00AM							9.00AM							782	5.40PM							5.40PM																																																																																																																																											
10.30PM							10.30PM							1321	3.55AM							3.55AM																																																																																																																																											
5.15AM							5.15AM							1472	10.10PM							10.10PM																																																																																																																																											
7.51AM							7.51AM							1555	7.02PM							7.02PM																																																																																																																																											
8.30AM							8.30AM							1565	6.20PM							6.20PM																																																																																																																																											
Lv. Chicago, Ill. (C. T.)							Lv. Englewood, Ill.							Lv. Peoria, Ill. (Conn.)	Lv. Rock Island, Ill.							Lv. Davenport, Iowa							Lv. Council Bluffs, Iowa							Lv. Omaha, Neb.							Lv. Phillipsburg, Kan. (C. T.)							Lv. Limon, Colo.							Lv. Denver, Colo.							Lv. Colorado Springs, Colo. R.I. Sta.							Lv. Denver, Colo.							Lv. R.I. Sta. Colorado Springs, Colo. S.F. Sta.							Lv. Pueblo, Colo.							Lv. Canon City, Colo.							Lv. Glenwood Springs, Colo.							Lv. Salt Lake City, Utah							Lv. Salt Lake City, Utah							Lv. Ogden, Utah (M. T.)							Lv. Ogden, Utah (P. T.)							Lv. Reno, Nev.							Lv. Sacramento, Cal.							Lv. Oakland, Cal.							Lv. San Francisco, Cal. (P.T.)						

WESTBOUND

No. 7—Rocky Mountain Limited. Daily.
OBSERVATION PARLOR LOUNGE CAR Chicago to Denver.
Barber and Valet service.
SLEEPING CARS
Chicago to Denver.....10 Sec., D.-R., 1 Comp't.
Chicago to Colo. Springs, 8 Sec., 1 D.-R., 2 Comp't.
DINING CAR.....Serving all meals.
PARLOR CAR (R.I. CAR).....Chicago to Des Moines.
COACH EQUIPMENT.....Chicago to Denver.
Limon to Colorado Springs.

No. 5—Colorado Express. Daily.
CAFE LOUNGE CLUB CAR Rock Island to Phillipsburg.
OBSERVATION LOUNGE CAR 8 Section, Chicago to Council Bluffs.
SLEEPING CARS
Chicago to Oakland-San Francisco.....12 Sec., 1 D.-R.
Chicago to Colorado Springs.....10 Sec., D.-R., 2 Comp't.

WESTBOUND

No. 5—Colorado Express. Daily.
SLEEPING CARS—Continued
Chicago to Des Moines...8 Sec., D.-R., 2 Comp't. (Open at 10.15 p.m.)
14-Sec. (open 10.15 p.m.)
COACH EQUIPMENT.....Chicago to Denver, Limon to Colorado Springs.

EASTBOUND

No. 8—Rocky Mountain Limited. Daily.
OBSERVATION PARLOR LOUNGE CAR Denver to Chicago.
Barber and Valet service.
SLEEPING CARS
Denver to Chicago.....10 Sec., D.-R., 1 Comp't.
Colo. Springs to Chicago, 8 Sec., 1 D.-R., 2 Comp't.
Omaha to Des Moines...14 Sec. (open at 9:30 p.m.)
DINING CAR.....Serving all meals.
COACH EQUIPMENT.....Denver to Chicago.
COACH EQUIPMENT.....Colorado Springs to Limon.

EASTBOUND

No. 6—Colorado Express. Daily.
CAFE LOUNGE CLUB CAR Phillipsburg to Des Moines.
SLEEPING CARS See Note †
Colo. Springs to Chicago...10 Sec., D.-R., 2 Comp't.
San Francisco-Oakland to Chicago.....12 Sec., 1 D.-R.
Omaha to Des Moines...10 Sec., 1 D.-R., 1 Comp't (to Chicago No. 14).
Iowa City to Chicago.....12 Sec., D.-R.
COACH EQUIPMENT.....Denver to Chicago, Colorado Springs to Limon.
† Daily except Sunday. * Daily.
‡ San Francisco—Denver and Colorado Springs Sleepers arrive Chicago on Train No. 14 at 7.27 a.m.
a Via Bureau. b Via Rock Island.

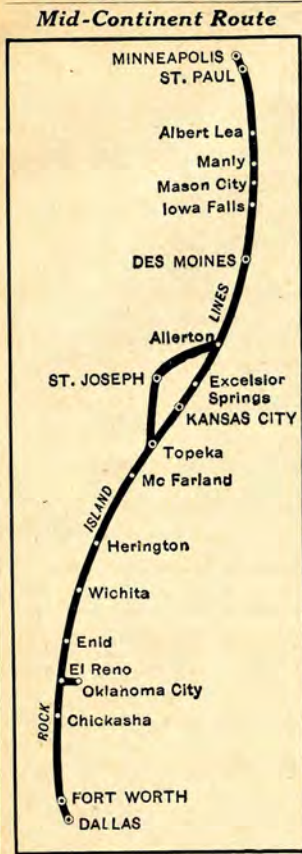
ROCK ISLAND LINES

The only road operating separate direct lines and independent through service to both Denver and Colorado Springs—a great advantage in time and convenience to Colorado tourists.

THROUGH CAR SERVICE AND EQUIPMENT

Minneapolis, St. Paul, Des Moines, Chicago, St. Louis, Excelsior Springs, Kansas City and Texas

Chicago, St. Louis, Twin Cities, Kansas City, El Paso and Mexico City



READ DOWN			READ UP					
511-11	32-31	16-15-1	Table D			12-18-17	58-69	30-530
Daily	Daily	Daily				Daily	Daily	Daily
PM	PM	PM	Mls.			AM	PM	PM
10.40	5.00	0	Lv. Minneapolis	Ar	8.00	5.40		
11.20	5.40	11	Lv. St. Paul	Ar	7.15	4.45		
8.13			Lv. Rochester (C.&N.W.)	Ar	8.30	7.45		
1.30	7.37	80	Lv. Owatonna	Ar	5.20	2.42		
2.16	8.21	111	Lv. Albert Lea	Ar	4.35	1.55		
2.55	9.05	139	Lv. Manly	Ar	3.55	1.10		
3.00	9.10	139	Lv. Mason City	Ar	3.50	12.45		
3.30	9.28	149	Lv. Iowa Falls	Ar	3.30	12.22		
4.52	10.35	194	Lv. Des Moines	Ar	2.04	10.35		
7.10	12.30	270	Lv. Allerton	Ar	11.45	8.15		
4.55	7.35	12.50	Lv. Allerton	Ar	11.25	6.40	2.15	
7.15	9.35	2.50	Lv. Trenton	Ar	9.25	4.00	11.55	
8.45	11.05	4.55	Lv. Excelsior Springs	Ar	8.10	2.40	10.45	
10.25	12.47	6.35	Lv. St. Joseph	Ar	6.32	12.56	9.15	
		9.15	Lv. Kansas City	Ar	5.45	11.59	8.30	
11.15	1.45	7.30						
7-11	1	3				12	30-10	4
AM	PM	PM				AM	PM	AM
*1030	*6.00	*8.45	Lv. Chicago	Ar	*7.57	*8.55	*9.30	
10.41	6.13	8.56	Lv. Englewood	Ar	7.42	8.40	9.15	
2.50	10.20		Lv. Davenport	Ar	2.20	4.00	a	
10.25	6.35	8.00	Lv. Excelsior Springs	Ar	6.32	9.15	9.49	
11.15	7.30	9.00	Lv. Kansas City	Ar	5.45	8.30	9.00	
		25				26		
		PM				AM		
		11.35	Lv. St. Louis	Ar	7.35			
		11.48	Lv. De Baliviere Ave.	Ar	7.12			
		8.15	Lv. Kansas City	Ar	10.40			
11-23	31	17				18-12	32	24
AM	PM	AM				PM	AM	PM
*1215	*8.10	*1100	Lv. Kansas City	Ar	*5.00	*7.15	*1115	
		8.00	Lv. St. Joseph	Ar	6.30			
2.00	10.00	12.50	Lv. Topeka	Ar	3.05	5.20	9.45	
2.40	10.40	1.50	Lv. McFarland	Ar	2.10	4.25	9.00	
4.00	12.05	3.20	Lv. Herington	Ar	12.40	2.55	7.59	
6.30	2.10	5.20	Lv. Wichita	Ar	10.25	12.45	6.15	
	3.40	6.45	Lv. Caldwell	Ar	8.45	11.15		
	5.05	8.00	Lv. Enid	Ar	7.15	10.00		
	16.40	9.30	Lv. El Reno	Ar	5.30	18.25		
	7.29	10.15	Lv. Oklahoma City	Ar	10.15	7.05		
	6.10	10.15	Lv. Oklahoma City	Ar	7.29	9.00		
	8.05	1.00	Lv. Chickasha	Ar	4.15	7.05		
	9.52	2.50	Lv. Waurika	Ar	2.27	5.15		
	11.45	4.52	Lv. Bridgeport	Ar	12.30	3.20		
	1.10	6.15	Lv. Fort Worth	Ar	11.20	2.00		
		7.25	Lv. Dallas	Ar	10.00			
		AM				PM		PM

READ DOWN			READ UP			
11	3	Table E			12	4
Daily	Daily				Daily	Daily
PM	PM				PM	PM
10.30	8.45	Lv. Chicago	Ar	7.57	9.30	
10.40	5.00	Lv. Minneapolis	Ar	8.00	6.40	
11.20	5.40	Lv. St. Paul	Ar	7.15	4.45	
7.35	12.50	Lv. Des Moines	Ar	11.25	6.40	
11.35	PM	Lv. St. Louis	Ar	7.35	7.35	
12.15	9.40	Lv. Kansas City (C.T.)	Ar	5.00	8.15	
11.35	8.30	Lv. El Paso (M.T.)	Lv	1.40	7.35	
	2.40	Lv. El Paso (C.T.)	Ar	PM	6.00	
	3.50	Lv. Juarez (Opp. El Paso)	Ar		5.00	
	11.00	Lv. Chihuahua	Lv		9.55	
	9.25	Lv. Torreon	Lv		10.55	
	1.05	Lv. Mexico City	Lv		8.15	

Table E
For Equipment of Rock Island trains see tables A and B; Mexican trains here scheduled carry Standard Pullman Cars and Coach Equipment.

PASSPORT REGULATIONS

INBOUND PASSENGERS—United States citizens, entering Mexico direct, are not required to exhibit passports, but must present identification cards or tourist certificates issued by a Mexican Consul. All prospective passengers for Mexico should apply to any Mexican Consul for the latest information concerning requirements for crossing the border.

Something New in Travel Comfort

LOUNGE-DINING SLEEPING-CARS

Between Minneapolis-St. Paul, Des Moines, Kansas City, Wichita, Ft. Worth, Dallas—and between Minneapolis-St. Paul and St. Louis.

Complete travel service in a single Pullman. Every convenience right at hand. Ask for reservations on your next trip.

- Table D WESTBOUND EQUIPMENT**
- No. 16-15-1-17—The Mid-Continent Special. Daily.**
 Sleeping Cars.....+Minneapolis-St. Paul to Los Angeles via Kansas City and the Golden State Limited No. 3.
 ♦Des Moines to Kansas City (open at 9.30 p.m.).
 △Oklahoma City to Dallas (to El Reno No. 51).
 Lounge-Dining-Sleeping Car.....Minneapolis to Kansas City and Ft. Worth-Dallas.
 Coach Equipment.....Minneapolis and St. Paul to Kansas City. Kansas City to Ft. Worth and Dallas.
 Chair Car.....Kansas City to Fort Worth and Dallas.
- No. 32-31—Short Line Express. Daily.**
 Observation Car.....○Minneapolis-St. Paul to Kansas City.
 Sleeping Cars.....□Minneapolis-St. Paul to Des Moines.
 Coach Equipment.....Minneapolis to Kansas City.
- No. 31—The Firefly. Daily.**
 Sleeping Car.....△Kansas City to Oklahoma City (from El Reno No. 44).
 Chair Car.....Kansas City to El Reno.
 Coach Equipment.....El Reno to Fort Worth.
- No. 11-23—Express. Daily.**
 Coach Equipment.....Kansas City to Wichita.
- No. 511-11—Express. Daily.**
 Motor Car.....Des Moines to Allerton. Coach. Allerton to Kansas City.
- No. 1—Kansas City Express. Daily.**
 Parlor Car.....Chicago to Davenport.
 Sleeping Car.....△Chicago to Kansas City.
 Coach Equipment.....Kansas City to Kansas City.

- Table D EASTBOUND EQUIPMENT**
- No. 18-17-12—Mid-Continent Special. Daily.**
 Sleeping Cars.....△Dallas and Fort Worth to Oklahoma City (from El Reno on No. 52) (can be occupied until 7.30 a.m.).
 +Kansas City to Minneapolis (from Los Angeles on The Apache).
 +Kansas City to Chicago (from Phoenix on The Apache).
 □Des Moines to Minneapolis (open at 9.30 p.m.).
 Lounge-Dining-Sleeping Car.....■Dallas-Fort Worth to Kansas City and Minneapolis.
 Cafe Lounge.....Herington to Kansas City.
 Chair Car.....Dallas and Fort Worth to Kansas City.
 Coach Equipment.....Kansas City to Minneapolis-Chicago.
- No. 58-59—Short Line Express. Daily.**
 Observation Car.....○Kansas City to St. Paul-Minneapolis.
 Sleeping Car.....♦Kansas City to Des Moines (open for occupancy at 10.00 p.m.).
 Coach Equipment.....Kansas City to St. Paul-Minneapolis.
- No. 32-30-10—The Firefly. Daily.**
 Sleeping Car.....△Oklahoma City to Kansas City (to El Reno No. 43).
 Parlor Car.....Davenport to Chicago.
 Chair Cars.....El Reno to Kansas City.
 Coach Equipment.....Fort Worth to El Reno.
 Kansas City to Chicago.
- No. 24—Jayhawker. Daily.**
 Coach Equipment.....Wichita to Kansas City.
- No. 30-530—Express. Kansas City to Des Moines. Daily.**
 Coach.....Kansas City to Allerton. Motor Car. Allerton to Des Moines.

REFERENCE NOTES

- △Twelve Section Drawing-Room. ♦Sixteen Section Car. ◇Ten Section, 1 D.R., 1 Compt. +Ten Section Drawing-Room, 2 Compts. □Fourteen Section Car.
- || Meals. * Daily. † Daily except Sunday. ○Ten Section Observation. a Stops to receive pay passengers for Chicago. ■Eight Sections.

THROUGH CAR SERVICE AND EQUIPMENT

Colorado and Texas



READ DOWN		Miles	Table F		READ UP	
8-224-11-23 Daily	6-226-17 Daily		18-12-223-5 Daily	24-223-7 Daily	AM	PM
11:00	10:15	0	Lv. Denver	Ar	7:15	1:15
11:00	10:00	0	Lv. Colo. Sprgs. R.I. Sta.	Ar	7:05	12:45
10:15	11:00	432	Ar. Belleville	Lv	6:00	3:31
2:10	2:00	536	Ar. McFarland	Lv	2:10	11:05
2:45	2:05	536	Lv. McFarland	Ar	2:02	9:00
4:00	3:20	586	Ar. Herington	Lv	12:40	7:59
6:30	5:20	659	Ar. Wichita	Lv	10:25	6:15
.....	6:45	709	Ar. Caldwell	Lv	8:45
.....	8:00	756	Ar. Enid	Lv	7:15
.....	9:30	817	Ar. El Reno	Lv	5:30
.....	10:15	844	Ar. Oklahoma City	Lv	10:15
.....	10:15	844	Lv. Oklahoma City	Ar	7:25
.....	6:15	1030	Ar. Fort Worth	Lv	11:20
.....	7:25	1061	Ar. Dallas	Lv	10:00

Table F	EQUIPMENT	Table F
No. 8-224-11-23—Colorado and Wichita. Daily.		
Observation Parlor		
Lounge Car	Colorado to Belleville.	
Sleeping Car	Colorado to Belleville.	
	Δ Goodland to McFarland.	
Dining Car	Colorado to Belleville.	
Chair Car and Coach Equipment	Colorado to Belleville. Belleville to McFarland. McFarland to Wichita.	
No. 6-226-17—Denver and Fort Worth and Dallas. Daily. (Eastbound).		
Lounge Dining	McFarland to Fort Worth and Dallas.	
Sleeping Car	Denver to Belleville.	
Sleeping Cars	Colorado Springs to Belleville.	
Cafe Lounge Club Car	Phillipsburg to Belleville.	
Coach Equipment	Colorado to Belleville. Belleville to McFarland.	
Chair Car	McFarland to Fort Worth and Dallas.	
No. 18-12-225-5—Dallas and Fort Worth and Denver. Daily. (Westbound).		
Lounge Dining	Dallas and Fort Worth to McFarland.	
Sleeping Car	Dallas and Fort Worth to Oklahoma City (from El Reno No. 52).	
Sleeping Cars	Belleville to Denver.	
	Δ Belleville to Colorado Springs.	
Cafe Lounge Club Car	Belleville to Phillipsburg.	
Chair Car	Dallas and Fort Worth to McFarland.	
Coach Equipment	McFarland to Belleville. Belleville to Colorado.	
No. 24-223-7—Wichita-Colorado. Daily.		
Sleeping Car	Δ McFarland to Goodland. Δ Belleville to Colorado.	
Observation Parlor		
Lounge Car	Belleville to Denver.	
Dining Car	Serving Breakfast and Luncheon.	
Chair Car and Coach Equipment	Wichita to McFarland. McFarland to Belleville. Belleville to Colorado.	

St. Louis, Kansas City, St. Joseph and Colorado

READ DOWN		Mls.	Table G		READ UP	
31-223-7 Daily	25-11-225-5 Daily		6-226-12-26 Daily	8-224-32 Daily	AM	PM
.....	11:35	0	Lv. St. Louis	Ar	7:35
.....	11:48	5	Lv. De Baliviere Ave.	Ar	7:12
.....	4:30	160	Lv. Eldon	Ar	2:20
.....	7:14	263	Ar. Pleasant Hill	Lv	11:39
.....	8:15	296	Ar. Kansas City	Lv	10:40
8:10	11:00	296	Lv. Kansas City	Ar	5:00	7:15
9:05	11:55	335	Lv. Lawrence	Ar	3:53	6:08
9:50	12:40	364	Lv. Topeka	Ar	3:15	5:30
.....	8:00	Lv. St. Joseph	Ar	6:30
.....	10:00	364	Lv. Topeka	Ar	3:05	5:20
11:05	2:10	396	Lv. McFarland	Ar	2:00	2:10
2:35	5:30	396	Ar. Belleville	Lv	11:10	11:00
3:31	6:00	500	Lv. Belleville	Ar	11:00	10:15
5:40	9:15	596	Ar. Phillipsburg (C.T.)	Lv	8:30	8:00
4:50	8:25	596	Lv. Phillipsburg (M.T.)	Ar	7:20	6:55
7:55	12:35	735	Ar. Goodland	Lv	3:27	3:55
10:35	4:25	842	Ar. Limon	Lv	12:25	1:25
1:15	7:15	932	Ar. Denver	Lv	10:15	11:00
12:45	7:05	921	Ar. Colorado Springs R.I. Sta.	Lv	10:00	11:00

Table G	EQUIPMENT	Table G
No. 31-223-7. Daily.		
Sleeping Car	Δ Kansas City to Goodland. Δ Belleville to Colorado.	
Observation Parlor		
Lounge Car	Belleville to Denver.	
Coach Equipment	Kansas City to Belleville. Belleville to Denver. Limon to Colorado Springs.	
No. 25-17-225-5—St. Louis and Colorado Express. Daily. WESTBOUND		
Cafe Lounge Club Car	Belleville to Phillipsburg.	
Sleeping Cars	Δ Belleville to Colorado Springs.	
	Δ Belleville to Denver.	
	Δ St. Louis to Kansas City (to Los Angeles on No. 3) (open at 9:30 p.m.).	
Chair Cars	St. Louis to Kansas City.	
Coach Equipment	Kansas City to Belleville. Belleville to Denver. Limon to Colorado Springs.	
No. 8-224-32. Daily.		
Sleeping Car	Δ Goodland to Kansas City.	
Observation Parlor		
Lounge Car	Denver to Belleville.	
Coach Equipment	Colorado Springs to Limon. Denver to Belleville. Belleville to Kansas City.	
No. 6-226-12-26—Colorado and St. Louis Express. Daily. EASTBOUND		
Sleeping Cars	Δ Kansas City to St. Louis (from Los Angeles on No. 4). Δ Colorado Springs to Belleville.	
	Δ Denver to Belleville.	
Cafe Lounge Club Car	Phillipsburg to Belleville.	
Chair Car	Kansas City to St. Louis.	
Coach Equipment	Colorado Springs to Limon. Denver to Belleville. Belleville to Kansas City.	

a Stops to discharge pay passengers from Clay Center line and beyond.
NOTE—Connections are made at Denver and Colorado Springs for Colorado, Utah, Yellowstone Park, California and Pacific Northwest.
For local time tables see table 4, pages 22-23.
For CALIFORNIA service see table C on page 8.

Chicago, Bureau and Peoria

READ DOWN				Mls.	Table H		READ UP				
221 Daily	213 Daily	207 Daily	209 Daily		230 Daily	222-22 Daily	208 Daily	210 Daily	AM	PM	PM
.....	5:00	9:30	1:45	0	Lv. Chicago	Ar	6:57	12:15	5:15	8:45
.....	5:12	9:43	1:58	6	Lv. Englewood	Ar	6:44	12:01	5:00	8:30
.....	10:30	40	Lv. Joliet	Ar	5:35	11:10	4:05
.....	7:35	12:17	4:10	114	Ar. Bureau	Lv	2:40	9:15	2:15	6:05
5:00	7:35	12:26	4:15	114	Lv. Bureau	Ar	2:30	9:10	2:10	6:05
6:25	8:45	1:35	5:30	161	Ar Peoria (C. R. I. & P. Depot)	Lv	1:00	8:00	1:00	5:00

Table H	WESTBOUND EQUIPMENT	EASTBOUND	Table H
No. 209—Chicago to Peoria. Daily.			
Sleeping Car	Chicago to Peoria. (open Chicago 9:45 p.m.—Peoria 8 a.m.).		
Coach Equipment	Chicago to Peoria.		
No. 207—Chicago-Peoria Special. Daily.			
Parlor Car (R.I. Car)	Chicago to Peoria.		
Dining Car	Chicago to Peoria.		
Coach Equipment	Chicago to Peoria.		
No. 213—Peorian. Daily.			
Parlor Car (R.I. Car)	Chicago to Peoria.		
Dining Car	Chicago to Peoria.		
Coach Equipment	Chicago to Peoria.		
No. 221—Bureau to Peoria. Daily.			
Coach Equipment	Bureau to Peoria.		
No. 230—Peoria to Chicago. Daily.			
Sleeping Car	Peoria to Chicago. (open at 9:30 p.m.).		
Coach Equipment	Peoria to Chicago.		
No. 222-22—Peoria to Chicago. Daily.			
Parlor Car	Peoria to Chicago.		
Coach Equipment	Peoria to Chicago.		
No. 208—Peoria-Chicago Special. Daily.			
Parlor Car (R.I. Car)	Peoria to Chicago.		
Coach Equipment	Peoria to Chicago.		
No. 210—Peorian. Daily.			
Parlor Car (R.I. Car)	Chicago to Peoria.		
Dining Car	Peoria to Chicago.		
Coach Equipment	Peoria to Chicago.		

For local time tables between Bureau and Peoria, see table 12.

REFERENCE NOTES.

Δ Meals. f Stops on signal.
◆ Ten-Section, One-Compartment, One Drawing-Room.
⊙ Ten-Section, Observation Car. ■ Eight Sections.

Δ Twelve-Section, Drawing-Room.
◆ Sixteen-Section Car.
⊕ Ten-Sec., Drawing-Room, 2 Compts.

⊕ Eight-Section, Two Compartment, One Drawing-Room.
◆ Twelve-Section, Drawing-Room, Compt.
⊕ Twelve-Section, Four Enclosed Sections.

THROUGH CAR SERVICE AND EQUIPMENT

Chicago and Peoria to Rock Island, Davenport, Des Moines and Omaha

		213	303	3	1	19	5	23	7	9			Table I				6	14	8	10	22	20	4
		Daily	Daily	Daily	Daily	Daily	Daily	Daily	Daily	Daily	Mls.			Daily	Daily	Daily	Daily	Daily	Daily	Daily	Daily	Daily	
		PM	PM	PM	PM	PM	PM	PM	AM	AM		Central Time		AM	AM	PM	PM	PM	PM	AM	AM		
.....	5.00	8.45	6.00	4.00	11.30	8.45	10.30	12.30	0	Lv. Chicago	Ar	7.57	7.27	3.15	8.55	12.15	7.57	9.30				
.....	5.12	8.56	6.13	4.13	11.41	8.56	10.41	12.45	6	Lv. Englewood	Ar	7.42	7.14	3.00	8.40	12.01	7.42	9.15				
.....	c	o	u	d					40	Lv. Joliet	Ar				7.50	11.10						
.....										Lv. Peoria	Ar	6.25		1.35	7.45	7.25						
.....	7.35		8.30	7.10			1.00	3.55	114	Lv. Bureau	Ar	4.40		12.26	6.07	9.15	4.40					
.....	PM		12.35	10.00	9.25	3.20	12.35	2.30	6.00	181	Ar	3.10	3.00	11.10	4.25	6.30	3.10	5.05				
.....			AM	10.10	9.45	3.40	12.40	2.35	6.15	181	Lv. Rock Island	Ar	1.15	2.55	11.05	4.20	6.25	3.00	AM			
.....				10.20	9.55	3.40	12.48	2.45	6.30	183	Ar	1.05	t	10.55	4.20	6.15	2.50					
.....			PM	9.55	3.40	12.48	2.45	6.30	183	Lv. Davenport	Ar	1.05	t	10.55	4.10	AM	2.50					
.....				10.55			1.42	3.40	7.45	221	Ar	12.02		9.59	3.14		2.00					
.....				7.30	4.37	6.55	11.30	358	Ar	Lv. West Liberty	Ar	8.10	11.00	7.00	12.15							
.....				8.00	4.47	7.10		358	Lv. Des Moines	Ar	7.55	10.45	6.45	12.15								
.....	5.00			12.20	8.25	10.50		499	Ar	Lv. Council Bluffs	Lv	4.05	6.50	3.05	8.10							
.....	9.30			12.45	8.52	11.15		503	Ar	Lv. Omaha	Lv	3.43	6.30	2.40	7.50							
.....	9.53											PM	PM	AM	AM							

Table I WESTBOUND
No. 5—Colorado Express. Daily.
Observation Lounge Car ⊕ Chicago to Council Bluffs.
Cafe Lounge Club Car ⊕ Rock Island to Omaha (to Phillipsburg).
Sleeping Cars..... ⊕ Chicago to Omaha (to Colorado).
 ⊕ Chicago to Des Moines.
 ⊕ Chicago to Omaha (to Colorado).
Coach Equipment..... Chicago to Omaha (to Colorado).
No. 7—Rocky Mountain Limited. Daily.
Observation Parlor Lounge Car..... Chicago to Omaha (to Denver). Barber and Valet Service.
Sleeping Cars..... ⊕ Chicago to Omaha (to Colorado).
Parlor Car (R. I. Car)..... Chicago to Des Moines.
Dining Car..... Chicago to Omaha (to Denver).
Coach Equipment..... Chicago to Omaha (to Colorado).
 Handles California equipment to Rock Island for Train 11. See Table B.
No. 23—Iowa-Nebraska Limited. Daily.
Cafe Lounge Club Car..... Des Moines to Omaha. (Serving Breakfast).
Sleeping Cars..... ⊕ Chicago to Omaha.
 ⊕ Des Moines to Omaha (open at 9.30 p.m.).
Coaches..... Chicago to Omaha.
No. 9—Chicago to Des Moines. Daily.
Sleeping Car..... ⊕ Chicago to Iowa City.
 ⊕ Chicago to Davenport (open at 9.45 p.m.).
Coach Equipment..... Chicago to Des Moines.
No. 303—Daily.
Coach Equipment..... Des Moines to Omaha.
No. 19—Daily.
Cafe Lounge Car..... Chicago to Davenport.
Sleeping Car..... ⊕ Chicago to Davenport (to Mpls. No. 21-61).
Coach Equipment..... Chicago to Davenport (to Mpls. No. 21-61 to Sioux Falls No. 21-61-419).
No. 3 and No. 1—For Equipment see Tables A and D.

EQUIPMENT
 ⊕ Twelve Section Drawing-Room Car.
 ⊕ Sixteen Section Car.
 ⊕ Ten Section, One Drawing-Room, Two Compartments.
 ⊕ Eight Section, Two Compartments, One Drawing-Room.
 ⊕ Fourteen Section Car.
 ⊕ 10 Section, 1 Drawing-Room, 1 Compartment.
 ⊕ 8 Section, Observation Lounge Car.
 ⊕ Twelve Sec. 4 enclosed Sections.
 Available
 Rock Island 7.00 a.m.
 Davenport 8.00 a.m.

Table I EASTBOUND
No. 6—Colorado Express. Daily.
Cafe Lounge Club Car..... Omaha to Des Moines (from Phillipsburg) (to Chicago No. 14).
Sleeping Car..... ⊕ Omaha to Rock Island (for Chicago on No. 14).
 ⊕ Omaha to Des Moines (to Chicago No. 14).
 ⊕ Iowa City to Chicago.
Coach Equipment..... Omaha to Chicago (from Colorado).
 Handles equipment from Train 12 from California. See Table B.
 Handles equipment trains 16-62-20 from Minneapolis and St. Paul also trains 420-62-20 from Estherville.
No. 14—Iowa-Nebraska Limited. Daily.
Observation Lounge Car ⊕ Omaha to Chicago.
Cafe Lounge Club Car..... Omaha to Chicago (serving all meals).
Sleeping Car..... ⊕ ⊕ Des Moines to Chicago (open for occupancy at 9.30 p.m.).
 ⊕ Davenport to Chicago (open at 9.30 p.m.).
Coach Equipment..... Omaha to Chicago.
No. 8—Rocky Mountain Limited. Daily.
Observation Parlor Lounge Car..... Omaha to Chicago (from Denver). Barber, Valet Service.
Sleeping Cars..... ⊕ ⊕ Omaha to Chicago (from Colorado).
 ⊕ Omaha to Des Moines (open at 9.30 p.m.).
Dining Car..... Omaha to Chicago (from Denver).
Coach Equipment..... Omaha to Chicago (from Colorado).
No. 10—Omaha and Des Moines to Chicago. Daily.
Parlor Car (R. I. Car)..... Des Moines to Chicago.
Parlor Car..... Davenport to Chicago.
Dining Car..... Des Moines to Chicago.
Coach Equipment..... Omaha to Chicago.
No. 22—Davenport and Peoria to Chicago. Daily.
Coach Equipment..... Peoria to Chicago, Rock Island to Chicago.
No. 4—For Equipment see Table A. No. 20—For Equipment see Table K.

REFERENCE NOTES

* Daily. † Except Sunday.
 c Stops to take on pay passengers for points where scheduled to stop and on Sundays to discharge pay passengers from Englewood or Chicago.
 d Stops to discharge pay passengers from Englewood or beyond and to take on sleeping car passengers for Des Moines or beyond. j Connection via Bureau. k via Rock Island.
 e Stops to receive passengers for El Paso and beyond when advance reservation has been made. p Stops to discharge passengers from El Paso or beyond.
 f Stops to receive pay passengers for Englewood or beyond and to discharge pay passengers from Des Moines or beyond. u Stops to receive pay passengers for points where scheduled to stop.
 g Stops to discharge pay passengers from Moline or beyond.
For local time tables see table 1.

Go via de luxe

Golden State Limited

No Extra Fare

to ARIZONA - CALIFORNIA

"There is no Finer Train"

Quickest daily through service by 11½ hours Chicago to Phoenix and quickest via Phoenix to San Diego—Coronado—La Jolla, Los Angeles, Santa Barbara. All the noted southwestern resorts en route—only through service to El Paso (Carlsbad Caverns), Tucson, Chandler, Indio, Palm Springs, Agua Caliente. 61 hours Chicago to the Coast. A thousand colorful miles through the Garden of Allah! Sunniest route to sunny California!

Morning
and
Evening
Trains
from Chicago

Take your
automobile
with you
Fast Service
Low Rates

THROUGH CAR SERVICE AND EQUIPMENT

Chicago, St. Paul, Minneapolis and Sioux Falls

READ DOWN				Table K				READ UP	
		9-63-59	18-21-61			16-62-	64-6		
		Daily	Daily			20-6	Daily		
		AM	PM			AM	PM		
	12.30	4.00	0	Lv.	Chicago	Ar*	7.57	* 7.57	
	12.45	4.13	6	Lv.	Englewood	Ar	7.42	7.42	
	a 1.00	a 5.00		Lv.	Peoria	Ar	6.25	a 6.25	
	6.00	9.25	181	Ar	Rock Island	Lv	3.10	3.10	
	6.15	9.45	181	Lv	Davenport	Ar	3.00	1.15	
	6.30	9.55	183	Lv	West Liberty	Ar	2.50	1.05	
	7.45	10.55	221	Lv	Cedar Rapids	Ar	2.00	12.02	
	8.00	11.15	221	Lv	Waterloo	Ar	1.55	* 8.15	
	9.00	12.10	257	Lv	Manly	Ar	1.00	7.00	
	9.15	12.25	257	Lv	Albert Lea	Ar	12.45	6.30	
	10.40	1.52	310	Ar	Faribault	Lv	11.20	4.45	
	1.00	4.10	385	Ar	Northfield	Lv	9.15	12.15	
	1.55	5.00	413	Ar	St. Paul	Lv	8.21	12.50	
	3.09	6.11	460	Ar	Minneapolis	Lv	7.12	11.00	
	3.35	6.35	473	Ar	Sioux Falls	Lv	6.49	10.33	
	4.45	7.45	513	Ar		Lv	5.40	9.10	
	5.40	8.30	525	Ar		Lv	* 5.00	* 8.30	
							PM	AM	
							20	Daily	
							PM	AM	
							11.10		
							4.35		
							3.55		
							* 1.00		
							PM	AM	

For local time tables see tables 8, 9 and 30.
 *Daily. †Except Sunday. ‡Meals.
 a Connection via Bureau. b Connection via Rock Island.

Table K EQUIPMENT Table K

No. 19-21-61—Chicago-Twin Cities Express. Daily.

Sleeping Car..... ΔChicago to St. Paul-Minneapolis.
Dining Car..... Chicago to Rock Island.
Lounge-Dining-Sleeping Car..... West Liberty to Minneapolis.
Coach Equipment..... Chicago to St. Paul-Minneapolis.
 Chicago to Sioux Falls.

No. 9-63-59—Chicago and Twin Cities. Daily.

Sleeping Car..... □Chicago to Davenport (open at 10.15 p. m.) Available: Rock Island until 7.00 a. m., Moline, 8.00 a. m., Davenport, 8.00 a. m.

Coach Equipment..... Chicago to West Liberty.
 West Liberty to Manly, Manly to St. Paul-Minneapolis (from St. Louis).

No. 16-62-20-6—Twin Cities-Chicago Express. Daily.

Sleeping Car..... ΔMinneapolis-St. Paul to Chicago.
Lounge-Dining-Sleeping Car..... ■Minneapolis to West Liberty.
Coach Equipment..... Minneapolis-St. Paul to Chicago.
 Sioux Falls to Chicago.

No. 64-6—Twin Cities and Chicago.

Sleeping Cars..... †ΔWest Liberty to Chicago (from Colorado).
Coach Equipment..... Minneapolis to West Liberty. West Liberty to Chicago.

Minneapolis, St. Paul, Cedar Rapids and St. Louis

READ DOWN				Table L				READ UP	
		16-62-12	64-8			15-61	1-63-59		
		Daily	Daily			Daily	Daily		
		PM	AM			AM	PM		
	5.00	8.30	0	Lv.	Minneapolis	Ar	8.30	5.40	
	5.40	9.10	11	Lv.	St. Paul	Ar	7.45	4.45	
	11.20	4.45	214	Lv.	Waterloo	Ar	1.52	10.40	
	1.00	7.00	266	Lv.	Cedar Rapids	Ar	12.10	9.00	
	4.15	10.35	364	Ar	Burlington	Lv	9.15	5.55	
	7.53	12.30	407	Ar	Keokuk (C. B. & Q.)	Lv	7.33	4.25	
	12.59	7.12	585	Ar	St. Louis (C. B. & Q.)	Lv	2.15	11.45	

For local time tables see table 8. ||Meals.

Table L EQUIPMENT EASTBOUND Table L

No. 64-8—Twin Cities-St. Louis Special. Daily.
Sleeping Car..... ΔBurlington to St. Louis, (via C. B. & Q.)
Coach Equipment..... Minneapolis-St. Paul to St. Louis (C. B. & Q. beyond Burlington).
 No. 16-62-12—Twin Cities-St. Louis. Daily.
Lounge-Dining-Sleeping Car..... ■Minneapolis-St. Paul to St. Louis (C. B. & Q. beyond Burlington).
Coach Equipment..... Minneapolis-St. Paul to Manly, Manly to St. Louis (C. B. & Q. beyond Burlington).

No. 15-61—St. Louis-Twin Cities Express. Daily.
Lounge-Dining-Sleeping Car..... ■St. Louis to St. Paul-Minneapolis (C. B. & Q. to Burlington).
Coach Equipment..... St. Louis to St. Paul-Minneapolis (C. B. & Q. to Burlington).
 No. 1-63-59—St. Louis-Twin Cities Special. Daily.
Sleeping Car..... ΔSt. Louis to Burlington, (via C. B. & Q.).
Coach Equipment..... St. Louis to Manly, Manly to St. Paul-Minneapolis (C. B. & Q. to Burlington).

Minneapolis, St. Paul, Des Moines, Omaha and Colorado

READ DOWN				Table M				READ UP	
		32-5	Mls.			8-59	6-17		
		Daily				Daily	Daily		
		PM				PM	AM		
	10.40	0	Lv.	Minneapolis	Ar	5.40	8.00		
	11.20	11	Lv.	St. Paul	Ar	4.45	7.15		
	2.16	111	Lv.	Albert Lea	Ar	1.55	4.35		
	3.30	149	Lv.	Mason City	Ar	12.22	3.30		
	4.52	194	Lv.	Iowa Falls	Ar	10.35	2.04		
	7.10	270	Ar	Des Moines	Lv	8.15	11.45		
	8.00	270	Lv	Des Moines	Ar	6.45	7.55		
	12.45	415	Ar	Omaha	Lv	2.40	3.43		
	1.05	415	Lv	Omaha	Ar	2.20	3.30		
	7.15	995	Ar	Denver	Lv	11.00	10.15		
	7.05	984	Ar	Colorado Springs R. I. Sta.	Lv	11.00	10.00		

For local time tables see tables 1 and 3.
 For connections to and from California points see table C.

Table M EQUIPMENT WESTBOUND Table M

No. 32-5—Minneapolis, St. Paul, Omaha and Colorado. Daily.
Observation-Sleeping Car ○Minneapolis to Des Moines.
Sleeping Car..... □Minneapolis-St. Paul to Des Moines.
Cafe-Lounge-Club Car..... †ΔDes Moines to Denver and Colorado Springs.
Coach Equipment..... Des Moines to Phillipsburg.
 Minneapolis-St. Paul to Des Moines—Des Moines to Colorado.
 No. 8-59—Colorado, Omaha and St. Paul-Minneapolis. Daily. EASTBOUND
Observation-Parlor-Lounge Car..... Denver to Des Moines.
Observation-Sleeping Car ○Des Moines to Minneapolis.
Sleeping Cars..... x ⊕Denver and Colorado Springs to Des Moines.
 □Omaha to Des Moines.
Dining Car..... Denver to Des Moines.
 □Colorado to Des Moines.
Coach Equipment..... Des Moines to St. Paul-Minneapolis.

No. 6-17—Colorado to Twin Cities. Daily.
Sleeping Car..... †ΔColorado Springs and Denver to Des Moines.
 □Des Moines to St. Paul-Minneapolis.
Cafe-Lounge-Club Car..... Phillipsburg to Des Moines.
Lounge-Dining-Sleeping Car..... ■Des Moines to Minneapolis.
Coach Equipment..... Colorado to Des Moines. Des Moines to St. Paul-Minneapolis.

Chicago, Memphis, Little Rock and Hot Springs

READ DOWN				Table N				READ UP	
		3-45	Miles			50-4	Daily		
		Daily				Daily			
	6.15PM	0	Lv.	Chicago (Via Ill. Cent. R. R.)	Ar	10.00AM			
	8.35AM	534	Ar	Memphis (Via Ill. Cent. R. R.)	Lv	8.55PM			
	8.45AM	534	Lv	Memphis (Via C. R. I. & P.)	Ar	8.45PM			
	11.30AM	667	Ar	Little Rock (Via C. R. I. & P.)	Lv	6.00PM			
	11.35AM	667	Lv	Little Rock (Via C. R. I. & P.)	Ar	5.55PM			
	1.20PM	728	Ar	Hot Spgs. Nat'l Pk. (Via C.R.I. & P.)	Lv	4.20PM			

For local time tables, Memphis to Hot Springs, see table 5 and table 6.

Table N EQUIPMENT WESTBOUND Table N

No. 3-45—Chicago-Hot Springs Limited. Daily.
Observation-Parlor Car... Memphis to Hot Springs (R. I. Car).
Sleeping Car..... †Chicago to Hot Springs (I. C. R. R. No. 3, Chicago to Memphis).
Dining Car..... Serving all meals.
Coach Equipment..... Chicago to Memphis. Memphis to Hot Springs.

EASTBOUND

No. 50-4—Hot Springs-Louisiana. Daily.
Observation-Parlor Car... Hot Springs to Memphis (R. I. Car).
Sleeping Cars..... †Hot Springs to Chicago (I. C. R. R. No. 8, Memphis to Chicago).
Dining Car..... Serving all meals.
Coach Equipment..... Hot Springs to Memphis.

ΔTwelve Section Drawing-Room Car. ⊕Ten Section, One Compartment, One
 ♦Sixteen Section Car. □Drawing-Room.
 xEight Section, Two Compartment, One □Fourteen Section Car.
 Drawing-Room. ■Eight Section.
 †Ten Section, Two Compartment, One Drawing-Room. ○Ten Section Observation Car.

Chicago, Davenport, Des Moines and Omaha to Colorado

Table 1 READ DOWN

READ UP Table 1

209 Daily	213 Daily	207 Daily	7-11 Daily	1 Daily	3 Daily	19-21 Daily	9 Daily	23 Daily	5 Daily	7 Daily	Mls.	STATIONS	Alt.	8 Daily	6 Daily	14 Daily	10 Daily	20-6 Daily	4 Daily	22 Daily	208 Daily	230 Daily	210 Daily	
AM	PM	AM	AM	PM	PM	PM	AM	PM	PM	AM		CHICAGO, ILL.	Ar	PM	AM	AM	PM	AM	AM	PM	PM	PM	PM	PM
1.45	5.00	9.30	10.30	6.00	8.45	4.00	12.30	8.45	11.30	10.30	0	ENGLEWOOD (63d Street)	Ar	3.15	7.57	7.27	8.55	7.57	9.30	12.15	6.15	6.57	8.45	8.30
1.58	5.12	9.43	10.41	6.13	8.58	4.13	12.45	8.58	11.41	10.41	6	WASHINGTON HEIGHTS	Ar	3.00	7.42	7.14	8.40	7.42	9.15	12.01	6.00	6.44	8.30	
											12	BLUE ISLAND	Ar											
											16	JOLIET, U. D.	Ar											
											40	BIRD'S BRIDGE (Ill. & Mich. Canal)	Ar											
											47	MINOOKA	Ar											
											51	MORRIS	Ar											
											51	STOCKDALE	Ar											
											62	SENECA	Ar											
											66	MARSELLES	Ar											
											77	OTTAWA	Ar											
											85	UTICA (Starved Rock)	Ar											
											94	L. SALLE	Ar											
											99	PERU	Ar											
											100	SPRING ALLEY	Ar											
											104	DE PUE	Ar											
											110	BUREAU 12	Ar											
											114	TISKILWA	Ar											
											114	WYANET	Ar											
											122	SHEFFIELD	Ar											
											129	MINERAL	Ar											
											137	ANNAWAN	Ar											
											142	ATKINSON	Ar											
											146	GENESOO	Ar											
											152	GREEN RIVER	Ar											
											159	COLONA	Ar											
											168	CARBON CLIFF	Ar											
											170	SILVIS	Ar											
											174	EAST MOLINE	Ar											
											175	MOLINE	Ar											
											179	ROCK ISLAND, ILL.	Ar											
											181	2-4-18	Ar											
											181	MISSISSIPPI RIVER	Ar											
											183	DAVENPORT, IA. 2-4-8	Ar											
											183	WALCOTT	Ar											
											195	STOCKTON	Ar											
											199	DURANT	Ar											
											202	WILTON 13	Ar											
											208	MOSCOW	Ar											
											211	ATLASSA	Ar											
											216	WEST LIBERTY 8-9	Ar											
											221	DOWNEY	Ar											
											221	IOWA CITY (Wright Street) 17	Ar											
											227	TIFFIN	Ar											
											237	OXFORD	Ar											
											245	HOMESTEAD	Ar											
											252	SOUTH AMANA	Ar											
											257	MARENGO	Ar											
											267	LADORA	Ar											
											274	VICTOR	Ar											
											280	CARNFORTH	Ar											
											283	BROOKLYN	Ar											
											288	MALCOM	Ar											
											294	GRINNELL	Ar											
											303	TURNER	Ar											
											309	KELLOGG	Ar											
											314	NEWTON 20	Ar											
											323	METZ	Ar											
											329	COLFAX	Ar											
											335	MITCHELLVILLE	Ar											
											341	ALTOONA 28	Ar											
											347	EAST DES MOINES	Ar											
											357	DES MOINES 3-26-28	Ar											
											358	VALLEY JUNCTION 29	Ar											
											358	COMMERCE	Ar											
											366	BOONEVILLE	Ar											
											373	VAN METER	Ar											
											377	DE SOTO	Ar											
											380	EARLHAM	Ar											
											387	DEXTER	Ar											
											393	STUART	Ar											
											398	MENLO 21	Ar											
											403	CASEY	Ar											
											410	ADAIR	Ar											
											417	ANITA	Ar											
											426	WIOTA	Ar											
											433	ATLANTIC 22-23	Ar											
											440		Ar											

A. M. time shown in LIGHT face type; P. M. time shown in DARK face type.

Equipment of all through trains is shown on pages 6 to 13

Let the **ROCK ISLAND** take YOU and your CAR.

For that Winter or Summer Outing—or for business, consider the new Low Cost plan of transporting private automobiles by rail.

Fast Service—Low Rates

Ask any Rock Island agent for details.

CHICAGO

THE PARMELEE COMPANY

PASSENGER AND BAGGAGE TRANSFER

A uniformed agent of THE PARMELEE COMPANY boards all incoming trains of the C. R. I. & P. Ry. before arrival at terminal station. Passengers may arrange with him for transfer of themselves and their baggage to other Stations or Loop Hotels, also for the handling of their baggage between railway stations and any city address.

1934

A CENTURY OF PROGRESS

CHICAGO

Convenient Station Facilities

At Chicago—2 Stations

Table 2

"Golden State Route"

Table 2

FROM Chicago, St. Louis, Kansas City TO Los Angeles, San Diego

Chicago, St. Louis, Twin Cities, Des Moines, St. Joseph, Excelsior Springs, Kansas City, El Paso and California

READ DOWN

READ UP

READ DOWN

READ UP

Main schedule table with columns for stations, times, and distances. Includes sections for 'GOLDEN STATE LIMITED' and 'STOPOVERS'.

A. M. time shown in LIGHT face type; P. M. time shown in DARK face type.

Equipment of all through trains is shown on pages 6 to 13

Continuation of the main schedule table, listing stations from St. Louis to Kansas City and beyond.

A. M. time shown in LIGHT face type; P. M. time shown in DARK face type.

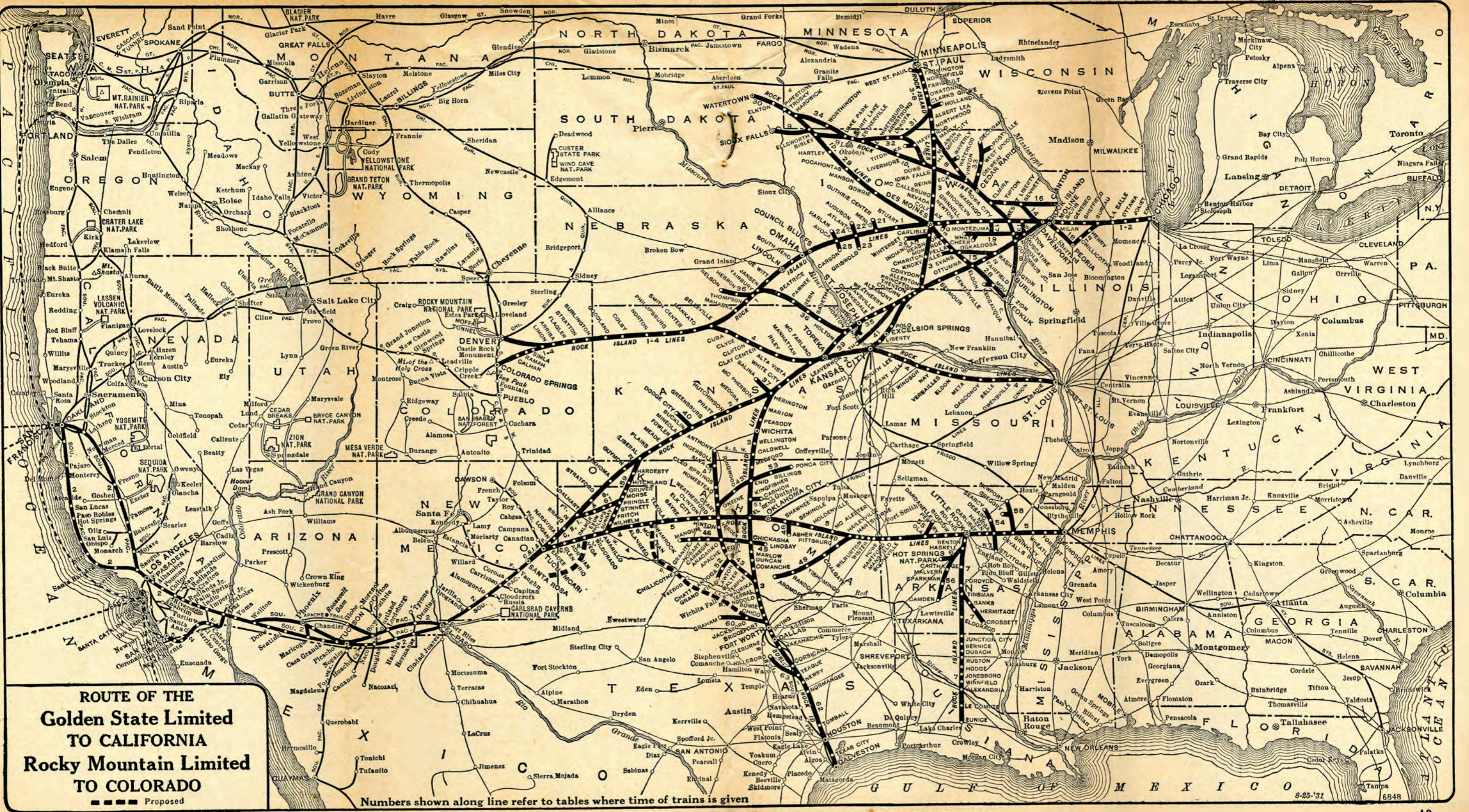
Equipment of all through trains is shown on pages 6 to 13

Table with columns for station numbers and names, including Los Angeles, Santa Barbara, San Luis Obispo, Paso Robles, Monterey, San Jose, San Francisco.

REFERENCE NOTES

- a Stops to discharge paying passengers from Chicago and Englewood.
b Stops to discharge pay passengers from Topeka and east (includes livestock transportation).
c Stops to receive pay passengers for points where scheduled to stop.
d Stops to discharge pay passengers from El Paso or beyond.
e Stops to receive pay passengers for Kansas City, also for Pullman Passengers for El Paso or beyond and to discharge pay passengers from Davenport and points east.
f Stops on signal by Agent or notice to Conductor.
g Stops to let off pay passengers from Muscatine and points east.
h Stops to let off pay passengers from Kansas City or beyond.
i Stops to discharge paying passengers from Kansas City or Topeka.
j Golden State Limited Train No. 3 will stop at Dalhart, Tex., to pick up pay passengers ticketed from C. & S. and Ft. W. & D. C. points, and beyond, and to other points where scheduled to stop when pullman space is available.
k Golden State Limited Train No. 4 will stop at Dalhart, Tex., to discharge pay passengers from El Paso, Tex., and beyond ticketed to points on C. & S. and Ft. W. & D. C., and to pick up for points where scheduled to stop when pullman space is available.
l Stops to discharge pay passengers from Los Angeles.
m Stops to discharge passengers holding through tickets to St. Joseph.
n Stops to discharge passengers from Phoenix.
o Stops to discharge pay passengers from Davenport or beyond.
p Stops to receive pay passengers for points southwest of Herington.
q Stops to receive revenue passengers for Topeka and Kansas City.
r Stops to discharge pay passengers from Tempe or beyond.
s Stops to receive pay passengers for Phoenix or beyond.
t Stops to receive pay passengers for El Paso and points west where scheduled to stop, including any point in California, when advance reservation has been made.
u Stops to receive pay passengers for Kansas City or beyond.
v Stops to let off Airplane passengers when previous arrangements have been made.
w Stops to receive pay passengers for Los Angeles.
x Stops to discharge pay passengers from Clay Center Line and beyond.
y Stops to receive passengers from Braniff Air Line for St. Paul, Minneapolis or beyond and for Davenport, Rock Island, Moline and Chicago.
z Via Bureau.
A Stops to receive pay passengers for Hutchinson and beyond where train is scheduled to stop.
B Via Rock Island.
C Stops to receive pay passengers for south and southwest of Herington except California points.
D Stops to let off pay passengers from Yuma or beyond.
E Stops to discharge pay passengers from points west of Liberal and to receive for Davenport and east.
F Stops to receive pay passengers for El Paso, Kansas City or beyond and for Bucklin and west where scheduled to stop.
G Stops to discharge pay passengers from Kansas City, Mo.
H Stops on signal to take on passengers for Englewood and Chicago.
I Stops to discharge pay passengers from Wichita and south.
J Stops to discharge revenue passengers from California points.
K Stops to receive paying passengers for points north of Allerton.
L Stops to receive or discharge pay passengers to or from Kansas City, or to or from Davenport and points east.
M Service stop—Will let off pay passengers or receive for points where scheduled to stop if advance reservations have been made.
N Stops to discharge pay passengers and those holding transportation not good Interstate.
Note 1—When advance reservations have been made for this train, No. 3 will stop at any station between Chicago and Hutchinson, Kan., except Lawrence, Kan., to receive paying passengers for El Paso or beyond, where train is scheduled to stop including any point in California, and will stop at any station Yuma or west to discharge paying passengers from Hutchinson and east, and No. 4 will stop at any station between Hutchinson, Kan. and Chicago, except Lawrence, Kan., to let off paying passengers from El Paso and west, and will stop at any station Yuma or west to receive paying passengers for points Hutchinson and east.
Note 3. Train No. 3 stops at any station Tucumcari to El Paso to let off pay passengers from points east or north of Tucumcari.

Continued at top of next column



**ROUTE OF THE
Golden State Limited
TO CALIFORNIA
Rocky Mountain Limited
TO COLORADO**

— — — — Proposed

Numbers shown along line refer to tables where time of trains is given

OVER 8,000 MILES OF MODERN RAILROAD IN FOURTEEN STATES

Route of the Mid-Continent Special

Minneapolis-St. Paul, Mason City, Des Moines, St. Joseph, Excelsior Springs, Kansas City, Fort Worth and Dallas

Table 3 READ DOWN				Table 3 READ UP									
64 Daily	32-31 Daily	16-15 Daily	Mls.	STATIONS	12-18-17 Daily	58-59 Daily	61 Daily	31 Daily	17 Daily	Mls.	STATIONS	18 Daily	32 Daily
8.30	10.40	5.00	0	Lv. MINNEAPOLIS, MINN. Ar	8.00	5.40	8.30	10.32	3.30	9.98	Lv. RINGGOLD, TEX. Ar	1.44	4.31
				Mississippi River				10.49	V...	10.10	Lv. STONEBURG	1.45	4.15
				Lv. ST. PAUL Ar	7.15	4.45	7.45	11.05	4.03	10.18	Lv. BOWIE	1.12	4.02
				NEWPORT n	L...	L...	L...	11.21	V...	10.29	Lv. PARK SPRINGS n	1.12	4.44
				INVER GROVE River	L...	L...	L...	11.32	4.33	10.37	Lv. CHICO	1.12	3.32
				ROSEMOUNT	L...	L...	L...	11.45	4.52	10.44	Lv. BRIDGEPORT 60	12.30	3.20
				FARMINGTON	L...	L...	L...				Trinity River		
				CASTLE ROCK	L...	L...	L...				PARADISE	3.06	3.06
				NORTHFIELD	L...	L...	L...				BOYD	2.54	2.54
				DUNDAS	L...	L...	L...				NEWARK	2.44	2.44
				FARIBAULT (Cannon River)	L...	L...	L...				HICKS	2.35	2.35
				MEDFORD Straight River	L...	L...	L...				SAGINAW	2.27	2.27
				Lv. ROCHESTER (C. & N.W.) Ar	8.30	7.45	8.30				NORTH FT. WORTH		
				OWATONNA	L...	L...	L...				Trinity River		
				HOPE (Straight River)	L...	L...	L...				FORT WORTH 60 (Union Station) Ar	11.20	2.00
				ELLENDALE	L...	L...	L...				Sylvania River		
				CLARKS GROVE	L...	L...	L...				HURST		
				Albert Lea River	L...	L...	L...				TARRANT		
				Lv. ALBERT LEA 8-31 Lv	4.35	1.55	5.00				LIGGETT		
				GLENVILLE	L...	L...	L...				IRVING	10.13	10.13
				Shell Rock River	L...	L...	L...				Elm Fork Trinity River		
				GORDON, MINN. n	L...	L...	L...				Ar. DALLAS (Un. Sta.) 62 Lv	10.00	10.00
				NORTHWOOD, IA	L...	L...	L...						
				Shell Rock River	L...	L...	L...						
				KENSETT	L...	L...	L...						
				MANLY 8	L...	L...	L...						
				MASON CITY	L...	L...	L...						
				CLEAR LAKE JCT	L...	L...	L...						
				FLINT	L...	L...	L...						
				HURLEY	L...	L...	L...						
				SHEFFIELD	L...	L...	L...						
				CHAPIN	L...	L...	L...						
				HAMPTON	L...	L...	L...						
				REEVE	L...	L...	L...						
				BRADFORD	L...	L...	L...						
				IOWA FALLS 9-32	L...	L...	L...						
				Iowa Falls River	L...	L...	L...						
				RACINE	L...	L...	L...						
				BUCKEYE	L...	L...	L...						
				SHERMAN	L...	L...	L...						
				RADCLIFFE CROSSING n	L...	L...	L...						
				GARDEN CITY	L...	L...	L...						
				McCALLSBURG	L...	L...	L...						
				FERNALD	L...	L...	L...						
				NEVADA	L...	L...	L...						
				SHIPLEY	L...	L...	L...						
				CAMBRIDGE	L...	L...	L...						
				ELKHART	L...	L...	L...						
				ENTERPRISE	L...	L...	L...						
				EAST DES MOINES n	L...	L...	L...						
				Des Moines River	L...	L...	L...						
				DES MOINES {Lv	11.45	8.15	PM						
				1-26-28	L...	L...	L...						
				Des Moines River	L...	L...	L...						
				CARLSLE 26	L...	L...	L...						
				HARTFORD	L...	L...	L...						
				BEECH	L...	L...	L...						
				KIMBALL	L...	L...	L...						
				NEPAS	L...	L...	L...						
				MELCHER	L...	L...	L...						
				PURDY	L...	L...	L...						
				WILLIAMSON	L...	L...	L...						
				CHARITON	L...	L...	L...						
				MILLERTON	L...	L...	L...						
				CORYDON	L...	L...	L...						
				ALLERTON, IA 2 {Lv	9.25	4.00	11.55						
				PRINCETON, MO	8.39	3.08	11.16						
				TRINENTON 2, 4 Grand	8.10	2.40	10.45						
				HICKORY CREEK n	L...	L...	L...						
				LOCK SPRINGS	L...	L...	L...						
				POLO	L...	L...	L...						
				Ar. EXCELSIOR SPRINGS	6.32	12.56	9.15						
				LIBERTY 2	L...	L...	L...						
				AIRPORT STATION	L...	L...	L...						
				KANSAS CITY, MO. n	5.45	11.59	8.30						
				TRENTON	L...	L...	L...						
				Lv. ALTAMONT 35-41 n	6.38								
				Ar. ST. JOSEPH 2-4-35-36-39 Lv	6.05								

REFERENCE NOTES

- * Daily. † Except Sunday. n No agent.
- a Stops to receive pay passengers for Kansas City and beyond.
- b Stops to receive pay passengers for Topeka and Kansas City, and to discharge pay passengers from points southwest of Herington or from Wichita and south, and from Clay Center Line.
- c Stops Sunday and Monday to discharge pay passengers from Des Moines.
- d Stops to receive paying passengers for Des Moines or beyond.
- e Stops to receive paying passengers for Des Moines or scheduled stops north.
- f Stops on signal by Agent or notice to Conductor.
- g Stops to discharge paying passengers from Des Moines or beyond.
- h Stops to discharge pay passengers from Clay Center Line.
- i Stops to discharge pay passengers from Kansas City or Topeka.
- j Stops to receive pay passengers for Kansas City, also Pullman passengers for El Paso or beyond and to discharge pay passengers from Davenport and points east.
- k Stops to discharge paying passengers from Empi-Anadarko Line or Mangum Line.
- l Stops to receive pay passengers for Clay Center Line and beyond.
- m Stops to discharge pay passengers and passengers holding transportation not good Interstate.
- n Stops to discharge paying passengers from St. Paul or beyond.
- o Stops to receive paying passengers for points east of El Reno.
- p Stops to discharge paying passengers from McFarland or beyond.
- q Stops to receive paying passengers for El Paso or beyond.
- r Stops to receive pay passengers for Davenport, Burlington, Washington, Des Moines and beyond.
- s Stops to receive pay passengers for points southwest of Herington.
- A Stops to discharge pay passengers from Mason City or beyond.
- B Stops to discharge passengers from Topeka and east including livestock transportation.
- C Stops to receive pay passengers for Kansas City and for Bucklin and west where scheduled to stop.
- D Stops to receive pay passengers for Davenport and points east and to discharge pay passengers from west of Liberal.
- E Stops to discharge paying passengers from west of Allerton.
- G Stops to receive pay passengers for Pratt and west where scheduled to stop.
- H Stops to discharge pay passengers from west of Belleville and south of Herington.
- J Stops to let off airplane passengers Des Moines, St. Paul, Minneapolis and north and Chicago when previous arrangements have been made.
- K Stops to receive passengers from Braniff Air Line for St. Paul, Minneapolis and Chicago or beyond.
- L Stops to discharge paying passengers from California.
- M Stops to receive pay passengers for Ft. Worth or Dallas.
- O Stops to receive pay passengers for St. Paul or beyond.
- P Stops to discharge passengers from west and south of El Reno.
- Q Stops to receive pay passengers for McFarland and beyond where scheduled to stop.
- R Stops to receive pay passengers for El Reno and beyond where scheduled to stop, and to let off pay passengers from Topeka and east, Clay Center Line, Salina Line or points southwest of Herington or from Wichita.
- T Stops to take on pay passengers for north of Allerton and to discharge pay passengers from California.
- U Stops to discharge pay passengers from Ft. Worth and Dallas and to receive for Oklahoma City or beyond.
- V Stops to discharge pay passengers from east of Caldwell.
- W Stops to receive pay passengers for Topeka and Kansas City.
- X Stops to discharge paying passengers from Oklahoma City.
- Y Stops to discharge pay passengers from Cedar Falls and beyond.
- Z Stops to discharge pay passengers from Kansas City and Liberal and west where scheduled to stop or to receive for Davenport and points east.

A. M. time shown in LIGHT face type; P. M. time shown in DARK face type.

Equipment of all through trains is shown on pages 6 to 13

1	11-23	31	3-17	Mls.	Central Time	18-12	24	32-30-10
6.00	10.30		8.45	0	Lv. CHICAGO	7.57		8.55
6.13	10.43		8.56	6	Lv. ENGLEWOOD	7.42		8.40
6.35	10.25		9.00	479	Ar. EXCELSIOR SPRINGS, MO. Lv	6.32		9.15
7.30	11.15		9.00	510	Ar. KANSAS CITY, MO. 2-3-4-38 Lv	5.45		8.30
			11.35	0	Lv. ST. LOUIS	7.35	7.35	
			11.00	493	Lv. KANSAS CITY, MO. 2-3-4-38 Ar	5.00	11.15	7.15
			12.21	496	Lv. KANSAS CITY, KAN. Ar	4.51	7.05	
			9.05	533	Lv. LAWRENCE	3.53	10.25	6.08
			1.50	562	Ar. TOPEKA, KAN. 2-4-36-38-39 Lv	3.15	9.50	5.30
			8.00	0	Lv. ST. JOSEPH 2-3-4-35-36-39 Ar	6.30		
			2.00	562	Lv. TOPEKA KAN. 2-4-36-38-39 Ar	3.05	9.45	5.20
			1.10	574	Lv. VALENCIA	2.40		
			1.16	577	Lv. WILLARD	2.35		
			1.25	582	Lv. MAPLE HILL	2.27	W	4.41
			1.38	590	Lv. PAXICO	2.17		
			1.50	594	Lv. McFARLAND	2.10	9.00	4.25
			2.05	594	Lv. 2-4-38	2.02	9.00	4.10
			2.13	598	Lv. ALMA 2	1.47	8.52	
			2.22	606	Lv. VOLLAND	1.36		
			2.34	614	Lv. ALTA VISTA	1.26	8.35	
			2.44	620	Lv. DWIGHT	1.16		
			2.58	629	Lv. WHITE CITY	1.04		
			3.08	636	Lv. LATIMER	12.54		
			3.20	643	Lv. HERINGTON	12.40	7.59	2.55
			3.25	643	Lv. 2-37	12.20	7.50	2.45
			3.38	650	Lv. LOST SPRINGS	12.03		
			3.55	655	Lv. LINCOLNVILLE	11.55		
			4.00	659	Lv. ANTELOPE	11.49		
			4.00	666	Lv. MARION	11.39	7.20	2.05
			4.22	672	Lv. AULNE	11.30		
			4.23	680	Lv. PEABODY	11.20	7.02	1.47
			4.37	688	Lv. ELBING	11.09		
			4.45	694	Lv. WHITE WATER	10.58	6.45	1.28
			4.50	701	Lv. FURLEY	10.49		
			5.00	708	Lv. KECHI	10.41		
			5.20	716	Lv. WICHITA	10.25	6.15	12.45
			5.25	716	Lv. Arkansas River	10.15		12.35
			5.30	725	Lv. HAYSVILLE	9.55		
			5.50	731	Lv. PECK	9.45		
			6.00	738	Lv. RIVERDALE	9.30		
			6.11	746	Lv. WELLINGTON	9.18		
			6.18	755	Lv. PERTH	9.03		
			6.25	759	Lv. CORBIN	8.57		
			6.45	766	Lv. CALDWELL, KAN.	8.45		11.15
			6.50	774	Lv. RENFROW, OKLA.	8.35		11.10
			7.13	784				

Table 4 READ DOWN READ UP

Daily	Mls.	STATIONS	Alt.	26 Daily				
				AM	PM			
11:35	0	Lv. ST. LOUIS (UN. STA.)	480	7:35				
11:48	3	Ar. VANDEVENTER	n	7:47				
11:56	6	Ar. DE BALIVIERE AVE.	n	7:54				
12:05	11	Ar. CLAYTON	550	7:04				
12:09	13	Ar. OLIVETTE	601					
12:13	15	Ar. LACKLAND	635	6:54				
12:20	18	Ar. MARYLAND HEIGHTS	527	7:47				
12:24	22	Ar. VIGUS	458	7:43				
12:25	24	Ar. CREVE COEUR LAKE	450					
12:32	27	Ar. HINE	453	7:34				
12:34	32	Ar. CHESTERFIELD	456	6:29				
12:43	34	Ar. MONARCH	462	7:20				
12:54	40	Ar. CENTAUR	466	7:17				
1:02	42	Ar. PORT ROYAL	472					
1:33	46	Ar. ST. ALBANS	471	7:06				
1:43	51	Ar. OETTERS	484					
1:47	51	Ar. LABADIE	521	7:54				
1:57	56	Ar. VILLA RIDGE	634	7:54				
2:04	60	Ar. UNION	551	5:28				
2:17	65	Ar. JEFFRIESBURG	730	7:53				
2:23	72	Ar. BEAUFORT	819	7:02				
2:31	74	Ar. LESLIE	817	7:57				
2:31	81	Ar. GERALD	891	4:47				
2:31	86	Ar. ROSEBUD	879	4:39				
2:31	92	Ar. OWENSVILLE	930	4:28				
2:31	96	Ar. CANAAN	1038	4:19				
2:31	100	Ar. BLAND	1017	4:12				
2:31	105	Ar. BELLE	1023	4:02				
2:31	111	Ar. SUMMERFIELD	830	7:48				
2:31	114	Ar. GASCONDY	666	7:41				
3:11	118	Ar. FREEBURG	803	3:35				
3:23	125	Ar. ARGYLE	716	3:23				
3:39	135	Ar. META	605	3:06				
3:50	143	Ar. HOECKER	593	2:54				
3:54	145	Ar. HENLEY	575	2:50				
4:05	150	Ar. EUGENE	788	2:42				
4:12	154	Ar. ETTERVILLE	884	2:35				
4:25	160	Ar. ELDON	925	2:25				
4:30	160	Ar. BARNETT	925	2:20				
4:41	166	Ar. MARVIN	968	2:07				
4:49	172	Ar. VERSAILLES	1012	1:59				
5:00	177	Ar. STOVER	1000	1:52				
5:13	186	Ar. CREST	1048	1:37				
5:24	194	Ar. COLE CAMP	1078	1:26				
5:31	199	Ar. IONIA	1069	1:20				
5:39	205	Ar. BRANDON	940	1:11				
5:46	211	Ar. WINDSOR	906	1:03				
5:56	216	Ar. BOWEN	872	12:54				
6:06	221	Ar. LEETON	855	12:42				
6:16	227	Ar. POST OAK	943	12:33				
6:21	230	Ar. CHILHOWEE	994	12:29				
6:31	235	Ar. DENTON	914	12:20				
6:39	240	Ar. MEDFORD	854	12:13				
6:47	245	Ar. HADSELL	872	12:05				
6:58	253	Ar. WINGATE	814	11:54				
7:05	258	Ar. PLEASANT HILL	837	11:47				
7:14	263	Ar. GREENWOOD	852	11:39				
7:22	269	Ar. SOUTH LEE	911	11:31				
7:26	272	Ar. VALE	991	11:27				
7:33	278	Ar. RAYTOWN	808	11:19				
7:42	281	Ar. LEEDS JUNCTION	957	11:12				
8:15	288	Ar. KANSAS CITY, MO.	766	10:40				
1	7-11	3	Mls.	Alt.	12-6	4	30-10	
6:00	*1030	8:45	0	Lv. CHICAGO	606	7:57	9:30	8:55
6:13	10:41	8:56	6	Lv. ENGLEWOOD	609	7:42	9:15	8:49
10:10	2:40	12:45	181	Lv. ROCK ISLAND 1-2-8-18	570	2:30	5:00	4:10
10:20	2:50	183	0	Lv. DAVENPORT 1-2-8	606	2:20	ab	4:00
10:55	3:27	210	0	Lv. MUSCATINE 2-13	547	1:33	3:22	
12:36	5:04	275	0	Lv. FAIRFIELD	766	11:33	1:55	
1:05	5:35	293	0	Lv. ELDON 2-28	619	11:05	1:30	
5:00	8:50	414	0	Lv. TRENTON 2-3-35	812	8:10	10:45	
6:35	10:25	8:00	479	Lv. EXCELSIOR SPRINGS	926	6:32	9:49	9:15
7:30	11:15	9:00	510	Lv. KANSAS CITY, MO.	766	6:45	9:00	8:30

DINING CARS

serving all meals at most reasonable prices are attached to the following trains:

Nos. 3 and 4; 7 and 8; 10, 19, 45, 50, 207, 210 and 213.—Cafe Lounge Cars; Nos. 1, 5 and 6, 11 and 12, 14, 23, 111 and 112, Lounge Dining Sleeping Cars Nos. 16, 17, 18, 61 between Minneapolis and Dallas—Minneapolis and Burlington.

*Rock Island Meals—
"The Best on Wheels"*

C. R. I. & P. Hotels and Restaurants

Management Rock Island Lines Dining Car Department

Such through passenger trains as do not carry dining cars make regular stops at stations as indicated in time table (thus ||). Ample time is allowed for table d'hotel meals in dining rooms or a la carte service at lunch counters. Dining Rooms (with prompt a la carte lunch counter service in connection), providing table d'hotel meals at reasonable rates, are maintained at Liberal, Pratt and McFarland, Kan.; El Reno, Okla., and Tucumcari, N. M. Lunch Rooms are located at Rock Island, Ill.; Des Moines, Iowa; Belleville, Herington and McFarland, Kan.; Trenton, Mo.; Little Rock and Booneville, Ark. Hotels also are maintained at Booneville and Forrest City, Ark.; Liberal, McFarland and Pratt, Kan. These provide modern hotel comforts.

UNION STATIONS

AT

Denver, Kansas City, St. Joseph, Wichita, St. Paul, Minneapolis, Omaha, Englewood, St. Louis, Memphis, Dallas

and many smaller junction points, connections are made in Union Stations.

Rock Island passengers thus avoid cross-town transfers.

BAGGAGE CHECKED FROM OR TO HOTEL OR RESIDENCE

For accommodation of patrons, arrangements are in effect at all principal points for checking baggage from hotel or residence to destination station, or to hotel or residence at destination.

Patrons who desire this service should request same of agent at starting point.

A reasonable charge per piece is made for this special delivery service.

A. M. time shown in LIGHT face type; P. M. time shown in DARK face type.

Equipment of all through trains is shown on pages 6 to 13

Daily	Mls.	STATIONS	Alt.	6-226 8-224	
				12-6	4
8:10	*1100	0	Lv. KANSAS CITY, MO.	766	7:15
8:16	11:06	3	Lv. KANSAS CITY, KAN.	738	7:05
9:05	11:55	39	Lv. LAWRENCE	840	6:08
9:50	12:40	68	Lv. TOPEKA 2-3-36-38-39	892	5:30
10:00	12:50	68	Lv. ST. JOSEPH 2-3-35-36-39	805	6:30
10:40	1:50	100	Lv. TOPEKA 2-3-36-38-39	892	3:05
11:05	2:10	100	Ar. MCFARLAND	1036	2:10
11:20	2:27	109	Ar. WABAUNSEE	1059	1:43
11:26	2:34	114	Ar. ZEANDALE	1022	1:38
11:42	2:50	121	Ar. MANHATTAN	1028	1:24
11:56	3:05	130	Ar. KEATS	1138	1:09
12:10	3:20	139	Ar. RILEY	1289	12:57
12:20	3:35	145	Ar. BALA	1282	12:46
12:33	3:47	152	Ar. BROUGHTON	1194	12:35
12:48	4:00	157	Ar. CLAY CENTER	1213	12:25
1:05	4:15	165	Ar. MORGANVILLE	1048	12:12
1:20	4:27	173	Ar. CLIFTON	1280	11:59
1:37	4:40	179	Ar. CLYDE	1310	11:48
1:57	4:55	188	Ar. AGENDA	1224	11:35
2:12	5:10	194	Ar. CUBA	1603	11:25
2:35	5:30	204	Ar. BELLEVILLE 1	1517	11:10
3:31	6:00	204	Lv. BELLEVILLE 1	1517	11:00
6:12	210	210	Ar. RYDAL	1575	10:53
6:20	215	215	Ar. SCANDIA	1434	10:45
6:33	221	221	Ar. COURTLAND	1502	10:35
6:43	226	226	Ar. FORMOSO	1518	10:27
6:55	231	231	Ar. MONTROSE	1660	10:19
7:09	238	238	Ar. MANKATO	1790	10:08
7:25	246	246	Ar. OTEGO	1795	9:55
7:35	251	251	Ar. ESBON	1833	9:48
7:47	257	257	Ar. LEBANON	1818	9:37
8:00	264	264	Ar. BELLAIRE	1869	9:26
8:13	270	270	Ar. SMITH CENTER	1806	9:17
8:28	278	278	Ar. ATHOL	1781	9:04
8:42	284	284	Ar. KENSINGTON	1775	8:55
8:55	289	289	Ar. AGRA	1858	8:48
9:05	294	294	Ar. GREINA	1866	8:40
9:15	300	300	Ar. PHILLIPSBURG	1942	8:30
9:25	300	300	Ar. STUTTGART	1942	8:20
9:37	307	307	Ar. PRAIRIE VIEW	2006	8:00
9:48	314	314	Ar. ALMENA 1	2175	7:50
9:53	322	322	Ar. CALVERT	2157	7:33
9:58	333	333	Ar. NORTON	2200	7:24
10:06	342	342	Ar. DELLVALE	2272	7:08
10:14	352	352	Ar. CLAYTON	2340	6:50
10:24	358	358	Ar. JENNINGS	2420	6:37
10:34	368	368	Ar. DRESDEN	2493	6:26
10:42	378	378	Ar. SELDEN	2743	6:14
11:01	391	391	Ar. REXFORD	2840	6:01
11:15	395	395	Ar. BRETON	2958	5:45
11:31	403	403	Ar. GEM	3032	5:38
11:46	411	411	Ar. GOLBY	3096	5:33
12:08	421	421	Ar. LEVANT	3141	5:20
12:16	430	430	Ar. BREWSTER	3315	5:07
12:35	439	439	Ar. EDSON	3417	4:53
12:45	449	449	Ar. GOODLAND	3574	4:40
1:01	457	457	Ar. RULETON	3689	4:27
1:17	469	469	Ar. KANORADO, KAN	3780	4:12
1:23	475	475	Ar. BURLINGTON, COLO.	3909	4:02
1:37	484	484	Ar. BETHUNE	4167	3:51
1:50	494	494	Ar. STRATTON	4243	3:41
2:02	502	502	Ar. VONA	4409	3:31
2:10	513	513	Ar. SEIBERT	4500	3:21
2:23	524	524	Ar. FLAGLER	4708	3:11
2:37	530	530	Ar. ARRIBA	4926	3:01
2:50	536	536	Ar. BOVINA	5243	2:51
3:10	546	546	Ar. GENOA	5375	2:41
3:33	556	556	Ar. LIMON	5599	2:31
3:49	566	566	Ar. DENVER	5359	2:25
4:01	576	576	Ar. LIMON	5183	2:15
4:25	586	586	Ar. LIMON	5359	2:10
4:45	596	596	Ar. RESOLIS	5575	2:00
5:12	565	565	Ar. MATHESON	5786	1:40
5:23	571	571	Ar. SIMLA	5966	1:31
5:33	576	576	Ar. RAMAH	6091	1:23
5:49	586	586	Ar. CALHAN	6504	1:08
6:10	597	597	Ar. PEYTON	6785	1:09
6:27	607	607	Ar. FALCON	6827	1:03
6:45	625	625	Ar. COLORADO SPRINGS (R.I. STA.)	5960	1:00

A. M. time shown in LIGHT face type; P. M. time shown in DARK face type.

Equipment of all through trains is shown on pages 6 to 13

EXCELSIOR SPRINGS

MISSOURI

America's Haven of Health

ON THE MAIN LINE

of the

ROCK ISLAND

Between Chicago and Kansas City
Between Minneapolis—St. Paul and Kansas City
Daily Service Direct To This Popular Resort

Via

Fine Fast Rock Island Trains

Including the de luxe

GOLDEN STATE LIMITED APACHE MID-CONTINENT SPECIAL

Famous Sanitarium and Playground of the Missouri Hills
Spa of Many Waters—Spa of Many Sports
Now Easily Accessible
Ideal Outing Place—Year 'Round Golf
Stopovers Permitted On All Through Tickets

WESTERN UNION TELEGRAMS

Table 8		READ DOWN		Chicago, St. Louis to Cedar Rapids, St. Paul, Minneapolis		READ UP	
9-63-59	10-21-61	STATIONS		16-62-20	64-6		
Daily	Daily	Mi		Daily	Daily		
12.30	4.00	Lv	CHICAGO	7.57	7.57		
12.45	4.13	Ar	ENGLEWOOD	7.42	7.42		
1.00	5.00	Lv	PEORIA	6.25	6.25		
5.50	9.12	Lv	MOLINE	3.14	3.14		
6.15	9.45	Ar	ROCK ISLAND 1-2-4-18	3.00	1.15		
6.30	9.55	Ar	DAVENPORT 1-2-4	2.50	1.05		
7.45	10.55	Lv	WEST LIBERTY	2.00	12.02		
11.45	2.15	Lv	ST. LOUIS	12.69	7.12		
4.25	7.33	Ar	KEOKUK 28	7.53	12.30		
5.40	8.58	Ar	BURLINGTON	6.40	11.20		
5.55	9.15	Lv	LATTY	4.15	10.35		
			SPERRY				
			MEDIAPOLIS	3.35	9.48		
			GARLAND				
			MORNING SUN	3.18	9.32		
			WAPELLO	3.06	9.20		
			BARD				
			COLUMBUS JCT. 2	2.45	9.00		
			Iowa River	2.45	9.00		
			CONE		8.42		
			NICHOLS 19	2.16	8.30		
			WEST LIBERTY 1-9	1.55	8.15		
			WEST LIBERTY 1-9	1.55	8.15		
			CENTERDALE				
			WEST BRANCH	1.41	7.53		
			OASIS				
			ELMIRA 14-16				
			MORSE		7.38		
			SOLOM		7.28		
			ELY		7.16		
			Cedar River				
			CEDAR RAPIDS	1.00	7.00		
			9-14 32-33-34	12.45	6.30		
			PALO Cedar River		6.07		
			SHELLSBURG		5.59		
			VINTON 9-32		5.42		
			Cedar River				
			MOUNT AUBURN		5.29		
			LA PORTE CITY		5.17		
			WASHBURN		5.02		
			WATERLOO		4.45		
			CEDAR FALLS		4.25		
			Cedar River				
			WINSLOW		4.10		
			WAVERLY JCT 27				
			SHELL ROCK		3.56		
			Shell Rock River				
			CLARKSVILLE				
			PACKARD		3.42		
			GREENE		3.30		
			MARBLE ROCK		3.09		
			ARCHARLES CITY (NOTE 1)		12.10		
			Shell Rock River				
			ROCKFORD		9.49		
			NORA SPRINGS		9.37		
			ROCK FALLS		2.32		
			PLYMOUTH JCT		2.25		
			MANLY 3		9.15		
			MANLY 3		9.05		
			KENSETT		1.57		
			Shell Rock River				
			NORTHWOOD		1.26		
			GORDON		1.14		
			Shell Rock River				
			GLENVIEW		1.06		
			ALBERT LEA 3-31		12.50		
			Albert Lea River		12.25		
			Fountain Lake				
			CLARKS GROVE		12.12		
			ELLENDALE		11.58		
			HOPE		11.46		
			Straight River				
			OWATONNA		7.37		
			ROCHESTER (NOTE 2)		8.50		
			Straight River				
			MEDFORD		11.17		
			Straight River				
			FARIBAULT		7.12		
			Cannon River				
			DUNDAS		10.39		
			NORTHFIELD		10.33		
			CASTLE ROCK		10.22		
			FARMINGTON		10.10		
			ROSEMOUNT		9.55		
			INVER GROVE		9.30		
			Mississippi River				
			NEWPORT				
			ST. PAUL		5.40		
			Mississippi River				
			MINNEAPOLIS		5.00		

Table 9		READ DOWN		Chicago and Sioux Falls		READ UP	
19-21-61	62-20	STATIONS		62-20	62-20		
Daily	Daily	Mi		Daily	Daily		
4.00	4.00	Lv	CHICAGO	7.57	7.57		
4.13	4.13	Ar	ENGLEWOOD	7.42	7.42		
10.55	10.55	Lv	WEST LIBERTY 1-8	2.00	2.00		
11.15	11.15	Lv	WEST LIBERTY 1-8	1.55	1.55		
12.10	12.10	Ar	CEDAR RAPIDS	1.00	1.00		
89	89	Fr.		19	88		
7.00	7.00	Lv	8-14-32-33-34	11.10	11.10		
7.35	7.35	Ar	PALO	11.02	11.02		
8.00	8.00	Lv	SHELLSBURG	12.20	12.20		
8.30	8.30	Ar	VINTON 8-32	10.25	10.25		
9.55	9.55	Lv	VINTON 8-32	10.25	10.25		
10.25	10.25	Ar	GARRISON	10.06	11.40		
11.00	11.00	Lv	DYSART	9.48	11.00		
11.25	11.25	Ar	TRAEER	9.30	10.30		
11.50	11.50	Lv	DINSDALE	9.16	10.00		
12.15	12.15	Ar	REINBECK	9.07	9.45		
12.30	12.30	Lv	MORRISON	8.59	9.30		
12.45	12.45	Ar	GRUNDY CENTER	8.50	9.10		
12.55	12.55	Lv	HOLLAND	8.44	8.55		
1.25	1.25	Ar	WELLSBURG	8.32	8.35		
1.45	1.45	Lv	CLEVES	8.22	8.15		
1.52	1.52	Ar	ABBOTT CROSSING	8.18	8.10		
2.05	2.05	Lv	ROBERTSON	8.13	8.00		
2.30	2.30	Ar	IOWA FALLS	8.00	7.45		
7.00	7.00	Lv	3-32	7.55	2.30		
7.15	7.15	Ar	BURDETTE	7.39	2.15		
7.30	7.30	Lv	POPEJOY	7.32	2.00		
8.00	8.00	Ar	Iowa River	7.22	1.40		
8.00	8.00	Lv	DOWS 32	7.22	1.40		
8.25	8.25	Ar	GALT	7.10	1.10		
9.00	9.00	Lv	CLARION	6.58	12.45		
9.25	9.25	Ar	HOLMES	6.48	12.15		
9.50	9.50	Lv	GOLDFIELD	6.40	11.55		
10.15	10.15	Ar	Boone River				
10.55	10.55	Lv	HARDY	6.25	11.25		
11.15	11.15	Ar	Des Moines River				
11.40	11.40	Lv	LIVERMORE	6.10	10.55		
12.10	12.10	Ar	BODE	5.59	10.25		
12.35	12.35	Lv	OTTOSEN	5.50	10.00		
1.10	1.10	Ar	WEST BEND	5.40	9.35		
1.10	1.10	Lv	RODMAN	5.30	9.05		
1.25	1.25	Ar	EMMETSBURG	5.17	8.35		
1.45	1.45	Lv	Meridian River				
2.10	2.10	Ar	OSGOOD	5.05	8.00		
2.40	2.40	Lv	Des Moines River				
7.00	7.00	Ar	GRAETTINGER	4.58	7.52		
7.35	7.35	Lv	WALLINGFORD	4.47	7.20		
8.35	8.35	Ar	Des Moines River				
8.54	8.54	Lv	ESTHERVILLE	4.35	6.50		
8.54	8.54	Ar	ESTHERVILLE	4.30	2.30		
8.54	8.54	Lv	Des Moines River				
8.54	8.54	Ar	SUPERIOR	4.15	1.40		
8.54	8.54	Lv	ORLEANS	3.59			
8.20	8.20	Ar	Spirit Lake (North)				
8.35	8.35	Lv	Lake E. Okoboji (South)				
9.00	9.00	Ar	SPRIT LAKE	3.55	1.00		
9.30	9.30	Lv	Lake W. Okoboji				
9.30	9.30	Ar	MONTGOMERY	3.45	1230		
9.30	9.30	Lv	Little Sioux River				
9.30	9.30	Ar	LAKE PARK	3.35	1205		
9.30	9.30	Lv	Silver Lake				
9.30	9.30	Ar	HARRIS	3.23	1130		
9.30	9.30	Lv	OCHEYEDAN	3.13	1100		
9.30	9.30	Ar	ALLENDORF	3.02	1030		
9.30	9.30	Lv	SIBLEY 29	2.52	1004		
9.30	9.30	Ar	SIBLEY 29	2.52	1004		
9.30	9.30	Lv	LITTLE ROCK, IA	2.36	8.55		
9.30	9.30	Ar	Little Rock River				
9.30	9.30	Lv	ELLSWORTH, MINN. 30	2.22	8.30		
9.30	9.30	Ar	MIDLAND, IA	2.07	8.00		
9.30	9.30	Lv	Rock River				
9.30	9.30	Ar	ROCK RAPIDS	2.02	7.50		
9.30	9.30	Lv	LESTER	1.43	7.25		
9.30	9.30	Ar	LARCHWOOD	1.34	7.10		
9.30	9.30	Lv	GRANITE, IA	1.23	6.55		
9.30	9.30	Ar	Big Sioux River				
9.30	9.30	Lv	SHINDLAR, S. D.	1.15	6.45		
9.30	9.30	Ar	Big Sioux River				
9.30	9.30	Lv	SIoux FALLS	1.00	6.30		

REFERENCE NOTES

- * Daily.
- † Except Sunday.
- ‡ Meals.
- n No agent.
- a Stops to receive pay passengers for El Paso and beyond.
- b Stops to take on paying passengers for Chicago or beyond.
- c Stops to discharge pay passengers from beyond Burlington and to receive pay passengers for beyond Columbus Junction.
- d Stops to discharge pay passengers from Mason City or beyond.
- e Stops to receive pay passengers for Des Moines or beyond.
- f Stops on signal.
- g Stops to discharge pay passengers from Cedar Falls and beyond.
- j Stops to discharge pay passengers from beyond West Liberty and receive for beyond Cedar Rapids.
- k Stops to discharge stock shippers from Chicago.
- m Stops to discharge pay passengers from beyond Cedar Rapids and to receive pay passengers for West Liberty or beyond.
- n Stops to receive pay passengers for Davenport or beyond, Des Moines or beyond, Washington or beyond and for Waterloo and points where No. 62 is scheduled to stop.
- o Stops to receive pay passengers for St. Paul or beyond.
- p Stops to discharge pay passengers from St. Paul and Minneapolis or beyond.
- q Via Bureau.
- r Stops to discharge pay passengers from points beyond Burlington.
- s Stops to receive pay passengers for points beyond Columbus Jct.
- t Stops to discharge pay passengers from Des Moines or beyond.
- w Stops to discharge pay passengers from beyond Cedar Rapids and to receive pay passengers for beyond Waterloo.

G Stops to discharge pay passengers from Columbus Junction or beyond and to receive pay passengers for Burlington or beyond.
H Stops to discharge pay passengers for Mason City and beyond.
W Stops to discharge pay passengers from California.
Z Stops to discharge paying passengers from Davenport, Burlington, Washington or beyond.
Note 1—Via Charles City Western Ry. from Marble Rock.
Note 2—Via C. & N. W. Ry.

IOWA, MINNESOTA AND SOUTH DAKOTA LINES

Table 26 Des Moines, Winterset and Indianola

829 Mixed Ex. Su	Mls.	STATIONS	830 Mixed Ex. Su
AM	0	DES MOINES 1-3-28-29	PM 5.50
8.30	0	Des Moines River	
8.33	1	EAST DES MOINES	n 5.45
		Des Moines River	
8.55	5	GOODWIN	f 5.08
9.05	9	AVON	f 4.51
9.10	11	CARLISLE	f 4.45
9.25	11	SUMMERSET JCT	f 4.40
9.48	16	SUMMERSET JCT	f 4.15
	16	SUMMERSET JCT	Ar 4.15
	17	SUMMERSET	f 4.10
	22	INDIANOLA	Lv 3.40
	0	INDIANOLA	Ar 3.25
	5	SUMMERSET	f 3.05
	6	SUMMERSET JCT	Lv 3.00
9.48	16	SUMMERSET JCT	Ar 2.55
/10.09	22	SPRING HILL	n 2.35
/10.29	27	MARTENS DALE	f 2.20
/10.43	30	BEVINGTON	f 2.10
/11.00	35	PATTERSON	f 1.54
11.45	42	WINTERSET	Lv 1.30
			PM

Table 27 Waverly Junction and Waverly

1083 Mix. Ex. Su	ML	STATIONS	1082 Mix. Ex. Su
AM	0	WAVERLY JCT 8	AM 11.30
10.00	6	WAVERLY	Lv 11.00
10.30			AM

Table 28 Keokuk and Des Moines

1077 Mix. Ex. Su	475 Motor Ex. Su	Mls.	STATIONS	474 Motor Ex. Su	1076 Mix. Ex. Su
PM		0	KEOKUK	Ar	PM 1.30
3.00		7	SUGAR CREEK	n	
		12	CONNABLES	n	
3.39		15	SAND PRAIRIE	n	12.27
3.45		17	HINSDALE	n	/12.20
3.53		20	BELFAST	n	/12.10
4.05		26	CROTON	n	/11.51
4.25		30	FARMINGTON	n	11.40
5.03		36	BONAPARTE	n	11.30
5.15		39	BENTONSPORT	n	11.10
5.40		46	MT. ZION	n	10.45
6.05		50	Ar KEOSAUQUA	Lv	10.25
6.15		50	Lv KEOSAUQUA	Ar	10.20
6.35		46	Lv MT. ZION	n	9.55
6.45		48	Ar MT. ZION	n	f 9.40
7.10		55	KILBOURNE	n	f 9.25
7.30		59	SELMA	n	9.05
8.30	PM	64	Lv ELDON 2-4	Lv	AM 8.40
8.30	2.15	64	Ar ELDON 2-4	Ar	11.25
8.45		70	CLIFFLAND	n	f 8.20
9.55		77	Ar OTTUMWA (U. D.)	Lv	11.00
		77	Lv OTTUMWA (U. D.)	Ar	10.50
		85	KIRKVILLE	n	10.36
		92	EDDYVILLE	n	10.23
		99	GIVIN	n	10.13
		100	BEACON	n	10.05
		103	Ar OSKALOOSA	Lv	9.58
		103	Lv OSKALOOSA	Ar	9.48
		108	EVANS 15	n	9.38
		112	LEIGHTON	n	f 9.29
		120	PELLA	n	9.14
		124	Ar OTLEY	n	f 8.59
		134	MONROE	n	8.49
		138	FAIRMOUNT	n	f 8.40
		143	PRAIRIE CITY	n	8.32
		150	NOBLETON	n	
		156	ALTOONA 1	n	8.08
		166	EAST DES MOINES	n	7.47
			Des Moines River		
		167	Ar DES MOINES	Lv	7.45
			1-3-26-29		AM

Des Moines, Gowrie and Sibley

Table 29		Via M. & St. L., Des Moines to Gowrie		Via C. R. I. & P., Gowrie to Sibley	
431 Mixed	Mls.	STATIONS	432 Mixed	431 Mixed	Mls.
AM	0	DES MOINES 1-3-26-28	PM 7.15	AM	0
7.30	0	VALLEY JCT	7.01	7.42	14
7.42	5	WAUKEE	7.41	8.02	14
8.02	14	DALLAS CENTER	7.28	8.14	21
8.14	21	MIMBURN	7.14	8.26	27
8.26	27	PERRY	7.01	8.40	34
8.40	34	ANGUS	7.49	8.49	38
8.49	40	RIPPEY	7.42	8.58	40
8.58	40	GRAND JCT	7.29	9.15	48
9.15	48	DANA	7.17	9.25	53
9.25	53	PATON	7.09	9.35	57
9.35	57	GOWRIE	7.00	9.58	63
9.58	63	SLIFER	12.40	10.00	70
10.00	70	SOMERS	12.28	10.08	70
10.08	0	MANSON	11.59	10.13	6
10.13	6	BLANDEN	11.40	10.21	10
10.21	10	PALMER	11.30	10.55	22
10.55	22	POCAHONTAS	11.00	11.07	25
11.07	25	WARE	11.00	11.30	30
11.30	30	LAURENS	10.20	11.35	38
11.35	38	LEVERETT	9.55	11.55	44
11.55	44	WEBB	9.41	11.55	38
11.55	38	MACLAY	9.35	12.15	44
12.15	44	ROSSIE	9.15	12.35	50
12.35	50	ROYAL	9.00	1.00	57
1.00	57	MONETA	8.40	1.10	60
1.10	60	HARTLEY	8.30	1.22	63
1.22	63	PLESSIS	8.15	1.45	71
1.45	71	MELVIN	8.02	2.05	77
2.05	77	CLOVERDALE	7.45	2.28	84
2.28	84	SIBLEY 9	7.30	2.45	89
2.45	89			2.45	85
2.45	85			3.03	93
3.03	93			3.20	99
3.20	99			3.40	105
3.40	105			4.00	110
4.00	110				

Table 32 Cedar Rapids, Dows and Estherville

1069 Mix.	19- 435	ML	STATIONS	436- 20	1068 Mix.
			Ar CEDAR RAPIDS 8-9-14-33-34	Ar	11.10
			VINTON 8-9	Ar	10.25
			IOWA FALLS	Ar	8.00
			BURDETTE	Ar	13.00
			POPEJOY	Lv	2.20
			Iowa River		
			DO WS 9	Mixed	2.05
			Iowa River		
			ROWAN	Iowa	1.30
			BELMONT	Iowa	1.05
			GLENN	Iowa	12.35
			KLENME	Lv	12.16
			GARNER	Lv	11.50
			GARNER	Ar	11.30
			HAYFIELD	Ar	10.55
			CRYSTAL LAKE	Ar	10.25
			WODEN	Ar	9.55
			TITONKA	Lv	9.30
			GARNER	Ar	11.50
			MILLER	Ar	11.00
			FOREST CITY	Ar	10.50
			NEILS	n	10/25
			THOMPSON	Mixed	10.15
			BUFFALO CENTER	Ar	9.55
			LAKOTA 31	Lv	9.35
			GERLED	Ar	9.10
			SWEA CITY	f	8.55
			ARMSTRONG	Ar	8.45
			Maple Hill	Ar	8.10
			GRUVER	Ar	7.45
			ESTHERVILLE 9-31	Lv	7.00

Table 33 Cedar Rapids and Decorah

811 Mixed	ML	STATIONS	810 Mixed
		Ar CEDAR RAPIDS 8-9-14-32-34	Ar 3.00
		LINN	n 2.35
		TODDVILLE	n 2.10
		CENTER POINT	n 1.35
		WALKER	n 1.05
		ROWLEY	n 12.35
		INDEPENDENCE	n 12.05
		Wapsipicon River	
		BRYANTSBURG	n 11.32
		HAZELTON	n 11.20
		OELWEIN	n 11.00
		MAYNARD	n 9.45
		RANDALIA	n 9.20
		DONNAN	n 9.10
		WEST UNION	n 8.45
		BRAINARD	n 8.15
		ELGIN	n 7.55
		Turkey River	
		CLERMONT	n 7.40
		JUNCTION	n 7.15
		JUNCTION	n 7.00
		POSTVILLE	n 6.50
		JUNCTION	n 6.35
		JUNCTION	n 6.30
		CASTALIA	n 6.10
		OSSIAN	n 5.50
		NORDNESS	n 5.25
		DECORAH	n 5.00

Table 30 Ellsworth and Watertown

821 Mix.	ML	STATIONS	820 Mix.
AM	0	ELLSWORTH 9	PM 5.45
7.30	274	Kanarazi River	
7.50	279	KANARAZI	5.30
		Rock River	
8.15	287	HARDWICK 34	5.05
8.45	296	LUVERNE	4.30
9.15	305	TRASKY 34	4.00
10.00	314	PIPESTONE	3.30
10.20	319	CAZENOVIA	2.00
		Flandrian Creek	
10.34	325	CRESSON, MINN	1.45
10.42	328	WARD, S. D.	1.35
11.00	334	ELKTON	1.20
11.15	339	MCKAIN	1.00
11.30	344	BUSHNELL	12.45
12.20	351	WHITE	12.20
12.50	361	TORONTO	11.45
1.15	367	BRANDT	11.25
1.45	375	CLEAR LAKE	11.00
2.10	386	BEMIS	10.35
2.25	390	HANTON	10.25
3.00	399	WATERTOWN	10.00

Table 31 Albert Lea and Estherville

433- 435	ML	STATIONS	436- 434
AM	0	ALBERT LEA 3-8	PM 12.30
7.15	10	CONGER	12.01
8.00	17	WALTERS	11.40
8.35	26	BRIGELY, MINN.	11.25
9.00	33	RAKE, IA	11.00
9.15	39	STEVENS	10.35
9.30	45	Ar LAKOTA 32	Lv 10.20
12.30	45	Ar LAKOTA 32	Lv 9.10
12.40	50	GERLED	f 8.55
12.55	56	SWEA CITY	8.45
1.25	65	ARMSTRONG	8.10
		Des Moines River	
1.40	71	MAPLE HILL	f 7.45
2.00	77	GRUVER	f 7.25
2.20	84	Ar ESTHERVILLE 9-32	Lv 7.00

Table 34 Cedar Rapids, Lake Park and Hardwick

19- 1065	ML	STATIONS	1064
		Ar CEDAR RAPIDS 8-9-14-32-33	Ar
		Lake Park 9	Lv
		Silver Lake	
		LAKE PARK, IA 9	Ar 14.45
		ROUND LAKE, MINN.	Ar 4.10
		WORTHINGTON	Ar 3.30
		READING	Ar 2.55
		WILMONT	Ar 2.30
		LISMORE	Ar 2.05
		KENNETH	Ar 1.40
		Rock River	
		HARDWICK 30	Lv 1.15

* Daily. † Except Sunday. | Meals. n No agent.
 ‡ Thursday only. Mixed Train.
 f Stops on signal by Agent or notice to Conductor.
 C No. 419 and 420 are Motor.

MISSOURI, KANSAS AND NEBRASKA LINES

Table 35 Altamont and St. Joseph

3-511	ML	STATIONS	312-12
* 8.45	0 Lv	CHICAGO	* 7.57
6.20	414 Ar	TRENTON	8.10
6.30	414 Lv	Grand River	7.50
6.41	422	HICKORY CREEK	7.31
7.00	434	JAMESPORT	7.16
7.09	434	BLAKE	7.05
7.17	438	WABASH CROSSING	7.56
7.21	439	Grand River	
7.23	442	GALLATIN	6.53
7.26	442	HIGHLAND	7.64
7.35	447	ALTAMONT	6.38
7.53	456	3-41 WEATHERBY	6.18
8.08	464	MAYSVILLE	6.04
8.17	468	AMITY	5.53
8.32	476	CLARKSDALE	5.40
f 480		BAFFIELD	f
9.15	496 Ar	ST. JOSEPH (U.D.)	*505
9.25	496 Lv	2-3-4-35-39	1.45
10.10	510	KENMOOR	1.03
10.50	516	RUSHVILLE 42	11.245
		ATCHISON, KAN.	

Table 36 St. Joseph, Fairbury, Nelson

311	ML	STATIONS	312
* 8.00	0 Lv	ST. JOSEPH, MO. (U.D.)	* 6.30
		2-3-4-35-39	
		Missouri River	
f 8.05	1	ELWOOD, KAN.	f 6.17
8.11	5	WATHENA	6.09
f 8.18	9	BLAIR	f 6.04
8.28	14	TROY	5.54
8.38	19	BENDENA	5.44
8.46	24	DENTON	5.34
8.56	29	PURCELL	5.25
f 9.06	34	PIERCE JUNCTION	f 5.15
9.25	41 Ar	HORTON 39	5.00 Mixed
9.25	0 Lv	HORTON 39	5.00 Ex. Su.
11.10	49 Ar	TOPEKA 2-3-4-35-39	2.00
		HORTON 39	3.00
9.30	41 Lv	HORTON 39	2.35
f 9.50	46	MERCIER	2.15
10.03	51	POWATTAN	2.05
10.30	59	FAIRVIEW	1.40
10.50	65	SABETHA	1.20
f 11.02	71	BERWICK	f 1.00
11.28	76	BERN, KAN.	12.30
		Nemaha River	
11.55	84	DU BOIS, NEB	11.55
12.20	92	PAWNEE	11.15
12.41	100	STEINAUER	10.25
1.03	104	MAYBERRY	10.05
1.20	110	LEWISTON	9.45
1.33	115	VIRGINIA	9.23
2.01	121	ROCKFORD	9.05
2.45	129	BEATRICE	8.25
2.45	129 Ar	Blue River	8.25
3.10	889	ELLIS	7.30
3.30	Mixed	HARBINE	7.10
3.50	Daily	JANSEN	6.50
4.15	AM	FAIRBURY, NEB. 1	6.30
6.00	156	GLADSTONE	1.00
6.25	164	GILEAD	12.35
6.45	170	HEBRON	11.59
7.30	180	DESHLER	11.25
8.00	187	RUSKIN	10.40
8.30	195	NORA	10.10
8.50	201	NELSON	9.50
9.15	207		

Table 37 Herington and Salina

565	Mls.	STATIONS	566
f 5.45	0 Lv	HERINGTON 2-3	f 2.00
6.20	5	SHADY BROOK	1.00
f 6.37	15	WOODBINE	f 12.40
7.08	22	PEARL	12.20
		ENTERPRISE	
		Smoky Hill River	
7.32	27	ABILENE	12.01
f 8.00	35	SOLOMON	f 11.15
f 8.18	43	NEW CAMBRIA	f 10.57
f 8.45	49 Ar	SALINA	f 10.00

Table 38 Kansas City, Topeka and McFarland

ML	STATIONS	11 Daily	3 Daily	31 Daily	17 Daily
0	KANSAS CITY, MO. 2-3-4	AM 12.15	AM 9.40	PM 8.10	AM 11.00
3	KANSAS CITY, KAN.	Lv 12.21	d	f 8.16	11.06
	Kansas River				
39	LAWRENCE, KAN.	Lv 7.00	z	9.05	11.55
68	TOPEKA, KAN. 2-3-4-35-39	Ar 1.50	11.20	9.50	12.40
80	VALENCIA	n c	d	a	f 1.10
84	WILLARD	n c	d	a	f 1.16
89	MAPLE HILL	n c	d	a	f 1.25
97	PAXICO	n c	d	a	f 1.38
100	McFARLAND 2-3-4	Ar 2.40	d	10.40	1.50
ML	STATIONS	32 Daily	12 Daily	4 Daily	24 Daily
0	McFARLAND 2-3-4	Lv 4.25	2.10	e	9.00
3	PAXICO	n 4.41	f 2.17	e	k
11	MAPLE HILL	n 4.41	f 2.37	e	k
16	WILLARD	n 4.41	f 2.35	e	k
20	VALENCIA	n 4.41	f 2.40	e	k
32	TOPEKA, KAN. 2-3-4-35-39	Lv 5.30	3.15	6.25	9.50
61	LAWRENCE, KAN.	Ar 6.08	3.53	6.25	10.25
	Kansas River				
97	KANSAS CITY, KAN.	Ar 7.05	4.51	e	h
	Kansas River				
100	KANSAS CITY, MO. 2-3-4	Ar 7.15	5.00	8.15	11.15

Table 39 St. Joseph and Topeka

311	ML	STATIONS	312
8.00	0 Lv	ST. JOSEPH	90 6.30
		2-3-4-35-36	
		Missouri River	
f 8.05	1	ELWOOD, KAN.	f 6.17
8.11	5	WATHENA	6.09
f 8.18	9	BLAIR	f 6.04
8.28	14	TROY	5.54
8.38	19	BENDENA	5.44
8.46	24	DENTON	5.34
8.56	29	PURCELL	5.25
f 9.06	34	PIERCE JCT.	f 5.15
9.25	41 Ar	HORTON 36	5.00
9.25	41 Lv	HORTON 36	5.00
9.41	49	WHITING	4.40
f 9.51	54	STRAIGHT CREEK	f 4.30
10.06	60	HOLTON	4.20
10.25	69	MAYETTA	4.00
10.36	76	HOYT	3.41
f 10.45	82	ELMONT	f 3.35
11.10	90 Ar	TOPEKA, KAN.	3.20
		2-3-4-36-38	

Table 40 Bucklin and Dodge City

561	ML	STATIONS	562
9.00	0 Lv	BUCKLIN 2	12.30
9.30	9	FORD	2.00
f 9.50	18	WILROADS	f 1.30
10.10	26	SOUTH DODGE	1.05
10.25	27 Ar	DODGE CITY	1.00

Ask About CALIFORNIA RAIL-WATER CIRCLE TOUR AROUND AMERICA

Complete Rail-Water-Circle Tour. From your Home Station by Rail to Either Coast. GRACE LINE to the opposite Coast and return to your Home Station by Rail.

Full details, attractive literature, etc. upon application to agents and representatives of the Rock Island Lines.

Altamont, Cameron Jct. and Leavenworth

507	ML	STATIONS	506
Mixed Mon. Wed. Fri.	0 Lv	ALTAMONT	Mixed Tues. Thurs. Sat. 2.15
PM 3.00	3	WINSTON	1.55
f 3.25	8	MABEL	f 1.35
3.45	13	CAMERON	1.20
f 4.15	20	WEST KEYSTONE	f 12.25
4.35	25	PERRIN	12.10
5.10	32	PLATTSBURG	11.45
5.30	39	GRAYSON	11.15
5.55	44	EDGERTON	10.55
f 6.10	47	EDGERTON JCT.	f 10.25
6.23	51	CAMDEN POINT	10.10
f 6.32	54	SETTLES	9.55
7.10	58	PLATTE CITY	9.45
f 7.30	64	BEVERLY	f 9.20
f 7.45	67	STILLINGS JCT.	f 9.05
8.00	68 Ar	LEAVENWORTH	9.00

Wallace, De Kalb and Rushville

*1044	ML	STATIONS	*1045
Mixed 11.25	0 Lv	WALLACE	Mixed 11.15
11.59	5	DE KALB	10.55
12.40	12 Ar	RUSHVILLE 35	10.25

REFERENCE NOTES

- *Daily. †Except Sunday. ‡Meals. nNo agent. *Wednesday.
- a Stops to discharge pay passengers from Topeka and east (includes livestock transportation) and to receive pay passengers for points south of Herington where scheduled to stop.
- c Stops to receive pay passengers for Pratt and West where scheduled to stop.
- d Stops to receive pay passengers for El Paso or beyond where scheduled to stop, including points in California where advance reservations have been secured.
- e Stops to discharge pay passengers from El Paso and beyond.
- f Stops on signal by Agent or notice to Conductor.
- h Stops to discharge pay passengers and passengers holding transportation not good interstate.
- i Stops to receive pay passengers for Topeka and Kansas City.
- n Stops to discharge pay passengers from southwest of Herington or from Wehita and south, and from Clay Center Line, and to receive pay passengers for Topeka and Kansas City.
- t Stops on signal to take on pay passengers for Chicago.
- z Stops to discharge pay passengers from Chicago or beyond.
- y Stops to receive pay passengers for points south and southwest of Herington except California points.

OKLAHOMA LINES

Table 43 Enid, Fort Sill, Lawton and Waurika

709 Mixed	777 Mixed	ML	STATIONS	710 Mixed	778 Mixed	704 Mixed
7:30	0	Lv	ENID 3-53	Ar	2:00	
8:15	12	Lv	LAHOMA	Ar	1:15	
8:35	17	Lv	MENO	n	12:45	
8:55	21	Lv	RINGWOOD	n	12:30	
9:30	32	Lv	ISABELLA	n	12:05	
10:10	41	Lv	KEENE	n	11:30	
11:25	51	Lv	HITCHCOCK	n	12:35	
11:40	55	Lv	BUCHER	n	12:01	
12:10	61	Lv	WATONGA	n	11:40	
12:10	61	Lv	GREENFIELD	n	11:10	
12:10	61	Lv	47	n		
8:10	78	Ar	GEARY 5-44-46-47	Lv	7:20	
8:27	86	Ar	BRIDGEPORT 5-44-48	Lv	6:45	
8:45	93	Ar	HINTON	Ar	7:42	
9:05	101	Ar	LOOKEBA	Ar	7:24	
9:16	107	Ar	BINGER	Ar	7:12	
9:36	115	Ar	GRACEMONT	Ar	6:55	
10:00	123	Ar	ANADARKO 44-46	Lv	5:35	
10:05	123	Lv			5:30	
10:22	133	n	HUNTLEY	n	5:00	
10:32	139	n	STECKER	n	4:50	
10:42	145	n	APACHE	n	4:40	
10:48	148	n	PARKER	n	4:32	
11:02	155	n	RICHARDS SPUR	n	4:21	
11:20	159	Ar	FORT SILL	Ar	4:13	
11:20	159	Lv	LAWTON 46-52	Lv	4:13	
11:36	167	Ar	GERONIMO	Ar	4:05	
11:40	167	Lv	JUNCTION CITY	n	3:56	
11:55	177	Ar	WALTERS	Ar	3:51	
12:11	184	Ar	TEMPLE	Ar	3:21	
12:27	193	Ar	HASTINGS	Ar	3:05	
12:45	200	Ar	WAURIKA 3-46	Lv	2:50	

Oklahoma City, Geary, Ft. Sill, Waurika

703 Motor Daily	ML	STATIONS	704 Motor Daily
6:10	0	Lv OKLAHOMA CITY	9:00
7:20	0	Lv EL RENO 3-5-46	8:00
8:10	22	Lv GEARY 5-43-47	7:20
8:27	31	Ar BRIDGEPORT 5-43	7:00
8:45	38	Ar HINTON	6:42
9:05	46	Ar LOOKEBA	6:24
9:16	50	Ar BINGER	6:12
9:36	60	Ar GRACEMONT	5:53
10:00	68	Ar ANADARKO 43-46	5:35
10:05	68	Ar	5:30
10:22	75	Ar HUNTLEY	5:00
10:32	84	Ar STECKER	4:50
10:42	90	Ar APACHE	4:40
10:48	93	Ar PARKER	4:32
11:02	100	Ar RICHARDS SPUR	4:21
11:20	104	Ar FORT SILL	4:13
11:20	104	Lv LAWTON 43-52	4:13
11:36	112	Lv GERONIMO	3:56
11:40	115	Lv JUNCTION CITY	3:51
11:55	122	Lv WALTERS	3:21
12:11	129	Lv TEMPLE	3:05
12:27	138	Lv HASTINGS	2:50
12:45	145	Ar WAURIKA 3-43	

Table 45 Chickasha and Lindsay

714 Mixed AM	ML	STATIONS	713 Mixed PM
9:30	0	Lv CHICKASHA 3-44-46	11:40
9:50	6	Washita River LUCILE	11:20
10:02	11	Washita River LYLE	11:05
10:15	14	Washita River ALEX	12:50
10:35	19	Washita River BRADLEY	12:30
11:00	26	Washita River LINDSAY	12:10

Oklahoma City, El Reno, Chickasha, Mangum

783 Mixed Ex Su	705 Motor Daily	703 Motor Daily	ML	STATIONS	706-704 Motor Daily	784 Mixed Ex Sun
6:10	0	0	Lv OKLAHOMA CITY	Ar	9:00	
6:23	0	0	COUNCIL	n		
6:32	14	14	YUKON	n		
6:39	20	20	BANNER	n		
6:50	26	26	EL RENO	Lv	8:20	
7:20	26	26	3-5-44	Lv	8:00	
8:10	48	48	GEARY	Ar	7:20	
8:27	57	57	BRIDGEPORT 5-43-44	Ar	7:00	
8:45	64	64	HINTON	Ar	6:42	
9:05	72	72	LOOKEBA	Ar	6:24	
9:16	76	76	BINGER	Ar	6:12	
9:36	86	86	GRACEMONT	Ar	5:53	
10:00	94	94	ANADARKO	Lv	5:35	
10:00	94	94	CHICKASHA	Ar	5:30	
10:00	94	94	VERDEN	Ar	5:20	
10:00	94	94	ANADARKO	Ar	5:10	
10:00	94	94	WASHITA	n	12:50	
10:00	94	94	Washita River FORT COBB	n	4:57	
10:00	94	94	Washita River CARNEGIE	n	4:37	
10:00	94	94	MOUNTAIN VIEW	n	4:19	
10:00	94	94	GOTEBE	n	4:04	
10:00	94	94	KOMALTY	n	3:52	
10:00	94	94	HOBART	n	3:40	
10:00	94	94	CAHILL	n	3:26	
10:00	94	94	ELM RIVER	n	3:16	
10:00	94	94	GRANITE	n	3:00	
10:00	94	94	RED RIVER	n	2:40	
10:00	94	94	MANGUM	Lv	2:40	

Table 47 Oklahoma City, Geary, Ingersoll, Alva

703-778 Mixed	ML	STATIONS	777-112 Mixed
6:10	0	Lv OKLAHOMA CITY	4:40
8:10	48	Ar GEARY	2:45
9:45	0	Lv 5-43-44	1:10
11:10	17	Ar GREENFIELD	12:10
11:10	17	N. Canadian River WATONGA 43	12:10
12:01	40	Ar BUCHER	11:40
12:35	40	Ar HITCHCOCK	11:25
1:05	40	Ar KEENE	10:55
1:35	49	Ar HOMESTEAD	10:26
1:35	49	Ar RUSK	10:01
2:05	59	Ar CLEO SPRINGS	9:36
2:30	65	Ar ALINE	9:18
2:57	71	Ar AUGUSTA	9:00
3:27	79	Ar LAMBERT	8:35
3:42	85	Ar DALEY	8:20
4:00	88	Ar INGERSOLL 50	8:10
4:00	88	Ar ASHLEY	8:10
4:00	88	Ar ALVA	7:00

Table 48 Shawnee and Asher

656 Mixed	ML	STATIONS	655 Mixed
8:35	0	Lv SHAWNEE 5	1:25
9:15	5	Ar SPUDLAND	12:40
9:15	5	Ar TECUMSEH	12:40
9:15	5	Ar RUGGLES	12:40
9:15	5	Ar CHRISNEY	12:40
9:15	5	Ar ROMULUS	11:55
10:05	21	Ar PEARSON	11:45
10:05	21	Ar MORGAN	11:45
10:30	27	Ar ASHER	11:20

Table 49 Haileyville and Ardmore

779c Mixed AM	ML	STATIONS	780c Mixed PM
10:30	0	Lv HAILEYVILLE 5	2:30
10:40	2	Ar CRAIG	1:55
10:45	4	Ar BOND	1:45
11:10	13	Ar BLANCO	1:12
11:30	19	Ar PITTSBURG	12:40
11:30	19	Ar REYNOLDS	12:40
11:50	23	Ar WARDVILLE	11:50
12:10	37	Ar CAIRO	11:30
12:35	44	Ar COALGATE	11:05
12:47	43	Ar N. COALGATE	10:55
1:15	53	Ar OLNEY	10:25
1:25	55	Ar HARDWOOD	10:15
1:50	61	Ar WAPANUCCA	10:00
2:15	70	Ar FILLMORE	9:35
2:40	75	Ar MILBURN	9:20
3:25	83	Washita Sandy River TISHOMINGO	8:55
3:55	89	Pennington River RANDOLPH	9:30
4:15	92	Washita River RUSSETT	8:15
4:35	98	Ar MANNVILLE	8:00
4:55	104	Ar FRISCO JCT	7:40
5:10	105	Ar DURWOOD	7:30
5:35	110	Ar PROVEENCE	7:20
6:00	116	Ar ARDMORE	7:00

Table 50 Ingersoll and Anthony

730 Mixed Daily Ex Sun	ML	STATIONS	729 Mixed Daily Ex Sun
8:10	0	Lv INGERSOLL 47	12:30
8:30	6	Salt Fork River DRIFTWOOD	12:05
8:45	11	Ar AMORITA	11:50
9:12	19	Ar WALDRON	11:25
9:30	24	Ar MILNO	11:10
10:05	33	Ar ANTHONY	10:35

Table 51 Kingfisher and Cashion

ML	STATIONS	ML
0	Lv KINGFISHER 3	Ar
11	Ar REEDING	n
16	Ar CASHION	n

Table 52 Lawton and Grandfield

787 Mixed	ML	STATIONS	786 Mixed
6:30	0	Lv LAWTON 43-46	11:00
6:50	8	Ar TINNEY	10:35
7:05	12	Ar HOLLIDAY	10:20
7:25	16	Ar FAXON	10:10
7:50	21	Ar CHATTANOOGA	9:50
8:05	28	Ar TILLMAN	9:20
8:30	35	Ar GRANDFIELD	9:00

Table 53 Enid, Billings and Ponca City

712 Mixed AM	ML	STATIONS	711 Mixed PM
2:40	0	Lv ENID 3-43	11:55
3:20	3	Ar N. ENID 3	10:45
4:00	19	Ar CROPPER	10:15
4:25	29	Ar GARBER	9:30
4:45	36	Ar BILLINGS	9:00
5:30	44	Ar ALCON	8:40
5:45	51	Ar TONKAWA	8:20
6:00	58	Ar EDKELLY	8:00
6:00	58	Ar PONCA CITY YARD	8:00

An Appeal for Fair Play

The railroads object to governmental operation of barge lines on the waterways, because the government, when operating barge lines, does things which it has prohibited and made illegal, if done by a railroad. It is unfair competition for the government to regulate and restrict the railroads and at the same time conduct unrestricted competition with the railroads through the Inland Waterways Corporation.—From Railroad Data.

REFERENCE NOTES

* Daily. † Except Sunday. ‡ Meals. n No agent. a Motors. b Mon., Wed., Fri. c Nos. 681 and 682 stop on flag at Cottonwood. f Stops on signal by agent or notice to conductor. g Mixed Train. h Tues., Thurs., Sat. Note 1—For time of trains at stations between Oklahoma City and Geary see table 5. Note 2—Ponca City Yard is located about 2 miles from Ponca City station. No train service between the yard and the station.

ARKANSAS AND TEXAS LINES

Table 54 Mesa, Des Arc, Searcy

683 Mix. Ex.Su.		ML.	STATIONS		684 Mix. Ex.Su.	
AM	10.00	0	Lv.	MESA 5-57	Ar.	3.20
f.	10.30	3	Lv.	YUMA	n	f.
f.	10.40	7	Lv.	GOSPODA	n	f.
f.	11.00	9	Lv.	LEITCHWORTH	n	f.
f.	11.20	13	Lv.	DES ARC	n	2.40
<i>Bayou Des Arc River</i>						
f.	11.40	18	Lv.	HUNTERTON	n	f.
f.	11.50	20	Lv.	STINEVILLE	n	f.
f.	12.00	22	Lv.	JASMINE	n	f.
f.	12.10	23	Lv.	BELCHER	n	f.
f.	12.20	25	Lv.	HICKSVILLE	n	f.
f.	12.30	27	Lv.	GRIFFITHVILLE	n	2.00
f.	12.40	29	Lv.	CONANT	n	f.
f.	12.50	33	Lv.	HIGGINSON	n	1.25
f.	1.00	37	Lv.	SEARCY	Lv.	1.00

Table 55 Ft. Smith, Subiaco & Rock Island R. R. Co. Ola, Dardanelle and Paris

8 Motor Daily		22 Mx. Ex. Su.		ML.	STATIONS		21 Mx. Ex. Su.		7 Motor Daily	
AM	5.30	7.30	0	Lv.	OLA 5	Ar.	3.15	4.30	PM	PM
f.	5.46	7.55	3	Lv.	PETIT JEAN	n	f.	f.	f.	f.
<i>Petit Jean River</i>										
f.	6.05	8.20	14	Lv.	CENTERVILLE	n	2.50	4.14	f.	f.
f.	6.05	8.35	14	Lv.	PROSPERITY	n	f.	f.	f.	f.
f.	6.30	9.10	24	Lv.	DARDANELLE	n	2.25	3.55	f.	f.
f.	6.48	9.35	31	Lv.	SILLS	n	2.25	3.55	f.	f.
f.	7.12	10.20	44	Lv.	DELAWARE	n	1.40	3.30	f.	f.
f.	7.32	10.50	48	Lv.	NEW BLAINE	n	1.15	3.12	f.	f.
f.	7.45	11.15	54	Lv.	SOMMER	n	f.	f.	f.	f.
					SCRANTON	n	12.35	2.48		
					WILKINS	n	12.05	2.28		
					SUBIACO	n	11.45	2.15		
					PARIS	Lv.				

Table 56 Butterfield, Malvern and Camden

697 Mixed Mon. Wed. Fri.		ML.	STATIONS		698 Mixed Tue. Thur. Sat.	
AM	3.30	0	Lv.	BUTTERFIELD 6	Ar.	11.00
f.	4.00	5	Lv.	MALVERN	Lv.	9.45
f.	4.40	14	Lv.	LANDERS	n	9.45
f.	5.30	24	Lv.	ROLLA	n	9.03
f.	6.05	32	Lv.	WILLOW	n	f.
f.	7.30	40	Lv.	MANNING	n	8.25
f.	8.20	53	Lv.	SPARKMAN	n	8.00
f.	8.55	60	Lv.	OUACHITA	n	7.30
				AMY	n	f.
				KENT	n	6.40
				CAMDEN	Lv.	6.15
<i>Ouachita River</i>						
					Lv.	6.00

Table 57 Mesa and Stuttgart

679 Mix. Ex.Su.		ML.	STATIONS		680 Mix. Ex.Su.	
PM	3.30	0	Lv.	MESA 5-54	Ar.	6.20
f.	3.38	2	Lv.	THOMAS	n	5.57
f.	3.50	5	Lv.	TOLLVILLE	n	5.45
f.	4.00	7	Lv.	BALLE	n	5.35
f.	4.12	11	Lv.	NAHAY	n	5.25
f.	4.25	14	Lv.	KAY	n	5.13
f.	4.31	15	Lv.	BEECHER	n	5.08
f.	4.36	17	Lv.	ONA	n	5.03
f.	4.50	21	Lv.	STUTTGART	Lv.	4.50

Table 58 Brinkley and Newport

681 Motor Mon. Wed. Fri.		ML.	STATIONS		682 Motor Tue. Thur. Sat.	
PM	10.15	0	Lv.	MEMPHIS	Ar.	8.45
f.	11.59	69	Lv.	BRINKLEY 5	Lv.	7.02
f.	3.35	0	Lv.	LITTLE ROCK 5-6-7	Ar.	6.00
f.	4.42	64	Lv.	BRINKLEY 5	Lv.	4.18
f.	7.00	0	Lv.	BRINKLEY 5	Ar.	12.50
f.	7.45	9	Lv.	SAULSBURG	n	f.
f.	8.05	13	Lv.	COTTON PLANT	n	12.20
f.	8.15	17	Lv.	BECTON	n	11.41
f.	8.25	19	Lv.	HOWELL	n	11.31
f.	8.35	22	Lv.	WIVILLE 58A	n	10.35
f.	9.35	24	Lv.	COLONA	n	10.24
f.	9.43	26	Lv.	GRAYS	n	10.15
				JELKS	n	10.07
<i>Cache River</i>						
f.	9.59	29	Lv.	RIVERSIDE	n	9.59
f.	10.21	32	Lv.	GOODRICH	n	f.
f.	10.35	33	Lv.	OVERCUP	n	f.
f.	10.43	36	Lv.	TUPELO	n	9.37
f.	10.55	40	Lv.	WELDON	n	9.26
f.	11.10	47	Lv.	SHOFFNER	n	9.20
f.	11.30	52	Lv.	AUVERGNE	n	9.10
				ERWIN	n	f.
				NEWPORT	Lv.	8.45

Table 58A Wiville and Gregory

623 Mix. Thurs.		ML.	STATIONS		624 Mix. Thurs.	
AM	8.25	0	Lv.	WIVILLE 58	Ar.	9.15
f.	8.50	1	Lv.	BEARD	n	f.
<i>Cache River</i>						
f.	8.50	6	Lv.	GREGORY	Lv.	8.50

Table 59 Liberal, Gruver, Amarillo

997 Mix. Daily		ML.	STATIONS		998 Mix. Daily	
PM	8.00	0	Lv.	LIBERAL	Ar.	6.35
f.	8.30	13	Lv.	BAKER	n	5.45
f.	8.50	21	Lv.	ADAMS	n	5.20
f.	9.25	35	Lv.	HARDESTY	n	4.40
f.	9.55	45	Lv.	HITCHLAND	Okla. Tex.	4.00
f.	10.15	53	Lv.	BERNSTEIN	n	3.25
f.	10.45	63	Lv.	GROUVER	n	3.00
f.	11.30	82	Lv.	MORSE	n	1.55
f.	11.55	88	Lv.	PRINGLE	n	1.15
f.	12.30	98	Lv.	STINNETT	n	12.35
f.	1.00	106	Lv.	OIL CITY	n	11.55
f.	2.10	111	Lv.	SANFORD	n	11.20
f.	2.50	117	Lv.	FRITCH	n	10.20
f.	3.05	122	Lv.	DEAL	n	9.50
f.	4.05	136	Lv.	WILLTON	n	9.15
f.	4.25	142	Lv.	MASTERTON	n	9.03
f.	5.30	153	Lv.	AMARILLO 5	Lv.	8.30

Table 60 Bridgeport and Graham

789 Mixed Ex.Su.		ML.	STATIONS		788 Mixed Ex.Su.	
AM	1.00	0	Lv.	BRIDGEPORT 3	Ar.	3.00
f.	1.20	6	Lv.	BERKSHIRE	n	2.40
f.	1.45	13	Lv.	VINEYARD	n	2.15
f.	2.20	21	Lv.	STEWARTON	n	1.50
f.	3.30	28	Lv.	JACKSBORO	n	1.15
f.	3.55	36	Lv.	SEMATE	n	11.45
f.	4.35	42	Lv.	BRON	n	11.20
f.	5.05	49	Lv.	DAKIN	n	10.50
f.	6.00	55	Lv.	GRAHAM	Lv.	10.30

Table 61 Morse and Dalhart

689 Mix. Mon. Wed. Fri.		ML.	STATIONS		688 Mix. Mon. Wed. Fri.	
AM	11.30	0	Lv.	MORSE	Ar.	10.00
f.	12.01	11	Lv.	CAPPS	n	9.20
f.	12.30	22	Lv.	SUNRAY	n	8.40
f.	12.55	29	Lv.	PHILLIPS	n	8.10
f.	1.15	34	Lv.	SPANN	n	7.45
f.	1.45	42	Lv.	EXUM	n	7.15
f.	2.05	48	Lv.	WILCO SPUR	n	6.55
f.	2.30	52	Lv.	DALMOR	n	6.35
f.	3.00	62	Lv.	DALHART 2	Lv.	6.00

CHICAGO, ROCK ISLAND & GULF BURLINGTON—ROCK ISLAND R. R.

See Note

a1 Daily		Mix. Daily	Miles	Table 62 Waxahachie and Galveston		a2 Daily		Mix. Daily
AM	PM					PM	AM	
			0	FORT WORTH				
			28.7	DALLAS				
			34.8	WAXAHACHIE			11.20	
			40.9	REAGOR SPRINGS			/1104	
			44.8	BARDWELL			10.48	
			46.1	ONION CREEK			/1031	
			51.2	EMHOUSE			10.20	
			59.7	CORSICANA			9.57	
			68.0	NAVARRO			8.27	
			77.1	STREETMAN			8.10	
			85.1	KIRVEN			7.50	
			95.3	TEAGUE			7.30	
			101.4	FREESTONE			11.00	
			106.3	DONIE				
			115.0	NEWBY			10.25	
			123.0	CONCORD				
			131.2	FLYNN				
			140.0	NORMANGEE			9.40	
			147.8	NORTH ZULCH			9.26	
			158.3	IOLA				
			169.1	SINGLETON			8.47	
			174.3	SHIRO				
			180.6	RICHARDS			8.27	
			193.7	DOBBIN			8.05	
			214.8	TOMBALL			7.30	
			221.3	LOUETTA				
			246.7	HOUSTON (Note 1)			6.30	
			298.4	TEXAS CITY (Note 1)				
			299.7	GALVESTON (Note 1)				

NOTE—Through daily fast freight service between Ft. Worth—Dallas and Houston—Galveston—Texas City, via Waxahachie and Corsicana, shortest line, quickest time.

101 Ex.Su.		Miles	Table 63 Hillsboro and Teague		102 Ex.Su.	
AM	PM				PM	AM
		0	Lv.	HILLSBORO	Ar.	1.30
		9.5	Lv.	BYNUM	n	12.45
		17.0	Lv.	MALONE	n	11.55
		24.8	Lv.	HUBBARD	n	11.00
		48.3	Lv.	MEXIA	n	8.40
		61.9	Lv.	TEAGUE	Lv.	7.30

REFERENCE NOTES

* Daily. † Daily except Sunday. n No agent.
a Nos. 1 and 2 are Motor.
f Stops on signal by Agent or notice to Conductor.
Note 1—Hourly electric service available between Houston and Galveston, arriving and departing Union Station, Houston.

"GREAT WHITE FLEET" (United Fruit Company) GUEST CRUISES

To Cuba, Jamaica, Panama Canal Zone, Colombia, Costa Rica, Honduras and Guatemala. Weekly sailings from New York and New Orleans.

to California

Weekly Intercoastal Services between New York, New Orleans and California via Havana, Jamaica and other interesting ports. Itineraries allow one to three days' layover on Canal Zone and fares include hotel accommodations, meals and other expenses during this layover.

For information, literature, rates and reservations apply to any Rock Island Ticket Agent.

GENERAL INFORMATION

NOT RESPONSIBLE—No responsibility is assumed for errors in time tables, inconvenience or damage resulting from delayed trains or failure to make connections; schedules herein are subject to change without notice.

BUY TICKETS before boarding trains and avoid payment of extra charge.

ADJUSTMENT OF FARES—In cases of dispute with Conductors or Agents, pay the fare required, take receipt and communicate with Passenger Traffic Manager.

STANDARD OF TIME—C. R. I. & P. trains east of Phillipsburg, Kans., and Tucumcari, N. M., are run by Central Time; west of Phillipsburg, Kans., and Tucumcari, N. M., by Mountain Time.

MILEAGE—The mileage stated in time tables is shown in full figures for the information of passengers only and is not to be used in computing fares.

REDEMPTION OF TICKETS—Applications for redemption of unused portion of tickets should be made to Mr. L. M. Allen, Vice President and Passenger Traffic Manager, Rock Island Lines, Room 723 La Salle Station, Chicago, Ill. The unused portion of tickets issued by other roads should be sent to General Passenger Agent of issuing road.

TICKETS MUST BE USED WITHIN LIMIT—Local one-way tickets, sold at regular one-way fare, will be honored for passage to destination beginning not later than thirty days after the date of sale. One-way Interline Tickets, sold at regular one-way fare, will be limited for passage thirty days in addition to date of sale and passenger must reach destination not later than midnight of date of expiration.

CHILDREN who are not five years old are carried free when accompanied by parents or guardians. Those who have reached or passed their fifth birthday and are under twelve years of age, require a half ticket. Those who have reached or passed their twelfth birthday require a full ticket. Conductors are not allowed to vary from this rule.

LOST ARTICLES are in charge of General Baggage Agent at Chicago; passengers who have lost articles on trains or at stations will please communicate with him direct or through their nearest Ticket Agent. Articles lost in Pullman cars, if found, are returned to that company, and report of loss should be made direct to Pullman Company.

BAGGAGE—On tickets sold at standard fares, 150 pounds of baggage carried free on each whole ticket, and 75 lbs. on each half ticket. On tickets sold at coach fares, 100 lbs. of baggage carried free on each whole ticket and 50 lbs. on each half ticket.

Clergymen, etc., presenting tickets sold at reduced fares, are allowed 150 pounds of baggage free.

Passengers holding tickets for Trans-Pacific points (China, Japan, etc.), allowed 350 lbs. of baggage on each whole ticket, and 175 lbs. on each half ticket, except that on coach tickets covering rail journey 100 lbs. of baggage carried free on each whole ticket and 50 lbs. on each half ticket.

Baggage in excess of the above allowances will be charged for at rates published in current Tariffs.

Passengers have privilege of declaring excess value on baggage at the time of checking at a charge of 10 cents for each additional \$100.00 or fraction thereof.

Limit of excess for one passenger \$2500.00.

Any one piece of baggage the greatest dimension of which exceeds seventy-two (72) inches (except whips in cases and public entertainment paraphernalia, etc.) or weighing over 250 pounds (except immigrant baggage) will not be checked, but must be sent by express or freight.

Baggage for Alaska or trans-Pacific points will not be checked beyond point where land journey ends; to Mexico, baggage will be checked only to International Border point.

This Company does not guarantee to forward baggage on same train with passenger or within a given or specified time limit; it reserves the right to forward baggage upon a preceding or following train, as each case may require.

Every effort will be made to check and forward baggage on same train with passenger, baggage facilities thereon permitting, except that when baggage is not delivered at station in sufficient time to be properly weighed and necessary collection made, it will be forwarded on first convenient train C. R. I. & P., for any charges.

In order to provide greater facilities for transportation of passengers, this Company has placed motor cars in service between certain points. Owing to limited space provided for baggage, the Company does not guarantee transportation of baggage in these cars and will not be responsible for any delay by reason of failure to handle baggage therein.

It is unlawful for the railroad to transport baggage containing fireworks or other like explosives and dangerous articles.

Hand baggage in Pullman Cars is restricted to what can be conveniently placed in the berth, seat or other accommodations purchased by the passenger.

For the passenger's own protection all baggage to be checked should bear owner's name and address in a plain and legible manner, as the absence of such means of identification may result in delay or loss of baggage, with the consequent annoyance, inconvenience and expense to the owner as well as to the carrier.

BABY CABS AND BICYCLES in trunks, also **GOLF BAGS** securely fastened, included in weight and value of passenger's baggage. If acceptable for checking but not in proper container, same as 50 pounds excess baggage; if weight exceeds 50 pounds, gross weight charged for.

DOGS transported on passenger trains must be checked and handled in baggage service subject to tariff rules. Minimum charge for each dog in crate same as for fifty pounds of excess baggage; otherwise on leash and muzzled, subject to charge same as for one hundred pounds of excess baggage.

Account Legal Regulations of Boards of Health, veterinary's certificate is required before dogs may be accepted and handled in baggage service to many destinations. Consult baggage agent before presenting dogs to be checked.

Other domestic pets, such as cats, birds, etc., handled in baggage service subject to tariff rules when in crates or cages. Parrots, Parakeets and similar birds must have certificate from State Health Authority showing bird free from disease. Minimum charge same as for 50 pounds of excess baggage.

FOR CORPSE—The rate for the transportation of a corpse, regardless of the age of the deceased, will be one regular lowest first-class adult fare, with minimum fare as prescribed in tariff, when accompanied by an adult in charge who must hold transportation. 150 pounds of baggage is allowed on each corpse ticket.

An adult corpse can be forwarded by express at double the regular first-class ticket rate, and that of a child under twelve years of age at one regular first-class ticket rate. When a corpse is shipped by express, no attendant or accompanying person is necessary. No ticket will be issued for a corpse through New York City.

TRAINS usually run on time, in accordance with time tables given herein, but the Company will not be responsible for consequences arising from delays, or from errors in the printed schedules.

AUTOMATIC COIN-CONTROLLED STEEL PARCEL CHECKING LOCKERS are installed in station waiting-rooms at important points. Patrons desiring to check their grips, parcels or hand baggage select a vacant locker, indicated by the key in the lock, and after placing the baggage inside drop a dime in the slot, turn the key to the right, and upon withdrawing the key it leaves the parcel locked and checked.

REPRESENTATIVES OF NATIONAL TRAVELERS AID SOCIETY are at the La Salle Street Station, Chicago, at Des Moines, Kansas City, Denver, St. Joseph and Cedar Rapids stations, for purpose of relief of distress and assistance of unprotected. Those in need of such service should inquire of the station force for a National Travelers Aid Society representative.

OPTIONAL ROUTE VIA SAN DIEGO

Arrangements are in effect for the application of fares and sale of tickets (one-way and round-trip), via El Centro and San Diego; however, this representation has not been inserted in all joint tariffs and in order to permit holders of tickets, who may desire to travel via El Centro and San Diego, optional route arrangements are authorized by exchange of tickets, under certain conditions which may be obtained from agents.

ROUND-TRIP TICKETS TO SAN FRANCISCO AND OAKLAND, CAL.

(See Note 1)

1. Where ticket reads in both directions via El Paso or Tucson—
(a) Westbound coupons over S. P. Lines will upon application be exchanged by Agent of S. P. Lines at Calexico or El Centro, Cal., or Yuma, Ariz., or by conductor of the train from Yuma to San Diego (via Calexico and El Centro), for a ticket with the necessary coupons good for passage from Yuma to San Diego via Calexico, El Centro and the S. D. & A. Ry., thence via A. T. & S. F. Ry. to Los Angeles, no additional charge to be made.
(b) Eastbound coupons over S. P. Lines will be exchanged by the Agent of the A. T. & S. F. Ry. at Los Angeles, no additional charge to be made.

2. Where ticket reads in one direction via El Paso or Tucson and in the other direction via Los Angeles and Albuquerque or Salt Lake City; or via Barstow and Albuquerque, or via S. P. Lines and Ogden, or via The Western Pacific Railroad Company and Salt Lake City, or via Portland—
(a) Westbound coupons over the S. P. Lines will be exchanged by Agent of S. P. Lines at Calexico or El Centro, Cal., or Yuma, Ariz., or by conductor of the train from Yuma to San Diego, as explained above in paragraph (a), at an additional charge of \$7.40 to be made on each All Year Tourist ticket and \$6.00 on each Summer Tourist ticket.

(b) Eastbound coupons over S. P. Lines will be exchanged by the Agent of the A. T. & S. F. Ry. at Los Angeles, at an additional charge of \$7.40 to be made on each All Year Tourist ticket and \$6.00 on each Summer Tourist ticket.

3. Southern Pacific coupons of round-trip tickets, destined to Los Angeles (not routed via San Francisco), reading in both directions via El Paso or Tucson, or in one direction via El Paso or Tucson and in the other via direct route to Salt Lake City, may be exchanged, without additional charge, to read via El Centro, S. D. & A., San Diego, A. T. & S. F., Los Angeles. Exchange may be made in same manner as outlined above in connection with tickets destined to San Francisco.

Note 1.—The arrangements outlined above do not apply on tickets sold in the States of Kansas, Oklahoma, Texas or New Mexico.

ARRANGEMENTS FOR TICKETING VIA SOUTHERN PACIFIC TO POINTS IN SOUTHERN CALIFORNIA ON PACIFIC ELECTRIC RY.

The Southern Pacific Company (Pacific System) has an arrangement with the Pacific Electric Ry., whereby tickets may be sold reading via Southern Pacific (Pacific System) to a limited number of destinations reached by the Pacific Electric. Under this arrangement tickets reading via Southern Pacific through to destination are honored via Southern Pacific to Colton, Ontario, Pomona or Los Angeles, according to location of destination, passengers being provided by Southern Pacific conductors with exchange checks good for passage on Pacific Electric Ry., from proper junction points (Colton, Ontario, Pomona or Los Angeles as the case may be) to destination.

HONORING ARRANGEMENTS VIA C. R. I. & P. RY.

One-way Interline tickets, also round trip tickets good for passage between Chicago, Kansas City and beyond will be honored via direct line through Washington, Iowa, or via Des Moines, Iowa. This arrangement also applies on one-way tickets of C. R. I. & P. issue good for passage via C. R. I. & P. from Chicago, Ill., to Lawrence, Kan., and points beyond (or the reverse).

Round trip tickets good for passage between Chicago, St. Louis, Kansas City, St. Joseph, Omaha and stations east and Tucumcari, N. M., and points beyond will be honored via Texhoma or Texola, Okla.

Round trip tickets good for passage between Chicago or Peoria and Denver or Colorado Springs and beyond, will be honored via Council Bluffs, Omaha, St. Joseph or Kansas City.

Tickets from and via Kansas City or St. Joseph, Mo., or Omaha, Neb., also from Topeka, Kan., to El Paso, Texas, and destinations beyond, good for transportation via Texhoma, Okla., and Santa Rosa, N. M., will, if desired, be honored to Wichita, Kan., and from Hutchinson, Kan. On application to C. R. I. & P. Agent at Wichita, passenger will be furnished ticket reading via A. V. I. from Wichita to Hutchinson without extra charge. The same arrangement will apply in the reverse direction, i. e., tickets will be honored to Hutchinson and from Wichita, and on application to C. R. I. & P. Agent at Hutchinson, ticket reading via A. V. I. from Hutchinson to Wichita will be furnished without extra charge.

Round trip tickets good for passage between Chicago, St. Louis, Kansas City, St. Joseph, Omaha or stations east and Fort Worth or Amarillo and points beyond will be honored via Oklahoma City if desired.

Round trip tickets to points in Arizona, California or Oregon routed from or through Kansas City or St. Joseph, Mo., or Omaha, Neb., via C. R. I. & P. Ry. and Santa Rosa, N. M., will be honored from Hutchinson to Wichita, Kan., and return, without additional charge.

Round trip tickets from points in Arizona, California or Oregon to Kansas City or St. Joseph, Mo., or Omaha, Neb., or to a point beyond routed via Santa Rosa, N. M., and C. R. I. & P. Ry. to or via Kansas City or St. Joseph, Mo., or Omaha, Neb., will be honored from Hutchinson to Wichita, Kan., and return, without additional charge.

Numerous other optional, diverse and honoring arrangements are also available.

PULLMAN SLEEPING CAR RATES OF FARE

As quoted by the Pullman Company and subject to change without notice.

	Standard Car					
	Seat Fares	Double Lower Berth	Double Upper Berth	two or more Pass- engers	Sec't n one Pass- enger only	Draw- ing Room Com- part- ment
BETWEEN						
Cedar Rapids and St. Louis	\$1.45	\$2.50	\$2.00	\$4.50	\$3.50	\$9.00
Chicago and Cedar Rapids	1.00	2.00	1.50	3.50	2.80	7.00
Chicago and Chickasha		4.80	4.80	10.50	8.40	21.00
Chicago and Colorado Springs and Denver		7.25	6.50	13.05	10.15	25.00
Chicago and Council Bluffs and Omaha	*2.00	3.00	2.40	5.40	4.20	11.00
Chicago and Des Moines	1.40	2.50	2.00	4.50	3.50	9.00
Chicago and El Paso		10.25	8.20	18.45	14.35	35.00
Chicago and Estherville		3.00	2.40	5.40	4.20	11.00
Chicago and Fort Worth and Dallas		7.00	6.50	12.50	9.80	25.00
Chicago and Globe		12.00	10.00	22.50	17.50	44.00
Chicago and Iowa City	.85	2.00	1.50	3.50	2.80	7.00
Chicago and Kansas City	2.00	3.00	2.40	5.40	4.20	11.00
Chicago and Lincoln		3.50	2.80	6.30	4.90	13.00
Chicago and Los Angeles, San Francisco, San Diego, Santa Barbara and Sacramento		15.75	12.60	27.35	22.05	55.00
Chicago and Palm Springs		15.00	12.00	23.50	21.00	53.00
Chicago and Yuma, Rock Island, Davenport	.50	2.00	1.50	3.50	2.80	7.00
Chicago and Peoria		5.00	4.00	9.00	7.00	18.00
Chicago and Chandler-Phoenix		14.00	11.20	25.20	19.50	49.00
Chicago and Salt Lake City		10.25	8.20	18.45	14.35	35.00
Chicago and St. Paul and Minneapolis		2.50	2.00	4.50	3.50	9.00
Chicago and Topeka and McFarland		3.75	3.00	6.75	5.25	14.00
Chicago and Wichita	.90	2.25	1.80	4.05	3.15	8.00
Chicago and West Liberty	.80	2.00	1.50	3.50	2.80	7.00
Chicago and West Yellowstone (via D. & R. G. W.)		10.25	8.20	18.45	14.35	35.00
Chicago and Wichita		5.50	4.40	9.50	7.40	18.00
Chicago and Yuma	14.00	11.20	25.20	19.50	49.00	39.50
Dallas, Ft. Worth and Des Moines		6.75	5.40	12.15	9.45	24.00
Dallas, Ft. Worth and St. Paul-Minneapolis		8.00	6.40	14.40	11.20	28.00
Denver and Colorado Springs to Davenport and Rock Island		6.00	4.80	10.80	8.40	21.00
Denver and Colorado Springs to Topeka and Omaha		4.25	3.40	7.65	5.95	15.00
Des Moines and Denver and Colo. Springs		5.50	4.40	9.90	7.70	20.00
Des Moines and Kansas City	1.00	2.50	2.00	4.50	3.50	9.00
Des Moines and Omaha	.75	2.00	1.50	3.50	2.80	7.00
Des Moines and Omaha (Local Sleeper)		2.50	2.00	4.50	3.50	9.00
Des Moines and San Francisco, Los Angeles and San Diego	14.25	11.40	25.65	19.95	50.00	40.00
El Paso and Rock Island and Davenport	.90	2.50	1.70	3.70	3.00	7.00
Excelsior Springs and Chicago		3.00	2.40	5.40	4.20	11.00
Excelsior Springs and Minneapolis-St. Paul		3.75	3.00	6.75	5.25	14.00
Excelsior Springs and Ft. Worth-Dallas		4.25	3.40	7.65	5.95	15.00
Excelsior Springs and El Paso		7.25	6.80	13.05	10.15	25.00
Excelsior Springs and Los Angeles	13.25	10.60	23.85	18.55	47.00	37.50
Hot Springs and Chicago		5.00	4.00	9.00	7.00	18.00
Hot Springs and Denver		7.25	5.80	13.05	10.15	25.00
Hot Springs and Kansas City		4.25	3.40	7.65	5.95	15.00
Hutchinson and Chicago		5.50	4.40	9.90	7.70	20.00
Kansas City and Chicago	11.00	8.80	19.80	15.40	33.00	51.00
Kansas City and Dallas and Ft. Worth		7.25	5.80	13.05	10.15	25.00
Kansas City and Davenport and Rock Island	1.55	2.50	2.00	4.50	3.50	9.00
Kansas City and Denver and Colo. Springs		4.25	3.40	7.65	5.95	15.00
Kansas City and El Paso		7.25	5.80	13.05	10.15	25.00
Kansas City and El Reno	1.50	2.75	2.20	4.95	3.85	10.00
Kansas City and Los Angeles, San Francisco and San Diego	13.25	10.60	23.85	18.55	47.00	37.50
Kansas City and Oklahoma City		2.75	2.20	4.95	3.85	10.00
Kansas City and Phoenix		11.00	8.80	19.80	15.40	33.00
Kansas City and St. Paul and Minneapolis		3.75	3.00	6.75	5.25	14.00
Kansas City and Tucson		9.75	7.80	17.55	13.65	35.00
Kansas City and Wichita and Hutchinson		2.50	2.00	4.50	3.50	9.00
Little Rock and Chicago		4.25	3.40	7.65	5.95	15.00
Little Rock and El Paso		7.50	6.00	13.50	10.50	27.00
Little Rock and Kansas City		3.75	3.00	6.75	5.25	14.00
Little Rock and Los Angeles	13.25	10.60	23.85	18.55	47.00	37.50
Maricopa and Chicago		13.25	10.60	23.85	18.55	47.00
Maricopa and Kansas City		10.25	8.20	18.45	14.35	35.00
Memphis and Amarillo		5.50	4.40	9.90	7.70	20.00
Memphis and El Paso		8.50	6.80	15.30	11.90	30.00
Memphis and Hot Springs	.90	2.50	2.00	4.50	3.50	9.00
Memphis and Los Angeles	14.50	11.60	26.10	20.30	51.00	40.00
Memphis and Oklahoma City		3.75	3.00	6.75	5.25	14.00
Memphis and Tucson		11.00	8.80	19.80	15.40	33.00
Minneapolis-St. Paul and Cedar Rapids	1.10	2.50	2.00	4.50	3.50	9.00
Minneapolis-St. Paul and Chandler-Phoenix		14.00	11.20	25.20	19.50	49.00
Minneapolis-St. Paul and Des Moines	1.00	2.50	2.00	4.50	3.50	9.00
Minneapolis-St. Paul to Rock Island, Davenport, Iowa City and West Liberty	1.25	2.50	2.00	4.50	3.50	9.00
Minneapolis-St. Paul to Los Angeles, San Diego		15.75	12.60	27.35	22.05	55.00
Minneapolis-St. Paul and St. Louis		3.75	3.00	6.75	5.25	14.00
Oklahoma City and Dallas and Ft. Worth	.90	2.50	2.00	4.50	3.50	9.00
Oklahoma City and El Paso		5.50	4.40	9.90	7.70	20.00
Oklahoma City and Los Angeles	11.50	9.20	20.70	16.10	41.00	32.00
Omaha and Denver and Colo. Springs		4.25	3.40	7.65	5.95	15.00
Omaha and McFarland and Herlington		2.50	2.00	4.50	3.50	9.00
Omaha and Wichita		3.00	2.40	5.40	4.20	11.00
Omaha and Caldwell		3.50	2.80	6.30	4.90	13.00

	Standard Car					
	Seat Fares	Double Lower Berth	Double Upper Berth	two or more Pass- engers	Sec't n one Pass- enger only	Draw- ing Room Com- part- ment
BETWEEN						
Rock Island and Omaha		\$2.50	\$2.00	\$4.50	\$3.50	
Rock Island and Des Moines		2.00	1.60	3.60	2.80	
San Fran. and Los Angeles to Columbus Jet		14.50	11.50	26.10	20.30	\$51.00 \$41.00
San Francisco and Los Angeles to Muscatine, Davenport and Rock Island		15.00	12.00	27.00	21.00	53.00 42.00
San Francisco and Los Angeles to Topeka		13.25	10.60	23.85	18.55	47.00 37.50
Santa Rosa and Chicago		8.00	6.40	14.40	11.20	28.00 22.50
Santa Rosa and Topeka		5.00	4.00	9.00	7.00	18.00 14.00
St. Louis and Amorgon		8.50	6.80	15.30	11.90	30.00 24.00
St. Louis and Chickasha		5.50	4.40	9.90	7.70	20.00
St. Louis and Denver and Colorado Springs		6.75	5.40	12.15	9.45	24.00
St. Louis and El Paso		9.00	7.20	16.20	12.60	32.00 26.50
St. Louis and El Reno		4.00	3.20	7.20	5.60	14.00
St. Louis and Globe		11.50	9.20	20.70	16.10	41.00
St. Louis and Hutchinson		4.00	3.20	7.20	5.60	14.00
St. Louis and Kansas City	\$1.00	2.50	2.00	4.50	3.50	9.00
St. Louis and McFarland		3.00	2.40	5.40	4.20	11.00
St. Louis and Chandler-Phoenix		12.50	10.00	22.50	17.50	44.00 35.00
St. Louis and Sacramento, San Francisco, Los Angeles and San Diego		15.00	12.00	27.00	21.00	53.00 42.00
St. Louis and Palm Springs		14.50	11.50	26.10	20.30	51.00 41.00
St. Louis and Topeka		2.75	2.20	4.95	3.85	10.00 8.00
St. Louis and Tucson		11.50	9.20	20.70	16.10	41.00 32.50
St. Louis and Wichita		3.75	3.00	6.75	5.25	14.00
Wichita and Ft. Worth and Dallas		3.00	2.40	5.40	4.20	11.00
Wichita and Rock Island and Davenport		4.25	3.40	7.65	5.95	15.00

TOURIST CAR

	Standard Car	
	Lower Berth	Upper Berth
BETWEEN		
Chicago and El Paso	\$5.25	\$4.20
Chicago and Kansas City	1.50	1.20
Chicago and Los Angeles	8.50	6.80
Chicago and Topeka and McFarland	2.00	1.60
Chicago and Tucson	6.50	5.20
Chicago and Chandler and Phoenix	7.25	5.80
Chicago and Yuma	7.25	5.80
El Paso and Rock Island and Davenport	1.50	1.20
Excelsior Springs and Chicago	4.00	3.20
Excelsior Springs and El Paso	7.00	5.60
Excelsior Springs and Los Angeles	2.75	2.20
Hutchinson and Chicago	6.00	4.40
Kansas City and Chandler	1.25	1.00
Kansas City and Davenport and Rock Island	4.00	3.20
Kansas City and El Paso	7.00	5.60
Kansas City and Los Angeles	5.75	4.60
Kansas City and Phoenix	5.00	4.00
Kansas City and Tucson	7.50	6.00
Los Angeles to Columbus Junction	8.00	6.40
Los Angeles to Muscatine, Davenport and Rock Island	6.75	5.40
Los Angeles to Topeka	4.25	3.40
Santa Rosa and Chicago	2.75	2.20
Santa Rosa and Topeka		

On the Way to Sunshine Land

The winter and spring months are truly glorious in southern Arizona and southern California. Ideal climatic conditions—dry and invigorating atmosphere—warm sunny days and comfortably cool nights.

Go where you can enjoy every day in the great Outdoors. Golf, play tennis or polo, hike, ride horseback, motor, or just rest.

Wide choice of modern high class hotels, inns, and guest ranches at or near El Paso, Tucson, Chandler, Mesa, Phoenix, Litchfield, Indio, Palm Springs, Agua Caliente (Mexico), San Diego, Los Angeles, Santa Barbara, and many other points located on or directly reached via Rock Island-Southern Pacific Golden State Route.

Accommodations available at prices to meet every budget.

For complete information concerning fares and reservations, descriptive literature and hotel or guest ranch rates, call or write nearest Rock Island Lines representative, or address—

ROCK ISLAND LINES

Vacation Travel Service Bureau

Room 714, La Salle Station

Phone Wabash 3200

CHICAGO, ILL.

* Fare in Rock Island Parlor Car \$1.50.

A drawing-room is a private room with an upper and lower berth and a sofa (which can be converted into a lower berth), with private toilet room adjoining. A compartment is a private room with an upper and lower berth, and toilet facilities in the same room. A section is a lower and upper berth directly above. The purchaser of a drawing-room, compartment, or berth, either upper or lower, has exclusive right to its occupancy. It is necessary, however, when drawing-room is occupied by a single individual, to present two adult railway tickets. When compartment is occupied by a single individual one full fare and one half-fare railway ticket are required. Only one adult railway ticket is required for exclusive occupancy of a section.

In common with many of the railways, the Rock Island has been confronted with unprecedented difficulties incident to the general business depression and the competition of other forms of transportation.

The evidence is abundant that the general public is thinking more intelligently and seriously about the problems of our major industries and the necessity of maintaining them. The problems of agriculture and transportation, so basic to our economic well-being, are having more sympathetic and understanding thought. The intensive study of the railroad situation and related means of transport, being conducted by the Federal Coordinator, is bringing the existing situation to the public mind in a way which emphasizes its relationship to all industry, and the urgent necessity for a proper correlation of all forms of transport on a basis which will be fair to each, while recognizing public rights.

Recent marked reductions in railway passenger fares with the discontinuance of the surcharge for sleeping and parlor car service, reduces the inclination to the use of privately-owned automobiles. As patronage of passenger trains increases, restoration of service necessarily withdrawn because of continuing heavy losses in earnings, can be considered.

Constant efforts will be made to furnish adequate and efficient freight service at rates as low as the cost of supplying it will permit.

The Rock Island will continue to maintain the fine traditions of its eighty-one years of public service, and do its utmost to merit public esteem and patronage.

J. E. GORMAN,
Trustee