



**Atchison, Topeka & Santa Fe
Railway System**
Time Tables

**Atchison, Topeka & Santa Fe
Railway System**
Time Tables



For interesting facts about points along
the Santa Fe, just ask for the folder
"ALONG YOUR WAY"

Santa Fe



Fe

**red Harvey
ood Service**



*Santa Fe offers you dining station, dining car
and hotel service in the famous
Fred Harvey manner*

Dining car service on The Super-Chief (trains 17 and 18) and The Chief (trains 19 and 20), is a la carte. Table d'hote dinners also are served on these trains.

On the following trains table d'hote meals—breakfast, 55c and up; luncheon, \$1.00 and up; dinner, \$1.10 and up—are offered in addition to a la carte service:

NUMBER	TRAINS	BETWEEN
3 and 4,	The California Limited	Chicago and Los Angeles
5 and 6,	The Ranger	Chicago and Texas Points
11 and 12,	The Kansas Cityan and The Chicogean	Chicago and Oklahoma City
13-130, 14-141, 9-90 and 10-101		La Junta and Denver
15 and 16		Newton and Oklahoma City
23 and 24,	The Grand Canyon Limited	Chicago and Los Angeles
" " " "	" " " "	Oakland and Bakersfield
27 and 28		Oklahoma City and Ft. Worth
42 and 47		Ash Fork and Phoenix
50, The Oil Flyer		Tulsa to Kansas City
75-92-97 and 98-91-76		Brownwood and Clovis
170 and 181		Phoenix and Cadiz
211 and 212,	The Tulsan	Kansas City and Tulsa

El Capitan (trains 21 and 22), between Chicago and Los Angeles; the San Diegan (trains 71, 72, 73, 74, 76, 77, 78 and 79), between Los Angeles and San Diego; and the Golden Gate (trains 60, 61, 62 and 63), between Oakland and Bakersfield, carry lunch counter-dining cars or dining cars serving meals at the following prices: breakfast, 55c and up; luncheon, 70c and up; dinner 90c; also a la carte service.

On The Scout (trains 1 and 2), between Chicago and Los Angeles and between Barstow and Oakland, meal prices are: breakfast, 50c; luncheon, 60c; dinner 75c; also a la carte service.

Supplementary meal service (sandwiches, coffee, milk, etc.) is provided in chair cars and coaches on all of the above trains, except The Super-Chief, Chief, El Capitan, San Diegan and Golden Gate.

All dining cars serve special meals for children at substantially lower prices than for adults. All dining cars are air-conditioned.

FRED HARVEY HOTELS, RESTAURANTS AND DINING STATIONS

Fred Harvey dining stations—with counter or table service, or both—are located in or near several of the passenger depots. These dining stations offer table d'hote service, breakfast 45c to 70c, luncheon 45c to 85c, dinner 60c to \$1.00; also a la carte service at reasonable prices. Special children's meals available at reduced prices.

The restaurants and lunch rooms in the union terminals at

Fred Harvey Hotels, Restaurants and Dining Rooms

	Lunch Room	Dining Room	Guest Rooms
ARIZONA			
Ash Fork (Escalante Hotel)	89	26
Grand Canyon (Bright Angel Lodge)	225	142
Grand Canyon (El Tovar Hotel)	250	81
Seligman (Havasut Hotel)	133	19
Williams (Fray Marcos Hotel)	53	37
Winslow (La Posada Hotel)	116	62
CALIFORNIA			
Bakersfield	81
Barstow (Casa del Desierto Hotel)	52	29
Los Angeles (Union Station)	109	285
Needles (El Garces Hotel)	92	26
COLORADO			
La Junta (El Otero Hotel)	64	76	39
ILLINOIS			
Chicago (Dearborn Station)	31	102
KANSAS			
Dodge City (El Vaquero Hotel)	101	33
Hutchinson (Bisonte Hotel)	48	110	64
Newton	115
MISSOURI			
Kansas City (Union Station)	380	145
NEW MEXICO			
Albuquerque (Alvarado Hotel)	116	110	119
Clovis (Gran Quivira Hotel)	54	34
Gallup (El Navajo Hotel)	93	54	75
Las Vegas (Castaneda Hotel)	86	36
Santa Fe (La Fonda Hotel)	350	147
TEXAS			
El Paso (Union Station)	43	65
Galveston	24
Houston (Union Station)	84

Chicago, Kansas City, Houston, El Paso and Los Angeles are also under Fred Harvey management, offering meal service at moderate prices.

The station hotels are conveniently located for business and sightseeing. Rates (European Plan) for one person range from \$1.50 per day up for rooms without bath and from \$2.50 per day up for rooms with bath.



All of us say "Many Thanks" for your cooperation

That "thank you" from all of us Santa Fe people is a big and sincere one for the helpful and cheerful cooperation you are showing in these days of travel difficulties.

Now, even though the war is won, we face the biggest job in the history of passenger transportation in meeting the demands for space to sleep and seat the millions of homeward bound veterans returning through Pacific, Atlantic, and Gulf ports of debarkation.

We anticipate that travel on the Santa Fe will continue to be difficult until late spring or early summer; but in the meantime we will do our best to serve you and will appreciate your considering these suggestions when you travel:

1. Schedule your trip for the middle of the week, avoiding travel on week-end travel peaks.

- 2. Take just as little baggage as possible.
3. Check all baggage that you do not absolutely need en route. Attach to all baggage a label bearing your name, street number, and city address.
4. Always protect your train connections, whenever possible, by taking the next earlier train at the beginning of your trip.
5. If your plans are changed cancel your reservations at the earliest possible moment.
6. Give up your seat in the diner as soon as you have finished your meal.



General Index to Folder Contents

Altitudes of principal stations... Pages 8 and 9
Chicago Passenger Stations... Page 61
Chillicothe-Peoria bus schedules... Page 54
Connections-With foreign line railroads... Pages 50, 51, 55, 56, 57, 58
Equipment... Pages 11 to 27 inclusive
Extra fares:
The Chief, The Super Chief and El Capitan... Page 65
Fares and Rates:
One Way... Pages 63, 64
Pullman... Pages 63, 64
Round trip... Page 62
Seat Rates-in Santa Fe Parlor Cars... Page 64
Side trips... Page 64
Information-Miscellaneous... Page 59
Maps: Chicago Business District... Page 61
Profile map of Santa Fe, Chicago to California... Pages 8 and 9
Santa Fe Lines in Illinois and Missouri... Page 28
" " " Kansas and Oklahoma... Page 29
" " " Texas, Oklahoma and Louisiana... Page 30
" " " Colo., N. Mex. & Texas Panhandle... Page 31
" " " Arizona... Page 32
Maps: Santa Fe Lines in California... Page 33
Santa Fe System... Pages 34 and 35
Meal service-Santa Fe-Fred Harvey... Page 68
Mileage of lines operated... Pages 34 and 35
Officials of passenger department and traffic agencies... Pages 66 and 67
Reference notes (Pages 10 to 54 inclusive)... Pages 8 and 9
Rules for trains Nos. 17 and 18, The Super Chief; trains Nos. 19 and 20, The Chief; and No. 21 and 22, El Capitan... Page 61
Rules for train No. 11, The Kansas Cityan and train No. 12, The Chicagoan between Chicago and Oklahoma City and for No. 211 and No. 212, The Tulsan, between Kansas City and Tulsa... Page 61
San Francisco-Oakland Terminal Note... Page 43
Schedules:
Bus (Santa Fe Trailways)... Pages 38 to 45 incl., 49 and 54
Condensed Main Line... Pages 11 to 27 inclusive
Condensed Transcontinental... Page 10
Station Index... Pages 4 to 7 inclusive
Stopover information... Page 59
Ticket offices-Chicago Hotels... Page 67

Index of Train Service Tables

Table with columns: Between, And, Table Numbers. Lists various routes and their corresponding table numbers, such as Amarillo, Tex. to Sweetwater, Brownwood, Temple, Ft. Worth, Dallas, Houston and Galveston (Table 79).

Table listing cities and their corresponding page numbers, starting with 'L' and 'Long Point, Tex.'.

Table listing cities and their corresponding page numbers, starting with 'L' and 'Long Point, Tex.'.

Table listing cities and their corresponding page numbers, starting with 'M' and 'Mabel, Tex.'.

Table listing cities and their corresponding page numbers, starting with 'N' and 'Nadeau, Cal.'.

Table listing cities and their corresponding page numbers, starting with 'O' and 'Oak Cliff, Tex.'.

Table listing cities and their corresponding page numbers, starting with 'P' and 'Pachappa, Cal.'.

Table listing cities and their corresponding page numbers, starting with 'Q' and 'Quarry, Tex.'.

Table listing cities and their corresponding page numbers, starting with 'R' and 'Radium Springs, N. M.'.

Table listing cities and their corresponding page numbers, starting with 'S' and 'Sabinal, N. M.'.

Table listing cities and their corresponding page numbers, starting with 'T' and 'Taft, Cal.'.

Table listing cities and their corresponding page numbers, starting with 'U' and 'Udall, Kans.'.

Table listing cities and their corresponding page numbers, starting with 'V' and 'Vado, N. M.'.

Table listing cities and their corresponding page numbers, starting with 'W' and 'Wadsworth, Kans.'.

PROFILE OF SANTA FE



Altitude of Principal Stations

Missouri River and East

Chicago	593
Ft. Madison	523
Galesburg	755
Joliet	549
Kansas City	781

Kansas

Arkansas City	1073
Dodge City	2486
Florence	1270
Great Bend	1848
Hutchinson	1530
Newton	1445
Syracuse	3229
Topeka	889
Wichita	1312

Oklahoma

Alva	1350
Ardmore	873
Bartlesville	685

Oklahoma	Texas	Texas	Colorado	Colorado	
Guthrie	940	Amarillo	3562	Lubbock	3195
Oklahoma City	1196	Ballinger	1684	McGregor	711
Pauls Valley	874	Beaumont	21	Morgan	720
Perry	996	Brenham	330	Navasota	215
Ripley	821	Brownwood	1342	Panhandle	3456
Shawnee	1014	Cleburne	761	Paris	564
Tulsa	700	Dallas	431	Plainview	3369
Woodward	1903	El Paso	3709	Presidio	2592
		Ft. Worth	605	San Angelo	1851
		Gainesville	734	Sweetwater	2145
		Galveston	6	Temple	699
		Houston	54	Weatherford	1010
		Lampasas	1017		

REFERENCE NOTES FOR PAGES 10 TO 54, INCLUSIVE

The following conditional stop notes apply to paying passengers only.

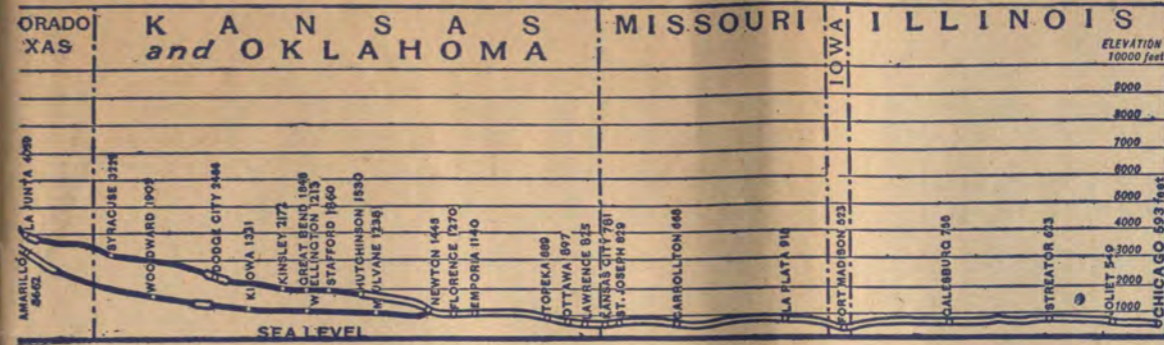
- Fred Harvey Meal Stop.
- || Meal Stop (Not Fred Harvey Service).
- Stops to discharge from La Junta and beyond or receive for Kansas City and beyond.
- † Operating Stop only.
- ☒ Motor Coach service. Regular railroad tickets may be exchanged at Williams or Grand Canyon for Motor Coach tickets without additional charge. Certain employee and other Special Rate Tickets will be exchanged only on payment of the difference.
- ± No. 22 stops at Ash Fork 10.54 p.m. on Tuesdays and Fridays to receive passengers enroute from Prescott and points south for Albuquerque and east.
- ▲ Via Texas Motor Coaches.
- ⚡ Connection made at Ft. Worth.
- ⊘ Taxicab service provided between Ottawa Junction and Ottawa for passengers making connections to or from points Ottawa Junction and south, or to or from points Intermediate Ottawa Junction-Lawrence, or to or from points Intermediate Ottawa Junction-Kansas City. Checked baggage will not be handled via taxi cab service.
- Stops to receive passengers for Chanute and beyond.
- ⊙ Stops to discharge passengers from connecting lines at Stockton.
- ♥ Stops to discharge passengers from Los Angeles and beyond.
- # Passengers from main line destined Fort Lyon should buy tickets to Las Animas, via main line. From here they get to Fort Lyon by automobile quickly and at little expense.
- ⊙ Stops to receive passengers for Ponca City and beyond.
- ‡ Stops to receive passengers for beyond Chanute.
- ♣ Passengers on No. 21 "El Capitan," destined to intermediate points between San Bernardino and Los Angeles, will transfer at San Bernardino to train No. 3 which will stop all stations between San Bernardino and Los Angeles to discharge passengers received from No. 21 at San Bernardino.
- ★ Via Inter-city Transit Lines.

- ⊙ Stops to receive passengers for Newton, Kans., and beyond, also stops to receive or discharge passengers destined to or from points west of Temple, or to or from stations Beaumont to Clay, inclusive. Will also stop at stations south of Belleville, Tex. to receive passengers for west of Guthrie, Okla.
- ⊙ Stops to receive or discharge passengers destined to or from points west of Temple to or from stations Clay to Beaumont inclusive, will also stop to discharge passengers holding tickets of other lines issue, including A. T. & S. F., P. & S. F. and A. T. & S. F. Coast Lines from Newton, Kansas and beyond, or from west of Guthrie if passengers are destined to points south of Belleville, Tex.
- £ Bus does not go into town, stops at corner only.
- ⊠ Connecting train.
- ⊞ Stops to receive passengers for California points.
- % Stops to receive passengers for Kansas City and beyond and to discharge passengers.
- ♣ Stops to discharge passengers from beyond Las Animas.
- C.S.T. Central Standard Time.
- M.S.T. Mountain Standard Time.
- P.S.T. Pacific Standard Time.
- ① Stops to discharge passengers from east of Albuquerque.
- ② Stops to discharge passengers from west of Barstow.
- ③ Stops to discharge passengers from east of Belen.
- ④ Stops to receive passengers for Kansas City and beyond or discharge passengers from beyond Ash Fork.
- ⑤ Stops to receive passengers for Coleman and points west thereof.
- ⑥ Stops to discharge passengers from Coleman and points west thereof.
- ⑦ Via Denver-Colorado Springs-Pueblo Trailways, connection is made at Trinidad.
- ⑧ This Motor Coach arrives and departs Oakland at 1801 Telegraph St.
- ⑨ No. 78 leaves San Angelo 9.30 p.m.
- ⑩ No. 1 Barstow to San Francisco.
- ⑪ Via Texas and Pacific R. R., connection made at Sweetwater.
- ⑫ Stops to receive for Pueblo and beyond or to discharge passengers from Dodge City and beyond.
- a Santa Fe Trailways Motor Coach service.
- b Stops to receive passengers for Arizona and California points.
- c Stops to discharge passengers from points east of Mojave or receive passengers for points west of Bakersfield.

- d Stops to receive or discharge sleeping car passengers and to discharge coach passengers from east of Winslow.
- e Stops to receive paying passengers for Albuquerque and west of Flag stop.
- g Stops to receive passengers for Colorado, New Mexico, Arizona or California points where this train is scheduled to stop.
- h Stops to discharge passengers from south of Newton.
- l Stops to discharge from Kansas City and beyond or receive for La Junta and beyond.
- j Stops to receive passengers for south of Newton, and west via Wellington.
- k Stops to discharge passengers for Ottawa and for connections with No. 47.
- m Stops to discharge passengers from south of Wichita for Strong City District.
- n Stops to discharge military passengers traveling on orders. No. 76 will not handle checked baggage to Linda Vista.
- o Stops to discharge passengers from points west of Bakersfield or receive passengers for points east of Mojave.
- p Stops to receive or discharge sleeping car passengers or receive coach passengers for east of Winslow.
- q Stops to receive passengers for beyond Las Animas.
- r Stops to discharge passengers from Newton and beyond.
- s Stops to receive or discharge paying passengers.
- t Stops to receive for Williams and beyond.
- u Stops to receive passengers for Gainesville and beyond or discharge passengers from Oklahoma City and beyond.
- w Stops to receive passengers for Ash Fork and east.
- y Stops to discharge passengers from Wellington and beyond.
- A Stops to discharge passengers from Stockton or west thereof.
- B Stops to receive passengers for Newton and beyond.
- C Stops to receive passengers for Oklahoma City and beyond or discharge passengers from Gainesville and beyond.
- D Stops to receive passengers for Kansas City, Mo., and beyond.
- E Stops to discharge passengers from Chicago and beyond.
- F Stops to discharge passengers from Richmond and west.
- G Stops to receive passengers for Dodge City and east thereof or discharge passengers from west and north of La Junta.

(Continued on page 9.)

BETWEEN CHICAGO AND CALIFORNIA



New Mexico	New Mexico	Arizona	Arizona
Clovis	4263	Raton	6638
Continental Divide	7248	Tunnel Raton	7622
Deming	4334	Roswell	3566
Fort Sumner	4064	San Marcial	4460
Gallup	6505	Santa Fe	6969
Glorieta	7437	Silver City	5859
Laguna	5851	Socorro	4593
Lamy	6478	Springer	5832
Las Cruces	3897	Texico	4142
Las Vegas	6401	Vaughn	5958
Mountainair	6492	Willard	6101
		Adams	5306
		Ash Fork	5143
		Canyon Diablo	5431
		Castle Hot Springs	2008
		Clarkdale	3461
		Congress Jct.	3068
		Copper	5059
		Drake	4689
		Flagstaff	6896
		Grand Canyon Rim at Colorado River	2500
		Holbrook	5079
		Kingman	3337
		Parker	459
		Peach Springs	4791
		Phoenix	1122
		Prescott	5367
		Seligman	5242
		Skull Valley	4318
		Wickenburg	2116
		Williams	6762
		Winslow	4856

California

Arrowhead Springs	2000
Bagdad	789
Bakersfield	403
Barstow	2106
Colton	982
Fresno	294
Goffs	2585
Hanford	247
Hesperia	3193
Highland	1317
Los Angeles	264
Mojave	2758
Needles	483
Orange	180
Pasadena	830
Redlands	1351
Riverside	876
San Bernardino	1079
San Diego	14
San Francisco	8
Stockton	17
Summit (Cajon Pass)	3822
Tehachapi	3974
Tulare	290
Upland	1208
Visalia	333
Yosemite	4000 to 9000

REFERENCE NOTES FOR PAGES 10 TO 54, INCLUSIVE

The following conditional stop notes apply to paying passengers only.

- H Stops to receive passengers for Kansas City and beyond or to discharge passengers from beyond Chicago.
- I Stops to discharge passengers from Kansas City and beyond or receive for Barstow and beyond.
- J No. 21 stops at Ash Fork 11.28 p.m., on Sundays and Wednesdays to discharge passengers from Albuquerque and points east destined south of Ash Fork.
- K Gateway to Hollywood, Beverly Hills, Glendale and Santa Monica.
- L Stops to receive passengers for Topeka and beyond.
- M Stops to receive or discharge passengers from or to points beyond Houston.
- N Stops to discharge passengers from west of Ottawa Jet. and beyond.
- O Stops to receive passengers for La Junta, Colo. and beyond.
- P Stops to discharge passengers from Arizona and California points.
- Q Stops to discharge passengers from beyond Kansas City.
- R Stops to receive passengers for Chicago and beyond.
- S Stops to discharge passengers from Kansas City, Mo. and beyond.
- T Mo. Pac. train leaves New Orleans 9.00 a.m., arrives Houston 8.20 p.m.
- U Stops to discharge passengers from points west of Ft. Madison.
- V Daily Motor Coach service, (during season), between Castle Hot Springs Depot and Castle Hot Springs and vice versa.
- W Stops to receive passengers for Las Animas and beyond.
- X Stops to discharge passengers from Las Animas and beyond.
- Y Stops to receive Interstate passengers for Colorado and New Mexico points or for authorized stops Hutchinson and east. See notes on page 61.
- Z Stops to receive passengers for Wichita and beyond.
- aa Stops to receive passengers for east of Bakersfield or to discharge from connecting lines at Stockton or from Richmond and west.
- bb Stops to discharge passengers from beyond Chicago.
- cc Stops to receive passengers for beyond Chicago.
- dd Stops to discharge passengers from Hutchinson and beyond or receive passengers for Dodge City and beyond.

- ee Interstate passengers from Colton, Riverside or Redlands are transported via auto livery without charge to San Bernardino upon application to ticket agents at Colton, Riverside or Redlands.
- ff Stops to receive passengers for Santa Ana, Los Angeles and beyond.
- gg Stops to discharge passengers from Los Angeles or Santa Ana.
- hh Stops to receive passengers for east of Bakersfield or discharge from Fresno and west.
- ii Stops to discharge passengers from Wichita and beyond.
- jj Stops to receive passengers for Colorado Springs, Pueblo or beyond.
- kk No. 17 stops at Galesburg, at 8.16 p. m. to receive passengers for scheduled stops in California.
- ll Stops to receive passengers for Kansas City and beyond or discharge from Barstow and beyond.
- mm Stops to discharge passengers from east of Wellington and to receive passengers for beyond Amarillo.
- nn Stops to receive passengers for San Bernardino and beyond.
- oo Stops to discharge passengers from beyond Emporia.
- pp No. 18 stops at Galesburg at 10.29 a. m. to discharge passengers from Barstow, San Bernardino, Pasadena and Los Angeles.
- qq Stops to receive for Dodge City or beyond or discharge from Pueblo and beyond.
- rr Stops to discharge passengers from Amarillo and west and to receive passengers for beyond Wellington.
- ss Stops to discharge from Trinidad and beyond or receive for Gallup and beyond.
- uu Stops at any station Barstow to Los Angeles, to discharge passengers from Williams or beyond or any station between San Bernardino and Los Angeles to discharge passengers received from Train No. 21 at San Bernardino.
- vv Stops to discharge from Gallup and beyond or to receive for Trinidad and beyond.
- ww Stops to discharge passengers from La Junta and beyond.
- xx Stops to discharge passengers from Albuquerque and points east thereof or to receive for points north of Barstow.
- yy Stops to receive or discharge passengers to or from Parker District.

- AA Stops to receive passengers for Oklahoma City.
- BB Stops to receive passengers for Fort Worth and beyond and discharge passengers from Oklahoma City and beyond.
- CC Stops to discharge passengers from Oklahoma City.
- DD Stops to receive passengers for Oklahoma City and beyond and discharge passengers from Fort Worth and beyond.
- EE Stops to receive passengers from north of Strong City for Wellington and beyond.
- HH Stops to discharge passengers from Albuquerque and east or south thereof.
- II Stops to discharge passengers from east of Barstow or west of Bakersfield.
- JJ Stops to discharge passengers from Santa Fe and Union Pacific points east or north of Barstow or Southern Pacific, Santa Barbara and north.
- KK Stops to receive passengers for Santa Fe and Union Pacific points east and north of Barstow or Southern Pacific points Santa Barbara or north.
- LL Stops to receive passengers for Albuquerque and east.
- MM Stops to discharge from Albuquerque and east thereof.
- OO No. 74 stops at Linda Vista to discharge military men from Camp Anza from No. 51. Also stops to discharge military passengers traveling on orders. No. 74 will not handle checked baggage to Linda Vista.
- PP Stops to receive passengers for Belen and Albuquerque or points east or south thereof.
- RR Interstate passengers are transported to Colton, Riverside or Redlands via auto livery, without charge, upon application to San Bernardino ticket agent.
- TT Stops to receive passengers for Hutchinson and beyond or discharge passengers from Dodge City and beyond.
- UU No. 22 stops at Galesburg at 3.59 a. m., at Chillicothe 4.45 a. m., Streator 5.27 a. m. and Joliet 6.19 a. m., to discharge passengers from scheduled stops in California.
- VV Stops to receive passengers for east of Belen.
- WW Stops to discharge passengers from east of Albuquerque.
- XX Stops to discharge passengers from Bakersfield and east thereof.
- YY Stops to discharge passengers from Barstow and beyond.
- ZZ Stops to receive passengers for east of Bakersfield.

WEST—Read down

Condensed Schedules Transcontinental Trains

EAST—Read up

Main schedule table with columns for train numbers (No. 3, 21, 17, 19, 23, 24, 20, 4, 2), stations, and times. Includes sub-sections for 'CALIFORNIA LIMITED', 'THE SCOUT', 'THE CHIEF', 'GRAND CANYON LIMITED', and 'CALIFORNIA LIMITED'.



Table A Chicago, Kansas City and California

Table A: WEST—Via La Junta and Albuquerque and EAST—Via Albuquerque and La Junta. Includes station lists and departure/arrival times for various train services.

Connecting Trains: Lists connecting services between major hubs like Los Angeles, San Diego, and San Francisco, including train numbers and times.

Tuesday Equipment

No. 17 (The Super Chief). COMPLETELY AIR-CONDITIONED. Valet, Maid, Barber Service, Men's Shower Bath and Radio. Mailed-manicure service and Women's Shower Bath. Extra fare from Chicago and Kansas City—\$15 (Federal Tax not included). For table of extra fares see page 65.

Friday Equipment

No. 18 (The Super Chief). COMPLETELY AIR-CONDITIONED. Valet, Maid, Barber Service, Men's Shower Bath and Radio. Mailed-manicure service and Women's Shower Bath. Extra fare to Kansas City and Chicago—\$15 (Federal Tax not included). For table of extra fares see page 65.

EXPLANATORY NOTES: Sec.—Section; Comps.—Compartments; D. R.—Drawing Room; Obs.—Observation. For explanation of Reference Marks see pages 8 and 9.



Table B New York, Washington, Chicago, Kansas City and California

WEST—Via La Junta and Albuquerque

Mis.	STATIONS	N. Y. C. No. 25	Pa. R.R. No. 29	B. & O. No. 5
	<i>Eastern Standard Time</i>			
0	Lv New York	5:30 PM	6:00 PM	
	Lv No. Philadelphia		7:19 PM	
	Lv Washington			5:30 PM
	<i>Central Standard Time</i>			
	Ar Chicago	9:30 AM	10:00 AM	8:30 AM

Mis.	STATIONS	19 Daily	THE CHIEF—Extra Fare						
0	Lv Chicago	12:01 PM	Sun.	Mon.	Tues.	Wed.	Thur.	Fri.	Sat.
451	Ar Kansas City	9:40 PM							

Mis.	STATIONS	Mo. Pac.	Wabash	C. B. & Q.	Alton
0	Lv St. Louis	4:15 PM	3:50 PM	10:00 AM	10:00 AM
451	Ar Kansas City	9:15 PM	9:00 PM	5:00 PM	5:00 PM

Connecting Trains

0	Lv La Junta	7:45 AM	Mon.	Tues.	Wed.	Thur.	Fri.	Sat.	Sun.
64	Ar Pueblo	9:30 AM							
108	Ar Colorado Springs	10:35 AM							
183	Ar Denver	12:30 PM							

Equipment

No. 19 (The Chief)—COMPLETELY AIR-CONDITIONED. Valet, Maid, Barber Service, Men's and Women's Shower Bath, and Radio. Maid-manicure service. Extra fare from Chicago and Kansas City—\$10. (Federal Tax not included). For table of extra fares see page 65.

Dormitory Baggage Lounge Car. Chicago to Los Angeles.

Sleeping Car. Chicago to Los Angeles—17 Roomettes, 2 D.R., 4 Comps., 4 D. B.R. New York to Los Angeles—2 D.R., 4 Comps., 4 D.B.R. (via N. Y. C. No. 25 to Chicago)

New York to Los Angeles—2 D.R., 4 Comps., 4 D.B.R. or 6 Sec., 6 Roomettes, 4 D. B. R., (via Pa. R. R. No. 29 to Chicago).

Washington to Los Angeles—6 Sec., 6 Roomettes, 4 D.B.R., or 10 Roomettes, 5 D.B.R. (via B. & O. No. 5 to Chicago).

Chicago to Phoenix—Alternating 6 Roomettes, 6 Sec., 4 D.B.R.—2 D.R., 4 Comps., 4 D.B.R. and 10 Roomettes, 5 D.B.R. (On No. 47 from Ash Fork).

Club Lounge Car. Chicago to Los Angeles.

Dining Car. Chicago to Los Angeles. Serves all meals. (Fred Harvey Service).

Sleeping Car. Chicago to Los Angeles—2 D.R., 4 Comps., 4 Double Bedrooms. Los Angeles to Chicago—8 Sec., 2 Comps., 2 Double Bedrooms. (Two cars).

Observation Car. Los Angeles to Chicago—4 D.R., 1 Double Bedroom.

Santa Fe Parlor-Lounge Car. San Diego to Los Angeles. (On connecting train).

EAST—Via Albuquerque and La Junta

Mis.	STATIONS	20 Daily	THE CHIEF—Extra Fare						
0	Lv Los Angeles	12:01 PM	Sun.	Mon.	Tues.	Wed.	Thur.	Fri.	Sat.
9	Ar Pasadena (See note "K" on page 9)	12:30 PM							

Mis.	STATIONS	Mo. Pac.	Wabash	C. B. & Q.	Alton
50	Ar San Bernardino	1:45 PM			
141	Ar Barstow	3:50 PM			
309	Ar Needles	6:45 PM			
458	Ar Seligman	10:15 PM			

Mis.	STATIONS	N. Y. C. No. 26	Pa. R.R. No. 28	B. & O. No. 6
0	Lv Chicago	3:30 PM	3:30 PM	4:10 PM
	Ar Washington		8:03 AM	9:00 AM
	Ar No. Philadelphia			
	Ar New York	9:30 AM	9:30 AM	

Connecting Trains

0	Lv San Diego	7:45 AM	Sun.	Mon.	Tues.	Wed.	Thur.	Fri.	Sat.
128	Ar Los Angeles	10:30 AM							
0	Lv Long Beach	9:55 AM	Sun.	Mon.	Tues.	Wed.	Thur.	Fri.	Sat.
23	Ar Los Angeles	11:00 AM							

Equipment

No. 20 (The Chief)—COMPLETELY AIR-CONDITIONED. Valet, Maid, Barber Service, Men's and Women's Shower Bath, and Radio. Maid-manicure service. Extra fare to Kansas City and Chicago—\$10. (Federal Tax not included). For table of extra fares see page 65.

Dormitory Baggage Lounge Car. Los Angeles to Chicago.

Sleeping Car. Los Angeles to Chicago—17 Roomettes. Los Angeles to New York—2 D.R., 4 Comps., 4 D.B.R., (via N. Y. C. No. 26 from Chicago).

Los Angeles to New York—6 Sec., 6 Roomettes, 4 D.B.R. or 2 D.R., 4 Comps., 4 D.B.R., (via Pa. R.R. No. 28 from Chicago).

Los Angeles to Washington—6 Sec., 6 Roomettes, 4 D.B.R. or 10 Roomettes, 5 D.B.R., (via B. & O. No. 6 from Chicago).

Phoenix to Chicago. Alternating 6 Roomettes, 6 Sec., 4 D.B.R.—2 D.R., 4 Comps., 4 D. B. R. and 10 Roomettes, 5 D. B. R. (On No. 42 to Ash Fork).

Club Lounge Car. Los Angeles to Chicago.

Dining Car. Los Angeles to Chicago. Serves all meals. (Fred Harvey Service).

Sleeping Car. Los Angeles to Chicago—2 D.R., 4 Comps., 4 Double Bedrooms. Los Angeles to Chicago—8 Sec., 2 Comps., 2 Double Bedrooms. (Two cars).

Observation Car. Los Angeles to Chicago—4 D.R., 1 Double Bedroom.

Santa Fe Parlor-Lounge Car. San Diego to Los Angeles. (On connecting train).

EXPLANATORY NOTES
 Sec.—Section. D.R.—Drawing Room. Obs.—Observation.
 Comps.—Compartments. D.B.R.—Double Bedroom.
 For explanation of Reference Marks see pages 8 and 9.



Table C Chicago, Kansas City and California

WEST—Via La Junta and Albuquerque

Mis.	STATIONS	21 Tuesday and Saturday	EL CAPITAN Extra Fare	
0	Lv Chicago	5:45 PM	Tuesday	Saturday
451	Ar Kansas City	12:52 AM	Wednesday	Sunday

Mis.	STATIONS	Mo. Pac.	Wabash	C. B. & Q.	Alton
0	Lv St. Louis	5:40 PM	3:50 PM	10:00 AM	10:00 AM
451	Ar Kansas City	11:55 PM	9:15 PM	5:00 PM	

451	Lv Kansas City	12:57 AM	Wednesday	Sunday
636	Ar Newton	4:15 AM		
669	Ar Hutchinson (See note "I" on page 8)			
789	Ar Dodge City	1:4:45 AM		
		6:27 AM		
789	Lv Dodge City			
992	Ar La Junta	5:30 AM		
1074	Ar Trinidad	8:16 AM		
1096	Ar Raton	9:48 AM		
1206	Ar Las Vegas	10:44 AM		
1271	Ar Lamy (See Note "ss" on page 9)	12:46 PM		
1338	Ar Albuquerque	2:37 PM		
1338	Lv Albuquerque	3:47 PM		
1499	Ar Gallup	3:57 PM		
1627	Ar Winslow	6:40 PM		
1742	Ar Ash Fork (See note "J" on page 9)	8:37 PM		
1919	Lv Needles	J 11:28 PM	Thursday	Monday
2086	Ar Barstow	1:55 AM		
2168	Ar San Bernardino	5:35 AM		
2218	Ar Pasadena (See note "K" on page 9)	7:43 AM		
2227	Ar Los Angeles	9:00 AM		
		9:30 AM		

Connecting Trains

0	Lv Ash Fork	1:00 AM	Thursday	Monday
57	Ar Prescott	3:00 AM		
150	Ar Castle Hot Springs	6:45 AM		
194	Ar Phoenix	8:00 AM		
0	Lv Barstow	7:40 AM	Thursday	Monday
141	Ar Bakersfield	12:10 PM		
461	Ar San Francisco	10:15 PM		
0	Lv San Bernardino			
10	Ar Riverside			
0	Lv San Bernardino			
9	Ar Redlands			
0	Lv Los Angeles	12:15 PM	Thursday	Monday
128	Ar San Diego	3:00 PM		
0	Lv Los Angeles	11:00 AM	Thursday	Monday
23	Ar Long Beach	12:06 PM		

Equipment

No. 21. (El Capitan). Lightweight Streamlined Extra Fare Train. Chair Car Passengers Only. COMPLETELY AIR-CONDITIONED. Lv. Chicago Tuesdays and Saturdays. Radio. Free drinking cups. Free porter service. Extra fare from Chicago—\$5.00; from Kansas City—\$3.75. (Federal Tax not included). For table of extra fares see page 65.

(All Seats Reserved)

Baggage Car. Chicago to Los Angeles.

Chair Car. Chicago to Los Angeles (52 reclining seats). Two cars.

Dormitory Lounge Car. Chicago to Los Angeles.

Lunch-Counter Dining Car. Chicago to Los Angeles. Serving all meals. (Fred Harvey service). Breakfast 55c and up; Luncheon 70c and up; Dinner 90c and up. Also a la carte service.

Chair Car. Chicago to Los Angeles (52 reclining seats). Two cars.

Chair Obs. Car. Chicago to Los Angeles (50 reclining seats).

EAST—Via Albuquerque and La Junta

Mis.	STATIONS	22 Tuesday and Friday	EL CAPITAN Extra Fare	
0	Lv Los Angeles	11:30 AM	Tuesday	Friday
9	Ar Pasadena (See note "K" on page 9)			

Mis.	STATIONS	Mo. Pac.	Wabash	C. B. & Q.	Alton
50	Ar San Bernardino	11:56 AM			
141	Ar Barstow	1:10 PM			
309	Ar Needles	3:02 PM			
485	Ar Ash Fork (See symbol ± on page 8)	10:54 PM			

600	Ar Winslow	1:33 AM	Wednesday	Saturday	
728	Ar Gallup	3:32 AM			
889	Ar Albuquerque	6:15 AM			
889	Lv Albuquerque	6:25 AM			
957	Ar Lamy (See note "vv" on page 9)	7:30 AM			
1021	Ar Las Vegas	9:10 AM			
1131	Ar Raton	11:23 AM			
1154	Ar Trinidad (See symbol % on page 8)	12:20 PM			
1236	Ar La Junta	1:52 PM			
1438	Ar Dodge City	4:42 PM			
1438	Lv Dodge City	5:45 PM			
1558	Ar Hutchinson (See symbol ○ on page 8)	7:23 PM			
1591	Ar Newton	8:00 PM			
1776	Ar Kansas City	11:15 PM			
		Mo. Pac.	Wabash	Wednesday	Saturday
		11:30 PM	11:55 PM	Thursday	Sunday
		7:10 AM	7:30 AM	Thursday	Sunday
1776	Lv Kansas City	11:22 PM		Wednesday	Saturday
2227	Ar Chicago	7:15 AM		Thursday	Sunday

Connecting Trains

0	Lv San Francisco	2:00 PM	Monday	Thursday
320	Ar Bakersfield	11:50 AM		
461	Ar Barstow	4:55 AM	Tuesday	Friday
0	Lv San Diego	7:45 AM	Tuesday	Friday
128	Ar Los Angeles	10:30 AM		
0	Lv Long Beach	8:25 AM	Tuesday	Friday
23	Ar Los Angeles	9:30 AM		
0	Lv Santa Barbara	5:15 AM	Tuesday	Friday
104	Ar Los Angeles	8:35 AM		
0	Lv Riverside			
10	Ar San Bernardino			
0	Lv Redlands			
9	Ar San Bernardino			
0	Lv Phoenix	4:00 PM	Tuesday	Friday
43	Lv Castle Hot Springs	5:10 PM		
137	Ar Prescott	8:40 PM		
194	Ar Ash Fork	10:30 PM		

Equipment

No. 22. (El Capitan) Lightweight Streamlined Extra Fare Train. Chair Car Passengers Only. COMPLETELY AIR-CONDITIONED. Lv. Los Angeles Tuesdays and Fridays. Radio. Free drinking cups. Free porter service. Extra fare to Chicago—\$5.00; to Kansas City—\$3.75. (Federal Tax not included). For table of extra fares see page 65.

(All Seats Reserved)

Baggage Car. Los Angeles to Chicago.

Chair Car. Los Angeles to Chicago (52 reclining seats). Two cars.

Dormitory Lounge Car. Los Angeles to Chicago.

Lunch-Counter Dining Car. Los Angeles to Chicago. Serving all meals. (Fred Harvey service). Breakfast 55c and up; Luncheon 70c and up; Dinner 90c and up. Also a la carte service.

Chair Car. Los Angeles to Chicago (52 reclining seats). Two cars.

Chair Obs. Car. Los Angeles to Chicago (50 reclining seats).

For explanation of Reference Marks see pages 8 and 9.

Table H Chicago and Kansas City EAST—Read up

Table with columns for No. 3 Daily, No. 1 Daily, No. 5 Daily, No. 21 Tues. Sat., No. 17 Tues. Sat., No. 19 Daily, No. 23 Daily, No. 11 Daily, Mls., STATIONS, No. 20 Daily, No. 18 Sun. Thur., No. 24 Daily, No. 12 Daily, No. 4 Daily, No. 2 Daily, No. 22 Semi-Weekly, No. 6 Daily.

Equipment

- No. 1—Daily. (The Scout). Chicago to Kansas City—Dormitory Lounge Car. Standard Sleeping Cars (containing Drawing Rooms, Compartments, Bedrooms and upper and lower berths). Tourist Sleepers (containing upper and lower berths only). Chair Car. Fred Harvey Dining Car.
No. 3—Daily. (California Limited). Chicago to Kansas City—Dormitory Lounge Car. Standard Sleeping Cars (containing Drawing Rooms, Compartments, Bedrooms, Roomettes and upper and lower berths). Tourist Sleeper (containing upper and lower berths only). Chair Car. Fred Harvey Dining Car.
No. 5—Daily. (The Ranger). Chicago to Kansas City—Santa Fe Dormitory Parlor Lounge Car. Standard Sleeping Cars (containing Drawing Rooms, Compartments, Bedrooms, Roomettes and upper and lower berths). Chair Car. Fred Harvey Dining Car.
No. 11—Daily. (The Kansas Cityan. Lightweight Streamlined Train). COMPLETELY AIR-CONDITIONED. Chicago to Kansas City—Chair Lounge Car. Chair Cars, Santa Fe Parlor-Observation Car. Fred Harvey Dining Car.
No. 17—Tuesdays and Saturdays only. (The Super Chief. Lightweight Streamlined Standard Sleeping Cars only). Extra Fare. COMPLETELY AIR-CONDITIONED. Chicago to Kansas City. Dormitory Lounge Car. Standard Sleeping Cars (containing Drawing Rooms, Compartments, Bedrooms, Roomettes and upper and lower berths). Fred Harvey Dining Car.
No. 19—Daily. (The Chief. Lightweight Streamlined Standard Sleeping Cars only). Extra Fare. COMPLETELY AIR-CONDITIONED. Chicago to Kansas City—Dormitory Lounge Car. Standard Sleeping Cars (containing Drawing Rooms, Compartments, Bedrooms, Roomettes and upper and lower berths). Fred Harvey Dining Car.
No. 21—Tuesdays and Saturdays only. (El Capitan. Lightweight Streamlined Train. Extra Fare. COMPLETELY AIR-CONDITIONED. Chicago to Kansas City—Chair Cars only. Fred Harvey Dining Car.
No. 23—Daily. (Grand Canyon Limited). Chicago to Kansas City—Dormitory Lounge Car. Standard Sleeping Car (containing Drawing Room, Compartments and upper and lower berths). Tourist Sleeper (containing upper and lower berths only). Chair Cars. Fred Harvey Dining Car.

Table I Los Angeles - Bakersfield - San Francisco SOUTH—Read up

Table with columns for Motor Coach Daily, Motor Coach Daily, Motor Coach Daily, Motor Coach Daily, Mls., Pacific Standard Time, Motor Coach Daily, Motor Coach Daily, Motor Coach Daily, Motor Coach Daily.

Table J Los Angeles and San Diego SOUTH—Read down

Table with columns for 78 Daily, 76 Daily, 74 Daily, 72 Daily, 70 Daily, Miles, Pacific Standard Time, 71 Daily, 73 Daily, 75 Daily, 77 Daily, 79 Daily.

EXPLANATORY NOTES
Sec.—Section; Comp.—Compartment; D. R.—Drawing Room; Obs.—Observation. For explanation of Reference Marks see pages 8 and 9.

Equipment

Completely Air-Conditioned
Train Nos. 60, 61, 62 and 63 (Golden Gate) are Lightweight streamlined trains operating daily between Bakersfield and San Francisco. Air-conditioned, each train carries baggage and chair cars, chair-lounge and Fred Harvey lunch-counter dining car. Motor Coaches are streamlined and air-conditioned. Trains 1 and 2 carry sleeping cars, dining car or cafe car, and chair car between Barstow and Oakland. Trains 23 and 24 carry sleeping cars and chair car between Barstow and Oakland and dining car or cafe car between Bakersfield and Oakland.

Equipment

Completely Air-Conditioned
Nos. 71, 72, 73, 74, 76, 77, 78 and 79 (San Diegan) are Lightweight streamlined trains operating daily between Los Angeles and San Diego. Air-conditioned, these trains carry baggage and chair cars, Santa Fe parlor-lounge car, and Fred Harvey dining car. Nos. 70 and 75 carry chair cars only.

EXPLANATORY NOTES
Sec.—Section; D. R.—Drawing-room; Comp.—Compartment; Obs.—Observation; D. B. R.—Double Bedroom. For explanation of Reference Marks see pages 8 and 9.

Table K Chicago, Kansas City and Phoenix Tickets reading between Albuquerque or Belen and East, and Barstow, Cal. and beyond, or vice versa will be honored via Phoenix, without additional charge, upon application to train conductor.

Table with columns for WEST and SOUTH—Read down, NORTH and EAST—Read up, 3-47 Daily, CALIF. LTD. Example, 1 Daily, THE SCOUT Example, 19-47 Daily, THE CHIEF Example, 23 Daily, GRAND CANY. LTD. Example, Mls., STATIONS, 2 Daily, THE SCOUT Example, 4 Daily, CALIF. LTD. Example, 42-20 Daily, THE CHIEF Example, 24 Daily, GRAND CANY. LTD. Example.

Equipment

- No. 19—Chicago to Ash Fork. (The Chief. Lightweight Streamlined Standard Sleeping Cars only). Extra Fare. Daily (Valet, Maid, Barberservice, Bath and Radio). No. 47—Ash Fork to Phoenix. COMPLETELY AIR-CONDITIONED.
Dormitory-Lounge Car. Chicago to Los Angeles.
Sleeping Car. Chicago to Los Angeles—4 D. R., 1 Double Bedroom Obs. (on No. 19 from Ash Fork.)
Chicago to Los Angeles—17 Roomettes (on No. 19 from Ash Fork.)
Chicago to Los Angeles—8 Sec., 2 Comps. 2 Double Bedrooms (on No. 19 from Ash Fork.)
Chicago to Los Angeles—2 D. R., 4 Comps., 4 D. B. R.
Chicago to Los Angeles—6 Roomettes, 6 Sec., 4 D. B. R.—2 D. R., 4 Comps., 4 D. B. R. and 10 Roomette, 5 D. B. R.
Chicago to Phoenix—Alternating 6 Roomette, 6 Sec., 4 D. B. R.—2 D. R., 4 Comps., 4 D. B. R. and 10 Roomette, 5 D. B. R.
Dining Car. Chicago to Ash Fork (for Los Angeles).
Cafe-Lounge Car. Ash Fork to Phoenix.
For other equipment train No. 19, see Table "B", page 18.
No. 3—Chicago to Ash Fork. (California Limited). No. 47—Ash Fork to Phoenix. Daily. Sleeping Cars ready to occupy at Chicago at 10.30 p.m.
Dormitory-Lounge Car. Chicago to Los Angeles (on No. 3 from Ash Fork).
Sleeping Car. Chicago to Los Angeles—6 Sec., 6 Roomettes, 4 Double Bedrooms—6 Comps., 3 D. R.—8 Sec., D. R., 2 Comps. (on No. 3 from Ash Fork).
Chicago to Los Angeles—10 Sec., Lounge. (on No. 3 from Ash Fork).
Chicago to Oakland—10 Sec., D. R., 2 Comps. (on No. 3-1 from Ash Fork).
Denver to Los Angeles—6 Roomettes, 6 Sec., 4 D. B. R. (on No. 141-14 to La Junta; on No. 3 from Ash Fork).
Chicago to Phoenix—Alternating 8 Sec., D. R., 2 Comps., and 6 Comps., 3 D. R.
Chicago to Oakland (on No. 3-1 from Ash Fork).
Chicago to Los Angeles. (On No. 3 from Ash Fork).
Denver to Los Angeles (on No. 141-14 to La Junta; on No. 3 from Ash Fork).
Dining Car. Chicago to Phoenix (with changes). Free reclining seats.
Cafe-Lounge Car. Ash Fork to Phoenix.
Chair Car. Chicago to Phoenix (with changes). Free reclining seats.
For equipment train No. 1, see Table "D", page 14.
No. 23—Chicago to Flagstaff. (Grand Canyon Limited). Motor Coach—Flagstaff to Phoenix. Daily.
Dormitory-Lounge Car. Chicago to Los Angeles (on No. 23 from Ash Fork).
Sleeping Car. Chicago to Los Angeles—10 Sec., D. R., 2 Comps. (on No. 23 from Flagstaff).
Kansas City to Los Angeles—10 Sec., D. R., 2 Comps.
Tourist Sleeping Car. Chicago to Los Angeles. (On No. 23 from Flagstaff.)
Dining Car. Chicago to Los Angeles. (Fred Harvey service). (On No. 23 from Flagstaff.)
Chair Car. Chicago to Los Angeles (on No. 23 from Flagstaff); (Ladies Lounge and Men's Dressing Room. Free reclining seats. Tray service (Sandwiches, coffee, milk, etc.) from dining car.
For other equipment train No. 23, see Table "P", page 18.
Motor Coach—Phoenix to Flagstaff. No. 24—Flagstaff to Chicago. (The Grand Canyon Limited). Daily.
Dormitory-Lounge Car. Los Angeles to Chicago (on No. 24 to Flagstaff).
Sleeping Car. Los Angeles to Chicago—10 Sec., D. R., 2 Comps. (on No. 24 to Flagstaff).
Los Angeles to Kansas City—10 Sec., D. R., 2 Comps. (on No. 24 to Flagstaff).
Dodge City to Kansas City—10 Sec., 2 D. R. (on No. 128 to Newton).
Tourist Sleeping Car. Los Angeles to Chicago. (On No. 24 to Flagstaff).
Dining Car. Los Angeles to Chicago (on No. 24 to Flagstaff). (Fred Harvey service).
Chair Car. Flagstaff to Chicago. Free reclining seats.
No. 42—Phoenix to Ash Fork. No. 20—Ash Fork to Chicago. (The Chief. Lightweight Streamlined Standard Sleeping Cars only). Extra Fare (Valet, Maid, Barber service, Bath and Radio). COMPLETELY AIR-CONDITIONED.
Dormitory Baggage Lounge Car. Los Angeles to Chicago (on No. 20 to Ash Fork).
Sleeping Car. Los Angeles to Chicago—17 Roomettes (on No. 20 to Ash Fork).
Dormitory-Lounge Car. Los Angeles to Chicago (on No. 20 to Ash Fork).
Dining Car. Los Angeles to Chicago. Serves all meals. (Fred Harvey serv.) (on 20 to Ash Fork).
Sleeping Car. Los Angeles to Chicago—2 D. R., 4 Comps., 4 Double Bedrooms (on No. 20 to Ash Fork).
Los Angeles to Chicago—8 Sec., 2 Comps. 2 Double Bedrooms (on 20 to Ash Fork).
Los Angeles to Chicago—4 D. R., 1 Double Bedroom Obs. (on No. 20 to Ash Fork).
Los Angeles to Chicago—6 Roomettes, 6 Sec., 4 Double Bedrooms (on No. 20 to Ash Fork).
Phoenix to Chicago—Alternating 6 Roomette, 6 Sec., 4 D. B. R.—2 D. R., 4 Comps., 4 D. B. R. and 10 Roomette, 5 D. B. R.
Cafe Lounge Car. Phoenix to Ash Fork.
FOR EQUIPMENT OF TRAIN NO. 2 SEE TABLE E, PAGE 15.
Motor Coach—Phoenix to Ash Fork. No. 4—Ash Fork to Chicago. Daily. (California Limited).
Dormitory-Lounge Car. Los Angeles to Chicago (on No. 4 to Ash Fork).
Sleeping Car. Los Angeles to Chicago—6 Roomettes, 6 Sec., 4 Double Bedrooms—6 Comps., 3 D. R.—8 Sec., D. R., 2 Comps. (on No. 4 to Ash Fork).
Los Angeles to Chicago—10 Sec., Lounge. (on No. 4 to Ash Fork).
Los Angeles to Denver—6 Roomettes, 6 Sec., 4 D. B. R. (on No. 4 to Ash Fork; on No. 9-90 from La Junta).
Oakland to Chicago—10 Sec., D. R., 2 Comps. (on No. 2-4 to Ash Fork).
Tourist Sleeping Car. Los Angeles to Denver. (On No. 9-90 from La Junta).
Oakland to Chicago (on No. 2-4 to Ash Fork).
Phoenix to Chicago—Alternating 8 Sec., D. R., 2 Comps. and 6 Comps., 3 D. R.
Los Angeles to Chicago. (On No. 4 to Ash Fork).
Dining Car. Los Angeles to Chicago. (Fred Harvey service). (on No. 4 to Ash Fork).
Chair Car. Los Angeles to Chicago. (on No. 4 to Ash Fork).
Los Angeles to Denver (on No. 4 to Ash Fork).
Smoker-Chair Car. Oakland to Barstow.

EXPLANATORY NOTES
Sec.—Section; D. R.—Drawing-room; Comp.—Compartment; Obs.—Observation; D. B. R.—Double Bedroom. For explanation of Reference Marks see pages 8 and 9.

Table L Chicago, Kansas City and Tulsa

WEST and SOUTH

Table with columns for stations, streamlined train, and departure times for routes west and south from Chicago.

Connecting trains

Table listing connecting train services between stations like Cherryvale and Coffeyville.

Equipment

Textual descriptions of train equipment for routes No. 11, 23, 5, and 49, including details on seating and services.

NORTH and EAST

Table with columns for stations, streamlined train, and departure times for routes north and east from Chicago.

Equipment

Textual descriptions of train equipment for routes No. 212, 50, 48, and 4, including details on seating and services.

EXPLANATORY NOTES

Sec.—Section; Comps.—Compartments; D. R.—Drawing Room; Obs.—Observation; D. B. R.—Double Bedroom.



Table M Chicago, Kansas City, Kansas and Colorado

WEST—Read down

Large table with multiple columns for stations, train types, and departure times for routes west and east.

EAST—Read up

Equipment

Textual descriptions of train equipment for routes No. 23, 19, 3, and 127, including details on seating and services.

Equipment

Textual descriptions of train equipment for routes No. 128, 101, 141, and 127, including details on seating and services.

EXPLANATORY NOTES

Sec.—Section; D. R.—Drawing-room; Comps.—Compartments; Obs.—Observation; D. B. R.—Double Bedroom.

Table N Colorado and California Via Albuquerque SOUTH and WEST—Read down EAST and NORTH—Read up

Table N: Colorado and California Via Albuquerque. Columns include Mls., STATIONS (A. T. & S. F. Ry.), and times for various routes like Denver to Pueblo, Pueblo to La Junta, and La Junta to California.

Equipment
No. 141—Denver to Pueblo; No. 14—Pueblo to La Junta; No. 3—La Junta to California. Daily. (California Limited).
Dormitory-Lounge Car... La Junta to Los Angeles.

Table O Colorado and El Paso SOUTH—Read down NORTH—Read up

Table O: Colorado and El Paso. Columns include Mls., STATIONS (A. T. & S. F. Ry.), and times for routes like Denver to Albuquerque and Albuquerque to El Paso.

EXPLANATORY NOTES
Sec.—Section; Comps.—Compartments; D. R.—Drawing-room; Obs.—Observation. For explanation of Reference Marks see pages 8 and 9.

Table P Colorado, Oklahoma and Texas Via Newton EAST and SOUTH—Read down NORTH and WEST—Read up

Table P: Colorado, Oklahoma and Texas Via Newton. Columns include Mls., STATIONS (A. T. & S. F. Ry.), and times for routes like Denver to Pueblo, Pueblo to La Junta, and La Junta to Galveston.

Equipment
No. 141—Denver to Pueblo; No. 14—Pueblo to La Junta; No. 4—La Junta to Newton; No. 15—Newton to Galveston. Daily
Dormitory-Lounge Car... La Junta to Newton.

Table Q Chicago, Kansas, Oklahoma and Texas WEST and SOUTH—Via Purcell

Table Q: Chicago, Kansas, Oklahoma and Texas. Columns include Mls., Central Standard Time, and times for routes like Chicago to Kansas City, Kansas City to Oklahoma City, and Oklahoma City to Galveston.

EXPLANATORY NOTES
Sec.—Section; D. R.—Drawing-room; Comps.—Compartments; Obs.—Observation; D. B. R.—Double Bedroom. For explanation of Reference Marks see pages 8 and 9.

Table Q Chicago, Kansas, Oklahoma and Texas NORTH and EAST—Via Purcell

Table Q: Chicago, Kansas, Oklahoma and Texas. Columns include Mls., Central Standard Time, and times for routes like Galveston to Chicago, Chicago to Kansas City, and Kansas City to Oklahoma City.

Equipment
No. 12—Oklahoma City to Chicago. Daily. (The Chicagoan). NO EXTRA FARE. LIGHTWEIGHT STREAMLINED TRAIN—COMPLETELY AIR-CONDITIONED
Chair-Lounge Car... Oklahoma City to Chicago.

Table R Colorado and El Paso SOUTH—Read down NORTH—Read up

Table R: Colorado and El Paso. Columns include Mls., STATIONS (A. T. & S. F. Ry.), and times for routes like Denver to Albuquerque and Albuquerque to El Paso.

EXPLANATORY NOTES
Sec.—Section; D. R.—Drawing-room; Comps.—Compartments; Obs.—Observation; D. B. R.—Double Bedroom. For explanation of Reference Marks see pages 8 and 9.



Table T Chicago, Kansas City, Wichita, Amarillo, Roswell and Carlsbad

WEST and SOUTH					NORTH and EAST						
Mls.	STATIONS	No. 1 The Scout Daily	Example Daily Service	No. 23 Grand Canyon Limited Daily	Example Daily Service	Mls.	STATIONS	No. 2 The Scout Daily	Example Daily Service	No. 24 Grand Canyon Limited Daily	Example Daily Service
<i>Central Standard Time</i>						<i>Mountain Standard Time</i>					
0	Lv Chicago	A. T. & S. F.	10 00PM	Sunday	10 15AM	Sunday	0	Lv Albuquerque	A. T. & S. F.	6 50PM	Sunday
451	Ar Kansas City	"	8 00AM	"	8 10PM	"	30	Ar Belen	"	7 40PM	"
451	Lv Kansas City	"	9 00AM	"	8 45PM	"	30	Lv Belen	A. T. & S. F.	8 30PM	Sunday
508	Ar Ottawa Jet.	"	210.10AM	"	"	"	85	Ar Willard	"	10 10PM	"
	Topeka	"	"	"	10 25PM	"	139	Ar Vaughn	"	11 30PM	"
563	Ar Emporia	"	11 35AM	"	11 55PM	"	210	Ar Ft. Sumner	"	12 57AM	Monday
636	Ar Newton	"	1 30PM	"	1 30AM	Monday	270	Ar Clovis	A. T. & S. F.	2 20AM	"
663	Ar Wichita	"	2 25PM	"	2 40AM	"	454	Ar Carlsbad	"	3 30AM	Monday
698	Ar Wellington	"	3 40PM	"	4 00AM	"	184	Lv Carlsbad	A. T. & S. F.	3 45PM	Sunday
766	Ar Kiowa	"	5 32PM	"	5 44AM	"	184	Ar Clovis	"	4 10AM	Monday
804	Ar Waynoka	"	6 45PM	"	6 55AM	"	270	Lv Clovis	"	3 40AM	Monday
840	Ar Woodward	"	7 50PM	"	7 59AM	"	327	Ar Hereford	P. & S. F.	5 00AM	Sunday
872	Ar Shattuck	"	8 43PM	"	8 50AM	"	356	Ar Canyon	"	5 41AM	"
886	Ar Higgins	P. & S. F.	9 09PM	"	9 25AM	"	374	Ar Amarillo	"	6 05AM	"
913	Ar Canadian	"	9 45PM	"	10 00AM	"	374	Lv Amarillo	"	6 20AM	"
956	Ar Pampa	"	10 58PM	"	11 14AM	"	401	Ar Panhandle	"	6 54AM	"
983	Ar Panhandle	"	11 48PM	"	12 08PM	"	428	Ar Pampa	"	7 32AM	"
1010	Ar Amarillo	"	12 25AM	Tuesday	12 45PM	"	498	Ar Canadian	"	8 45AM	"
1010	Lv Amarillo	"	12 40AM	"	1 05PM	"	512	Ar Shattuck	A. T. & S. F.	9 55AM	"
1028	Ar Canyon	"	1 06AM	"	1 35PM	"	544	Ar Woodward	"	10 47AM	"
1057	Ar Hereford	"	1 50AM	"	2 24PM	"	580	Ar Waynoka	"	11 45AM	"
1114	Ar Clovis	A. T. & S. F.	3 15AM	"	4 00PM	"	619	Ar Kiowa	"	12 48PM	"
1114	Lv Clovis (M.S.T.)	A. T. & S. F.	3 30AM	Tuesday	3 30PM	Monday	687	Ar Wellington	"	2 50PM	"
1298	Ar Carlsbad	"	3 15AM	"	4 00PM	"	721	Ar Wichita	"	4 10PM	"
184	Lv Carlsbad (M.S.T.)	A. T. & S. F.	3 45PM	Monday	4 10PM	"	748	Ar Newton	"	5 15PM	Monday
184	Ar Clovis	"	4 10AM	Tuesday	4 10PM	"	821	Ar Emporia	"	3 10AM	"
							882	Ar Topeka	"	4 45AM	"
							933	Ar Kansas City	"	9 50PM	"
							933	Lv Kansas City	"	10 30PM	"
							1384	Ar Chicago	"	9 00AM	Tuesday

Equipment
 No. 1—Chicago to Clovis; No. 25—Clovis to Carlsbad. Daily. (The Scout).
 Dormitory Lounge Car... Chicago to Clovis.
 Sleeping Car... Chicago to Kansas City—14 Sections—8 Sec., D. R., 2 Comps.
 Chicago to Kansas City—6 Sec., D. R., 4 D.B.R.
 Chicago to Kansas City—10 Sec., D. R., 2 Comps.
 Tourist Sleeping Car... Chicago to Los Angeles (on No. 1 from Clovis).
 Kansas City to Los Angeles (on No. 1 from Clovis).
 Waynoka to Belen via Carlsbad (Carlsbad Caverns). Car lays over at Carlsbad from 8.15 a.m. until 7.45 p.m. same day.
 Dining Car... Chicago to Los Angeles. Fred Harvey service. (On No. 1 from Clovis).
 Chair Car... Chicago to Los Angeles (For Women and Children only).
 Chair Car... Chicago to Los Angeles (on No. 1 from Clovis). Ladies' Lounge and Men's Dressing Room. Free reclining seats.
 Chicago to Oakland (on No. 1 from Clovis).
 Smoker-Chair Car... Clovis to Carlsbad.
 No. 23—Chicago to Belen; No. 28—Belen to Albuquerque. Daily. (Grand Canyon Limited).
 Dormitory Lounge Car... Chicago to Belen.
 Sleeping Car... Chicago to Los Angeles—10 Sec., D. R., 2 Comps. (on No. 23 from Belen).
 Kansas City to Los Angeles—10 Sec., D. R., 2 Comps. (on No. 23 from Belen).
 Dining Car... Chicago to Belen. (Fred Harvey Service).
 Tourist Sleeping Car... Chicago to Belen.
 Chair Car... Chicago to Belen. Ladies' Lounge and Men's Dressing Room. Free reclining seats. Tray service (sandwiches, coffee, milk, etc.) from dining car between Chicago and Kansas City.
 Motor Car... Belen to Albuquerque. (Not Air-Conditioned).

Equipment
 No. 26—Carlsbad to Clovis; No. 2—Clovis to Chicago. Daily. (The Scout).
 Dormitory Lounge Car... Clovis to Chicago.
 Tourist Sleeping Car... Los Angeles to Chicago (on No. 2 to Clovis).
 Los Angeles to Kansas City (on No. 2 to Clovis).
 Belen to Waynoka via Carlsbad (Carlsbad Caverns). (On No. 2 to Clovis).
 Clovis). Car lays over at Carlsbad from 8.15 a.m. until 7.45 p.m. same day.
 Dining Car... Los Angeles to Chicago. (Fred Harvey service). (On No. 2 to Clovis).
 Chair Car... Los Angeles to Chicago (For Women and Children only). (On No. 2 to Clovis).
 Chair Car... Los Angeles to Chicago (on No. 2 to Clovis).
 Oakland to Chicago (on No. 2 to Clovis).
 Smoker-Chair Car... Carlsbad to Clovis. Free reclining seats. Tray service (sandwiches, coffee, milk, etc.) from dining car between Kansas City and Chicago.
 No. 13—Albuquerque to Belen; No. 24—Belen to Chicago. Daily. (Grand Canyon Limited).
 Dormitory Lounge Car... Belen to Chicago.
 Sleeping Car... Belen to Chicago—10 Sec., D. R., 2 Comps.
 Belen to Kansas City—10 Sec., D. R., 2 Comps.
 Tourist Sleeping Car... Belen to Chicago.
 Dining Car... Belen to Chicago. (Fred Harvey service).
 Chair Car... Belen to Chicago. Ladies' Lounge. Free reclining seats. Albuquerque to Belen.

EXPLANATORY NOTES:
 Sec.—Section.
 D.R.—Drawing-Room.
 Comps.—Compartments.
 Obs.—Observation.
 D.B.R.—Double Bedroom.

For explanation of Reference Marks see pages 8 and 9

Table U Dallas, Ft. Worth and Brownwood, San Angelo, Sweetwater

WEST and SOUTH					NORTH and EAST						
Mls.	STATIONS	66-77-75 Daily	Ex-ample	Motor Coach and Train 73 Daily	Ex-ample	Mls.	STATIONS	76-78-65 Daily	Ex-ample	Train 74 and Motor Coach Daily	
<i>Central Standard Time</i>											
0	Lv Dallas	G.C.&S.F.	9 30PM	Sun.	▲ 6.45AM	Sun.	0	Lv Sweetwater	G.C.&S.F.	5 20PM	Sun.
31	Ar Ft. Worth	"	10 20PM	"	▲ 8.00AM	"	85	Ar Coleman	"	7 30PM	"
31	Lv Ft. Worth	G.C.&S.F.	11 25PM	Sun.	8.30AM	Sun.	115	Ar Brownwood	"	8 35PM	"
43	Ar Primrose	"	11 53PM	"	"	"	0	Lv San Angelo	G.C.&S.F.	9 30PM	Sun.
46	Ar Plover	"	12 01AM	Mon.	"	"	13	Ar Miles	"	10 04PM	"
56	Ar Cresson	"	12 22AM	"	9 28AM	"	27	Ar Rowena	"	10 19PM	"
71	Ar Granbury	"	12 52AM	"	9 51AM	"	36	Ar Ballinger	"	10 40PM	"
81	Ar Tolar	"	1 11AM	"	"	"	60	Ar Valera	"	11 28PM	"
90	Ar Bluffdale	"	1 28AM	"	10 22AM	"	77	Ar Brownwood	"	12 30AM	Mon.
97	Ar Immermere	"	f 1 43AM	"	"	"	77	Lv Brownwood	G.C.&S.F.	12 50AM	Mon.
107	Ar Stephenville	"	f 2 07AM	"	10 54AM	"	114	Ar Blanket	"	f 1 27AM	"
115	Ar Harbin	"	f 2 23AM	"	"	"	127	Ar Comanche	"	f 1 55AM	"
121	Ar Dublin	"	f 2 40AM	"	11 21AM	"	135	Ar Hasse	"	f 2 08AM	"
130	Ar Proctor	"	f 2 58AM	"	"	"	140	Ar Proctor	"	f 2 18AM	"
135	Ar Hasse	"	f 3 11AM	"	"	"	149	Ar Dublin	"	f 2 40AM	"
143	Ar Comanche	"	f 3 30AM	"	12 01PM	"	155	Ar Harbin	"	f 2 52AM	"
156	Ar Blanket	"	f 3 56AM	"	"	"	163	Ar Stephenville	"	f 3 10AM	"
173	Ar Brownwood	"	f 4 35AM	"	1 00PM	"	173	Ar Immermere	"	f 3 30AM	"
173	Lv Brownwood	G.C.&S.F.	4 50AM	Mon.	"	"	180	Ar Bluffdale	"	f 3 46AM	"
210	Ar Valera	"	5 48AM	"	"	"	189	Ar Tolar	"	f 4 05AM	"
234	Ar Ballinger	"	6 27AM	"	"	"	199	Ar Granbury	"	f 4 28AM	"
243	Ar Rowena	"	6 41AM	"	"	"	214	Ar Cresson	"	f 5 03AM	"
252	Ar Miles	"	6 55AM	"	"	"	224	Ar Plover	"	f 5 22AM	"
270	Ar San Angelo	"	7 30AM	"	"	"	227	Ar Primrose	"	f 5 32AM	"
173	Lv Brownwood	G.C.&S.F.	6 45AM	Mon.	"	"	239	Ar Ft. Worth	"	6 10AM	"
203	Ar Coleman	"	7 43AM	"	"	"	239	Lv Ft. Worth	G.C.&S.F.	7 10AM	Mon.
288	Ar Sweetwater	"	10 10AM	"	"	"	270	Ar Dallas	"	7 55AM	▲ 1125PM

Equipment
 No. 66—Dallas to Ft. Worth; No. 77—Ft. Worth to San Angelo. Daily. (The Angelo).
 Sleeping Car... Dallas to Ft. Worth—10 Sec., 2 D. R.
 Dallas to Sweetwater (for Oakland)—10 Sec., 2 D. R. (On No. 75 Brownwood to Sweetwater).
 Chair Car... Dallas to San Angelo and Brownwood.
 Brownwood to Sweetwater (on No. 75).
 Motor Coach—Dallas to Ft. Worth. No. 73—Ft. Worth to Brownwood. Daily. (The Antelope).
 Chair Car... Ft. Worth to Brownwood.

Equipment
 No. 78—San Angelo to Ft. Worth; No. 65—Ft. Worth to Dallas. Daily. (The Angelo).
 Sleeping Car... San Angelo to Dallas—10 Sec., 2 D. R.
 Sweetwater to Dallas (from Oakland)—10 Sec., 2 D. R. (On No. 76 Sweetwater to Brownwood).
 Chair Car... San Angelo and Brownwood to Dallas.
 Sweetwater to Brownwood (on No. 76).
 No. 74—Brownwood to Ft. Worth; Motor Coach—Ft. Worth to Dallas. Daily. (The Antelope).
 Chair Car... Brownwood to Ft. Worth.

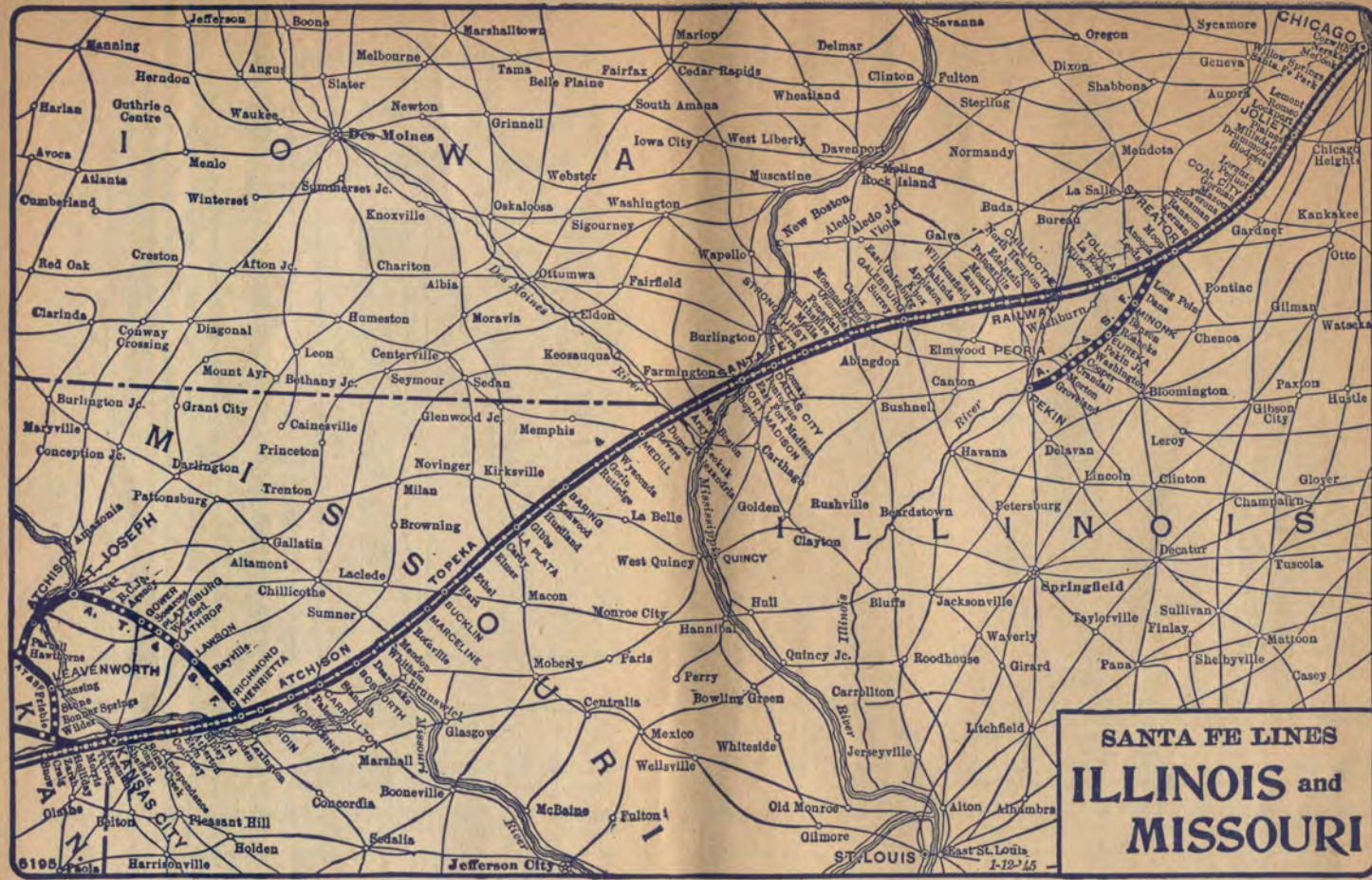
Table V Dallas, Ft. Worth and West Texas

WEST—Via Sweetwater										EAST—Via Sweetwater											
Mls.	STATIONS	7-94 Daily	Example By Days							Mls.	STATIONS	95-6 Daily	Example By Days								
<i>Central Standard Time</i>																					
0	Lv Dallas	T.&P.	9 40PM	Sun.	Mon.	Tues.	Wed.	Thur.	Fri.	Sat.	0	Lv Amarillo	P.&S.F.	2 00PM	Sun.	Mon.	Tues.	Wed.	Thur.	Fri.	Sat.
32	Ar Ft. Worth	"	11 20PM	"	"	"	"	"	"	"	35	Ar Happy	"	2 52PM	"	"	"	"	"	"	"
62	Ar Weatherford	"	12 18AM	Mon.	Tues.	Wed.	Thur.	Fri.	Sat.	Sun.	50	Ar Tulia	"	3 10PM	"	"	"	"	"	"	"
192	Ar Abilene	"	4 55AM	"	"	"	"	"	"	"	62	Ar Kress	"	3 32PM	"	"	"	"	"	"	"
234	Ar Sweetwater	"	6 00AM	"	"	"	"	"	"	"	75	Ar Plainview	"	3 55PM	"	"	"	"	"	"	"
234	Lv Sweetwater	P.&S.F.	6 30AM	"	"	"	"	"	"	"	88	Ar Hale Center	"	4 10PM	"	"	"	"	"	"	"
261	Ar Hermleigh	"	7 08AM	"	"	"	"	"	"	"	104	Ar Abernathy	"	4 34PM	"	"	"	"	"	"	"
273	Ar Snyder	"	7 23AM	"	"	"	"	"	"	"	122	Ar Lubbock	"	5 00PM	"	"	"	"	"	"	"
316	Ar Post	"	8 18AM	"	"	"	"	"	"	"	122	Lv Lubbock	"	9 45PM	"	"	"	"	"	"	"
340	Ar Slaton	"	8 55AM	"	"	"	"	"	"	"	137	Ar Slaton	"	10 10PM	"	"	"	"	"	"	"
355	Ar Lubbock	"	9 20AM	"	"	"	"	"	"	"	161	Ar Post	"	10 42PM	"	"	"	"	"	"	"
355	Lv Lubbock	"	9 35AM	"	"	"	"	"	"	"	204	Ar Snyder	"	11 42PM	"	"	"	"	"	"	"
373	Ar Abernathy	"	10 00AM	"	"	"	"	"	"	"	216	Ar Hermleigh	"	11 42PM	"	"	"	"	"	"	"
389	Ar Hale Center	"	10 20AM	"	"	"	"	"	"	"	243	Ar Sweetwater	"	12 45AM	Mon.	Tues.	Wed.	Thur.	Fri.	Sat.	Sun.
402	Ar Plainview	"	10 45AM	"	"	"	"	"	"	"	243	Lv Sweetwater	T.&P.	1 15AM	"	"	"	"	"	"	"
414	Ar Kress	"	11 05AM	"	"	"	"	"	"	"	285	Ar Abilene	"	2 25AM	"	"	"	"	"	"	"
426	Ar Tulia	"	11 20AM	"	"	"	"	"	"	"	415	Ar Weatherford	"	6 32AM	"	"	"	"	"	"	"
441	Ar Happy	"	11 40AM	"	"	"	"	"	"	"	445	Ar Ft. Worth	"	7 25AM	"	"	"	"	"	"	"
477	Ar Amarillo	"	12 30PM	"	"	"	"	"	"	"											

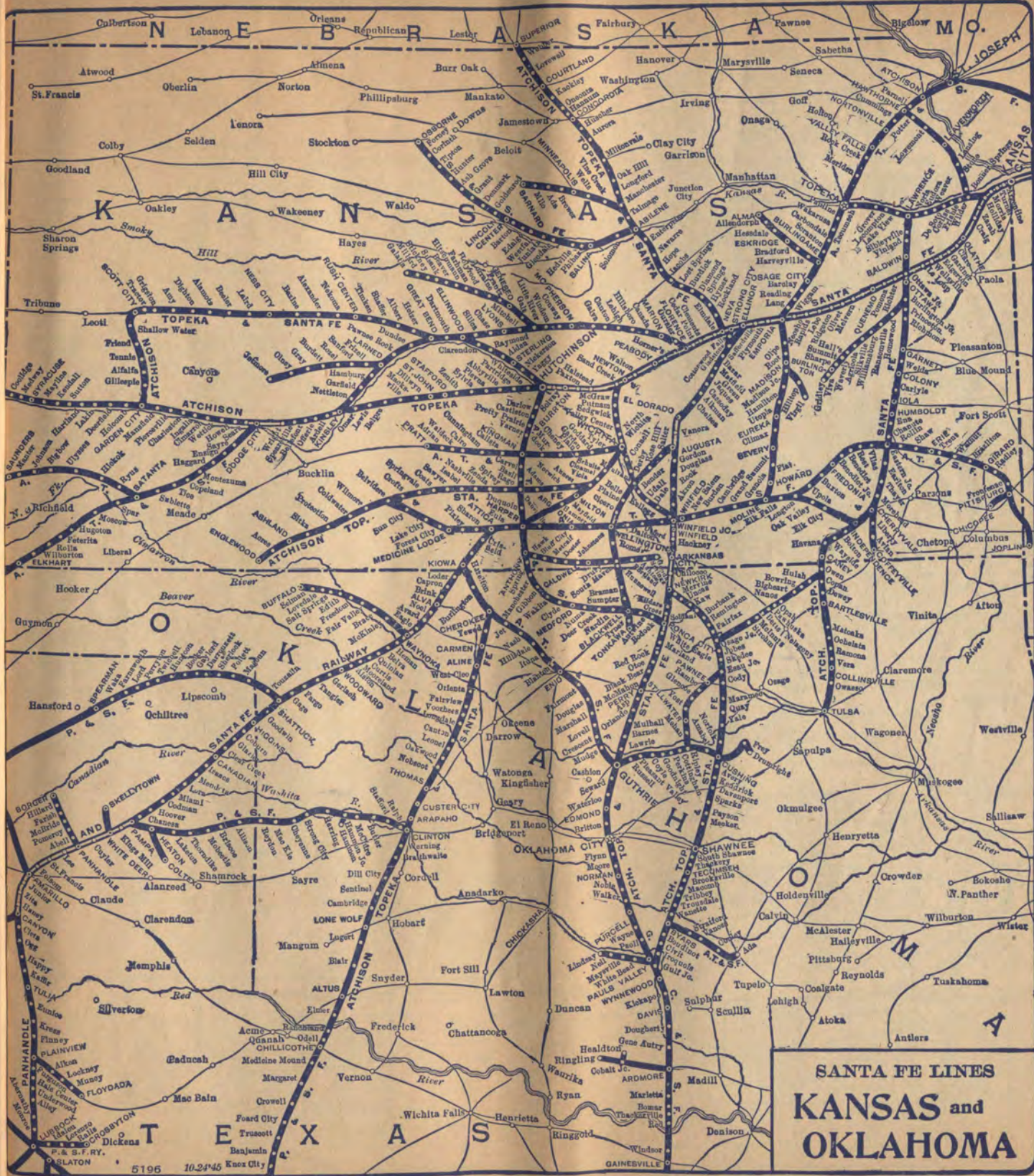
Equipment
 T. & P. No. 7—Dallas to Sweetwater; No. 94—Sweetwater to Amarillo. Daily.
 Sleeping Car... Dallas to Lubbock—14 Sec.
 Dining Car... Dallas to Ft. Worth.
 Chair Car... Dallas to Amarillo (with changes).

Equipment
 No. 95—Amarillo to Sweetwater; T. & P. No. 6—Sweetwater to Dallas. Daily.
 Sleeping Car... Lubbock to Dallas—14 Sec.
 Dining Car... Ft. Worth to Dallas.
 Chair Car... Amarillo to Dallas (with changes).

EXPLANATORY NOTES
 Sec.—Section; D. R.—Drawing-Room; Comps.—Compartments; Obs.—Observation; D. B. R.—Double Bedroom.
 For explanation of Reference Marks see pages 8 and 9.



Double Track



Double Track

6 Famous Santa Fe Trains to and from California

THE SUPER CHIEF

41 1/4 hours streamlined train between Chicago and Los Angeles. From Chicago each Tuesday and Saturday, from Los Angeles each Tuesday and Friday. Standard Pullmans only. Extra Fare.

THE CHIEF

Famous, fast daily streamlined train between Chicago and Los Angeles. Standard Pullmans only. Also carries through Pullman between Chicago and Phoenix. Extra Fare.

EL CAPITAN

All-Chair-Car 41 1/4 hours streamlined train between Chicago and Los Angeles. From Chicago each Tuesday and Saturday; from Los Angeles each Tuesday and Friday. Extra Fare.

CALIFORNIA LIMITED

A favorite train with western travelers for over 50 years. Standard Pullmans, Tourist Pullmans and Chair Cars. Daily service. No Extra Fare.

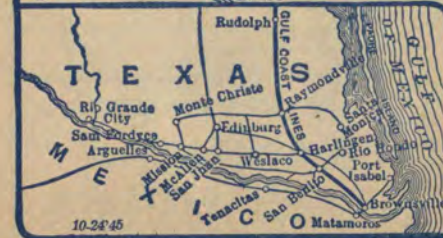
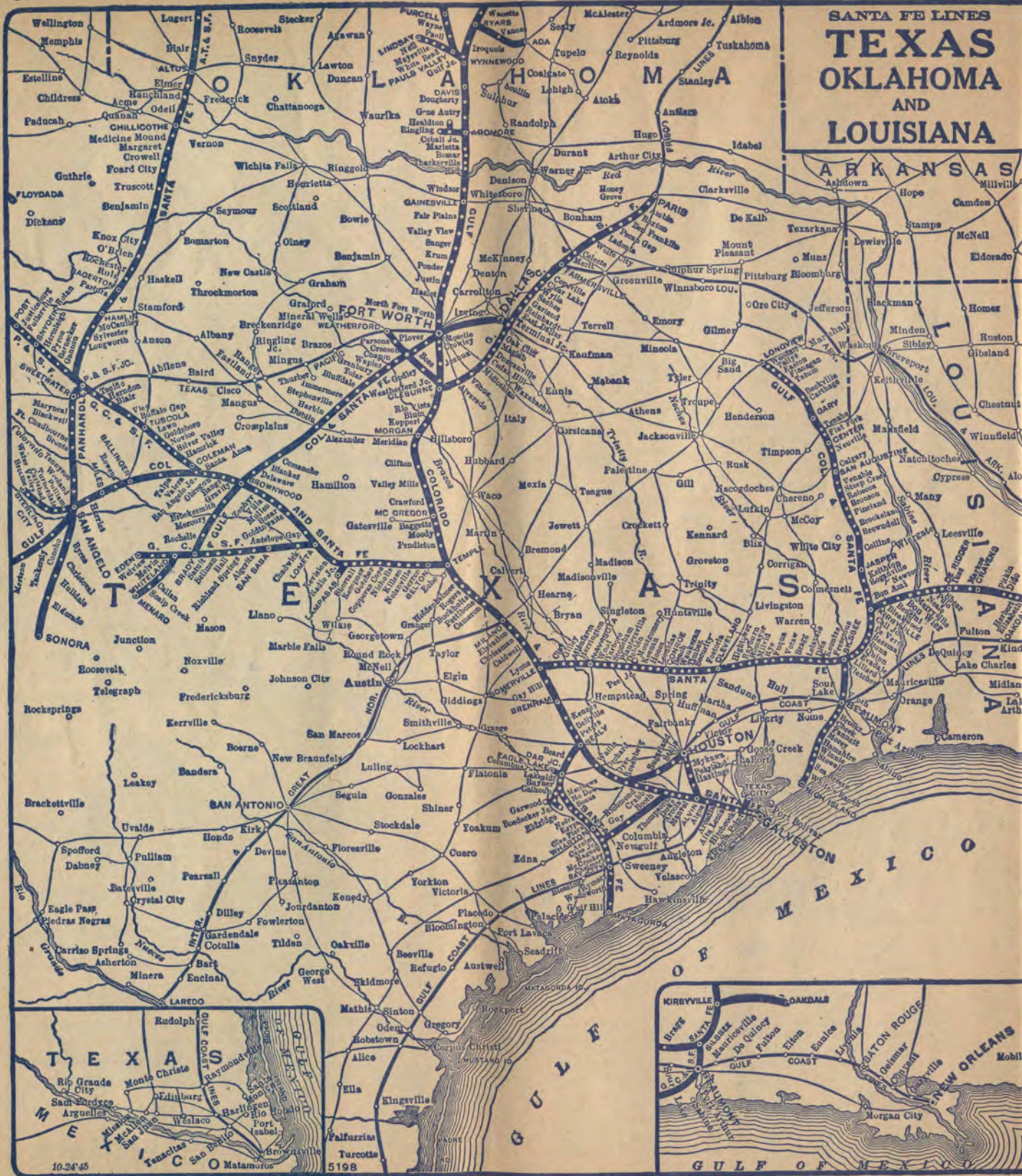
THE SCOUT

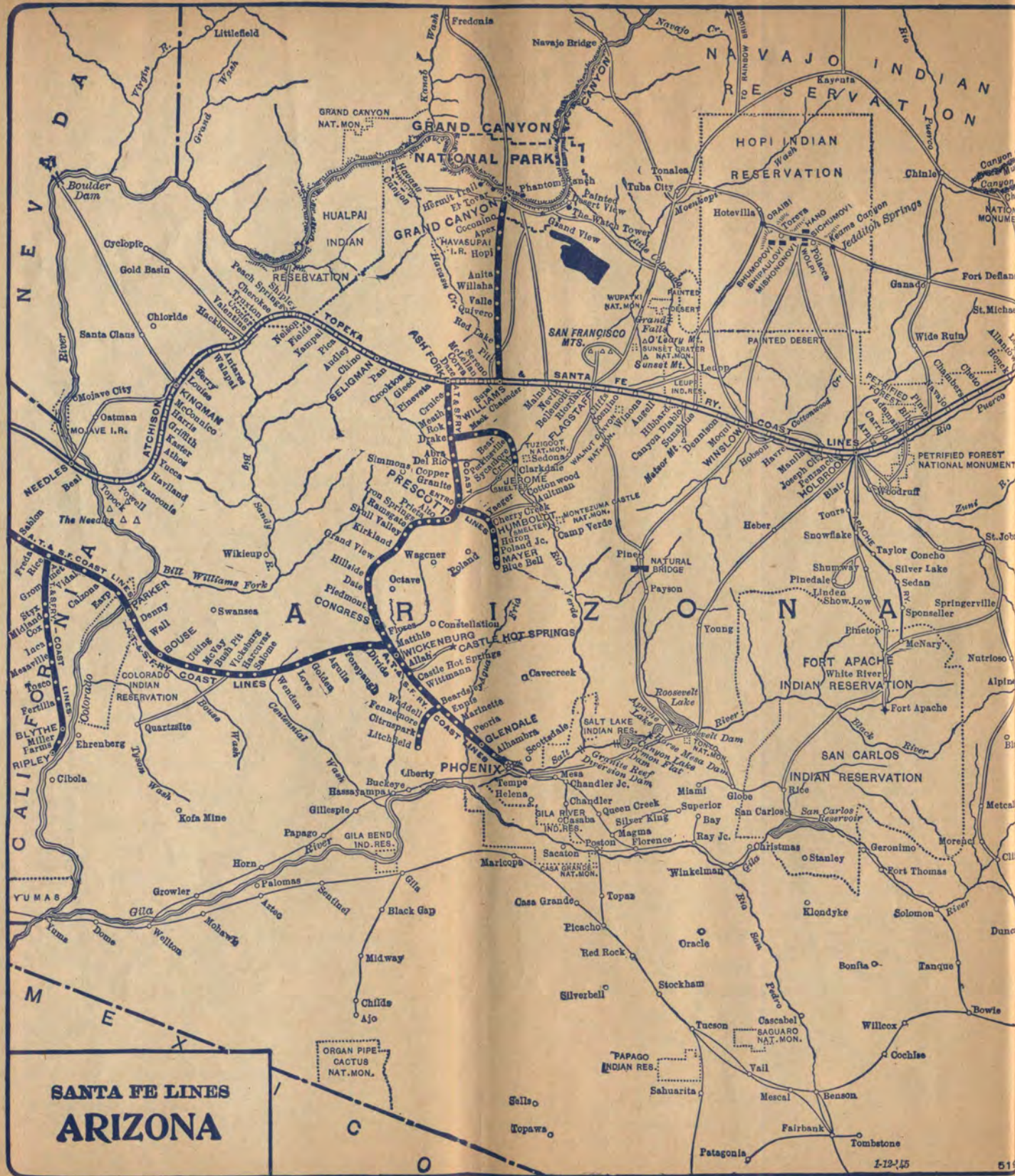
Popular daily economy train serving California and the southwest. Tourist Pullmans and Chair Cars. No Extra Fare.

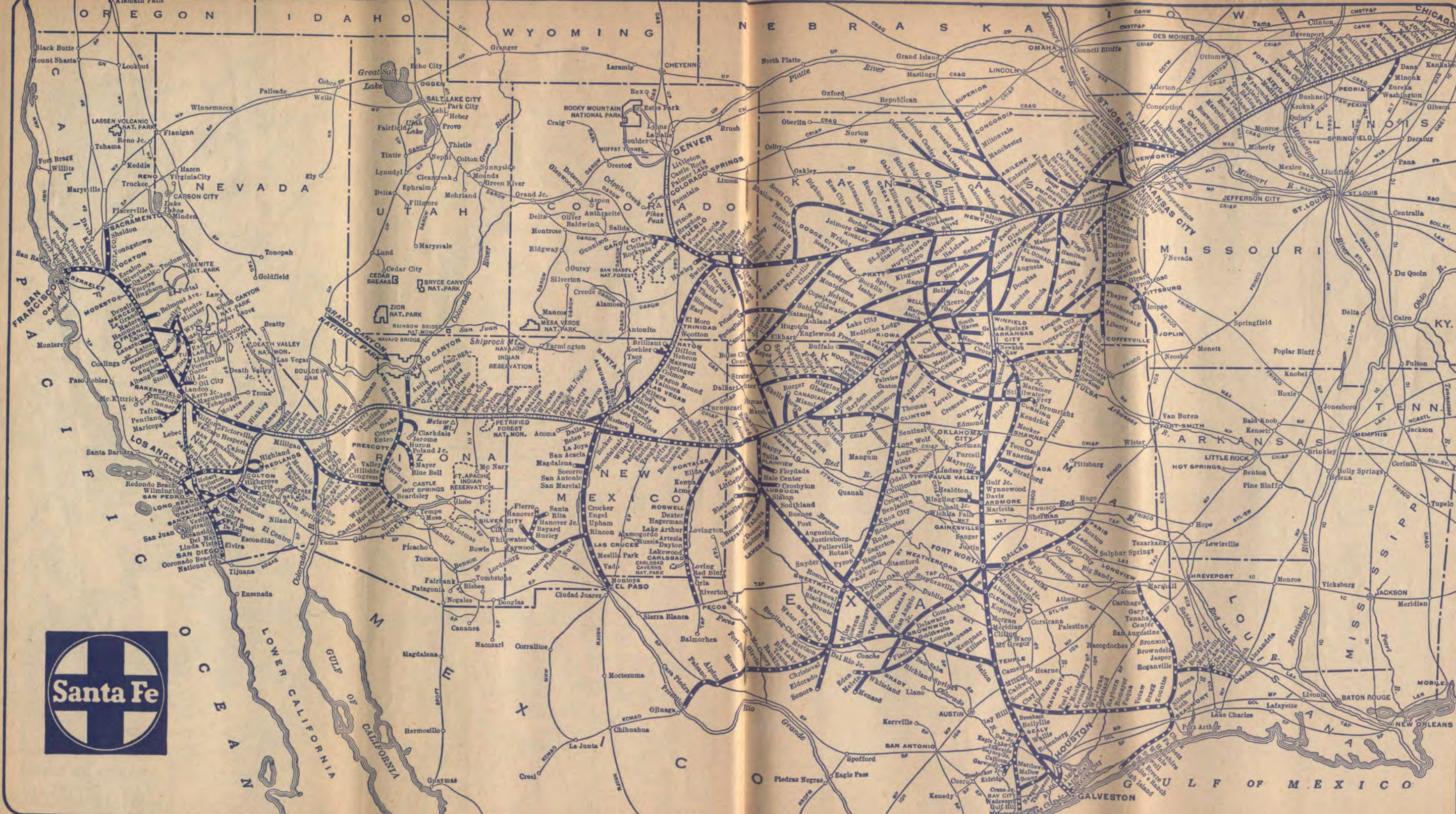
GRAND CANYON LIMITED

A fine fast daily train serving the southwest and California. Standard Pullmans, Tourist Pullmans and Chair Cars. No Extra Fare.

SANTA FE LINES
KANSAS and
OKLAHOMA







Santa Fe Through Lines Double Track Motor Route Coordinated with Train Service Roads

CENTRAL STANDARD TIME: East of City, Clovis and Scott City. PACIFIC STANDARD TIME: West of Ogden, Seligman and Parker.

MOUNTAIN STANDARD TIME: East of Seligman and Parker — West of Dodge City and Clovis, and points Scott City to Garden City.

MILEAGE OF LINES OPERATED
 Atchison, Topeka & Santa Fe Ry. 9,123 miles
 Panhandle and Santa Fe Ry. 1,888
 Gulf, Colorado & Santa Fe Ry. 2,097
 Total Mileage 13,108 miles

T-7094

SANTA FE TRAILWAYS MOTOR COACHES										Table 2 Central Standard Time (Dearborn Station) CHICAGO KANSAS CITY									
Daily	Daily	Daily	Daily	Daily	Daily	No. 127 Daily	No. 47 Daily	No. 9 Daily	No. 19 Daily	No. 27 Daily	No. 23 Daily	No. 11 Daily	No. 3 Daily	No. 1 Motor Daily	No. 49 Motor Daily	No. 5 Daily	No. 21 Semi-Wkly	No. 17 Semi-Wkly	Miles
11.00 PM	3.00 PM																		451.1
5.30																			451.1
6.11	6.26	6.33																	451.1
7.24																			451.1
8.24																			451.1
8.51																			451.1
6.50																			451.1
7.15	7.24	7.34	7.49																451.1
8.50																			451.1
9.06	9.37	9.48	9.59	10.29	10.47														451.1
2.15 AM	2.35 AM	2.53 AM	3.20 AM																451.1
3.31	3.52	4.12																	451.1
5.09	5.26																		451.1
5.49																			451.1

Time shown in light figures indicates a.m. Time shown in dark figures indicates p.m.

Table 2 Central Standard Time (Dearborn Station) CHICAGO KANSAS CITY										SANTA FE TRAILWAYS MOTOR COACHES									
Daily	Daily	Daily	Daily	Daily	Daily	No. 127 Daily	No. 47 Daily	No. 9 Daily	No. 19 Daily	No. 27 Daily	No. 23 Daily	No. 11 Daily	No. 3 Daily	No. 1 Motor Daily	No. 49 Motor Daily	No. 5 Daily	No. 21 Semi-Wkly	No. 17 Semi-Wkly	Miles
11.00 PM	3.00 PM																		451.1
5.30																			451.1
6.11	6.26	6.33																	451.1
7.24																			451.1
8.24																			451.1
8.51																			451.1
6.50																			451.1
7.15	7.24	7.34	7.49																451.1
8.50																			451.1
9.06	9.37	9.48	9.59	10.29	10.47														451.1
2.15 AM	2.35 AM	2.53 AM	3.20 AM																451.1
3.31	3.52	4.12																	451.1
5.09	5.26																		451.1
5.49																			451.1

Time shown in light figures indicates a.m. Time shown in dark figures indicates p.m.

Kansas City, Chanute and Tulsa

Table 8: Kansas City, Chanute and Tulsa. Includes routes to Chicago, Ottawa, and Tulsa with departure times for various train numbers.

La Junta, Colorado Springs and Denver

Table 9: La Junta, Colorado Springs and Denver. Includes routes to Chicago, La Junta, and Denver with departure times.

Flagstaff, Williams, Ash Fork and Phoenix

Table 11: Flagstaff, Williams, Ash Fork and Phoenix. Includes routes to Phoenix, Williams, and Ash Fork with departure times.

Phoenix, Los Angeles and San Francisco

NOTE—Trains 170-117-1 and 4-118-181 carry 8 Section, Drawing room, 2 Compartment Pullman and Cafe-Observation car between Phoenix and Cadiz daily.

Albuquerque, Belen and El Paso

Table 10: Albuquerque, Belen and El Paso. Includes routes to Albuquerque, Belen, and El Paso with departure times.

Phoenix, Los Angeles and San Francisco

Table 12: Phoenix, Los Angeles and San Francisco. Includes routes to Los Angeles and San Francisco with departure times.

Time shown in light figures indicates a.m. Time shown in dark figures indicates p.m.

Time shown in light figures indicates a.m. Time shown in dark figures indicates p.m.

Streator and Pekin

Read down 13 Ex. Su. Motor Mls. Table 13 Ex. Su. Motor Read up

Central Standard Time

PM	1.10	0	Ar	12.10	PM
3.40	89.6	Ar	Streator 1	Lv	9.30
3.47	93.9	Ar	Moon	Lv	9.08
3.52	95.8	Ar	Ancona 1	Lv	9.05
3.56	98.3	Ar	Long Point	Lv	8.58
4.05	102.9	Ar	Dana	Lv	8.50
4.16	108.8	Ar	Minonk	Lv	8.42
4.26	114.8	Ar	Benson	Lv	8.31
4.35	120.3	Ar	Roanoke	Lv	8.23
4.50	133.9	Ar	Eureka	Lv	8.08
5.00	139.8	Ar	Washington	Lv	7.53
5.20	141.5	Ar	Morton	Lv	7.38
5.26	145.2	Ar	Groveland	Lv	7.28
5.40	153.5	Ar	Pekin	Lv	7.00

Henrietta and St. Joseph

Read down 5 Daily Mls. Table 14 4 Daily Read up

Central Standard Time

PM	8.15	0	Ar	7.30	AM
5.45	411.3	Ar	Henrietta	Lv	9.56

45 Ex. Su. Mixed 46 Ex. Su. Mixed

8.30	0	Lv	Henrietta 1	Ar	7.30
9.30	5.1	Lv	Richmond	Ar	7.18
10.10	13.6	Lv	Rayville	Ar	6.58
11.0	24.8	Lv	Vibbard	Ar	6.44
12.10	35.7	Lv	Lawson	Ar	6.31
12.20	38.9	Lv	Lathrop	Ar	6.04
1.10	43.8	Lv	Wexford	Ar	5.55
1.30	46.9	Lv	Plattburg	Ar	5.42
2.00	52.9	Lv	Scarecrows	Ar	5.35
2.45	61.8	Lv	Gower	Ar	5.20
3.20	68.6	Lv	Agency	Ar	5.00
3.55	73.1	Lv	Ajax	Ar	4.42
4.25	77.1	Lv	St. Joseph 15	Ar	4.25

St. Joseph, Atchison and Topeka

Read down 57 Daily Motor Mls. Table 15 58 Daily Motor Read up

Central Standard Time

7.45	0	Lv	St. Joseph 14	Ar	6.00
7.59	2.8	Lv	So. St. Joseph	Ar	5.42
8.09	9.3	Lv	Kenmoor	Ar	5.33
8.19	15.7	Lv	Rushville	Ar	5.24
8.27	20.4	Lv	Winthrop, Mo.	Ar	5.17
8.35	20.8	Lv	Atchison, Kans. (U. D.) 16	Ar	5.15
8.40	21.4	Lv	Atchison (Tenth St.) 16	Ar	5.07
8.50	27.3	Lv	Parnell	Ar	4.56
8.55	29.6	Lv	Hawthorne 16	Ar	4.52
9.00	31.6	Lv	Cummings	Ar	4.48
9.12	37.6	Lv	Nortonville	Ar	4.39
9.23	46.8	Lv	Valley Falls	Ar	4.22
9.43	55.7	Lv	Rock Creek	Ar	4.09
9.50	60.2	Lv	Meriden	Ar	4.01
10.15	71.4	Lv	Topeka 2, 64	Ar	3.40

Kansas City and Atchison

Read down 58 Daily Motor Mls. Table 16 64 Tues. Thur. Sat. 57 Daily Motor Read up

Central Standard Time

8.30	0	Lv	Kansas City (Argen. Sta.)	Ar	4.15
9.25	8.9	Ar	Holliday 2, 8	Lv	3.30
9.25	8.9	Ar	Wildier	Lv	3.10
9.40	12.7	Ar	Bonner Springs	Lv	3.00
9.55	14.2	Ar	Stone	Lv	2.20
10.10	20.2	Ar	East Fairmont	Lv	2.05
10.20	24.5	Ar	Lansing	Lv	1.50
10.50	31.2	Ar	Wadsworth	Lv	1.20
11.10	34.7	Ar	Leavenworth	Lv	1.00
12.40	54.7	Ar	Lowmont	Lv	11.59
1.20	57.7	Ar	Potter	Lv	11.20
1.40	59.0	Ar	Hawthorne 15	Lv	11.00
1.56	60.3	Ar	Parnell	Lv	10.40
2.00	66.2	Ar	Atchison (Tenth St.) 15	Lv	10.35
2.07	66.8	Ar	Atchison 15	Lv	10.35
5.15	66.8	Ar	(Union Depot)	Lv	8.35

Emporia, Virgil and Moline

Read down 127 Daily Mls. Table 17 4 Daily Read up

Central Standard Time

PM	10.30	0	Lv	8.00	PM
2.00	112.1	Ar	Emporia	Lv	4.30

98 Daily Mixed 96 Daily Mixed 95 Daily Mixed 97 Daily Mixed

AM	6.00	0	Lv	Emporia 2, 25, 26	Ar	4.30
6.40	10.9	Lv	Olpe	Lv	3.55	
6.50	15.3	Lv	Root	Lv	3.35	
7.10	20.2	Lv	Madison	Lv	3.25	
23.8	23.8	Ar	Madison Jet.	Lv	3.00	

Lawrence and Ottawa

Read down 73 Tues. Thur. Sat. Mixed Mls. Table 22 74 Mon. Wed. Fri. Mixed Read up

Central Standard Time

AM	4.00	0	Lv	Lawrence 2	Ar	11.00
4.20	6.5	Lv	Sibleyville	Ar	10.40	
4.30	9.7	Lv	Vinland	Ar	10.30	
4.55	15.4	Lv	Baldwin	Ar	10.15	
5.20	26.2	Lv	Ottawa Jct. 2, 8	Ar	9.50	
5.25	27.1	Lv	Ottawa 2, 8, 20	Ar	9.30	

Chanute and Fredonia

Read down 61 Daily Motor Mls. Table 18 64 Ex. Su. Motor 62 Daily Motor Read up

Central Standard Time

PM	AM	5.45	0	Lv	Chanute 8, 19	Ar	7.30
12.54	6.00	8.3	Lv	Vilas	Ar	7.15	
1.01	6.08	12.5	Lv	Rest	Ar	7.08	
1.09	6.15	17.5	Lv	Benedict	Ar	7.00	
1.30	6.40	25.9	Lv	Fredonia	Ar	6.45	

Chanute and Joplin

Freight service only between Pittsburg and Joplin.

Read down 57 Ex. Su. Motor Mls. Table 19 58 Ex. Su. Motor Read up

Central Standard Time

AM	7.35	0	Lv	Chanute 8, 18	Ar	10.50
7.47	7.1	Lv	Rollin	Ar	10.37	
7.53	11.1	Lv	Shaw	Ar	10.30	
8.01	15.5	Lv	Erie	Ar	10.23	
8.07	19.9	Lv	Trent	Ar	10.17	
8.16	25.9	Lv	Walnut	Ar	10.07	
8.28	33.0	Lv	Brazilton	Ar	9.57	
8.40	40.8	Lv	Girard	Ar	9.45	
8.48	45.9	Lv	Radley	Ar	9.37	
8.56	50.2	Lv	Frontenac	Ar	9.30	
9.10	54.1	Lv	Pittsburg	Ar	9.15	
9.47	75.1	Ar	Joplin	Lv	8.45	

Ottawa and Gridley

For Motor Coach service between Ottawa and Waverly see Santa Fe Trailways folder.

Read down 79 Ex. Su. Mixed Mls. Table 20 80 Ex. Su. Mixed Read up

Central Standard Time

AM	10.35	0	Lv	Ottawa 2, 8, 22	Ar	6.10
11.10	11.0	Lv	Homewood	Lv	5.30	
11.30	13.7	Lv	Ransomville	Lv	5.15	
11.45	16.6	Lv	Williamsburg	Lv	5.15	
12.01	19.4	Lv	Silville	Lv	4.55	
12.01	22.8	Lv	Agricola	Lv	4.40	
12.30	37.3	Lv	Waverly	Lv	4.20	
1.15	45.6	Lv	Hall's Summit	Lv	4.00	
1.45	56.0	Lv	Gridley	Lv	3.00	

Burlingame and Alma

Read down 95 Ex. Su. Mixed Mls. Table 21 96 Ex. Su. Mixed Read up

Central Standard Time

AM	11.15	0	Lv	Burlingame 2	Ar	4.35
11.35	8.5	Lv	Harveyville	Lv	4.15	
12.15	18.1	Lv	Bradford	Lv	3.45	
12.45	25.5	Lv	Eskridge	Lv	3.20	
32.2	32.2	Ar	Hessdale	Lv	3.00	
33.8	33.8	Ar	Allendorph	Lv	3.00	

Independence and Wellington

For Motor Coach service between Independence and Wellington see Santa Fe Trailways folder.

Read down 73 Tues. Thur. Sat. Mixed Mls. Table 23 74 Mon. Wed. Fri. Mixed Read up

Central Standard Time

AM	6.30	0	Lv	Independence 8	Ar	8.05
6.50	12.7	Lv	Elk City	Ar	7.37	
6.59	19.1	Lv	Oak Valley	Ar	7.25	
7.08	24.4	Lv	Longton	Ar	7.16	
7.17	30.2	Lv	Elk Falls	Ar	7.07	
7.31	36.9	Lv	Moline 17	Ar	6.56	
7.45	45.3	Lv	Grenola	Ar	6.42	
8.00	51.7	Lv	Grand Summit	Ar	6.30	
8.22	65.3	Lv	Cambridge	Ar	6.15	
8.33	73.2	Lv	New Salem	Ar	6.05	
8.48	81.6	Lv	Winfield (Main Street)	Ar	5.40	
8.58	83.7	Lv	Winfield 26, 64	Ar	5.20	
9.15	83.7	Lv	Winfield 26, 64	Ar	5.20	
9.36	93.6	Lv	Oxford	Ar	4.58	
9.47	99.3	Lv	Dalton	Ar	4.45	
10.05	106.3	Lv	Wellington 7, 64	Ar	4.30	

Cherryvale and Coffeyville

Read down 73 Daily Mixed Mls. Table 24 74 Daily Mixed Read up

Central Standard Time

AM	3.05	0	Lv	Cherryvale 8	Ar	8.15
3.30	8.3	Lv	Liberty	Lv	7.50	
3.50	13.0	Lv	Avian	Lv	7.30	
16.6	16.6	Ar	Coffeyville	Lv	7.30	

Manchester and Barnard

Read down 85 Ex. Su. Mixed Mls. Table 28 86 Ex. Su. Mixed Read up

Central Standard Time

AM	8.35	0	Lv	Manchester 25	Ar	1.30
8.50	5.7	Lv	Vine Creek	Lv	1.05	
9.20	14.4	Lv	Wells	Lv	12.45	
9.53	24.1	Lv	Minneapolis	Lv	12.26	
10.26	34.3	Lv	Ada	Lv	11.45	
10.40	38.7	Lv	Milo	Lv	11.35	
10.55	43.1	Lv	Barnard	Lv	11.25	

Emporia and Superior

Read down 55 Sun. Mixed Mls. Table 25 74 Ex. Su. Mixed 52 Ex. Su. Mixed 56 Sun. Mixed Read up

Central Standard Time

AM	5.15	0	Lv	Emporia 2, 17, 26, 64	Ar	4.45	
5.52	5.52	19.6	Ar	Strong City	Lv	4.17	
5.52	5.52	3.05	19.6	Ar	Strong City 2	Ar	4.08
6.14	6.14	31.4	Ar	Hymar	Lv	3.48	
6.25	6.25	37.2	Ar	Diamond Springs	Lv	3.36	
6.39	6.39	43.0	Ar	Burdick	Lv	3.26	
6.54	6.54	49.3	Ar	Lost Springs	Lv	3.13	
7.14	7.14	60.8	Ar	Hope	Lv	2.50	
7.29	7.29	68.2	Ar	Navarre	Lv	2.36	
7.44	7.44	75.9	Ar	Enterprise	Lv	2.23	
7.55	7.55	83.0	Ar	Talmage 36	Lv	2.10	
8.15	8.15	90.8	Ar	Manchong 28	Lv	1.50	
8.26	8.26	96.6	Ar	Longford	Lv	1.40	
8.35	8.35	102.2	Ar	Oak Hill	Lv	1.30	
8.46	8.46	107.5	Ar	Miltonvale	Lv	1.05	
9.06	9.06	116.8	Ar	Aurora	Lv	1.17	
9.19	9.19	125.9	Ar	Concordia	Lv	1.27	
9.55	9.55	137.3	Ar	Concordia	Lv	12.05	
10.15	137.3	Lv	Kackley	Lv	11.30		
11.15	157.5	Lv	Courtland	Lv	11.15		
11.40	165.0	Lv	Webber	Lv	10.35		
12.15	170.8	Lv	Superior	Lv	10.15		

Emporia and Winfield

Via Bazar

Read down 25 Daily Motor Mls. Table 26 26 Daily Motor Read up

Central Standard Time

AM	10.50	0	Lv	Emporia 2, 17, 25, 64	Ar	7.45
11.03	8.1	Lv	Plymouth	Ar	7.33	
11.07	11.3	Lv	Saffordville	Ar	7.28	
11.10	13.3	Lv	Ellinor	Ar	7.25	
11.26	24.0	Lv	Gladstone	Ar	7.13	
11.36	32.3	Lv	Bazar	Ar	7.03	
11.52	42.1	Lv	Matfield Green	Ar	6.52	
11.58	46.3	Lv	Cassoday	Ar	6.37	
12.08	54.0	Lv	Aikman	Ar	6.30	
12.35	62.2	Lv	Chelsea	Ar	6.16	
12.40	65.5	Lv	El Dorado	Ar	6.03	
12.47	73.5	Lv	Vannoy	Ar	5.45	
1.06	79.9	Lv	Gordon	Ar	5.37	
1.13	84.8	Lv	Douglass	Ar	5.19	
1.22	90.4	Lv	Rock	Ar	5.07	
1.32	96.6	Lv	Akron	Ar	4.53	
1.45	105.0	Lv	Winfield 23, 64	Ar	4.45	

Geuda Springs and Anthony

Read down 79 Tues. Sat. Mixed Mls. Table 27 81 Tues. Sat. Mixed Mls. 82 Mon. Wed. Fri. Mixed 80 Tues. Sat. Mixed Read up

Central Standard Time

AM	10.10	0	Lv	Geuda Springs	Ar	10.00
10.30	5.1	Lv	Ashton	Lv	9.45	
10.55	9.2	Lv	Portland	Lv	9.30	
11.15	15.0	Lv	South Haven	Lv	12.05	
11.35	19.4	Lv	Drury	Lv	11.35	
12.05	25.2	Lv	Caldwell	Lv	11.00	
1.15	40.9	Lv	Bluff City	Lv	9.45	
2.00	61.8	Lv	Anthony 31	Lv	9.00	

Manchester and Barnard

Read down 85 Ex. Su. Mixed Mls. Table 28 86 Ex. Su. Mixed Read up

Central Standard Time

AM	8.35	0	Lv	Manchester 25	Ar	1.30
8.50	5.7	Lv	Vine Creek	Lv	1.05	
9.20	14.4	Lv	Wells	Lv	12.45	
9.53	24.1	Lv	Minneapolis	Lv	12.26	
10.26	34.3	Lv	Ada	Lv	11.45	
10.40	38.7	Lv	Milo	Lv	11.35	
10.55	43.1	Lv	Barnard	Lv	11.25	

Florence and Ellinwood

For Motor Coach service between Florence and Ellinwood see Santa Fe Trailways folder.

Read down 57 Daily Motor Mls. Table 29 58 Daily Motor Read up

Central Standard Time

AM	1.40	0	Lv	Florence 2	Ar	11.40
2.01	10.5	Lv	Marion	Lv	11.15	
2.10	15.7	Lv	Canada	Lv	11.05	
2.22	20.9	Lv	Hillsboro	Lv	10.53	
2.31	26.7	Lv	Lehigh	Lv	10.42	
2.44	34.5	Lv	Canton	Lv	10.31	
2.54	40.3	Lv	Galva	Lv	10.20	
3.10	47.6	Lv	McPherson	Lv	10.	

Great Bend and Garden City

Read down Read up

Table 37	
70 Tues. Ex.Su. Sat. Mixed	69 Mon. Wed. Fri. Mixed
AM 9:00 Lv. Great Bend 2	PM 3:45 Ar. Garden City 3
9:20 8.3 " Heizer	Lv. 3:20
9:45 16.4 " Albert	Lv. 3:05
10:00 19.8 " Shaffer	Lv. 2:50
10:17 24.5 " Timken	Lv. 2:35
10:42 32.2 " Rush Centre	Lv. 2:15
11:02 39.1 " Nekoma	Lv. 1:55
11:25 45.1 " Alexander	Lv. 1:37
11:55 52.8 " Bazine	Lv. 1:15
12:30 64.4 " Ness City	Lv. 12:30
1:25 80.5 " Beeler	Lv. 11:20
1:45 87.2 " Alamota	Lv. 11:00
2:10 96.0 " Dighton	Lv. 10:40
2:35 103.5 " Amy	Lv. 10:15
2:50 109.8 " Grigston	Lv. 10:00
3:35 120.1 Ar. Scott City	Lv. 9:30
7:30 AM Lv. Mountain Standard Time	PM 12:30 Ar. Scott City
7:52 AM Lv. Shallow Water	Lv. 12:05
8:27 AM Lv. Friend	Lv. 11:32
8:47 AM Lv. Tennis	Lv. 11:12
9:30 AM Lv. Garden City 3	Lv. 10:30

Larned and Jetmore

Read down Read up

Table 38	
71 Ex.Su. Mixed	72 Ex.Su. Mixed
AM 9:00 Lv. Larned 2	PM 1:45 Ar. Jetmore
9:19 6.6 " Frizell	Lv. 1:20
9:34 12.2 " Sanford	Lv. 1:05
9:45 17.0 " Rozel	Lv. 12:50
10:02 23.9 " Burdett	Lv. 12:30
10:32 35.4 " Olney	Lv. 11:55
11:00 46.2 Ar. Jetmore	Lv. 11:30

Dodge City and Boise City

For additional Motor Coach service between Dodge City and Hugoton see Santa Fe Trailways folder.

Read down Read up

Table 39	
Motor Coach Daily	Motor Coach Daily
PM 6:00 AM 10:00 Lv. Dodge City 2, 3	PM 3:15 AM 4:00 Ar. Boise City 4
6:28 10:40 14.3 " Ensign	Lv. 3:30
6:40 10:52 19.3 " Haggard	Lv. 3:22
6:52 11:10 26.5 " Montezuma	Lv. 3:08
7:14 11:33 37.4 " Copeland	Lv. 2:46
7:45 12:20 49.8 " Sublette	Lv. 2:20
8:05 12:40 58.2 " Satanta 40	Lv. 2:01
8:35 1:30 74.3 " Moscow	Lv. 1:45
9:00 2:05 87.0 " Hugoton	Lv. 1:25
9:20 2:25 94.3 " Feterrita	Lv. 1:05
See Note 3:10 111.3 " Rolla	Lv. 9:27
3:45 119.9 " Wilburton	Lv. 9:10
4:17 132.3 " Sturgis	Lv. 8:50
4:50 143.8 " Keyes	Lv. 8:15
6:00 159.5 Ar. Boise City 46	Lv. 7:15

Satanta and Pritchett

Read down Read up

Table 40	
85 Mon. Wed. Fri. Mixed	86 Tues. Thur. Sat. Mixed
AM 12:40 Lv. Satanta 39	PM 11:15 Ar. Pritchett
2:05 23.9 " Ulysses	Lv. 9:35
2:45 35.1 " Bigbow	Lv. 9:00
3:25 45.7 " Johnson	Lv. 8:35
4:50 69.0 " Manter	Lv. 8:15
5:20 77.0 " Bartlett	Lv. 7:35
5:55 86.5 " Walsh	Lv. 7:15
6:30 95.9 " Vilas	Lv. 6:40
7:45 109.6 Ar. Pritchett	Lv. 6:15

Holly and La Junta

Read down Read up

Table 41	
85 Tues. Ex.Su. Sat. Mixed	86 Mon. Wed. Fri. Mixed
AM 7:40 Lv. Mountain Standard Time	PM 2:05 Ar. La Junta 3, 9, 41
7:54 6.2 " Holly 3	Lv. 1:45
7:59 8.1 " Millwood	Lv. 1:38
8:13 13.3 " Hartman	Lv. 1:22
8:50 30.6 Ar. Wilson Jet.	Lv. 12:45
9:15 35.5 " Lamar 3	Lv. 12:30
9:45 " Lamar	Lv. 11:55
10:00 30.6 Lv. Wilson Jet.	Lv. 11:40
10:18 36.4 " Wiley	Lv. 11:20
10:40 43.7 " McClave	Lv. 10:58
11:00 50.2 " Hasty	Lv. 10:40
11:30 61.4 " Fort Lyon	Lv. 10:10
11:40 64.5 Ar. Waveland	Lv. 10:00
11:50 67.4 Ar. Las Animas 3, 46	Lv. 9:50
12:15 " Las Animas	Lv. 9:35
12:25 64.5 Lv. Waveland	Lv. 9:25
1:15 82.3 " Cheraw	Lv. 8:43
1:50 93.5 " Swink 9	Lv. 8:15
2:05 98.4 Ar. La Junta 3, 9, 46	Lv. 8:05

Caney and Ralston

Read down Read up

Table 42	
71 Ex.Su. Mixed	72 Ex.Su. Mixed
AM 5:55 Lv. Caney 8	PM 2:00 Ar. Ralston
6:20 2.2 " Owen	Lv. 1:51
6:40 9.4 " Hulah	Lv. 1:30
6:40 16.0 " Bowring	Lv. 1:10
7:00 22.2 " Bigheart	Lv. 12:55
8:10 37.1 " Pawhuska	Lv. 12:10
8:35 44.0 " Betts	Lv. 11:30
9:10 52.1 " Strohm	Lv. 11:10
9:30 59.2 " Keefe	Lv. 11:00
9:50 66.5 Ar. Ralston 47	Lv. 10:30

Cushing and Guthrie

Read down Read up

Table 43	
80-87 Ex.Su. Mixed	88-79 Lv. Ex.Su. Mixed
AM 7:00 Lv. Cushing 44, 47	PM 2:15 Ar. Guthrie
7:20 6.4 " Amabel	Lv. 1:55
7:40 10.8 " Ripley 47	Lv. 1:45
8:15 20.6 " Perkins	Lv. 1:00
8:35 27.0 " Goodnight	Lv. 12:40
8:55 32.3 " Coyte	Lv. 12:20
9:10 37.1 " Pleasant Valley	Lv. 12:01
10:00 50.5 Ar. Guthrie 48, 64	Lv. 11:15

Cushing and Drumright

Read down Read up

Table 44	
59 Ex.Su. Mixed	60 Ex.Su. Mixed
AM 7:30 Lv. Cushing 43, 47	PM 2:50 Ar. Drumright
8:20 13.6 Ar. Drumright	Lv. 1:45

La Junta and Amarillo

Read down Read up

Table 46	
54 Daily Mixed	53 Daily Mixed
AM 9:00 Lv. Mountain Standard Time	PM 5:15 Ar. Amarillo
9:30 18.9 " La Junta 3, 9, 41	Lv. 4:40
9:59 30.2 " Gilpin	Lv. 4:20
10:27 43.9 " Ruxton	Lv. 3:58
11:05 60.2 " Friek	Lv. 3:30
11:30 70.8 " Harbord	Lv. 3:10
12:05 83.7 " Springfield 40	Lv. 2:47
12:30 94.3 " Bisonte	Lv. 2:20
12:55 105.0 " Campo	Lv. 2:00
1:30 121.5 Ar. Castaneda	Lv. 1:30
2:30 133.8 Ar. Boise City 39	Lv. 1:00
3:45 133.8 Lv. Boise City	Lv. 1:30
4:20 156.3 Ar. Kerrick	Lv. 12:33
4:40 170.7 Ar. Stratford	Lv. 11:59
5:35 192.4 " Etter	Lv. 10:50
6:10 204.3 " Dumas	Lv. 10:15
9:30 257.8 Ar. Amarillo 4, 7, 79	Lv. 8:15

Arkansas City and So. Shawnee

Read down Read up

Table 47	
27 Daily	6 Daily
PM 9:00 Lv. Central Standard Time	PM 11:00 Ar. Arkansas City
3:50 3:50 263.4 Ar. Arkansas City	Lv. 4:15 4:15
51 Ex.Su. Motor	55 Sun. Ex.Su. Motor
7:00 5:05 0 Lv. Arkansas City 64	Ar. 3:40 2:40
7:08 5:13 5.2 " Chillico	Lv. 3:27 2:27
7:20 5:25 12.4 " Newkirk 64	Lv. 3:15 2:15
7:38 5:43 23.1 " Uncas	Lv. 2:54 1:54
7:47 5:52 28.9 " Kaw	Lv. 2:44 1:44
7:54 6:03 32.6 " Apperson	Lv. 2:35 1:35
8:03 6:07 37.2 " Burbank	Lv. 2:28 1:28
8:25 6:27 49.1 " Fairfax	Lv. 2:05 1:05
8:36 6:36 54.6 " Ralston 42	Lv. 1:55 12:55
8:51 6:50 63.8 " Skedee	Lv. 1:37 12:37
9:11 7:08 72.2 " Pawnee	Lv. 1:20 12:20
9:33 7:30 83.5 " Glencoe	Lv. 1:00 12:01
9:57 7:54 95.5 " Stillwater	Lv. 12:37 11:37
10:13 8:10 103.5 " Mehan	Lv. 12:20 11:20
10:19 8:15 106.0 " Ripley 43	Lv. 12:15 11:15
10:19 8:15 106.0 " Ripley	Lv. 12:15 11:15
10:39 8:35 116.6 " Cushing 43, 44	Lv. 11:52 10:52
10:43 8:48 123.6 " Cushing	Lv. 11:50 10:43
11:07 9:00 131.0 " Kendrick	Lv. 11:40 10:31
11:17 9:10 136.6 " Davenport	Lv. 11:27 10:20
11:30 9:23 143.9 " Sparks	Lv. 11:05 10:02
11:38 9:31 148.8 " Payson	Lv. 10:57 9:55
11:46 9:38 153.6 " Meeker	Lv. 10:49 9:48
12:10 10:00 166.2 " Shawnee 73	Lv. 10:30 9:30
12:25 10:15 167.9 " South Shawnee 73	Lv. 10:00 9:02

Guthrie and Kiowa

Read down Read up

Table 48	
58 Ex.Su. Daily	54 Daily Motor
AM 12:20 Lv. Guthrie 43, 64	PM 8:00 Ar. Kiowa
1:10 12:24 13.9 " Crescent	Lv. 7:37 9:20
1:40 12:37 21.5 " Lovell	Lv. 7:22 9:00
2:10 12:50 28.3 " Marshall	Lv. 7:10 8:35
2:40 1:03 36.3 " Douglas	Lv. 6:58 8:10
3:10 1:17 43.9 " Fairmont	Lv. 6:45 7:50
4:00 1:40 55.4 Ar. Enid	Lv. 6:20 7:15
5:00 2:02 68.8 " Hillsdale	Lv. 5:50
5:30 2:16 76.7 " Nash	Lv. 5:37
6:05 2:31 84.8 " Jet	Lv. 5:25
6:45 2:51 97.0 " Cherokee 78	Lv. 5:10
8:10 3:12 107.8 " Burlington	Lv. 4:55
8:40 3:30 116.9 Ar. Kiowa 7, 78	Lv. 4:40

Moriarty and Willard

Service on this line irregular, consult Agent.

Read down Read up

Table 45	
40 Wed. and Sat. Mixed	39 Wed. and Sat. Mixed
AM 12:40 Lv. Moriarty	PM 10:15 Ar. Willard 7
1:01 16.0 " Estancia	Lv. 9:10
1:30 27.8 Ar. Willard 7	Lv. 8:40

For explanation of Reference Marks See pages 8 and 9.

Time shown in light figures indicates a.m. Time shown in dark figures indicates p.m.

Lamy and Santa Fe

Read down Read up

Table 49	
21 Motor Coach Daily	19 Motor Coach Daily
PM 9:50 Lv. Mountain Standard Time	PM 2:45 Ar. Santa Fe 3
10:35 2:45 " Lamy 3	Lv. 2:10
10:35 3:30 " Santa Fe 3	Lv. 1:35
10:20 2:05 " Lamy 3	Lv. 1:35
11:05 2:50 " Santa Fe 3	Lv. 1:35
10:20 9:50 " Lamy 3	Lv. 1:35
7:35 6:10 " Santa Fe 3	Lv. 1:35
6:10 7:10 " Santa Fe 3	Lv. 1:35
18.1 " Santa Fe 3	Lv. 1:35
10 Motor Coach Daily	12 Motor Coach Daily
AM 7:15 Lv. Mountain Standard Time	AM 9:30 Ar. Santa Fe 3
9:30 10:00 " Lamy 3	Lv. 10:30
10:00 11:30 " Santa Fe 3	Lv. 10:30
11:30 1:00 " Santa Fe 3	Lv. 10:30
1:45 2:20 " Santa Fe 3	Lv. 10:30
2:20 3:00 " Santa Fe 3	Lv. 10:30
3:00 3:45 " Santa Fe 3	Lv. 10:30

Motor Coach trips 10, 11, 12, 13, 16 and 17 will be operated only when there are passengers arriving or departing Lamy on connecting trains.

Rincon and Silver City

Read down Read up

Table 50	
47 Daily Mixed	48 Daily Mixed
AM 5:30 Lv. Mountain Standard Time	PM 10:40 Ar. Silver City
5:50 5.2 " Rincon 10	Lv. 10:20
6:32 25.3 " Hatch	Lv. 9:38
6:59 38.6 " Nutt	Lv. 9:10
7:40 63.3 " Florida	Lv. 8:40
8:10 63.3 " Deming	Lv. 8:15
8:25 67.3 " Deming	Lv. 7:59
9:10 77.7 " Peru Hill	Lv. 7:15
9:45 84.5 " Paywood	Lv. 7:00
11:05 100.7 Ar. Silver City	Lv. 6:00

Prescott and Blue Bell

Read down Read up

Table 55	
26 Fri. only Mixed	25 Fri. only Mixed
AM 9:00 Lv. Mountain Standard Time	PM 2:45 Ar. Blue Bell
9:25 6.1 " Prescott 4, 11	Lv. 2:25
10:50 22.8 " Entro 11	Lv. 1:00
11:40 34.2 Ar. Humboldt	Lv. 11:55

Oceanside and Fallbrook

Read down Read up

Table 60	
72 Daily	77 Daily
AM 7:45 Lv. Pacific Standard Time	PM 6:45 Ar. Oceanside
9:22 86.6 Ar. Los Angeles	Lv. 6:45
71 Daily	76 Daily
AM 7:45 Lv. Pacific Standard Time	PM 6:00 Ar. Oceanside
8:35 41.1 Ar. San Diego	Lv. 6:51
65 Ex.Su. Mixed	64 Ex.Su. Mixed
AM 11:45 Lv. Pacific Standard Time	PM 3:24 Ar. Oceanside 5a, 61
12:18 9.0 " Chappo	Lv. 2:50
12:25 11.4 " Stock Pen	Lv. 2:41
12:50 18.1 " De Lux	Lv. 2:15
1:00 19.9 Ar. Fallbrook	Lv. 2:00

Whitewater, Santa Rita and Fierro

Read down Read up

Table 51	
55 Ex.Su. Mixed	51-53 Ex.Su. Mixed
PM 3:35 Lv. Mountain Standard Time	PM 9:30 Ar. Santa Rita
4:05 10:35 8.3 " Whitewater 50	Lv. 9:05
11:15 8.3 " Hurley	Lv. 2:15
11:40 12.9 " Bayard	Lv. 1:55
11:51 14.4 Ar. Hanover Jet.	Lv. 1:50
11:51 14.4 Ar. Hanover Jet.	Lv. 12:45
11:55 14.7 " Cobre	Lv. 12:40
12:05 16.7 Ar. Santa Rita	Lv. 12:30
12:45 14.4 Lv. Hanover Jet.	Lv. 1:50
1:00 17.7 " Hanover	Lv. 1:35
1:15 20.2 Ar. Fierro	Lv. 1:20

Rice and Blythe

Read down Read up

Table 56	
25 Ex. Mon. Mixed	26 Lv. Blythe Ex.Su. Mixed
AM 4:45 Lv. Pacific Standard Time	AM 2:00 Ar. Blythe
6:00 18.3 " Rice 12	Lv. 12:01
7:30 42.0 Ar. Midland	Lv. 9:30

Oceanside and Escondido

Read down Read up

Table 61	
74 Daily	79 Daily
PM 12:15 Lv. Pacific Standard Time	PM 9:45 Ar. Escondido
1:52 86.6 Ar. Los Angeles	Lv. 7:55
75 Daily	78 Daily
AM 11:45 Lv. Pacific Standard Time	PM 10:45 Ar. Escondido
1:09 41.1 Ar. San Diego	Lv. 9:37
66 Ex.Su. Mixed	67 Ex.Su. Mixed
PM 2:45 Lv. Pacific Standard Time	PM 5:55 Ar. Escondido 5a, 60
3:20 10.2 " Vista	Lv. 5:25
3:40 17.2 " San Marcos	Lv. 5:00
3:55 22.1 Ar. Escondido	Lv. 4:45

Note—Limited passenger accommodations via taxi service.

Socorro and Magdalena

Read down Read up

Table 52	
Motor Coach Ex.Su. Mixed	44 Motor Coach Ex.Su. Mixed
AM 7:30 Lv. Mountain Standard Time	AM 6:35 Ar. Magdalena
8:20 8:45 " Socorro 10	Lv. 6:35
8:20 10:00 " Magdalena	Lv. 6:45

San Bernardino and San Jacinto

Read down Read up

Table 58	
505 Ex.Su. Mixed	506 Ex.Su. Mixed
PM 9:05 Lv. Pacific Standard Time	PM 4:30 Ar. San Jacinto
9:13 3.5 " San Bernardino 4, 5, 12, 58	Lv. 4:15
9:25 7.8 " Colton	Lv. 4:05
9:52 16.6 " Highgrove 5	Lv. 3:16
10:15 25.3 Ar. March Field	Lv. 2:55
10:15 25.3 Ar. Perris	Lv. 2:55
10:27 29.2 " Perris	Lv. 2:55
10:46 35.4 " Ethanac	Lv. 2:45
11:10 42.5 Ar. Winchester	Lv. 2:00
11:30 42.5 Lv. Homet	Lv. 12:15
11:40 44.8 Ar. San Jacinto	Lv. 12:01

Williams and Grand Canyon

Read down Read up

Table 53	
Motor Coach Daily	Motor Coach Daily
AM 11:35 Lv. Mountain Standard Time	AM 9:00 Ar. Grand Canyon 4, 7
1:35 10:30 " Williams 4, 7, 11	Lv. 8:45

Corcoran and Fresno

Read down Read up

Table 62	
15 Daily Motor	25 Daily Motor
PM 2:05 Lv. Pacific Standard Time	PM 8:45 Ar. Fresno
2:15 4.1 " Corcoran 6	Lv. 8:35
2:35 14.7 " Waukena	Lv. 8:14
2:55 24.8 " Tulare 6	Lv. 7:52
3:20 38.1 " Visalia	Lv. 7:22
3:20 38.1 " Cutler	Lv. 7:17
3:25 41.3 " Sultana	Lv. 7:10
3:40 44.8 " Dinuba	Lv. 7:03
3:50 53.1 " Reedley 63	Lv. 6:51
4:00 58.2 " Parlier	Lv. 6:41
4:12 64.1 " Del Rey	Lv. 6:32
4:40 68.6 " Lone Star	Lv. 6:25
5:40 4:25 68.6 " Calwa 6	Lv. 6:15
5:50 4:33 71.3 Ar. Fresno 4, 6	Lv. 6:15

Drake and Clarkdale

Read down Read up

Table 54	
235 Ex.Su. Mixed	236 Ex.Su. Mixed
PM 12:20 Lv. Mountain Standard Time	AM 11:30 Ar. Clarkdale 11
1:25 18.8 " Drake 11	Lv. 10:15
2:40 38.0 Ar. Perkinsville	Lv. 9:10

For Santa Fe Trailways bus service between Newton and Oklahoma City see page 54										For Explanation of Reference Notes see pages 8 and 9.									
Read down										Read up									
No. 1 Daily	No. 23 Daily	No. 5 Daily	No. 11 Daily	No. 3 Daily	Miles	Table 64					No. 4 Daily	No. 12 Daily	No. 6 Daily	No. 24 Daily	No. 2 Daily				
PM	AM	PM	AM	PM		Central Standard Time A. T. & S. F. Ry.					AM	PM	AM	PM	AM				
10.00	10.15	8.15	9.30	11.30	0	CHICAGO					7.30	9.30	10.00	6.30	9.00				
8.00	8.10	7.00	5.00	10.00	451.1	KANSAS CITY					9.00	2.00	11.45	8.00	10.30				
9.00	8.45	8.00	5.15	10.45	451.1	KANSAS CITY					8.00	1.45	11.00	7.30	9.50				
10.25	9.25	9.25	6.24	12.33	516.9	Topeka					6.50	12.33	9.20	4.35					
11.35	11.55	10.45	7.29	2.05	578.4	Emporia					4.25	11.29	8.00	4.50	3.00				
1.10	1.20	12.05	8.38	3.30	636.2	NEWTON					3.00	10.27	6.30	3.30	1.15				
1.30	1.30	1.10	8.42	5.00	636.2	NEWTON 2, 4, 7					2.30	10.23	6.20	3.15	12.50				
2.20	2.20	1.50	9.15	4.50	646.3	Sedwick					2.15				5.00				
2.40	2.40	2.10	9.15	5.00	652.9	Valley Center					2.07								
2.58	2.58	2.10	9.15	5.00	662.0	North Wichita													
3.10	3.10	2.10	9.15	5.00	663.4	WICHITA 4, 7, 32, 33, 78					1.40	9.50	5.40	2.30	11.59				
3.24	3.24	2.10	9.15	5.00	663.4	WICHITA					1.30	9.50	5.30	2.15	11.40				
3.38	3.38	2.10	9.15	5.00	674.1	Derby					1.07								
3.50	3.50	2.10	9.15	5.00	679.0	Mulvane					12.59								
4.02	4.02	2.10	9.15	5.00	684.9	Belle Plaine					12.59								
4.14	4.14	2.10	9.15	5.00	697.5	Wellington, 7, 23					12.59								
4.26	4.26	2.10	9.15	5.00	679.0	Mulvane					12.59								
4.38	4.38	2.10	9.15	5.00	689.0	Udall					12.44								
4.50	4.50	2.10	9.15	5.00	701.9	Winfield 23, 26					12.25								
4.62	4.62	2.10	9.15	5.00	707.2	Hackney					9.11	4.38	1.15						
4.74	4.74	2.10	9.15	5.00	714.5	ARKANSAS CITY					12.01	8.57	4.15	12.50					
4.86	4.86	2.10	9.15	5.00	714.5	Kans.					11.55	8.55	4.10	12.45					
4.98	4.98	2.10	9.15	5.00	719.7	Arkansas River					11.45								
5.10	5.10	2.10	9.15	5.00	726.9	Chillico, Okla.					11.30		3.50	12.25					
5.22	5.22	2.10	9.15	5.00	732.1	Newkirk 47					11.19								
5.34	5.34	2.10	9.15	5.00	740.0	Kildare					11.05	8.25	3.24	12.05					
5.46	5.46	2.10	9.15	5.00	751.4	Ponca City 31					10.46								
5.58	5.58	2.10	9.15	5.00	757.9	Marland					10.37								
6.10	6.10	2.10	9.15	5.00	772.7	Red Rock					10.15								
6.22	6.22	2.10	9.15	5.00	783.8	Perry					9.55								
6.34	6.34	2.10	9.15	5.00	789.9	Orlando					9.46								
6.46	6.46	2.10	9.15	5.00	803.7	Mulhall					9.24								
6.58	6.58	2.10	9.15	5.00	803.7	Cimarron River					9.24	7.20	1.55	10.40					
7.10	7.10	2.10	9.15	5.00	803.7	GUTHRIE 43, 48					9.24	7.20	1.55	10.40					
7.22	7.22	2.10	9.15	5.00	811.2	GUTHRIE					9.11								
7.34	7.34	2.10	9.15	5.00	821.2	Seward					8.54								
7.46	7.46	2.10	9.15	5.00	827.9	Edmond					8.43								
7.58	7.58	2.10	9.15	5.00	835.1	Britton					8.30								
8.10	8.10	2.10	9.15	5.00	835.1	OKLAHOMA CITY					8.30	6.45	1.00	10.00					
8.22	8.22	2.10	9.15	5.00	844.3	OKLAHOMA CITY					8.25								
8.34	8.34	2.10	9.15	5.00	852.9	North Canadian River					8.25								
8.46	8.46	2.10	9.15	5.00	859.2	Moore					8.10								
8.58	8.58	2.10	9.15	5.00	868.4	Norman					8.05								
9.10	9.10	2.10	9.15	5.00	868.4	Noble					7.50								
9.22	9.22	2.10	9.15	5.00	868.4	South Canadian River					7.45								
9.34	9.34	2.10	9.15	5.00	875.7	Purcell					7.40								
9.46	9.46	2.10	9.15	5.00	883.3	G. C. & S. F. Ry.					7.35								
9.58	9.58	2.10	9.15	5.00	890.4	Washita River					7.30								
10.10	10.10	2.10	9.15	5.00	897.9	Pauls Valley 73					7.25								
10.22	10.22	2.10	9.15	5.00	907.9	Washita River					7.20								
10.34	10.34	2.10	9.15	5.00	916.3	Wynnewood					7.15								
10.46	10.46	2.10	9.15	5.00	925.6	Davis					7.10								
10.58	10.58	2.10	9.15	5.00	935.3	Dougherty					7.05								
11.10	11.10	2.10	9.15	5.00	952.8	Washita River					7.00								
11.22	11.22	2.10	9.15	5.00	962.9	Gene Autry					6.55								
11.34	11.34	2.10	9.15	5.00	971.5	Ardmore 69					6.50								
11.46	11.46	2.10	9.15	5.00	975.2	Marietta					6.45								
11.58	11.58	2.10	9.15	5.00	985.1	Thackerville					6.40								
12.10	12.10	2.10	9.15	5.00	993.7	Red River					6.35								
12.22	12.22	2.10	9.15	5.00	1002.3	Windsor					6.30								
12.34	12.34	2.10	9.15	5.00	1008.6	Gainesville					6.25								
12.46	12.46	2.10	9.15	5.00	1015.3	Valley View					6.20								
12.58	12.58	2.10	9.15	5.00	1023.9	Sanger					6.15								
1.10	1.10	2.10	9.15	5.00	1032.0	Krum					6.10								
1.22	1.22	2.10	9.15	5.00	1039.7	Ponder					6.05								
1.34	1.34	2.10	9.15	5.00	1049.9	Justin					6.00								
1.46	1.46	2.10	9.15	5.00	1058.5	Haslet					5.55								
1.58	1.58	2.10	9.15	5.00	1067.1	Saginaw					5.50								
2.10	2.10	2.10	9.15	5.00	1076.8	FORT WORTH 65, 67, 79					5.45								
2.22	2.22	2.10	9.15	5.00	1085.4	FORT WORTH					5.40								
2.34	2.34	2.10	9.15	5.00	1094.0	DALLAS					5.35								
2.46	2.46	2.10	9.15	5.00	1102.6	FORT WORTH 65, 67, 79					5.30								
2.58	2.58	2.10	9.15	5.00	1111.2	FORT WORTH					5.25								
3.10	3.10	2.10	9.15	5.00	1119.8	BROWNWOOD					5.20								
3.22	3.22	2.10	9.15	5.00	1128.4	FORT WORTH 65, 67, 79					5.15								
3.34	3.34	2.10	9.15	5.00	1137.0	FORT WORTH					5.10								
3.46	3.46	2.10	9.15	5.00	1145.6	BROWNWOOD					5.05								
3.58	3.58	2.10	9.15	5.00	1154.2	FORT WORTH 65, 67, 79					5.00								
4.10	4.10	2.10	9.15	5.00	1162.8	FORT WORTH					4.55								
4.22	4.22	2.10	9.15	5.00	1171.4	BROWNWOOD					4.50								
4.34	4.34	2.10	9.15	5.00	1180.0	FORT WORTH 65, 67, 79					4.45								
4.46	4.46	2.10	9.15	5.00	1188.6	FORT WORTH					4.40								
4.58	4.58	2.10	9.15	5.00	1197.2	BROWNWOOD					4.35								
5.10	5.10	2.10	9.15	5.00	1205.8	FORT WORTH 65, 67, 79					4.30								
5.22	5.22	2.10	9.15	5.00	1214.4	FORT WORTH					4.25								
5.34	5.34	2.10	9.15	5.00	1223.0	BROWNWOOD					4.20								
5.46	5.46	2.10	9.15	5.00	1231.6	FORT WORTH 65, 67, 79					4.15								
5.58	5.58	2.10	9.15	5.00	1240.2	FORT WORTH					4.10								
6.10	6.10	2.10	9.15	5.00	1248.8	BROWNWOOD					4.05								
6.22	6.22	2.10	9.15	5.00	1257.4	FORT WORTH 65, 67, 79					4.00								
6.34	6.34	2.10	9.15	5.00	1266.0	FORT WORTH					3.55								
6.46	6.46	2.10	9.15	5.00	1274.6	BROWNWOOD					3.50								
6.58	6.58	2.10	9.15	5.00	1283.2	FORT WORTH 65, 67, 79					3.45								
7.10	7.10	2.10	9.15	5.00	1291.8	FORT WORTH					3.40								
7.22	7.22	2.10	9.15	5.00	1300.4	BROWNWOOD					3.35								
7.34	7.34	2.10	9.15	5.00	1309.0	FORT WORTH 65, 67, 79					3.30								
7.46	7.46	2.10	9.15	5.00	1317.6	FORT WORTH					3.25								
7.58	7.58	2.10	9.15	5.00	1326.2	BROWNWOOD					3.20								
8.10	8.10	2.10	9.15	5.00	1334.8	FORT WORTH 65, 67, 79					3.15								
8.22	8.22	2.10	9.15	5.00	1343.4	FORT WORTH					3.10								
8.34	8.34	2.10	9.15	5.00	1352.0	BROWNWOOD					3.05								
8.46	8.46	2.10	9.15	5.00	1360.6	FORT WORTH 65, 67, 79					3.00								
8.58	8.58	2.10	9.15	5.00	1369.2	FORT WORTH					2.55								
9.10	9.10	2.10	9.15	5.00	1377														

Beaumont, Center and Longview

Table 74: Beaumont, Center and Longview. G. C. & S. F. Ry. Read down / Read up. Includes routes to Beaumont, Silsbee, Evadale, Buns, Bessmy, Call Jct., Kirbyville, Bonami, Roganville, Jasper, Brownell, Brookeland, Pineland, Bronson, San Augustine, Bland Lake, Calgary, Neuville, Choiee, Center, Flat Fork, Tenaha, Gary, Beckhage, Beckville, Tatum, Easton, Woodall, Longview.

Sealy and Matagorda

Table 77: Sealy and Matagorda. G. C. & S. F. Ry. Read down / Read up. Includes routes to Sealy, Eagle Lake, Rayner Jct., Calhoun, Eldridge, Garwood, Matthews, McDow, Bonus, Nedra, Egypt, Glen Flora, Wharton, Lane City, Cane Jct., Magnet, Bay City, Wadsworth, Gulf Hill, Matagorda.

Wichita and Presidio

Table 78: Wichita and Presidio. Central Standard Time. Read down / Read up. Includes routes to CHICAGO, KANSAS CITY, WICHITA, WICHITA 4, 7, 32, 33, 64, Prospect, Schulte, Clonnel, Viola 33, Milton, Rannymede, Harper 7, 31, Atica 7, 34, Crisfield 7, Hazelton 7, Kiowa, Kan. 7, 48, Cherokee, Okla., Yewed, Carmen, Aline, West Cleo, Orienta, FAIRVIEW, FAIRVIEW, Longdale, Canton, Oakwood, Thomas, Custer City, Arapaho, Clinton 82, Dill City, Sentinel, Lone Wolf, Lugert, Blair, ALTUS, ALTUS, Elmer, Okla., Okla.-Tex. State Line (P. & S. F. Ry.), Ranchland, Tex., Odell, Chillicothe, Medicine Mound, Margaret, Crowell, Foard City, Truscott, Benjamin, Knox City, O'Brien, Rochester, Rule, Sagerton, HAMLIN, HAMLIN, McCaulley, Sylvester, Longworth, SWEETWATER, SWEETWATER, Maryneal, Blackwell, Ft. Chadbourne, Bronte, Tennyson, Wooland, SAN ANGELO, 66, 67, 72, 90, Tankersly, Mertzon, Barnhart, Big Lake, Best, Rita Santa, Texon, Rankin, McCAMEY, McCAMEY, Girvin, Owego, Baldrige, FORT STOCKTON, FORT STOCKTON, Hovey, ALPINE, ALPINE, Paisano, Perdiz, Plata, Cass-Piedra, PRESIDIO (Rio Grande River).

Amarillo, Clovis, Lubbock, Sweetwater, Brownwood, Temple, and Galveston

Table 79: Amarillo, Clovis, Lubbock, Sweetwater, Brownwood, Temple, and Galveston. P. & S. F. Ry. Read down / Read up. Includes routes to Amarillo 4, 7, 46, Canyon 7, Ogg, Happy, Kathir, Tulia, Eunice, Kress, Finney, Plainview 85, Furguson, Hale Center, Underwood, Abernathy, Monroe, Lubbock 86, 87, 88, Clovis 7, 80, Farwell-Texico, Lariat, Muleshoe, Sudan, Amherst, Littlefield, Anton, Roundup, Shallowford, Lubbock 86, 87, 88, Lubbock, Posey, Slaton 89, Southland, Post, Justiceburg, Dermott, Snyder, Hermleigh, Sweetwater 67, 78, Sweetwater, Blair, View, Buffalo Gap, Tuscola, Lawn, Novice, Silver Valley, Coleman, Santa Anna 66, 67, Bangs 66, 67, Brownwood, Zephyr, Mullen, Goldthwaite, Lometa 66, 71, Lampasas, Kempner, Copperas Cove, Killeen, Nolanville, Belton, Temple 65, 66, Temple, Port Worth, Dallas, Temple, San Antonio, Houston, Galveston.

Clovis and Pecos

Table 80: Clovis and Pecos. Read down / Read up. Includes routes to Clovis, Kansas City, Pecos, Carlsbad, Orla, Malaga, Red Bluff, Corral, State Line P. & S. F. Ry., Pecos.

Panhandle and Borger

Table 84: Panhandle and Borger. Read down / Read up. Includes routes to Panhandle, Borger.

Plainview and Floydada

Table 85: Plainview and Floydada. Read down / Read up. Includes routes to Plainview, Floydada.

Lubbock and Crosbyton

Table 86: Lubbock and Crosbyton. Read down / Read up. Includes routes to Lubbock, Crosbyton.

Lubbock and Bledsoe

Table 87: Lubbock and Bledsoe. Read down / Read up. Includes routes to Lubbock, Bledsoe.

Lubbock and Seagraves

Table 88: Lubbock and Seagraves. Read down / Read up. Includes routes to Lubbock, Seagraves.

Slaton and Lamesa

Table 89: Slaton and Lamesa. Read down / Read up. Includes routes to Slaton, Lamesa.

San Angelo and Sonora

Table 90: San Angelo and Sonora. Read down / Read up. Includes routes to San Angelo, Sonora.

Kirbyville and Oakdale

Table 75: Kirbyville and Oakdale. G. C. & S. F. Ry. Read down / Read up. Includes routes to Kirbyville, Oakdale.

Somerville and Beaumont

Table 76: Somerville and Beaumont. G. C. & S. F. Ry. Read down / Read up. Includes routes to Somerville, Beaumont.

Shattuck and Morse

Table 81: Shattuck and Morse. Read down / Read up. Includes routes to Shattuck, Morse.

Pampa and Clinton

Table 82: Pampa and Clinton. Read down / Read up. Includes routes to Pampa, Clinton.

White Deer and Skellytown

Table 83: White Deer and Skellytown. Read down / Read up. Includes routes to White Deer, Skellytown.

Time shown in light figures indicates a.m. Time shown in dark figures indicates p.m.

Time shown in light figures indicates a.m. Time shown in dark figures indicates p.m.

Connections at Chicago

Union Station, Canal, Adams, Jackson and Clinton Streets (1 mile from Dearborn Station)

Pennsylvania R. R.

(All trains shown in this table are daily unless otherwise indicated)

EAST										WEST									
PM	PM	PM	PM	PM	PM	PM	PM	PM	PM	AM	AM	AM	AM	AM	AM	AM	AM	AM	AM
11.15	10.00	8.00	5.30	4.30	3.30	2.28	1.29	12.58	12.18	11.30	9.30	7.40	5.50	4.25	2.50	1.15	11.00	11.25	12.32
9.00	8.00	6.50	3.32	2.28	1.29	12.58	12.18	11.25	9.30	8.35	7.15	11.00	11.25	12.32	1.15	11.00	11.25	12.32	1.15
8.40	5.00	2.16	11.13	9.52	8.54	8.03	7.49	6.49	5.16	4.29	3.35	12.32	4.17	4.57	3.26	2.50	6.30	1.38	6.30
6.10	3.42	3.45	12.40	11.30	10.30	9.30	8.30	7.00	6.35	5.53	4.05	6.22	6.22	6.22	6.22	6.22	6.22	6.22	6.22

Pennsylvania-Norfolk and Western

SOUTH					NORTH				
PM	PM	PM	PM	PM	AM	AM	AM	AM	AM
11.45	11.05	9.20	12.50	9.45	7.30	8.25	5.40	7.25	7.30
7.30	3.20	6.30	8.30	6.30	8.55	2.35	10.00	11.40	
8.00	6.10	8.40	8.40	6.30	8.05	12.45	11.30		
7.15	6.00	4.15	6.00	4.15	1.45	10.40			

EAST					WEST				
PM	PM	PM	PM	PM	AM	AM	AM	AM	AM
11.55	4.15	9.15	11.32	12.25	12.25	6.30	11.32	12.25	9.00
2.23	6.30	11.32	12.25	9.00	12.25	6.30	11.32	12.25	9.00
7.35	10.15	3.15	12.25	9.00	12.25	6.30	11.32	12.25	9.00
10.15	3.15	12.25	9.00	12.25	12.25	6.30	11.32	12.25	9.00

Connections at Kansas City (Union Station)

Missouri Pacific R. R.

EAST										WEST									
PM	PM	PM	PM	PM	PM	PM	PM	PM	PM	AM	AM	AM	AM	AM	AM	AM	AM	AM	AM
11.30	4.25	12.20	7.05	12.45	3.20	11.59	9.55	11.17	11.55	11.00	8.00	10.45	8.20	7.45	7.45	7.45	7.45	7.45	7.45
2.05	6.25	2.10	8.45	3.20	11.59	9.55	11.17	11.55	11.00	11.00	8.00	10.45	8.20	7.45	7.45	7.45	7.45	7.45	7.45
3.45	7.45	3.18	9.48	4.50	10.52	8.30	10.50	8.30	10.52	8.50	1.50	4.15	6.22	8.20	2.55	11.50	11.50	11.50	11.50
7.10	10.15	5.40	12.10	8.20	8.50	4.45	8.00	4.45	8.50	8.50	1.50	4.15	6.22	8.20	2.55	11.50	11.50	11.50	11.50

Chicago, Burlington & Quincy R. R.

EAST										WEST									
PM	PM	PM	PM	PM	PM	PM	PM	PM	PM	AM	AM	AM	AM	AM	AM	AM	AM	AM	AM
11.00	8.00	10.45	8.20	7.45	7.45	7.45	7.45	7.45	7.45	11.00	8.00	10.45	8.20	7.45	7.45	7.45	7.45	7.45	7.45
11.00	8.00	10.45	8.20	7.45	7.45	7.45	7.45	7.45	7.45	11.00	8.00	10.45	8.20	7.45	7.45	7.45	7.45	7.45	7.45
11.58	6.00	4.00	8.45	11.00	11.30	9.55	6.30	8.59	11.30	9.55	6.30	8.59	11.30	9.55	6.30	8.59	11.30	9.55	6.30

Wabash Ry.

EAST					WEST				
PM	PM	PM	PM	PM	AM	AM	AM	AM	AM
11.55	4.25	9.00	11.35	11.35	7.30	4.40	9.15	11.35	11.35
3.10	6.55	11.30	11.35	11.35	3.45	1.15	6.37	11.35	11.35
4.33	7.50	12.28	11.35	11.35	12.04	5.51	5.51	11.35	11.35
7.30	10.05	3.15	11.35	11.35	12.05	9.30	3.50	11.35	11.35

Frisco Lines

SOUTH					NORTH				
PM	PM	PM	PM	PM	AM	AM	AM	AM	AM
9.40	6.20	8.30	10.35	7.40	5.45	9.55	7.40	7.40	7.40
12.10	7.25	10.35	10.35	4.25	3.40	7.40	4.25	7.40	7.40
3.45	10.00	6.55	10.35	3.05	5.15	8.45	3.05	8.45	8.45
6.10	8.15	6.55	10.35	2.08	6.45	4.45	2.08	8.45	8.45

Chicago Great Western R. R.

NORTH					SOUTH				
PM	PM	PM	PM	PM	AM	AM	AM	AM	AM
11.30	3.30	9.25	11.18	10.20	7.30	1.30	12.55	7.00	11.05
6.20	9.25	11.18	10.20	12.52	11.05	5.15	9.30	3.39	9.30
8.45	11.18	10.20	12.52	11.30	11.05	5.15	9.30	3.39	9.30
10.20	12.52	11.30	11.30	11.30	11.05	5.15	9.30	3.39	9.30

Reference Notes. * Daily. † Daily except Sunday

Time shown in light figures indicates a.m. Time shown in dark figures indicates p.m.

Connections at Kansas City (Union Station)

EAST										WEST									
PM	PM	PM	PM	PM	PM	PM	PM	PM	PM	AM	AM	AM	AM	AM	AM	AM	AM	AM	AM
11.30	5.25	9.00	11.01	7.55	6.45	6.15	11.05	8.30	9.45	7.15	1.45	8.45	1.35	7.20	4.35	6.45	11.25	11.55	6.10
4.30	11.25	1.01	7.55	6.45	6.15	11.05	8.30	9.45	7.15	1.45	8.45	1.35	7.20	4.35	6.45	11.25	11.55	6.10	11.30
11.40	7.55	6.45	6.15	11.05	8.30	9.45	7.15	1.45	8.45	1.35	7.20	4.35	6.45	11.25	11.55	6.10	11.30	11.30	11.30

The Milwaukee Road

EAST					WEST				
PM	PM	PM	PM	PM	AM	AM	AM	AM	AM
7.10	8.30	9.44	11.37	10.50	7.45	6.40	5.30	3.38	3.52
8.30	9.44	11.37	10.50	12.08	6.41	5.25	4.15	1.45	2.42
9.44	11.37	10.50	12.08	3.16	5.30	3.38	3.52	1.45	2.42
10.50	12.08	3.16	6.55	6.55	6.41	5.25	4.15	1.45	2.42

Connections at St. Louis (Union Station)

EAST										WEST									
PM	PM	PM	PM	PM	PM	PM	PM	PM	PM	AM	AM	AM	AM	AM	AM	AM	AM	AM	AM
6.00	3.45	12.40	12.30	9.12	12.27	5.45	8.40	4.20	1.20	1.35	4.45	11.00	1.20	5.33	9.43	10.20	10.37	1.33	7.00
9.10	8.15	3.39	12.30	12.15	4.37	1.20	5.33	9.43	10.20	1.35	4.45	11.00	1.20	5.33	9.43	10.20	10.37	1.33	7.00
10.34	10.00	4.58	4.45	1.36	6.10	11.20	4.15	7.10	8.58	9.16	12.08	5.20	8.58	9.16	12.08	5.20	8.58	9.16	12.08

N. Y. C. & St. L. R. R. (Nickel Plate)

EAST					WEST				
PM	PM	PM	PM	PM	AM	AM	AM	AM	AM
6.40	8.57	12.12	1.55	5.35	6.40	8.57	12.12	1.55	5.35
8.57	12.12	1.55	5.35	6.45	6.40	8.57	12.12	1.55	5.35
12.12	1.55	5.35	6.45	9.35	6.40	8.57	12.12	1.55	5.35

EAST										WEST									
PM	PM	PM	PM	PM	PM	PM	PM	PM	PM	AM	AM	AM	AM	AM	AM	AM	AM	AM	AM
11.32	9.30	6.00	1.00	12.00	9.25	7.10	7.50	1.10	4.32	4.58	11.10	11.10	11.10	11.10	11.10	11.10	11.10	11.10	11.10
4.15	4.10	10.45	6.50	6.45	2.05	12.30	2.45	7.55	10.40	4.58	11.10	11.10	11.10	11.10	11.10	11.10	11.10	11.10	11.10

SOUTH										NORTH									
PM	PM	PM	PM	PM	PM	PM	PM	PM	PM	AM	AM	AM	AM	AM	AM	AM	AM	AM	AM
10.30	2.40	9.20	2.45	2.45	8.30	12.35	3.45	1.05	12.20	12.20	12.20	12.20	12.20	12.20	12.20	12.20	12.20	12.20	12.20
2.40	2.40	2.00	2.45	2.45	1.20	12.35	3.45	1.05	12.20	12.20	12.20	12.20	12.20	12.20	12.20	12.20	12.20	12.20	12.20

SOUTH										NORTH									
PM	PM	PM	PM	PM	PM	PM	PM	PM	PM	AM	AM	AM	AM	AM	AM	AM	AM	AM	AM
6.20	3.05	3.05	9.15	8.05	1.45	12.10	12.35	12.35	7.00	6.30	6.30	6.30	6.30	6.30	6.30	6.30	6.30	6.30	6.30
6.45	3.34	3.34	9.15	8.32	2.08	12.10	12.35	12.35	7.00	6.30	6.30	6.30	6.30	6.30	6.30	6.30	6.30	6.30	6.30

SOUTH										NORTH									
PM	PM	PM	PM	PM	PM	PM	PM	PM	PM	AM	AM	AM	AM	AM	AM	AM	AM	AM	AM
10.45	5.25	1.40	7.38	7.38	9.05	3.45	7.38	7.38	9.05	3.45	7.38	7.38	9.05	3.45	7.38	7.38	9.05	3.45	7.38
3.02	9.38	6.42	12.30	3.00	2.28	10.58	12.30	3.00	2.28	10.58	12.30	3.00	2.28	10.58	12.30	3.00	2.28	10.58	12.30

Reference Notes. * Daily. † Daily except Sunday. ‡ Flag stop. @ Arrives Broad St. Station. @ Connection at North Cairo with Bus.

Time shown in light figures indicates a.m. Time shown in dark figures indicates p.m.

Connections at Denver. Table with columns for WEST, 19, 15, 7, 5, 1, 2, 20, 8, 6, 16, EAST. Includes stations like Denver (M.S.T.), Cheyenne, Ogden, SALT LAKE CITY, etc.

Connections at Fort Worth. Missouri Pacific Lines. Table with columns for SOUTH, 17, 18, NORTH. Includes stations like Fort Worth, Waco, Austin, San Antonio.

Connections at Houston. Southern Pacific Lines. Table with columns for SOUTH, 7, 1, 5, 2, 6, 8, NORTH. Includes stations like Houston, Rosenberg, San Antonio, Corpus Christi, Harlingen, Brownsville.

Connections at San Antonio. Missouri Pacific Lines. Table with columns for EAST, 10, 4, 3, 9, WEST. Includes stations like Houston, Beaumont, Baton Rouge, New Orleans, Corpus Christi, Harlingen, McAllen, Mission.

Connections at Deming. S. P. R. R. of Mexico. Table with columns for SOUTH, 43-378, 1-378, NORTH. Includes stations like Deming, Tucson, Nogales, Hermosillo, Empalme, Guaymas, Ciudad Obregon, Navojos, San Blas, Cullacan, Mazatlan, Acaponeta, Tepic, Guadalajara.

Connection at San Antonio. Missouri Pacific Lines. Table with columns for SOUTH, 1, 7, 2, 8, NORTH. Includes stations like San Antonio, Laredo, Nuevo Laredo, Monterrey, San Luis Potosi, Mexico City.

Connections at El Paso. National Rys. of Mexico. Table with columns for SOUTH, 8, 7, NORTH. Includes stations like El Paso, Chihuahua, Torreon, Zacatecas, Irapuato, Guadalupe, Queretaro, Mexico.

Connections at Merced. Via Yosemite Transportation Co. Table with columns for EAST, 60, 61, 1, WEST. Includes stations like San Francisco, Oakland, Richmond, Merced (S. F. Sta.), Los Angeles, Bakersfield, Fresno, Merced (S. F. Sta.), Edendale, Merced Falls, Bagby, El Portal, Yosemite.

Reference Notes. Reference Marks shown below apply to this page only and are not shown on pages 8 and 9. Daily. † Daily except Sunday. ‡ Flag stop. @ Monday, Wednesday, Friday. @ Sunday, Wednesday, Friday. @ Monday, Thursday, Saturday. @ Sunday, Tuesday, Friday. @ Sunday, Tuesday, Thursday, Saturday. @ Monday, Wednesday, Saturday. @ Motor Coach. @ S.F. Trailways Motor Coach between Los Angeles and Bakersfield.

MISCELLANEOUS INFORMATION

NOT RESPONSIBLE. The Atchison, Topeka & Santa Fe Railway System will not be responsible for errors in these time tables, nor for inconvenience or damage resulting from delayed trains, or failure to make connections. Schedules herein are subject to change without notice.

BUY TICKETS before boarding trains. ONLY ONE COUPON required for passage between any two points on Santa Fe System Lines. Coupon should read for account of "Santa Fe Lines."

PREPAID TICKETS. Tickets can be furnished anywhere on order and deposit given to your Santa Fe agent. Ask for information as to delivery of tickets at any point in the United States by placing order and making deposit at destination. Berth and cash for incidentals included if desired.

This service is attractive and extensively used for transportation of elderly people, invalids, students, and wherever it is desirable to make payment to any Santa Fe agent or representative for ticket and reservations to be delivered to passengers anywhere.

CHAIR CARS. No extra charge is made for occupancy of seat in chair cars, except that an extra fare is charged on El Capitan, trains 21 and 22. An extra charge is made in parlor cars on all trains so equipped.

CHILDREN under 5 years of age, when accompanied by parent or guardian, will be carried free. Children 5 years and under 12 years, one-half fare. Children 12 years of age or over, full fare.

ADJUSTMENT OF FARES. In cases of dispute with conductors or agents, pay the fare required, take receipt and communicate with the General Passenger Agent.

REDEMPTION OF TICKETS. Tickets unused, or partly used, will be redeemed under tariff regulations at proper value.

STOP-OVERS. First-class One-way Intermediate Class (One-way Tourist) and One-way Coach tickets have a transit limit of thirty days and stop-overs are allowed at all points en route within that limit. All Round-trip tickets allow liberal stop-overs within final return limit.

BAGGAGE. (a) 150 pounds of baggage, not exceeding \$100.00 in value, will be checked free on each adult full fare one way or round trip first class, intermediate or coach ticket, and 75 pounds not exceeding \$50.00 in value, on each child's half fare ticket except that intrastate in California limitations on free value allowance are—trunk \$100., valise, suitcase or traveling bag \$50., and box, bundle or package \$10. A charge of only \$1.00 is made for each \$100 declared valuation in excess of free allowance.

(b) Between Lamy and Santa Fe, via Hunter Clarkson, Inc. Free allowance 150 pounds on each adult ticket and 75 pounds on each child's half ticket will be granted, same as in effect via rail lines on first class tickets. Charge for any additional weight \$1.4 per 100 pounds or fraction thereof.

CORPSE. Baggage car space is not available and corpses will not be handled on El Capitan Nos. 21 and 22, nor on The Kansas Cityan No. 11 and The Chicagoan No. 12.

BAGGAGE STORAGE CHARGES accruing at any Santa Fe station, account Grand Canyon, Carlsbad Caverns (from Clovis), Boulder Dam (from Kingman), and Yosemite Park side trips will be waived for actual time consumed in making side trip on presentation of certificate from agent at Grand Canyon, Santa Fe, N. M., Carlsbad, N. M., etc., showing passenger has made side trip.

HAND BAGGAGE IN PULLMANS is restricted to what can be conveniently placed in berth or seat occupied by passenger.

AIR-CONDITIONED TRAINS. All regular cars on most Santa Fe main line trains are shown in this timetable folder and every effort is made to provide such cars as specified. However, the Santa Fe reserves the right to use non-air-conditioned cars on these trains when operating necessities demand they be used.

BABY CARRIAGES, BICYCLES (not motorcycles), COTS, GOLF BAGS, GUNS, STRETCHERS, AND WHEEL OR INVALID CHAIRS will be checked and included in free allowance subject to tariff regulations.

INVALIDS OR DISABLED PERSONS IN WHEEL CHAIR OR ON COT OR STRETCHER. Passenger occupying wheel or invalid chair, or cot or stretcher, will not be carried in chair car, Pullman sleeping or parlor car, or baggage car. Such passengers may travel in regular passenger accommodations if accompanied by attendant holding transportation who will take care of them enroute, also entering and leaving train. Wheel chair, cot or stretcher will be handled in baggage car and included in weight and value of passengers' baggage allowance.

DOGS, CATS, ETC., will be transported in baggage cars subject to tariff regulations and charges. Passengers occupying private rooms (drawing rooms, compartments, bedrooms) of Pullman sleeping cars may take not exceeding two animals in any one room PROVIDED they are carried in and out of car in baskets or other containers. Dogs, cats, etc., WILL NOT be carried in any portion, including baggage car, of El Capitan Nos. 21 and 22 nor The Kansas Cityan No. 11 and The Chicagoan No. 12.

DRINKING CUPS. For the convenience of passengers free drinking cups provided in all cars.

LOST ARTICLES to be inquired for through General Baggage Agent, Topeka, Kans., Galveston, Tex., Amarillo, Tex., and Los Angeles, Cal., or nearest Ticket Agent. Articles lost in Pullman cars should be inquired for through local District Supt. of The Pullman Co. in Los Angeles, San Francisco, Denver, Chicago and other terminal points on System. Not responsible for unchecked articles left in stations or cars.

MIXED TRAINS. Carry both freight and passengers, and though run as nearly as possible on schedule time they are liable to be delayed. Baggage is carried only on such trains of this class as are provided with baggage cars, in the absence of which it will be accepted for shipment only on other passenger trains, or as freight in the usual manner.

PARCEL ROOMS. Parcel rooms will be found at the principal stations, where packages, hand baggage, etc., may be checked and cared for at a nominal charge.

STANDARDS OF TIME USED. Central Standard time is used on all divisions of the Santa Fe east of Dodge City and Scott City, Kan., and Clovis, N. M. West of these points and east of Seligman and Parker, Ariz., Mountain Standard time, which is one hour slower than Central Standard time is used. Beyond Seligman and Parker, Ariz., Pacific Standard time, which is two hours slower than Central Standard time is used.

TRAVELERS AID SOCIETIES. Representatives of Travelers Aid Societies are at many of the larger stations for purpose of relieving distress and assisting the unprotected. Those in need of such service should inquire of station force for representative of the Travelers Aid Society.

EXPRESS AND TELEGRAPH. Railway Express Agency Inc., also the Western Union Telegraph Co., operate along the Santa Fe. Wherever there is a station agent, you will find a telegraph office. Telegraph blanks supplied in sleeping cars and parlor cars. Besides transporting packages, etc., Railway Express Agency, Inc., money orders and travelers checks are issued.

TAX ON TRANSPORTATION. Federal tax of 15% on transportation of persons and state taxes have not been included in rail fares and sleeping or parlor car charges shown herein. Federal tax of 3% on transportation of property and state taxes have not been included in baggage charges shown herein.

Attendant and Transfer Service

Santa Fe trains at Chicago, Kansas City, St. Joseph, Pueblo, Colorado Springs, Denver, Ft. Worth, Phoenix, San Bernardino, Los Angeles, San Diego, San Francisco, Oakland, Wichita, Tulsa, Oklahoma City, Ft. Worth, Dallas, Houston, Galveston and El Paso are met by a corps of uniformed attendants, whose duty it is to assist passengers in reaching omnibuses or street cars, or direct them to the auto or taxi-cab service in the station. Also they will carry hand baggage. Wheel chairs are furnished for invalids, the aged, etc.

In general guides wear a blue uniform and red cap, distinguishing them from other employes. At Galveston, the uniform and caps are red. Details of transfer service follow:

Chicago, Ill.—Dearborn Station—A uniformed agent of the Parmelee Company will arrange for transfer of passengers and baggage to other stations or loop hotels or for the handling of baggage from Dearborn Station to any city address. The Yellow Cab Company provides taxicabs.

Passengers holding through tickets, may, on arrival in Chicago, deliver hand baggage to Parmelee Company Agent and receive claim check for baggage which will be transferred to parcel room of depot from which passenger will depart and may be claimed on presentation of identification check.

Charges for this service (on presentation of transfer coupon) is only 10c each for first three pieces and 35c for each additional piece over three which includes parcel room fee for first 24 hours.

Passengers holding through tickets together with their hand baggage will be transferred to other depots (without extra expense) upon surrender of transfer coupon

LOS ANGELES, CALIF.—Union Station—Yellow Cab Co. (passengers) Los Angeles Transfer Co. (baggage).

Transfer Between Union Station and Santa Fe Bus Terminal 6th and Main. Passengers holding thru tickets transferring from train to bus are given Yellow Cab transfer by conductor; from bus to train secure transfer check from dispatcher at Bus Terminal.

Transfer Between Union Station and Pacific Electric Stations. Passengers on thru tickets to Long Beach, San Pedro or Wilmington are given Yellow Cab transfer to P. E. Station 6th and Main by conductor; passengers on thru tickets to Santa Monica, Ocean Park, Venice or Sawtelle receive free baggage transfer only and must arrange for own transfer to Hill Street Subway Terminal.

Table with columns: Station, Taxicab or Transfer For Passengers, Transfer or Handling Of Baggage. Lists various stations and transfer services like Berkeley, Calif., Colorado Springs, Dallas, Tex., Denver, Colo., Ft. Worth, Tex., Fresno, Calif., Houston, Tex., Kansas City, Mo., Oakland, Calif., Oklahoma City, Pasadena, Calif., Phoenix, Ariz., Pueblo, Colo., St. Joseph, Mo., San Bernardino, Calif., San Diego, Calif., San Francisco, Calif., etc.

Where no transfer concerns are mentioned the traveling public will find the usual local taxicabs available for use. Persons patronizing the regularly authorized transfer facilities are assured of efficient service, courteous treatment and reasonable fares.

Label Your LUGGAGE



Your cooperation will help identify hand luggage aboard trains, on station platforms, in waiting rooms, and will facilitate forwarding your checked baggage if checks become lost. Ask your ticket agent for free identification sticker.

INDIAN MUSEUM ALBUQUERQUE, NEW MEXICO



Passengers stopping over in Albuquerque are invited to visit the Indian Museum adjacent to the station. In this Museum you will see one of the world's finest exhibits of native Indian arts and crafts.

WESTERN UNION Telegrams and Cables

Western Union telegrams and cablegrams are accepted at public telegraph stations along the Santa Fe.

Telegrams. Day Letters. Night Letters.

Full-rate Cables. Night Messages. Cable Letters. Preferred Rate Cables.

Money transferred by telegraph.

BUY U. S. SAVINGS ★ ★ BONDS ★ ★

TRAINS and VEHICLES Geared For Your Shipping Needs



Railway Express service is organized and administered to save time and effort. You can help the even flow of shipments by secure packing, clear addressing and an early start on their way.

RAILWAY EXPRESS
AGENCY INC.

TRANSFER SERVICE between trains IN CHICAGO

Your Parmelee transfer coupon—included as part of your through ticket—entitles you to transportation in Limousine Coaches from your incoming station to your outgoing station . . . or to any hotel or other destination in downtown Chicago.



Ask any Ticket Agent about
PARMELEE SERVICE

Rules for the Super Chief, Trains 17 and 18

Extra Fare of \$15.00 on THE SUPER CHIEF will be charged between Chicago or Kansas City and California points. Only first-class tickets will be honored. Proportionate extra fares will apply between other points at which the Super Chief stops to take on or discharge passengers. (See table of extra fares on page 65.)

On trains 17 and 18, THE SUPER CHIEF, no tickets will be honored except between Chicago and Kansas City and between Chicago or Kansas City and Los Angeles, Pasadena, San Bernardino or Barstow: Exception—when Pullman Conductor, or Agent at Terminal has unsold space at train time passengers will be accommodated to or from Albuquerque or La Junta. Trains 17 and 18 will also stop at Galesburg to receive or discharge passengers for or from Barstow, San Bernardino, Pasadena or Los Angeles. Time shown at other intermediate stations is for information only.

On trains 17 and 18 "special tickets" will not be honored. This includes Special Rate, Special, Employe, Charity, D. V. S., V. A. H., Blind and Attendant, Drivers' Tickets or Stock Contracts. Clergy tickets will not be honored.

Rules for the Chief, Trains 19 and 20

Extra Fare of \$10.00 on THE CHIEF will be charged between Chicago or Kansas City and California points. Only first-class tickets will be honored. Proportionate extra fares will apply between other points at which these trains stop to take on or discharge passengers. (See table of extra fares on page 65.)

On train 19, THE CHIEF, westbound advance reservations may be made from scheduled and conditional stops Hutchinson and east thereof to La Junta, Lamy, Albuquerque, Williams, Ash Fork, Barstow and beyond, also from La Junta, Lamy, Albuquerque and Williams to Barstow and scheduled stops beyond.

On train 20, THE CHIEF, eastbound, advance reservations may be made from scheduled and conditional stops Williams and west thereof to Williams, Albuquerque, Lamy, La Junta, Hutchinson and scheduled and conditional stops east thereof and from Albuquerque, Lamy and La Junta to scheduled stops Hutchinson and east.

Other travel may be carried only between intermediate points which are regular stops for these trains as indicated herein, provided Pullman conductor or agent at terminal has unsold Pullman space at train time which can be assigned to passenger through to destination.

On trains 19 and 20 "special tickets" will not be honored. This includes Special Rate, Special, Employe, Charity, D. V. S., V. A. H., Blind and Attendant, Drivers' Tickets or Stock Contracts. First class Clergy tickets between Hutchinson (and east) and stations in Arizona and California will be honored for continuous passage on payment of extra fare.

Rules for El Capitan, Trains 21 and 22

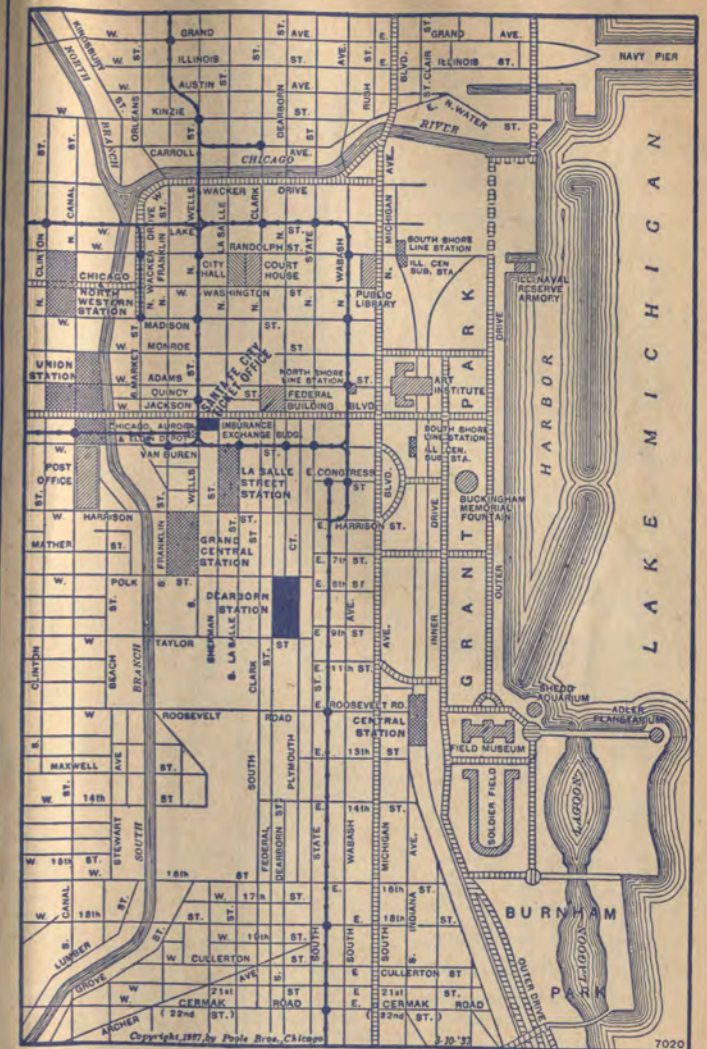
Extra Fare of \$5.00 on EL CAPITAN will be charged between Chicago and Los Angeles and \$3.75 between Kansas City and Los Angeles. Proportionate extra fares will apply between other points at which EL CAPITAN stops to take on or discharge passengers. (See table of extra fares on page 65.) These trains will carry coach passengers between all regular scheduled stops excepting locally in Arizona. Baggage car space not available for handling corpses on El Capitan. Dogs, cats and other pets WILL NOT be carried in any cars on these trains.

On trains 21 and 22 "special tickets" will not be honored. This includes Special Rate, Special (except Special Coach), Employe, Charity, D. V. S., V. A. H., Blind and Attendant, Drivers' Tickets or Stock Contracts. Clergy tickets will not be honored. Furlough fare tickets will not be honored.

Rules for the Kansas Cityan, Train 11 and the Chicagoan, Train 12 also for the Tulsan, Trains 211 and 212

All one-way and round trip tickets will be honored except as follows: Tickets endorsed Special Rate, Special (except Special Coach), Charity, Employe, D. V. S., V. A. H., or Blind and Attendant will not be honored on these trains. Drivers' or caretakers' tickets and Live Stock Contracts will not be honored.

Map of Chicago Business District



Chicago Passenger Stations and tenant railroad lines

- | | |
|---|--|
| <p>Dearborn Station
Polk and Dearborn Sts.</p> <p>Santa Fe.
Chicago & Eastern Illinois.
Chicago & Western Indiana.
Erie.
Grand Trunk.
Monon.
Wabash.</p> <p>C. & N. W. Terminal
Madison and Canal Sts.
1 and 2/10 miles from Dearborn Station.
Chicago & North Western.</p> <p>Grand Central Station
Harrison and Wells Sts.
3/10 mile from Dearborn Station.
Baltimore & Ohio.
Chicago Great Western.
Pere Marquette.
Soo Line.</p> | <p>Central Station
Roosevelt Road and Michigan Ave.
8/10 mile from Dearborn Station.
Big Four.
Illinois Central.
Michigan Central.</p> <p>La Salle St. Station
La Salle and Van Buren Sts.
1/2 mile from Dearborn Station.
New York Central.
Nickel Plate.
Rock Island.</p> <p>Union Passenger Station
Canal, Adams, Jackson and Clinton Sts.
1 mile from Dearborn Station.
Alton Road.
Burlington Route.
Chicago, Milwaukee, St. Paul & Pacific.
Pennsylvania Lines.</p> |
|---|--|

All Santa Fe passenger trains for Chicago arrive and depart from Dearborn Station, corner Polk and Dearborn streets. Two blocks north of Dearborn Station, within easy walking distance, is a regular station of the Elevated Ry. Loop Line.

EAST-WEST ROUND TRIP FARES

(Federal tax 15% not included)

CALIFORNIA

FROM	TO			SAN FRANCISCO			SAN FRANCISCO		
	San Francisco, Oakland, Santa Barbara, Los Angeles, Long Beach, Ocean Park, San Diego, Santa Monica and San Pedro			One-way via Portland or Seattle			One-way via Vancouver and Canadian Rockies		
	First-Class	Intermediate Class	Coach	First-Class	Intermediate Class	Coach	First-Class	Intermediate Class	Coach
CHICAGO	\$99.35	\$81.40	\$71.50	\$99.36	\$81.40	\$71.50	\$104.86	\$86.90	\$77.00
ST. LOUIS	94.20	77.15	67.80	99.36	81.40	71.55	104.86	86.90	77.05
KANSAS CITY—ST. JOSEPH	83.20	68.15	59.85	92.40	76.38	68.07	103.05	86.45	77.00
MINNEAPOLIS-ST. PAUL	93.35	81.40	71.50	99.36	81.40	71.50	104.86	86.90	77.00
OMAHA-COUNCIL BLUFFS	83.20	68.15	59.85	92.40	76.38	68.07	103.05	86.45	77.00
NEW ORLEANS	98.20	80.65	70.85	120.74	96.78	86.93	126.24	102.28	92.43
GALVESTON	82.25	68.90	60.80	106.44	87.30	76.95	115.90	98.25	87.25
HOUSTON	79.75	66.75	58.65	104.00	85.15	74.83	113.45	96.09	85.13
DALLAS	75.15	63.40	55.65	104.00	85.15	74.83	113.45	96.09	85.13
FT. WORTH	73.55	61.95	53.65	104.00	85.15	74.83	113.45	96.09	85.13
AMARILLO	65.15	52.55	44.85	96.75	77.60	70.03	113.88	96.03	85.09
OKLAHOMA CITY	78.90	64.76	59.85	98.99	80.77	72.47	109.61	90.80	82.50
DENVER, COLORADO SPRINGS, PUEBLO	66.45	54.40	47.85	84.05	69.50	62.08	112.39	91.40	82.85

ARIZONA

FROM	TO			Grand Canyon	Kingman			Flagstaff	Winslow
	First-Class	Intermediate	Coach		First-Class	Intermediate	Coach		
CHICAGO	\$91.00	\$76.45	\$67.10	\$90.30	\$84.80	\$66.85	\$60.50	\$83.10	\$80.20
ST. LOUIS	82.10	72.20	63.40	81.10	79.65	62.60	56.80	73.95	70.95
KANSAS CITY	68.30	61.45	54.70	67.55	68.65	53.60	48.85	60.35	57.45
MINNEAPOLIS-ST. PAUL	92.00	76.45	67.10	88.45	84.80	66.85	60.50	81.25	78.35
OMAHA	75.75	63.20	55.45	71.60	68.65	53.60	48.85	64.45	61.50
NEW ORLEANS	79.40	71.45	64.00	83.65	83.70	66.10	59.85	76.50	73.55
GALVESTON	68.15	61.40	54.65	69.55	67.75	54.35	49.80	62.35	59.40
HOUSTON	65.75	59.20	52.65	67.10	65.25	52.20	47.65	59.90	57.00
DALLAS	56.60	50.95	45.35	58.55	59.35	48.85	47.55	51.35	48.45
FT. WORTH	55.00	49.15	44.10	58.55	57.75	47.45	46.30	51.35	48.45
AMARILLO	43.65	39.30	35.00	40.55	42.00	37.80	33.65	33.40	30.45
OKLAHOMA CITY	57.40	51.65	46.00	55.10	56.55	50.25	45.65	47.95	45.00
DENVER	52.15	47.00	41.80	48.00	50.85	39.90	36.85	40.80	37.90

COLORADO

FROM	TO			NEW MEXICO					
	Denver First-Class	Gallup First-Class	Albuquerque First-Class	Santa Fe First-Class	Lamy First-Class	Las Vegas First-Class	Roswell First-Class	Carlsbad First-Class	
CHICAGO	\$51.30	\$73.80	\$66.75	\$65.10	\$63.45	\$60.20	\$60.75	\$64.50	
ST. LOUIS	45.10	64.85	57.80	58.15	54.50	51.30	51.10	54.80	
KANSAS CITY	31.30	51.10	44.00	42.35	40.70	37.50	38.00	41.75	
ST. PAUL	47.70	72.00	64.90	63.25	61.60	58.40	61.85	65.55	
OMAHA	31.30	55.20	48.10	46.40	44.75	41.55	45.75	49.50	
NEW ORLEANS	64.95	67.25	61.65	66.60	64.95	61.50	63.65	67.40	
GALVESTON	54.15	53.10	47.50	52.50	50.85	47.40	49.50	53.25	
HOUSTON	51.75	50.65	45.05	50.05	48.40	45.00	47.10	50.85	
DALLAS	41.25	42.10	36.50	41.50	39.85	38.10	37.05	40.80	
FT. WORTH	39.70	42.10	36.50	41.50	39.85	38.10	37.05	40.80	
AMARILLO	42.15	24.15	18.50	23.50	21.85	25.05	10.55	14.25	
OKLAHOMA CITY	35.40	38.70	40.90	39.20	37.55	34.35	25.10	28.80	
DENVER	31.55	31.55	23.65	22.00	20.35	17.10	34.35	38.05	

OKLAHOMA

FROM	TO			TEXAS						
	Tulsa First-Class	Oklahoma City First-Class	Amarillo First-Class	El Paso First-Class	Ft. Worth First-Class	Houston First-Class	Galveston First-Class	San Antonio First-Class	Corpus Christi First-Class	Brownsville First-Class
CHICAGO	\$35.00	\$39.75	\$50.25	\$69.45	\$47.25	\$54.90	\$57.30	\$60.25	\$66.50	\$73.30
ST. LOUIS	23.40	28.20	40.60	60.50	35.80	47.55	49.95	49.55	56.95	63.60
KANSAS CITY	12.25	17.00	27.50	46.70	24.55	36.00	38.45	38.30	45.70	52.35
ST. PAUL	36.10	40.80	51.35	70.50	48.35	59.85	62.30	62.10	69.50	76.20
OMAHA	22.10	26.50	35.25	54.20	34.35	45.90	48.30	48.15	55.55	62.20
DENVER	37.35	35.40	42.15	36.15	39.70	51.75	54.15	53.45	60.85	67.50

FROM	TO		CHICAGO and		KANSAS CITY and		OKLAHOMA CITY and	
	First Class	Coach	First Class	Coach	First Class	Coach	First Class	Coach
Albuquerque (Intermediate \$60.10)	\$66.75	\$53.45	\$39.75	\$31.80	\$9.20	\$7.40	\$17.00	\$13.60
Amarillo	50.25	40.20	26.05	20.85	3.30	2.65	12.25	9.85
Denver	51.30	41.05	35.00	28.00	10.55	8.45	11.75	9.45
Ft. Worth-Dallas	47.25	37.80	33.30	26.65	17.00	13.60	35.40	28.35
Galveston	57.30	46.10	27.50	22.00	10.20	8.15	24.65	19.80
Houston	54.90	44.15	27.50	22.00	22.25	17.85	22.25	17.85
Kansas City	22.75	18.20	31.30	25.10	9.90	7.95	9.90	7.95
Kansas City—Return via St. Louis	25.05	20.05	24.55	19.65	8.55	6.85	8.55	6.85
Kansas City—Return via Omaha	32.30	25.33	38.45	30.85				
Lamy	63.45	50.75	36.00	28.90				
Newton	31.95	25.55	40.70	32.55				

DATES OF SALE: Tickets on sale daily. **RETURN LIMIT:** Three months. **NOTE:** * Fare to Los Angeles and San Diego; fare to San Francisco slightly higher. † Via Amarillo—Fare via Albuquerque to Roswell, \$42.40; Carlsbad, \$46.10. ‡ Coach class Williams-Grand Canyon, rail tickets honored on Motor Coach. § Via Albuquerque. ¶ To Ft. Worth.

Low round-trip Coach Fares also on sale to and from Colorado, New Mexico, Oklahoma and Texas. First class tickets will be honored in standard Pullman sleepers and intermediate class tickets in tourist sleepers upon payment of the Pullman rate for the accommodations occupied. Coach tickets will be honored in coaches or chair cars only. STOPOVERS are allowed at all points enroute within limit of tickets.

RAILROAD AND PULLMAN FARES

For Explanation of Reference Notes see page 64. (Federal tax 15% not included).

BETWEEN	RAIL FARES					PULLMAN RATES					BETWEEN	RAIL FARES					PULLMAN RATES						
	One-Way First-Class	One-Way Tourist	One-Way Coach	STAND-ARD Lower Berth	TOUR-IST Lower Berth	One-Way First-Class	One-Way Tourist	One-Way Coach	STAND-ARD Lower Berth	TOUR-IST Lower Berth		One-Way First-Class	One-Way Tourist	One-Way Coach	STAND-ARD Lower Berth	TOUR-IST Lower Berth	One-Way First-Class	One-Way Tourist	One-Way Coach	STAND-ARD Lower Berth	TOUR-IST Lower Berth		
	Albuquerque and El Paso	\$ 8.35	\$ 6.27	\$ 5.58	\$ 2.95	\$ 5.65	Dallas and Denver	\$27.48	\$18.33	\$6.95		\$ 8.50	Kans. City and—Cont.	\$17.86	\$11.91	\$4.95	\$3.30	La Junta	\$27.13	\$22.00	\$18.08	\$ 7.85	\$ 5.25
Los Angeles	29.30	21.98	18.00	8.45	5.65	Los Angeles (via Sweetwater)	48.32	36.25	30.64	12.75	8.50	Lamy	27.13	22.00	18.08	7.85	Las Vegas	24.97	22.00	16.65	6.95	4.65	
Phoenix	19.01	14.26	12.68	5.80	2.95	Los Angeles (via Newton)	56.31	42.24	32.94	13.90	Los Angeles (via Grand Canyon)	63.53	49.03	39.05	Los Angeles (via Carlsbad)	61.03	46.53	36.55	12.55	
San Francisco	39.32	29.48	25.19	9.25	6.20	Amarillo and Los Angeles (via Grand Canyon)	45.57	435.56	431.07	Newton	6.12	4.09	2.95	2.00	Norman	11.90	7.96	3.50
Williams	12.57	9.44	8.41	4.35	2.95	San Diego	41.67	31.26	25.67	11.55	7.70	Oklahoma City	11.31	7.55	3.20	Phoenix	45.49	34.12	30.35	12.75	8.15
Los Angeles	40.07	30.06	25.57	11.00	7.40	San Francisco	50.12	37.59	28.99	12.20	8.15	Prescott	43.99	33.00	29.35	12.20	8.15	Pueblo	43.99	13.07	4.95	3.30
Los Angeles (via Grand Canyon)	445.57	435.56	431.07	Williams	23.35	17.53	15.60	6.40	4.30	San Francisco or San Diego (via Grand Canyon)	58.03	43.53	33.55	15.35	10.25	San Francisco (via Grand Canyon)	63.53	49.03	39.05
San Diego	41.67	31.26	25.67	11.55	7.70	Ash Fork and Phoenix	6.40	4.80	4.28	2.65	Sweetwater	21.24	14.17	7.55	Tulsa	8.15	5.45	2.95
San Francisco	50.12	37.59	28.99	12.20	8.15	Bakersfield and San Francisco	10.01	7.51	6.68	2.95	2.00	Williams	41.34	31.01	27.59	12.20	8.15	Williams (via Carlsbad)	44.34	34.01	30.59	10.30
Williams	23.35	17.53	15.60	6.40	4.30	Belen and Grand Canyon	416.19	413.20	412.21	Williams (via Carlsbad)	44.34	34.01	30.59	10.30	Wichita	7.02	4.69	2.95	2.00
Los Angeles	48.72	21.56	18.00	8.45	5.65	Los Angeles (via Grand Canyon)	434.22	427.06	423.50	Williams	41.34	31.01	27.59	12.20	8.15	Winfield	8.29	5.53	2.95
Los Angeles (via Grand Canyon)	434.22	427.06	423.50	Carlsbad and Belen	13.98	10.49	9.33	2.75	Williams (via Carlsbad)	41.34	31.01	27.59	12.20	8.15	Winslow	38.28	28.71	25.56	11.00	7.40
Los Angeles (via Grand Canyon)	434.22	427.06	423.50	Los Angeles	38.09	28.58	24.69	6.95	Dodge City and Colorado Springs	10.33	6.90	2.95	Kiowa and Los Angeles	48.16	36.12	30.64	13.05	8.70
Los Angeles (via Grand Canyon)	434.22	427.06	423.50	San Francisco	51.25	38.45	33.04	7.95	Denver	12.75	8.50	2.95	Los Angeles (via Carlsbad)	51.16	39.12	33.64	10.80
Los Angeles (via Grand Canyon)	434.22	427.06	423.50	Williams	25.99	19.50	17.36	4.65	Los Angeles (via Grand Canyon)	51.74	38.81	29.67	13.35	8.95	San Diego	49.75	37.32	30.64	13.60	9.10
Chicago and Albuquerque	44.50	33.37	29.67	11.90	7.95	Los Angeles	47.45	35.60	29.67	12.75	8.50	San Francisco	60.65	45.49	34.65	14.75	9.85	San Francisco	57.30	42.98	33.37	13.90	9.25
Amarillo	33.48	33.37	22.33	9.25	6.20	Chicago and Albuquerque	44.50	33.37	29.67	11.90	7.95	Williams	14.80	11.10	9.87								

RAILROAD AND PULLMAN FARES

RAIL FARES in effect March 31, 1946. PULLMAN RATES quoted by Pullman Co., March 31, 1946. Subject to change without notice. (Federal tax 15% not included).

RAIL FARES					PULLMAN RATES						
BETWEEN	One-Way First-Class	One-Way Tourist	One-Way Coach	STAND-ARD Lower Berth	TOUR-IST Lower Berth	BETWEEN	One-Way First-Class	One-Way Tourist	One-Way Coach	STAND-ARD Lower Berth	TOUR-IST Lower Berth
Newton and						St. Louis and—Cont'd					
Amarillo	\$12.29		\$8.20	\$4.35	\$2.95	Los Angeles, San Diego or San Francisco	\$67.11	\$50.34	\$39.69	\$17.35	
Colorado Springs	15.39		10.26	4.35		Topeka and					
Dallas	14.12		9.48	3.50		Wichita	5.10		3.41	\$2.35	
Denver	17.48		11.66	4.35		Trinidad and					
Ft. Worth	13.08		8.72	3.50		Los Angeles	38.06	28.55	23.85	10.40	\$6.95
Los Angeles	51.95	\$38.97	32.54	13.90	9.25	San Francisco	45.05	33.79	25.19	11.90	7.95
Los Angeles (via Grand Canyon)	457.45	444.47	438.04			Tulsa and					
Los Angeles (via Carlsbad)	54.95	41.97	35.54		11.55	Colorado Springs	22.86		15.25	6.40	
Oklahoma City	6.57		4.39	2.95		Denver	24.89		16.60	6.40	
San Francisco	56.80	42.60	33.03	13.90	9.25	Waynoka and					
Wichita	.90		.61			Los Angeles	46.88	35.17	30.11	12.75	8.50
Oklahoma City and						Los Angeles (via Grand Canyon)	452.38	440.67	435.61		
Colorado Springs	21.55		14.37	6.40		San Francisco	56.93	42.70	33.53	13.90	9.25
Dallas	7.81		5.23	2.95		Wellington and					
Ft. Worth	6.77		4.52	2.95		Amarillo	10.32		6.89	2.95	2.00
Galveston	16.43		10.98	4.35		Clovis	13.75		9.17	4.35	2.95
Grand Canyon	437.23	428.99	426.44			Wichita and					
Los Angeles	49.23	36.93	30.64	13.90		Amarillo	11.46		7.65	3.50	2.35
Los Angeles (via Grand Canyon)	454.73	442.43	436.14			Carlsbad	20.96		13.97		4.65
San Diego	50.81	38.12	30.64	14.75		Colorado Springs	15.88		10.59	4.35	
San Francisco	59.27	44.45	33.38	14.75		Denver	17.92		11.96	4.35	
Phoenix and						Clovis	14.89		9.93	4.95	3.30
Los Angeles (via Parker)	14.04	10.53	9.37	4.10		Dallas	13.22		8.82	3.50	
San Francisco (via Ash Fork or Parker)	26.18	19.64	17.46	6.95		Ft. Worth	12.18		8.12	3.50	
Pueblo and						Los Angeles (via Newton)	51.95	38.97	32.80	13.90	9.25
Albuquerque	11.85	8.89	7.91	4.95	3.30	Los Angeles (via Texico)	51.54	38.65	32.80	13.90	9.25
El Paso	20.20	15.15	13.46	6.95		Los Angeles (via Carlsbad)	54.54	41.65	35.80		11.55
Los Angeles	41.14	30.86	25.19	11.90	7.95	Los Angeles (via Texico-Grand Canyon)	457.04	444.15	438.30		
Los Angeles (via Grand Canyon)	446.64	436.36	430.69			San Francisco	57.30	42.98	33.37	13.90	9.25
San Francisco	45.05	33.79	25.19	11.90	7.95	Williams	34.81	26.13	23.24	10.40	6.95
St. Louis and						Winslow and					
Colorado Springs	29.73		19.83	7.85		Grand Canyon	7.25	6.49	6.24		
Denver	30.06		20.05	7.85		Woodward and					
Hutchinson	16.39		10.93	4.65		Los Angeles	45.69	34.28	29.33	12.20	8.15
La Junta	27.06		18.05	6.95		Los Angeles (via Grand Canyon)	451.19	439.78	434.83		
Phoenix	54.68	41.02	36.49	14.50		San Diego	47.28	35.46	29.33	13.05	8.70
						San Francisco	55.74	41.81	32.75	13.60	9.10

Seat Rates in Santa Fe Parlor Cars Between

Chicago—Kansas City, Mo.	\$2.20
Chicago—Independence, Kans.	3.10
Chicago—Bartlesville, Okla.	3.30
Chicago—Tulsa, Okla.	3.60
Kansas City—Independence, Kans.	.90
Kansas City—Bartlesville, Okla.	1.10
Kansas City—Tulsa, Okla.	1.40
Los Angeles—San Diego, Cal.	.55
Oakland—Fresno, Cal.	.85
Oakland—Bakersfield, Cal.	1.10
Oakland—Barstow, Cal.	1.40

Pullman Notes:
 * In through car stopping at Carlsbad from morning to evening. For longer stopover use rates to and from Carlsbad.
 ♦ Applies to or from Ash Fork only.
 ▲ Applies to or from La Junta only.
 Drawing-room has full section single lower berth and toilet annex. Compartment has full section and toilet conveniences.
 Double Bedroom has lower bed, an upper berth and toilet conveniences.
 Roomette is small private room for one passenger's use, approximately same space as a section with folding wall bed and toilet facilities.
 Rate for two connecting bedrooms (door or sliding partition) occupied by two or more passengers on one Pullman ticket is same as drawing-room rate for two or more.
 Tourist Cars have lower berth and upper berth accommodations.

Rail Notes:
 * Motor Coach service Williams—Grand Canyon, rail tickets honored. Sidetrip charges included in thru fares are coach class.

Minimum Rail and Pullman Ticket Requirements
 Minimum of one and one-tenth adult rail tickets required for exclusive occupancy of compartment, and one and one-quarter adult rail tickets for exclusive occupancy of drawing-room (Berth Service); fractional extra fare tickets also required on Super Chief and Chief. Charges for fractional tickets are based on one-way first-class fares. Only one railroad ticket is required for occupancy of a roomette alone, or bedroom (Berth Service).

SIDE-TRIPS
DENVER, COLORADO SPRINGS OR PUEBLO. Tickets between Dodge City, Kans. and east and Los Angeles or Bakersfield, Cal. and beyond via Santa Fe Lines via La Junta and Ash Fork may include sidetrip La Junta to Denver, Colorado Springs or Pueblo without charge. Sidetrip coupons can be included at time of purchase or obtained at Santa Fe ticket offices enroute. In connection with all other tickets passengers may purchase three months limit side-trip tickets from La Junta at: FIRST CLASS Denver \$9.20, Colorado Springs \$5.45, Pueblo \$3.25; COACH Denver \$7.35, Colorado Springs \$4.40, Pueblo \$2.60.
CALIFORNIA BEACH POINTS. Sidetrips are available from Los Angeles to Long Beach, Ocean Park, San Pedro, Santa Monica, and Wilmington, Calif., in connection with round trip trans-continental tickets without additional charge.
CARLSBAD, N. M. (For Carlsbad Caverns National Park.) Sidetrip \$3.00 from Clovis, N. M. to Carlsbad in connection with round trip tickets via Santa Fe Lines between Amarillo or Sweetwater, Tex., and Belen, N. M., or one-way tickets between Amarillo or Sweetwater and Winslow, Ariz. Round-trip bus fare Carlsbad to Caverns \$2.25, National Park entrance and guide fee \$1.50 adults, 50 cents children 12 to 16 years inclusive; charge includes taxes and elevator service in either or both directions. Lunch 50 cents. No charge for elevator service for children under 12 years.
GRAND CANYON, ARIZ. (Grand Canyon National Park.) Sidetrip \$7.50 first Subject to change

class, or \$5.50 intermediate class or coach, from Williams, Arizona to Grand Canyon and return may be included in any class of rail ticket routed to or via Williams. Rail side-trip tickets are honored on Motor Coach between Williams and Grand Canyon. PASSENGERS SHOULD PURCHASE \$5.50 SIDETRIP DURING PRESENT SUSPENSION OF TRAIN SERVICE. Sidetrip coupons may be included at time of purchase or enroute upon presentation of through ticket.
PHOENIX, ARIZ. (Optional Route) One-way or round-trip tickets reading from or via Albuquerque or Belen, N. M., to Barstow, Calif., or points beyond, or vice versa, will be honored via Ash Fork to Prescott or Phoenix and return; or via Ash Fork, Prescott or Phoenix, Parker and Cadiz, Calif., without additional charge.
SAN DIEGO, CALIF. Sidetrip Los Angeles to San Diego and return, or route via San Diego, is available on all classes of round trip trans-continental tickets without additional charge.
SANTA FE, N. M. Lamy to Santa Fe and return, via Hunter Clarkson Inc. Motor Service, \$1.65.
BOULDER CITY, NEV. (Boulder Dam.) Kingman to Boulder City and return \$4.50.
YOSEMITE VALLEY, CALIF. (Yosemite National Park.) Merced to Yosemite Valley and return, \$9.00.
 Federal tax 15% not included

SLEEPING CAR ROOM AND UPPER BERTH RATES

DRAWING ROOM... COMPARTMENT... BEDROOM... ROOMETTE... UPPER BERTH RATES Are Shown Opposite Lower Berth Rates. (Federal Tax 15% not included).

STANDARD CAR										TOURIST CAR		STANDARD CAR										TOURIST CAR					
Where Lower Berths	RATE WILL BE										Where Lower Berths	RATE WILL BE Upper Berth	Where Lower Berths	RATE WILL BE										Where Lower Berths	RATE WILL BE Upper Berth		
	Upper Berth	ROOM-ETTE		BEDROOM		COMP.		DR. ROOM		Upper Berth				Upper Berth	Upper Berth	ROOM-ETTE		BEDROOM		COMP.		DR. ROOM				Upper Berth	Upper Berth
		One Pass.	One Pass.	Two or More	One Pass.	Two or More	One Pass.	Two or More	One Pass.							Two or More	One Pass.	One Pass.	One Pass.	Two or More	One Pass.	Two or More	One Pass.				
\$2.35	\$1.80	\$3.50	\$4.20	\$4.65	\$4.65	\$6.95	\$5.80	\$8.10	\$1.55	\$1.25	11.00	8.40	15.40	19.80	21.95	21.95	31.20	27.45	39.30	7.40	5.65						
2.65	2.00	3.80	4.75	5.25	5.25	7.55	6.70	9.25	1.80	1.35	11.30	8.60	15.80	20.30	22.55	22.55	31.80	28.35	40.45	7.55	5.75						
2.95	2.20	4.10	5.25	5.80	5.80	8.10	7.30	10.40	2.00	1.50	11.55	8.80	16.20	20.80	23.10	23.10	32.35	28.90	40.45	7.70	5.90						
3.20	2.45	4.50	5.75	6.40	6.40	9.25	8.10	11.55	2.15	1.65	11.90	9.05	16.65	21.35	23.75	23.75	33.50	29.80	41.60	7.95	6.05						
3.50	2.65	4.90	6.30	6.95	6.95	9.85	8.70	12.75	2.35	1.80	12.20	9.25	17.00	21.85	24.30	24.30	34.10	30.40	42.75	8.15	6.20						
3.80	2.90	5.30	6.80	7.55	7.55	11.00	9.60	13.90	2.55	1.95	12.45	9.50	17.45	22.40	24.90	24.90	35.30	31.20	43.90	8.35	6.35						
4.10	3.10	5.70	7.35	8.10	8.10	11.55	10.15	15.05	2.75	2.10	12.75	9.70	17.85	22.90	25.45	25.45	35.85	31.80	45.05	8.50	6.50						
4.35	3.30	6.15	7.85	8.70	8.70	12.20	11.00	16.20	2.95	2.20	13.05	9.90	18.25	23.45	26.05	26.05	36.45	32.70	46.20	8.70	6.60						
4.65	3.55	6.50	8.40	9.25	9.25	13.35	11.55	16.20	3.10	2.40	13.35	10.15	18.65	23.95	26.60	26.60	37.60	33.25	47.40	8.95	6.80						
4.95	3.75	6.90	8.90	9.85	9.85	13.90	12.45	17.35	3.30	2.55	13.60	10.35	19.05	24.50	27.20	27.20	38.15	34.10	48.55	9.10	6.95						
5.25	4.00	7.35	9.45	10.40	10.40	15.05	13.05	18.50	3.55	2.65	13.90	10.60	19.45	25.00	27.75	27.75	39.30	34.65	48.55	9.25	7.05						
5.50	4.20	7.70	9.90	11.00	11.00	15.65	13.90	19.65	3.70	2.85	14.20	10.80	19.90	25.55	28.35	28.35	39.90	35.55	49.70	9.50	7.25						
5.80	4.40	8.10	10.40	11.55	11.55	16.20	14.50	20.80	3.85	3.00	14.50	11.00	20.25	26.05	28.90	28.90	40.45	36.15	50.85	9.70	7.40						
6.15	4.65	8.55	10.95	12.20	12.20	17.35	15.35	21.95	4.10	3.10	14.75	11.25	20.65	26.55	29.50	29.50	41.60	37.00	52.00	9.85	7.50						
6.40	4.85	8.95	11.45	12.75	12.75	17.95	15.90	23.10	4.30	3.25	15.05	11.45	21.10	27.10	30.05	30.05	42.20	37.60	53.15	10.05	7.65						
6.70	5.10	9.35	12.00	13.35	13.35	19.10	16.80	24.30	4.50	3.45	15.35	11.70	21.45	27.60	30.65	30.65	43.35	38.45	54.30	10.25	7.85						
6.95	5.30	9.75	12.50	13.90	13.90	19.65	17.35	24.30	4.65	3.55	15.65	11.90	21.85	28.15	31.20	31.20	43.90	39.00	55.45	10.45	7.95						
7.30	5.50	10.15	13.05	14.50	14.50	20.25	18.25	25.45	4.85	3.70	15.90	12.10	22.30	28.60	31.80	31.80	44.50	39.90	56.60	10.65	8.10						
7.55	5.75	10.60	13.55	15.05	15.05	21.40	18.85	26.60	5.10	3.85	16.20	12.35	22.70	29.15	32.35	32.35	45.65	40.45	56.60	10.80	8.25						
7.85	5.95	10.95	14.10	15.65	15.65	21.95	19.65	27.75	5.25	4.00	16.50	12.55	23.05	29.65	32.95	32.95	46.20	41.35	57.75	11.00	8.40						
8.10	6.20	11.35	14.60	16.20	16.20	23.10	20.25	28.90	5.40	4.15	16.80	12.80	23.50	30.20	33.50	33.50	47.40	41.95	58.95	11.25	8.55						
8.45	6.40	11.80	15.15	16.80	16.80	23.75	21.15	30.05	5.65	4.30	17.05	13.00	23.90	30.70	34.10	34.10	48.00	42.75	60.10	11.40	8.70						
8.70	6.60	12.20	15.65	17.35	17.35	24.30	21.70	31.20	5.85	4.40	17.35	13.20	24.30	31.20	34.65	34.65	48.55	43.35	61.25	11.55	8.80						
9.00	6.85	12.55	16.15	17.95	17.95	25.45	22.55	32.35	6.00	4.60	17.70	13.45	24.70	31.75	35.30	35.30	49.70	44.25	62.40	11.80	9.00						
9.25	7.05	13.00	16.70	18.50	18.50	26.05	23.10	32.35	6.20	4.75	17.95	13.65	25.10	32.25	35.85	35.85	50.30	44.80	63.55	12.00	9.15						
9.60	7.30																										

Passenger Traffic Department Officials

Chicago 4, Ill., Railway Exchange Bldg., 80 E. Jackson Blvd. T. B. GALLAHER, Passenger Traffic Manager. A. T. & S. F. Ry. System. J. R. MORIARTY, Assistant Passenger Traffic Manager. A. T. & S. F. Ry. System. GLENN EDDIE, Assistant Passenger Traffic Manager. A. T. & S. F. Ry. System. GEO. GILMAN, Assistant Passenger Traffic Manager. A. T. & S. F. Ry. System. ARTHUR A. DAILEY, General Advertising Manager. A. T. & S. F. Ry. System. Los Angeles 14, Calif., Santa Fe Bldg., 121 E. 6th St. C. C. THOMPSON, General Passenger Agent. A. T. & S. F. Ry.—Coast Lines. ROSS E. CHAPPELL, Assistant General Passenger Agent. A. T. & S. F. Ry.—Coast Lines. San Francisco 2, Calif., 235 Geary St. L. R. EVERETT, Assistant General Passenger Agent. A. T. & S. F. Ry.—Coast Lines. H. W. BECK, Special Passenger Agent. A. T. & S. F. Ry.—Coast Lines. Phoenix, Ariz., 149 N. Central Ave. T. H. MURRAY, General Freight and Passenger Agent. A. T. & S. F. Ry.—Coast Lines. Topeka, Kan., A. T. & S. F. General Office Bldg. R. T. ANDERSON, General Passenger Agent. A. T. & S. F. Ry. F. L. STURGES, Assistant General Passenger Agent. A. T. & S. F. Ry. S. CARLSON, Assistant General Passenger Agent. A. T. & S. F. Ry. L. R. BURES, Assistant General Passenger Agent. A. T. & S. F. Ry. Albuquerque, N. M., 314 S. First St. G. C. LYMAN, General Freight and Passenger Agent. P. & S. F. Ry. Galveston, Tex., General Office Bldg. A. C. ATER, General Passenger Agent. G. C. & S. F. Ry. W. W. WOOLFORD, Assistant General Passenger Agent. G. C. & S. F. Ry. Amarillo, Tex., General Office Bldg. H. C. VINCENT, Traffic Manager. P. & S. F. Ry. Agricultural Development and Industrial Departments H. M. BAINER, General Agricultural Agent. Amarillo, Texas. H. E. ADAMS, Agricultural Agent. Fresno, Cal. E. C. WHIPPLE, Agricultural Agent. Galveston, Texas. Fred A. Tipple, Assistant General Advertising Manager. A. T. & S. F. Ry. System. H. E. HUGHES, General Traveling Passenger Agent. A. T. & S. F. Ry. System. H. B. BAILEY, General Traveling Passenger Agent. A. T. & S. F. Ry. System. L. C. KEYS, Express and Mail Traffic Manager. A. T. & S. F. Ry. System. H. K. SINCLAIR, Assistant Express and Mail Traffic Manager. A. T. & S. F. Ry. System. R. D. TAYLOR, General Baggage, Express and Mail Agent. A. T. & S. F. Ry.—Coast Lines. R. E. MILLER, Asst. Gen. Baggage, Express and Mail Agent. A. T. & S. F. Ry.—Coast Lines. J. B. MOORE, General Baggage Agent. A. T. & S. F. Ry. H. A. BROOKS, Traveling Baggage Agent. A. T. & S. F. Ry. J. J. McNULTY, General Agent, Express and Mail. A. T. & S. F. Ry. (Kansas City, Mo.) C. M. WARFEL, Traveling Express and Mail Agent. (Kansas City, Mo.) P. E. TAYLOR, Industrial Agent. Topeka, Kans. L. J. LE ROY, Industrial Agent. Los Angeles, Cal. J. E. PLACE, Industrial Agent. San Francisco, Cal. K. F. BURNETT, Industrial Agent. Galveston, Texas.

Traffic Department Agencies

Albuquerque, N. M.—Phone 2-5291. JAS. P. WARREN, City Passenger Agent. J. V. STEWART, Traveling Freight Agent. G. E. MORGAN, Agent. Alhambra, Calif.—106 W. Main St., Phone ATlantic 2-3854. FRANK R. KELLEY, Passenger Agent. Amarillo, Texas—General Office Bldg., Phone 7231. E. KANCHER, Division Freight and Passenger Agent. PAUL H. WINSTEAD, Traveling Freight and Passenger Agent. —, Traveling Freight and Passenger Agent. City Ticket Office, Phone 6822 / R. F. GILL, Passenger Station, Phone 6822 / City Ticket Agent. Atchison, Kan.—Masonic Bldg., Phone 25. WALTER A. HOY, City Freight and Passenger Agent. Atlanta 3, Ga.—506 Rhodes-Haverty Bldg., Phone Jackson 7255-6. R. M. PIERPONT, General Agent. R. W. DIFFENDERFER, District Passenger Agent. BYRON A. WENKER, Traveling Freight and Passenger Agent. G. C. ALEXANDER, City Freight and Passenger Agent. Bakersfield, Calif.—Phone 5-5751. CHAS. L. HENRY, Traveling Passenger Agent. W. G. BAIN, Agent. Barstow, Calif.—Santa Fe Station. R. B. BROWN, Depot Passenger Agent. W. L. PRUNTY, Depot Passenger Agent. Beaumont, Texas—Hotel Beaumont Bldg., 643 Orleans St., Phone: Passenger 6131, Freight 6132. O. A. ERNEST, Division Freight and Passenger Agent. W. F. OXFORD, City Freight and Passenger Agent. Berkeley 4, Calif.—98 Shattuck Square, Phone BERkeley 2135. W. J. CLENDENIN, City Passenger Agent. Santa Fe Station, 1300 University Ave. Phone ASberry 8668, T. E. WILLIAMS, Agent. Boston 16, Mass.—Rooms 4 and 5 Little Bldg., 80 Boylston St., Phone Liberty 5323. (Passenger) HUBBARD 1290 (Freight). D. L. THORNBUURY, New England Traffic Manager. K. V. HENDERSON, District Passenger Agent. F. T. BURNS, Traveling Agent. H. S. RICHARDSON, Traveling Agent. N. D. CEDARFIELD, City Passenger Agent. E. H. HATFIELD, JR., City Ticket Agent. Brownwood, Texas—Santa Fe Station, Phone 3425. R. R. KINGTON, Ticket Agent. M. L. WILLIAMS, Traffic Representative (Camp Bowie), Phone 21, Station 736. Buffalo 2, N. Y.—1408 Liberty Bank Bldg., Phone Washington 5230. C. P. COLEMAN, General Agent. H. E. ALBERT, Traveling Passenger Agent. W. H. McEACHERN, Traveling Freight and Passenger Agent. F. X. SEVERTSEN, City Passenger Agent. Chanute, Kan.—Santa Fe Station, Phone 2580. R. E. McCORD, Division Freight Agent. Chicago 4, Ill.—179 W. Jackson Blvd., Phone HARRison 4900. W. A. FLEMING, General Agent, Passenger Department. C. E. GRAHAM, Division Passenger Agent. H. R. LANDES, City Ticket Agent. R. R. RICKSON, City Passenger Agent. GEORGE TALBOT, City Passenger Agent. M. O. STROM, Traveling Passenger Agent. MISS MILDRED HUGHES, Traveling Passenger Agent. Chicago 4, Ill.—90 E. Jackson Blvd. Reservation—Information Bureau. Phone Harrison 4900. T. N. THOMPSON, Manager. Chicago 5, Ill.—Dearborn Station. Phone HARRison 9830. W. G. MEYERS, Depot Passenger Agent. STANLEY KOCHAN, Depot Passenger Agent. G. S. HOWARD, Depot Passenger Agent. G. S. BENOLIEU, Depot Passenger Agent. DONALD W. DAVIS, Depot Passenger Agent. Chicago 4, Ill.—1450 Board of Trade Bldg., Phone HARRison 4900. H. A. TAYLOR, Division Freight Agent. Cincinnati 2, Ohio—701 Dixie Terminal Bldg., Phone Main 1724-1725. J. L. KLIPPEL, General Agent. W. G. GUSSE, District Passenger Agent. J. C. HAMILTON, Traveling Passenger Agent. H. C. JOHNSTON, City Passenger Agent. F. G. VORDENBERG, City Ticket Agent. Cleveland 14, Ohio—750 Union Commerce Bldg., Phone Cherry 0226. A. J. FISCHER, General Agent. L. C. WOOLSEY, District Passenger Agent. A. H. BUTTERWORTH, Traveling Passenger Agent. R. C. EWING, City Passenger Agent. R. A. GUSTAVSON, City Ticket Agent. Colorado Springs, Colo.—Santa Fe Station, Phone Main 1838-1839. W. M. GODFREY, Division Freight and Passenger Agent. Dallas 1, Texas—1315-21 Commerce St., Phone Central 8441. R. R. HUNLEY, Division Passenger Agent. M. L. TAYLOR, Traveling Passenger Agent. J. H. KUCERA, City Passenger Agent. J. D. WHITMAN, Division Freight Agent. Denver 2, Colo.—Kemark Hotel Bldg., 524 17th St., Phone Tabor 3211 (Freight and Passenger). GEO. F. SHERMAN, JR., Division Passenger Agent. C. A. HEINLEY, Traveling Passenger Agent. B. F. HYDE, Traveling Passenger Agent. J. PHIL WAINNER, City Passenger Agent. H. F. PUGH, Depot Passenger Agent. F. W. MYERS, Assistant General Freight Agent. Des Moines 9, Iowa—601 Equitable Bldg., Phone 4-7173 and 4-7174. D. M. SPANGLER, General Agent. C. S. STEVENS, Traveling Passenger Agent. C. W. SHEPPARD, City Freight and Passenger Agent. Detroit 26, Mich.—1225 Lafayette Bldg., 149 Michigan Ave. Phone: RANDolph 8747 (Passenger). CADillac 2974 (Freight). M. A. MURPHY, Assistant Traffic Manager. F. P. LISTER, District Passenger Agent. C. A. STROUP, Traveling Passenger Agent. C. F. BAILEY, City Passenger Agent. JAS. L. PARSONS, City Ticket Agent. El Paso, Texas—Blumenthal Bldg., Sheldon & El Paso Sts., on Pioneer Plaza. Phone Main 2677 (Passenger). Phone Main 5 (Freight). R. J. WARD, Division Freight and Passenger Agent. W. B. ERDWURM, Traveling Freight and Passenger Agent. L. C. DENNEY, City Freight and Passenger Agent. L. H. RICE, City Passenger Agent. Flagstaff, Ariz.—Santa Fe Station, Phone 13. H. W. HOEPFNER, Traveling Freight and Passenger Agent. Ft. Madison, Iowa—Santa Fe Station, Phone 1700 Extension 41 (Passenger). Phone 1700 Extension 42 (Freight). I. A. MORRIS, Division Freight Agent. Fort Worth 2, Texas—808 Houston St., Phone 2-5141. E. B. MELTON, Division Passenger Agent. R. M. MARTIN, Traveling Passenger Agent. E. L. CRAFT, City Passenger Agent. VIRGIL WILLIAMS, Depot Passenger Agent. C. H. BULL, Division Freight Agent. Fresno 1, Calif.—Santa Fe Station, Phone 3-6221. E. W. ZAMZOW, Division Passenger Agent. W. J. SHIELDS, Traveling Passenger Agent. C. H. WILLIAMS, City Ticket Agent. G. E. HARRISON, Division Freight Agent. Gainesville, Texas—Santa Fe Station, Phone 344. C. L. TRAYLOR, City Passenger Agent. Phone 1200, Station 577. Galveston, Texas—411 Twenty-second St., Phone Santa Fe 6621. OSCAR NELSON, Division Passenger Agent. SAM DAVIS, Division Freight Agent. Glendale 4, Calif.—107 So. Brand Blvd., Phone Citrus 2-3141. D. P. WILSON, Passenger Agent. R. F. FITZPATRICK, Traveling Passenger Agent. L. A. BROOKS, City Ticket Agent. Grand Canyon, Ariz. S. E. TURNER, Agent. Hollywood 28, Calif.—6405 Hollywood Blvd., Phone Hollywood 1191. W. P. RIGGS, Division Passenger Agent. R. L. D. McALLISTER, City Passenger Agent. T. S. McKENZIE, City Ticket Agent. JAS. M. GARRETT, Passenger Agent. H. WILLIAMS, Passenger Agent. Houston 2, Texas—605 Fannin St., Phone Fairfax 7321 (Passenger). L. V. POLK, Division Passenger Agent. P. H. SWINNEY, Traveling Passenger Agent. T. M. GAUNTT, City Passenger Agent. Phone Fairfax 7323 and 7324—(Freight). J. A. DANA, Assistant General Freight Agent. Huntington Park, Calif.—6825 Pacific Blvd., Phone KImball 5796. F. L. WEEKS, Passenger Agent. (Concluded on page 67)

Traffic Department Agencies—Concluded

Hutchinson, Kan.—511 Rorabaugh-Wiley Bldg., Phone 25 (Ticket Office). Phone 342 (Freight). H. P. RUPPLE, Division Freight Agent. Indianapolis 4, Ind.—811 Merchants Bank Bldg., Phone Market 9516-9517. E. P. FISHER, General Agent. M. L. WOODWARD, Traveling Passenger Agent. Inglewood, Calif.—405 S. Market St., Phone ORchard 7-1272. From Los Angeles phone OREGon 8-2466. DREXEL H. WHITTAKER, Passenger Agent. Kansas City 6, Mo.—1100 Baltimore Ave., Phone Victor 4000 (Passenger). R. E. CUTTELL, General Agent, Passenger Department. C. L. RICH, Division Passenger Agent. ROBT. E. COOPER, Traveling Passenger Agent. J. P. FRELLINGER, City Passenger Agent. J. E. SAMUELSON, City Passenger Agent. C. J. KISTLER, City Ticket Agent. Kansas City 8, Mo.—Union Station, Phone Victor 4000 (Passenger). HARRY W. SIMPSON, Depot Passenger Agent. ARTHUR B. PRATT, Depot Passenger Agent. WM. R. BRYAN, Depot Passenger Agent. W. C. MOWBRER, Depot Passenger Agent. R. M. SAWYER, Depot Passenger Agent. Kansas City 6, Mo.—614 Fairfax Building, Phone Victor 4000 (Freight). B. A. EVERETT, Assistant General Freight Agent. Killeen, Texas—(Camp Hood). Phone 438 or 439. F. L. BOX, Passenger Representative. Leavenworth, Kan.—781 Shawnee St., Phone 28. M. G. GRUMANN, Division Freight and Passenger Agent. Long Beach 2, Calif.—117 Pine Ave., Phone 696-08. L. E. VINSON, Division Passenger Agent. F. M. THATCHER, Passenger Agent. Los Angeles 14, Calif.—743 S. Hill St., Phone MUTual 0111. R. C. HORNER, Division Passenger Agent. MISS AMELIA McFIE, Traveling Passenger Agent. FRANK T. RICE, City Passenger Agent. KARL A. OSWALD, City Ticket Agent. R. E. WHITE, Passenger Agent. C. IRBY, Passenger Agent. J. W. WARNER, Passenger Agent. J. W. HARMAN, Passenger Agent. U. F. DEL VALLE, Passenger Agent. GEO. A. SILFAST, Passenger Agent. Union Station, Phone MUTual 0111. J. P. McNALLY, City Passenger Agent. B. J. McGARRY, Passenger Agent. C. J. HANES, Passenger Agent. L. B. FENDERSON, Passenger Agent. R. L. De ZELL, Passenger Agent. W. C. HAMMOND, Passenger Agent. 100 West 6th Street, Phone MUTual 0111. ORVILLE R. PRATT, Agent. Santa Fe Bldg., Phone MUTual 0111. Reservation—Information Bureau, C. W. AXTELL, Manager. Santa Fe Bldg., Phone MUTual 0111. L. G. SILLS, Division Freight Agent. C. E. ENGSTROM, Traffic Representative. Lubbock, Texas—Santa Fe Station, Phone 4472. R. H. FORBES, Division Freight and Passenger Agent. W. P. BROOKS, Assistant Division Freight and Passenger Agent. Pueblo, Colo.—401 N. Union Ave., Phone 733 (Passenger) and 223 (Freight). G. Q. HALL, City Passenger Agent. L. V. GARDINER, Division Freight Agent. Riverside, Calif.—Santa Fe Station, Phone 1672. J. J. McARTHUR, Passenger Agent. J. S. RUSSELL, Agent. Sacramento 14, Calif.—1000 10th St., Phone 2-3605. W. S. PITCHFORD, General Agent. C. S. LOEHR, Traveling Freight and Passenger Agent. R. J. ABBOTT, Traveling Freight and Passenger Agent. St. Joseph 2, Mo.—305 Francis St., Phone 4-2793 (Freight and Passenger). C. H. ROESLE, Division Freight and Passenger Agent. W. H. STUKEY, Traveling Freight and Passenger Agent. J. P. LAWRENCE, Traveling Freight and Passenger Agent. JAMES M. PURCELL, City Freight and Passenger Agent. St. Louis 1, Mo.—296 Arcade Bldg., Phone Chestnut 7120 (Passenger), 7410 (Freight). E. H. DALLAS, General Agent. GEO. R. BAINTER, District Passenger Agent. H. T. ABBOTT, Traveling Passenger Agent. E. L. PERRY, JR., City Passenger Agent. L. T. FISCHER, City Ticket Agent. Salt Lake City 1, Utah—811 Continental Bank Bldg., Phone 3-8147. G. N. OFFIELD, General Agent. H. H. WILSON, Traveling Freight and Passenger Agent. F. H. SNEYDER, City Freight and Passenger Agent. San Angelo, Texas—Room 204, P. & S. F. Passenger Station, Phone 3324. E. A. TUSHA, Division Freight and Passenger Agent. J. V. JONES, JR., Traveling Freight and Passenger Agent. San Antonio 5, Texas—1119 Majestic Bldg., 218 E. Houston St., Phone Garfield 7246. FLETCHER MITCHELL, General Agent. L. J. MANNING, Traveling Passenger Agent. San Bernardino, Calif.—Santa Fe Station, Phone 2111. L. W. O'BRIEN, Division Freight and Passenger Agent. F. F. CALVERT, Traveling Passenger Agent. Traffic Representative. J. M. LEE, Agent. San Diego 1, Calif.—Corner of Fifth Ave. and B St., Phone Franklin 8211. S. M. SULLIVAN, Division Passenger Agent. J. C. NELSON, City Passenger Agent. C. A. MATTSON, City Passenger Agent. JOS. DAZE, City Ticket Agent. 524 "B" St.—Phone Franklin 2101. W. M. KRAMES, Assistant General Freight Agent. A. B. NORDEMAN, Traffic Representative. L. G. CARR, Agent, Santa Fe Station. San Francisco 2, Calif.—235 Geary St., Phone SUTter 7600. S. E. PORTER, Division Passenger Agent. C. J. HAGGERTY, City Passenger Agent. J. E. LAHARTY, City Ticket Agent. D. E. CRONIN, Passenger Agent. J. R. ANDRE, City Passenger Agent. 44 Fourth St.—Phone SUTter 7600. A. E. HARBIN, Depot Terminal Agent. G. W. HINKLE, Ticket Agent. —, Passenger Agent. Reservation—Information Bureau. W. C. WADE, Manager. San Francisco 4, Calif.—114 Sansome St., Phone SUTter 7600. E. J. PLATT, Division Freight Agent. L. E. CRAIG, Traffic Representative. San Pedro, Calif.—819 So. Pacific Ave., Phone Terminal 20370. E. L. JESSEN, Passenger Agent. Santa Ana, Calif.—301 N. Main St., Phone 408. C. D. LINDSEY, Traveling Passenger Agent. T. H. SHERRILL, Passenger Agent. Santa Fe Station—Phone 178. P. W. DOANE, Agent. Santa Barbara, Calif.—915 State St., Phone 3660. W. C. LEASE, General Agent. W. H. BAUMAN, Traveling Freight and Passenger Agent. Santa Fe, N. M.—On the Plaza. Phone 45 (Passenger), Phone 70 (Freight). WHIT. B. OWEN, City Passenger Agent. Santa Monica, Calif.—430 Santa Monica Blvd., Phone 411-88. G. W. QUEEN, Passenger Agent. F. Z. HOWELL, City Ticket Agent. Santa Rosa, Calif.—217 Fourth St., Phone 1593. F. J. McHUGH, Traveling Freight and Passenger Agent. Seattle 1 Wash.—The 1411 Fourth Ave. Bldg., Phone SENEca 0422. GEO. H. NEASE, Traveling Freight and Passenger Agent. Stockton 3, Calif.—101 E. Weber Ave., Phone Stockton 7-7071. FRANK H. SMITH, Division Freight and Passenger Agent. W. L. SHUMWAY, Traveling Passenger Agent. R. O. MERCER, City Passenger Agent. Santa Fe Station—Phone 7-7071. Temple, Texas—Phone 2184. D. D. PORTER, City Passenger Agent. O. C. HONIG, Division Freight Agent. Topeka, Kan.—A. T. & S. F. General Office Bldg., Phone 6481. W. J. RODGERS, Division Passenger Agent. A. B. FLEMING, Division Freight Agent. Santa Fe Station—FOREST WRIGHT, City Passenger Agent. Tulsa 3, Okla.—Atlas Life Bldg., 417 S. Boston Ave., Phone 3-0173 (Passenger), 4-8101 (Freight). J. S. ROLLMAN, City Passenger Agent. E. H. RANDALL, Division Freight Agent. Washington 5, D. C.—525 Shoreham Bldg., Phone District 7984-5. J. C. BATHAM, General Agent. H. N. ECCLESTON, District Passenger Agent. Whittier, Calif.—148 N. Greenleaf St., Phone 434-95. D. V. HAYES, Passenger Agent. Wichita 2, Kan.—300 S. Broadway, Phone 5-5511 (Passenger). M. L. PEARSON, Division Passenger Agent. H. L. PHELPS, City Passenger Agent. H. A. RUPP, Division Freight Agent, Room 314 Union National Bank Bldg., Phone 5-5511. Wichita Falls, Tex.—608 Staley Bldg., Phone 4037. L. E. YARBROUGH, General Agent.