

For 1938 - Santa Fe presents America's
largest fleet of STREAMLINED TRAINS



The
Atchison, Topeka & Santa Fe
Railway System
Time Tables

The
Atchison, Topeka & Santa Fe
Railway System
Time Tables



Corrected to April 17, 1938

Corrected to April 17, 1938

New Twin Streamliners
the in Local Service

**KANSAS
CITYAN**



the
Chicagoan

between Chicago • Kansas City • Wichita
 Effective April 17, 1938

Santa Fe now presents two more new ultra-modern streamliners—THE KANSAS CITYAN (Train 11) and THE CHICAGOAN (Train 12)—to provide the swiftest and finest of all daily service between Chicago, Kansas City and Wichita, and principal intermediate points. Their convenient schedules also make possible still greater speed between eastern cities and Kansas City and Wichita, in both directions.

SCHEDULE

No. 11		No. 12
9:30 AM Lv...	Chicago...Ar:	9:30 PM
11:00 AM " ...	Streator... "	7:44 PM
12:17 PM " ..	Galesburg... "	6:24 PM
1:10 PM " ..	Ft. Madison.. "	5:37 PM
5:00 PM Ar...	Kansas City..Lv.	2:00 PM
5:15 PM Lv...	Kansas City..Ar.	1:45 PM
5:56 PM Ar...	Lawrence...Lv.	1:02 PM
6:25 PM "	Topeka.... "	12:33 PM
7:29 PM " ...	Emporia... "	11:28 AM
8:38 PM "	Newton.... "	10:20 AM
9:15 PM "	Wichita.... "	9:45 AM

STAINLESS STEEL TRAINS DIESEL ELECTRIC DRAWN

These twin fliers link Chicago and Kansas City in 7½ hours; Chicago and Wichita in 11¾ hours. Each consists of seven stainless steel cars, streamlined, behind an 1800 H.P. diesel electric locomotive—a baggage car, three chair cars, a club chair car, 48 seat Fred Harvey dining car and an observation parlor car. They are air-conditioned throughout and embody the last word in modern train design, comfort and beauty.

• There is no extra fare and coach fare tickets are honored, except in the observation car, where first class tickets are required.

• 1938 IS A SANTA FE YEAR •

General Index to Folder Contents

Advertisements Pages 11, 14, 21, 24, 25, 26, 28, 36, 37, 43, 44, 47, 48, 51, 57, 58, 63, 64
Altitudes of principal stations Pages 8 and 9
Branch line schedules Pages 44 and 47 to 54 inclusive
Chicago Passenger Stations Page 27
Chillicothe-Peoria bus schedules Table 18, page 47
Condensed schedules transcontinental trains Page 10
Condensed schedules and equipment Pages 11 to 27 inclusive
Excursion fares Page 59
San Francisco-Oakland Terminal Note Page 15
Hotel ticket offices, Chicago Page 63
Important meetings Page 57
Index of stations Pages 2, 3, 4 and 5
Information, miscellaneous Page 7
Main Line schedules between:
Chicago-Kansas City-California Pages 36 to 43 inclusive
Chicago-Kansas City-Denver Table 10
Chicago-Kansas City-Tulsa Table 12
Newton-Arkansas City-Oklahoma City-Purcell-Ft. Worth-Dallas-Houston-Galveston Tables 8 and 9
Dallas, Ft. Worth-San Angelo Table 8a
Wichita-Sweetwater-San Angelo-Presidio Table 11
Amarillo-Clovis-Gulf Coast Table 62
Albuquerque-El Paso Table 13
Williams-Grand Canyon Table 89

Ash Fork-Phoenix Table 90
Maps: Santa Fe System Pages 32 and 33
Chicago Business District Page 27
Profile map of the Santa Fe, Chicago to California Pages 8 and 9
Santa Fe Lines in Illinois and Missouri Page 28
" " " Kansas and Oklahoma Page 29
" " " Texas, Oklahoma and Louisiana Page 30
" " " Colorado, New Mexico and Pan-handle of Texas Page 31
" " " Arizona Page 34
" " " California Page 35
Meal service, Santa Fe-Fred Harvey Page 6
Mileage of lines operated Page 19
Officials of passenger department and traffic agencies Pages 62 and 63
Parlor Car and Bedroom rates Page 61
Railroad and Pullman Fares Pages 60 and 61
Railroad connections (foreign lines) Pages 44, 45, 55, 56, 57, 58
Reference notes (Pages 10 and 36 to 54 inclusive) Pages 8 and 9
Rules for trains Nos. 17 and 18, The Super Chief; trains Nos. 19 and 20, The Chief, and No. 21 and 22, El Capitan Page 7
S. F. Trailways schedules Pages 38, 39, 40, 41, 43, 45, 46, 48, 49, 53, 54
Stopover information Page 27
Table of Extra Fares on The Super Chief and The Chief Page 61
Table of Extra Fares on El Capitan Page 13

Index to Stations on the Santa Fe

Stations marked * are located on the line indicated by the table numbers, but are not shown in the table in the folder. Ask agent for schedule.
Stations marked * are a part of the Santa Fe Railway System but are not shown in this time table. Consult agent.
Stations marked + are served by Santa Fe Trailways or Santa Fe Transportation Co., see schedules on page 54.

Table with 4 columns: Table, Table, Table, Table. Lists station names and numbers for various regions including Alvado, Alameda, Albuquerque, etc.

Index to Stations on the Santa Fe—Continued

Table with 4 columns: Table, Table, Table, Table. Continuation of station index including Glendale, Glendora, Glendon, etc.

Index to Stations on the Santa Fe—Continued

Table listing station names and numbers for the Santa Fe line, continuing from the previous page. Includes entries for various states like Texas, Kansas, Oklahoma, and Missouri.

Index to Stations on the Santa Fe—Concluded

Table listing station names and numbers for the Santa Fe line, concluding the index. Includes entries for various states like Texas, Kansas, Oklahoma, and Missouri.

Santa Fe Meal Service

Fred Harvey

The dining-car, dining station and hotel service of the Santa Fe is managed by Fred Harvey. It is a service unequalled in American railroading. It sets the standard.

DINING CARS

Dining car service on trains 17 and 18 (The Super Chief) and trains 19 and 20 (The Chief) is a la carte.

Extensive a la carte service as well as table d'hote meals—Breakfast 55c, 75c and 85c; luncheon 90c; dinner \$1.35, are offered on the following trains:

TRAINS	BETWEEN
No. 11 (The Kansas Cityan) and	
" 12 (The Chicagoan)	Chicago and Wichita.
" 23 and No. 24 (The Grand Canyon)	Chicago and Los Angeles.
" 9 " " 10 (The Navajo)	Chicago and Kansas City.
" 5 " " 6 (The Ranger)	Chicago and Texas Points

Extensive a la carte service as well as table d'hote meals—Breakfast 50c, 65c, and 75c; luncheon 90c, and dinner \$1.25 are offered on the following trains:

TRAINS	BETWEEN
No. 49 and No. 50 (Oil Flyer)	Kansas City and Tulsa.
" 13 " " 14	La Junta and Denver.
" 27 " " 28 (The Antelope)	Oklahoma City and Ft. Worth.
" 42 " " 47	Ash Fork and Phoenix.

El Capitan (trains 21 and 22) carries through Lunch-Counter Dining Car, serving all meals at following prices—breakfast 40c, 50c, 60c, and 75c; luncheon 50c, 65c, and 80c; dinner 65c, 75c, and \$1.00—also a la carte service at greatly reduced prices.

DINING STATIONS

All through passenger trains which do not carry dining cars are scheduled to stop at dining stations placed at convenient points along the line, and indicated in time tables thus—•. Ample time is allowed for meals.

These dining stations offer special train meals—breakfast 45c, 40c and 30c; luncheon 50c, 45c and 40c; dinner 60c, 50c and 45c. Other club breakfasts 40c to 65c; plate lunches 50c to 75c;

FRED HARVEY DINING STATIONS AND HOTELS

LOCATION	Seating Capacity		Number of Guest Rooms	LOCATION	Seating Capacity		Number of Guest Rooms
	Lunch Room	Dining Room			Lunch Room	Dining Room	
Albuquerque, New Mexico (Alvarado Hotel)	124	120	121	Kingman, Arizona	38	* 42	...
Amarillo, Texas	51	* 88	...	La Junta, Colorado (Fred Harvey Hotel)	64	76	39
Ash Fork, Arizona (Escalante Hotel)	128	...	21	Lamy, New Mexico (El Ortiz Hotel)	34	12	8
Bakersfield, California	47	Las Vegas, New Mexico (Castaneda Hotel)	110	...	36
Barstow, California (Casa del Desierto Hotel)	52	* 111	29	Los Angeles, California	48
Belen, New Mexico	45	Needles, California (El Garces Hotel)	116	...	26
Brownwood, Texas	33	Newton, Kansas	115
Canadian, Texas	38	* 60	...	San Bernardino, California	74
Chicago, Illinois (Dearborn Station)	34	76	...	©San Diego, California	48	* 86	19
Clovis, New Mexico (Gran Quivira Hotel)	54	98	35	Seligman, Arizona (Fred Harvey Hotel)	48
©Colorado Springs, Colorado	©Syracuse, Kansas (Sequoyah Hotel)
Dodge City, Kansas (El Vaquero Hotel)	101	...	41	Slaton, Texas	46	...	20
El Paso, Texas (Union Station)	43	69	...	Somerville, Texas (Fred Harvey Hotel)	50	...	147
©Emporia, Kansas	Santa Fe, New Mexico (La Fonda Hotel)	350	...
Gallup, New Mexico (El Navajo Hotel)	97	108	71	Topeka, Kansas	74	...	10
Galveston, Texas (Union Station)	66	Vaughn, New Mexico (Las Chaves Hotel)	42
Grand Canyon, Arizona (El Tovar Hotel)	200	80	©Waynoka, Oklahoma
" " (Bright Angel Lodge)	222	...	93	Wellington, Kansas (Fred Harvey Hotel)	67	* 72	18
Houston, Texas (Union Station)	91	Williams, Arizona (The Fray Marcos)	53	72	37
Hutchinson, Kansas (Bison Hotel)	48	110	70	Winslow, Arizona (La Posada Hotel)	124	...	67
Kansas City, Missouri (Union Station)	394	140	...				

The station hotels are conveniently located for business and sightseeing. Rates (European Plan) for one person range from \$1.50 per day up for rooms without bath and from \$2.50 per day up for rooms with bath.

MISCELLANEOUS INFORMATION

NOT RESPONSIBLE. The Atchison, Topeka & Santa Fe Railway System will not be responsible for errors in these time tables, nor for inconvenience or damage resulting from delayed trains, or failure to make connections. Schedules herein are subject to change without notice.

BUY TICKETS before boarding trains and avoid payment of extra charge.

ONLY ONE COUPON required for passage between any two points on Santa Fe System Lines. Coupon should read for account of "Santa Fe Lines."

PREPAID TICKETS. Tickets can be furnished anywhere on order and deposit given to your Santa Fe agent. Ask for information as to delivery of tickets at any point in the United States by placing order and making deposit at destination. Berth and cash for incidentals included if desired.

This service is attractive and extensively used for transportation of elderly people, invalids, students, and wherever it is desirable to make payment to any Santa Fe agent or representative for ticket and reservations to be delivered to passengers anywhere.

CHAIR CARS. No extra charge is made for occupancy of seat in chair cars, except that an extra fare is charged on El Capitan, trains 21 and 22. An extra charge is made in parlor cars on all trains so equipped.

CHILDREN under 5 years of age, when accompanied by parent or guardian, will be carried free. Children 5 years and under 12 years, one-half fare. Children 12 years of age or over, full fare.

ADJUSTMENT OF FARES. In cases of dispute with conductors or agents pay the fare required, take receipt and communicate with the General Passenger Agent.

REDEMPTION OF TICKETS. Tickets unused, or partly used, will be redeemed under tariff regulations at proper value.

BAGGAGE. (a) 150 pounds of baggage checked free on each adult full fare first class, intermediate class or coach 30-day ticket. No single piece of baggage, exceeding 300 pounds in weight, or 72 inches in greatest dimensions, or single shipments exceeding \$2,500.00 in value, will be checked. Free allowances subject to tariff stipulations as to contents, weight, value and size. Excess value must be declared at time of checking. A charge of only \$ 10 is made for each \$100 declared valuation in excess of free allowance.

(b) Between Lamy and Santa Fé, via Hunter Clarkson, Inc. Free allowance 150 pounds on each adult ticket and 75 pounds on each half ticket will be granted, same as in effect via rail lines on first class tickets. Charge for any additional weight \$.13 per 100 pounds or fraction thereof.

(c) To Trans-Pacific destination (China, Japan, etc.) 350 pounds of baggage checked free on each adult full fare first class ticket or adult intermediate ticket, and 150 pounds on each adult coach ticket.

AUTOMOBILES. Two passengers riding on one way or round trip first class tickets, or three passengers riding on one way or round trip intermediate class or coach tickets and their automobile will be transported between any stations on Santa Fe System Lines with additional cost of only 4 cents per mile for the car. Minimum charge \$54. Approximate time of delivery from Chicago to Los Angeles, 7th morning; to Phoenix, 5th morning; to Albuquerque, 3rd evening; to Denver, 3rd morning; to Oklahoma City, 2nd afternoon; to Fort Worth, 3rd morning; to Houston, 4th morning.

BAGGAGE STORAGE CHARGES accruing at any Santa Fe station, account Grand Canyon side trip, are waived on presentation of side trip certificate obtained from agent at Grand Canyon; also for time spent on Indian-tours, Petrified Forest and Yosemite side trips if certificate obtained from agent at stop-over point.

HAND BAGGAGE IN PULLMANS is restricted to what can be conveniently placed in berth or seat occupied by passenger.

AIR-CONDITIONED TRAINS. All regular cars on most Santa Fe main line trains are shown in this timetable folder are air-conditioned and every effort is made to provide such cars as specified. However, the Santa Fe reserves the right to use non-air-conditioned cars on these trains when operating necessities demand they be used.

BABY CARRIAGES, BICYCLES (not motorcycles), GOLF BAGS AND GUNS will be checked and included in free allowance subject to tariff regulations.

DOGS, CATS, ETC., are transported in baggage cars subject to tariff regulations.

DRINKING CUPS. For the convenience of passengers free drinking cups provided in all cars.

LOST ARTICLES to be inquired for through General Baggage Agent, Topeka, Kans., Galveston, Tex., Amarillo, Tex., Asst. Gen. Baggage Agent, Los Angeles, Cal., or nearest Ticket Agent. Articles lost in Pullman cars should be inquired for through local District Supt. of The Pullman Co. in Los Angeles, San Francisco, Denver, Chicago and other terminal points on System. Not responsible for unchecked articles left in stations or cars.

MIXED TRAINS. Carry both freight and passengers, and though run as nearly as possible on schedule time they are liable to be delayed. Baggage is carried only on such trains of this class as are provided with baggage cars, in the absence of which it will be accepted for shipment only on other passenger trains, or as freight in the usual manner.

Rules for the Super Chief, Trains 17 and 18, the Chief, Trains 19 and 20 and El Capitan trains 21 and 22

Extra Fare of \$15.00 on THE SUPER CHIEF, and \$10.00 on THE CHIEF, will be charged between Chicago or Kansas City and California points. Only first-class tickets will be honored. Proportionate extra fares will apply between other points at which trains 19 and 20 stop to take on or discharge passengers.

On trains 17 and 18, THE SUPER CHIEF, no tickets will be honored except between Chicago and Kansas City and between Chicago or Kansas City and Los Angeles, Pasadena, San Bernardino or Barstow. Time shown at intermediate stations is for information only.

On train 19, THE CHIEF, westbound advance reservations may be made from regular stops Hutchinson and east, and from conditional stops at Joliet, Streator, Chillicothe (to discharge from Chicago and beyond or receive for Kansas City and beyond) Galesburg, La Plata, Bucklin, and Carrollton to receive interstate passengers; destined to Williams (for Grand Canyon and Ash Fork (for points on Phoenix Division) and to points south of Barstow on Los Angeles Division. (These stops will also be made, June 1 to Oct. 31, to receive for Colorado and New Mexico points.)

On train No. 20, eastbound, advance reservations may be made from authorized stops south of Barstow (stations between Pasadena and San Bernardino) also from Williams and Ash Fork, to

PARCEL ROOMS. Parcel rooms will be found at the principal stations, where packages, hand baggage, etc., may be checked and cared for at a nominal charge.

PILLOWS are now furnished without charge to chair car and coach passengers.

COURIER NURSES available on trains 1 and 2, The Scout, and 21 and 22, El Capitan are carefully chosen registered nurses, well qualified to assist passengers who require their free and friendly service.

STANDARDS OF TIME USED. Central Standard time is used on all divisions of the Santa Fe east of Dodge City and Scott City, Kan., and Clovis, N. M. West of these points and east of Seligman and Parker, Ariz., Mountain Standard time, which is one hour slower than Central Standard time is used. Beyond Seligman and Parker, Ariz., Pacific Standard time, which is two hours slower than Central Standard time is used.

TRAVELERS' BAGGAGE INSURANCE. Insuring passengers' baggage and personal effects from the beginning to the end of the journey or anywhere for a certain time may be purchased at principal offices and stations of the Santa Fe. The coverage is liberal and the rates are low. Ask agents for particulars.

Baggage may be checked from principal stations direct to hotels, residences in principal cities or to steamship docks.

TRAVELERS AID SOCIETIES. Representatives of Travelers Aid Societies are at many of the larger stations for purpose of relieving distress and assisting the unprotected. Those in need of such service should inquire of station force for representative of the Travelers Aid Society.

EXPRESS AND TELEGRAPH. Railway Express Agency Inc., also the Western Union Telegraph Co., operate along the Santa Fe. Wherever there is a station agent, you will find a telegraph office. Telegraph blanks supplied in sleeping cars and parlor cars. Besides transporting packages, etc., Railway Express Agency, Inc., money orders and travelers checks are issued.

SANITARY TOILET ARTICLES. News agents on Santa Fe trains have for sale packages containing sanitary toilet articles. One package, sold for five cents, contains one frictional wash cloth; another package, sold for ten cents, contains six paper towels, one sani-comb, one wash cloth, and one cake of soap. Free Drinking Cups available in all Santa Fe chair cars and coaches.

Attendant and Transfer Service

Santa Fe trains at Chicago, Kansas City, St. Joseph, Pueblo, Colorado Springs, Denver, Lamy, San Bernardino, Los Angeles, San Diego, San Francisco, Oakland, Wichita, Tulsa, Oklahoma City, Ft. Worth, Dallas, Houston, Galveston and El Paso are met by a corps of uniformed attendants, whose duty it is to assist passengers in reaching omnibuses or street cars, or direct them to the auto or taxi-car service in the station. Also they will carry hand baggage. Wheel chairs are furnished for invalids, the aged, etc.

In general guides wear a blue uniform and red cap, distinguishing them from other employes. At Galveston, the uniform and caps are khaki color. Details of transfer service follow:

Chicago, Ill.—Dearborn Station—A uniformed agent of the Parmelee Company boards all incoming trains so that passengers may arrange with him for transfer of themselves and baggage to other stations or loop hotels or for the handling of their baggage from Dearborn Station to any city address. **Passengers changing stations in Chicago on route beyond may place hand baggage in care Parmelee Co. for transfer at charge of \$.50 per piece to station from which departure will be made.** (One piece being free if transfer coupon included in through ticket.) Baggage must be claimed at parcel room before boarding train. The Yellow Cab Company provides taxicabs.

- Kansas City, Mo.—**Union Station—Yellow Cab and Baggage Co.
- St. Joseph, Mo.—**Union Depot—Brown Transfer Co.
- Topeka, Kan.—**Yellow Cab and Baggage Co.
- Wichita, Kan.—**Yellow Cab Co.
- Colo. Spgs., Colo.—**Santa Fe Station—Wandell & Lowe Transfer Co.—Yellow Cab Co.
- Denver, Colo.—**Union Depot—Denver Cab Co. **Pueblo, Colo.—**Union Depot—Conner Cab Co.
- Phoenix, Ariz.—**The Lightning Delivery Co.—Yellow Cab Co.
- San Bernardino, Calif.—**D. C. Porter Transfer Company.
- Pasadena, Calif.—**Lyon Van and Storage Co. **Fresno, Calif.—**Yellow Checker Cab Co.
- Los Angeles, Calif.—**Los Angeles Transfer Co. (Baggage).—Yellow Cab Co. (Motorcar).
- San Diego, Calif.—**Pacific Transfer Co. (for baggage).
- Oakland, Calif.—**U. C. Express Co. **Berkeley, Calif.—**U. C. Express Co.
- San Francisco, Calif.—**Passenger Terminal, 44 Fourth St.—Red Line Transfer Co.
- Stockton, Calif.—**Yellow Cab & Baggage Co.—Taxicab and Baggage Service.
- Fort Worth, Tex.—**Yellow Cab Co. between depots.
- Dallas, Tex.—**Union Station—Bonded Transfer Co.—Yellow Cab Co.
- Houston, Tex.—**Union Station—Yellow Cab Co.

Where no transfer concerns are mentioned the traveling public will find the usual local taxicabs available for use. Persons patronizing the regularly authorized transfer facilities are assured of efficient service, courteous treatment and reasonable fares.

TEMPORARY DISCONTINUANCE OF THE CALIFORNIA LIMITED

Service on The California Limited (Train 3 westbound and Train 4 eastbound) has been temporarily suspended.

PROFILE OF SANTA FE

Altitude of Principal Stations

Missouri River and East

Chicago	593
Ft. Madison	523
Galesburg	755
Joliet	549
Kansas City	781

Kansas

Arkansas City	1073
Dodge City	2486
Florence	1270
Great Bend	1848
Hutchinson	1530
Newton	1445
Syracuse	3229
Topeka	889
Wichita	1312

Oklahoma

Alva	1350
Ardmore	873
Bartlesville	685



Oklahoma

Guthrie	940
Oklahoma City	1196
Pauls Valley	874
Perry	996
Ripley	821
Shawnee	1014
Tulsa	700
Woodward	1903

Texas

Alpine	4484
Alvin	48

Texas

Amarillo	3662
Ballinger	1684
Beaumont	21
Brenham	330
Brownwood	1342
Cleburne	761
Dallas	431
El Paso	3709
Ft. Worth	605
Gainesville	734
Galveston	6
Houston	54
Lampasas	1017

Texas

Lubbock	3195
McGregor	711
Morgan	720
Navasota	215
Panhandle	3456
Paris	564
Plainview	3369
Presidio	2592
San Angelo	1851
Temple	699
Weatherford	1010


Colorado

Canon City	5323
Colorado Springs	5990
Denver	5200
La Junta	4059
Lamar	3616
Palmer Lake	7233
Pueblo	4673
Trinidad	5909

New Mexico

Albuquerque	4953
Belen	4806
Carlsbad	3105

BETWEEN CHICAGO AND CALIFORNIA



New Mexico

Clovis	4263
Continental Divide	7248
Deming	4334
Fort Sumner	4064
Gallup	6505
Glorieta	7437
Laguna	5851
Lamy	6478
Las Cruces	3897
Las Vegas	6401
Mountainair	6492

New Mexico

Raton	6638
Tunnel Raton	7622
Roswell	3566
San Marcial	4460
Santa Fe	6969
Silver City	5859
Socorro	4593
Springer	5832
Texico	4142
Vaughn	5958
Willard	6101

Arizona

Adamana	5306
Ash Fork	5143
Canyon Diablo	5431
Castle Hot Springs	2008
Clarkdale	3461
Congress Jct.	3068
Copper	5059
Drake	4689
Flagstaff	6896
Grand Canyon Rim	7000
at Colorado River	2500

Arizona

Holbrook	5079
Kingman	3337
Parker	459
Peach Springs	4791
Phoenix	1122
Prescott	5367
Seligman	5242
Skull Valley	4318
Wickenburg	2116
Williams	6762
Winslow	4856

California

Bagdad	789
Bakersfield	403
Barstow	2106
Colton	982
Fresno	294
Goffs	2585
Hanford	247
Hesperia	3193
Highland	1317
Los Angeles	264
Mojave	2758
Needles	483
Orange	180
Pasadena	830
Redlands	1351
Riverside	876
San Bernardino	1079
San Diego	14
San Francisco	8
Stockton	17
Summit (Cajon Pass)	3822
Tehachapi	3974
Tulare	290
Upland	1208
Visalia	333
Yosemite	4000 to 9000

REFERENCE NOTES FOR PAGES 10 AND 36 TO 54, INCLUSIVE

The following conditional stop notes apply to paying passengers only.

- * Daily
- † Daily except Sunday.
- ‡ Daily except Monday.
- Fred Harvey Meal Stop.
- || Meal Stop (Not Fred Harvey Service).
- Stops to discharge from La Junta and beyond or receive for Kansas City and beyond.
- ‡ Operating Stop only.
- ⊠ Motor bus service. Regular railroad tickets may be exchanged at Williams or Grand Canyon for motor tickets without additional charge. Certain employee and other Special Rate Tickets will be exchanged only on payment of the difference.
- ▲ Via Texas Motor Coaches (Bus).
- ❖ Taxi Service Winfield Main St. Station to Winfield for passengers for points beyond who have to change at Winfield.
- ⊕ Connection made at Ft. Worth.
- ∅ Stops to receive for west of Ottawa Jet., for No. 9.
- △ Stops to receive passengers for C. & S. Ry. south of Pueblo and for Santa Fe Ry. points east and south of Pueblo.
- Stops to receive passengers for Chanute and beyond.
- ◊ Stops to receive passengers for Palmer Lake and beyond.
- ⊙ Stops to discharge passengers from Ottawa and beyond.
- ◆ No. 246 and 245 arrive and leave Beaumont from Calde Ave. Station.
- ⊕ Passengers from main line destined Fort Lyon should buy tickets to Las Animas, via main line. From here they get to Fort Lyon by automobile quickly and at little expense.
- § Stops to receive passengers for Richmond and beyond.
- ★ Stops to receive passengers for south of Ottawa.
- ♠ Stops to receive passengers for C. & S. points south of Pueblo.
- ♥ Stops to receive passengers for Ottawa and beyond.
- @ Stops to receive passengers for Ponca City and beyond.

- ⊙ Stops to discharge passengers of other lines issue, including A. T. & S. F., P. & S. F. and A. T. & S. F. Coast Lines from Newton, Kansas and beyond.
- ⊖ Stops to receive or discharge passengers to or from stations Clay to Silsbee, inclusive.
- % Goes into town.
- ⊙ Rest Stop.
- £ Bus does not go into town, stops at corner only.
- ⊕ Goes into town "On Call" only.
- ✚ Connecting train.
- Indicates highway stop only.
- † Makes connections at Osage City Corner to and from Osage City.
- ⊕ Connection made at Flagstaff.
- × Connection made at Trinidad.

- a Santa Fe Trailways Bus service.
- b Stops to receive passengers for south or west of Newton.
- c Stops to discharge passengers from Strong City District or from beyond Kansas City and to receive for south or west of Newton.
- d Stops to receive passengers for west of Newton.
- e Stops to receive passengers for Fort Worth and beyond.
- f Flag stop.
- g Stops to receive passengers for south of La Junta.
- h Stops to discharge passengers from south of Newton.
- i Stops to discharge from Kansas City and beyond or receive for La Junta and beyond.
- j Stops to discharge passengers from Topeka and beyond.
- k Stops to receive passengers for Gallup or beyond.
- l Stops to receive passengers for scheduled stops beyond.
- m Stops to discharge passengers from south of Wichita for Strong City District.
- n Stops to discharge passengers from south and west of Newton.

- o Stops to discharge passengers from points between Attica and Belvidere.
- p Stops to discharge passengers.
- q Stops to discharge passengers, and receive passengers for Kansas City and beyond.
- r Stops to discharge passengers from Newton and beyond.
- s Stops to receive or discharge passengers.
- t Stops to receive passengers for east of Newton.
- u Stops to discharge passengers from beyond La Junta.
- v Stops to discharge passengers from west of Newton.
- w No. 24 will stop at any station Newton to Kansas City to receive passengers for Kansas City and beyond or to discharge passengers from beyond Newton. Will stop at any station Florence to Kansas City to discharge from Eldorado or McPherson District. Will stop at any station Emporia to Kansas City to discharge from Second or Howard District of the Southern Kansas Division.
- x Stops to receive passengers for or discharge from any point south of Cleburne.
- y Stops to discharge passengers from Wellington and beyond.

- A Stops to discharge passengers from east of Henrietta.
- B Stops to receive passengers for Newton and beyond.
- C Stops to discharge interstate passengers from authorized stops Hutchinson and east. See Note on page 7.
- D Stops to receive passengers for Kansas City and beyond.
- E Stops to discharge passengers from Chicago and beyond.
- F Stops to discharge passengers from Richmond and West.
- G Stops to receive interstate passengers destined to Arizona or points in California, and from June 1 to Oct. 31 to receive for Colorado and New Mexico points. See Note on page 7.
- H Stops to receive passengers for Kansas City and beyond or to discharge passengers from beyond Chicago.
- I Stops to discharge passengers from Chicago or Joliet.

(Continued on page 9.)

REFERENCE NOTES FOR PAGES 10 AND 36 TO 54, INCLUSIVE

The following conditional stop notes apply to paying passengers only.

- J Stops to discharge passengers from east of Ft. Madison.
- K Stops to receive passengers for Arizona and California points.
- L Via Santa Fe Trailways, connection made at Flagstaff.
- M Stops to receive passengers for St. Joseph District (points Henrietta to St. Joseph inclusive).
- N Stops to receive passengers for points beyond or to discharge passengers from east of Ft. Madison.
- O Stops to receive passengers for La Junta, Colo. and beyond.
- P Stops to discharge passengers from Arizona and California points.
- Q Stops to discharge passengers from beyond Kansas City.
- R Stops to receive passengers for Chicago and beyond.
- S Stops to discharge passengers from Kansas City and beyond.
- T Stops to receive passengers for Galesburg and beyond.
- U Stops to discharge passengers from points west of Ft. Madison.
- V Stops to discharge passengers from Emporia and beyond.
- W Stops to receive passengers for south of Newton and for points west of Newton served by No. 15.
- X Taxi service provided between Ottawa Jet. and Ottawa connecting with Nos. 1, 9 and 10. Checked baggage not handled to or from Ottawa for connection with Nos. 1, 9, or 10.
- Y Stops to receive Interstate passengers for Colorado and New Mexico points or for authorized stops Hutchinson and east. See notes on page 7.
- Z Stops to receive passengers for Wichita and beyond.
- aa Stops to receive passengers for east of Bakersfield or to discharge from connecting lines at Stockton or from Richmond and west.
- bb Stops to receive passengers for east of San Bernardino.
- cc Stops to discharge passengers from Los Angeles or from points Fullerton to San Diego, inclusive.

- dd Stops to discharge passengers from west of Fresno.
- ee Interstate rail tickets honored via motor to San Bernardino.
- ff Stops to receive passengers for east of Albuquerque.
- gg Stops to discharge passengers from San Diego.
- hh Stops to receive passengers for east of Bakersfield or discharge from Fresno and west.
- ii Stops to discharge passengers from Wichita and beyond.
- jj Stops to receive passengers.
- kk Stops to discharge from Ponca City or beyond or to receive for south of Purcell.
- ll Stops to discharge passengers holding tickets of other lines issue including A. T. & S. F. Ry., P. & S. F. Ry. or A. T. & S. F. Coast Lines.
- mm Stops to receive or discharge passengers to or from points west of Temple.
- nn Stops to receive passengers for San Bernardino and east thereof.
- oo Stops to receive passengers for Wellington and beyond.
- pp Stops to receive or discharge passengers to and from any regular or flag stop.
- qq Stops to discharge passengers from south of Purcell.
- tt Stops to receive passengers for Burlington, Okla. and beyond or discharge from Arizona or California points.
- uu Stops to receive passengers for points west of Brownwood.
- ww Stops to discharge passengers from La Junta and beyond.
- xx Stops to discharge passengers from Parker District.
- yy Stops to discharge passengers from west of Brownwood.
- zz Stops to receive passengers for east or south of La Junta.
- AA Stops to receive passengers for Oklahoma City and beyond.
- BB Stops to discharge passengers from Trinidad and beyond.
- CC Stops to discharge passengers from Oklahoma City and beyond.
- DD Stops to discharge passengers from Burlington, Okla. and beyond or receive for Arizona and California points.

- EE Stops to discharge passengers from east and north of La Junta.
- FF Stops on flag for Detour passengers.
- HH Stops to discharge passengers from Albuquerque and east or south thereof.
- II Stops to discharge passengers from Los Angeles.
- JJ Stops to discharge passengers from Santa Fe and Union Pacific points east or north of Barstow or Southern Pacific, Santa Barbara and north.
- KK Stops to receive passengers for Santa Fe and Union Pacific points east and north of Barstow or Southern Pacific points Santa Barbara or north.
- LL Stops to receive passengers for Albuquerque and beyond.
- MM Stops to receive passengers for points north of Barstow or to discharge from south of Ash Fork or from Albuquerque and east or south thereof.
- NN Stops at Coal City to receive passengers for points west of Ancona.
- OO Stops to discharge passengers from Albuquerque or east or south thereof or south of Ash Fork.
- PP Stops to receive passengers for Belen or points east or south thereof.
- QQ Stops to discharge passengers from Kansas City and beyond for Eldorado District (stations Florence to Winfield) and McPherson District (stations Florence to Ellinwood).
- RR Interstate rail tickets honored via motor from San Bernardino.
- TT Stops to receive passengers for San Diego.
- UU Stops to receive passengers for San Bernardino and west.
- VV Stops to discharge passengers from San Bernardino and east thereof.
- WW Stops to discharge passengers from east of Albuquerque.
- XX Stops to discharge passengers from east of Bakersfield.
- YY Stops to discharge passengers from east of Barstow.
- ZZ Stops to receive passengers for east of Bakersfield.



(B) Chicago, Kansas City and California

WEST—Via La Junta and Albuquerque

Mls.	STATIONS	19 Daily	THE CHIEF—Extra Fare						
0	Lv Chicago (C.S.T.) . . . A.T. & S.F.	12.01PM	Sun.	Mon.	Tues.	Wed.	Thur.	Fri.	Sat.
451	Ar Kansas City	9.30PM							
	Lv St. Louis	Mo. Pac. 4.10PM	Daily	Wabash 4.05PM	Daily	C. B. & Q. 9.00AM	Daily	Alton 9.00AM	Daily
	Ar Kansas City	9.35PM							
451	Lv Kansas City A.T. & S.F.	10.15PM	Sun.	Mon.	Tues.	Wed.	Thur.	Fri.	Sat.
563	Ar Emporia	12.25AM							
636	Ar Newton	1.50AM							
789	Ar Dodge City (M.S.T.)	3.45AM							
992	Ar La Junta	7.30AM							
1073	Lv Trinidad	9.25AM							
1096	Ar Raton	12.40PM							
1206	Ar Las Vegas	2.41PM							
1271	Ar Lamy	4.20PM							
1338	Ar Albuquerque	4.45PM							
1338	Lv Albuquerque	8.00PM							
1499	Ar Gallup	10.15PM							
1627	Ar Winslow	12.15AM	Tues.	Wed.	Thur.	Fri.	Sat.	Sun.	Mon.
1719	Ar Williams	4.20AM							
1784	Ar Grand Canyon	6.45AM							
1742	Ar Ash Fork	12.55AM	Tues.	Wed.	Thur.	Fri.	Sat.	Sun.	Mon.
1770	Lv Seligman (P.S.T.)	4.00AM							
1919	Ar Needles	7.45AM							
2086	Ar Barstow	9.55AM							
2168	Ar San Bernardino	11.15AM							
2218	Ar Pasadena	11.50AM							
2227	Ar Los Angeles	7.30PM							
2354	Ar San Diego	8.35AM	Tues.	Wed.	Thur.	Fri.	Sat.	Sun.	Mon.
0	Lv Barstow A.T. & S.F.	8.35AM							
461	Ar San Francisco	9.15PM							

EAST—Via Albuquerque and La Junta

Mls.	STATIONS	20 Daily	THE CHIEF—Extra Fare						
0	Lv San Francisco (P.S.T.) A.T. & S.F.	11.00PM	Sat.	Sun.	Mon.	Tues.	Wed.	Thur.	Fri.
461	Ar Barstow	12.05PM							
0	Lv San Diego A.T. & S.F.	8.15AM	Sun.	Mon.	Tues.	Wed.	Thur.	Fri.	Sat.
126	Ar Los Angeles	11.30AM							
136	Ar Pasadena	11.59AM							
186	Ar San Bernardino	1.15PM							
269	Ar Barstow	3.15PM							
435	Ar Needles	6.25PM							
584	Ar Seligman	10.10PM							
609	Ar Ash Fork (M.S.T.)	11.50PM							
0	Lv Grand Canyon	8.45PM	Sun.	Mon.	Tues.	Wed.	Thur.	Fri.	Sat.
64	Ar Williams	11.05PM							
636	Lv Williams	12.50AM	Mon.	Tues.	Wed.	Thur.	Fri.	Sat.	Sun.
728	Ar Winslow	3.05AM							
856	Ar Gallup	5.20AM							
1017	Ar Albuquerque	8.15AM							
1017	Lv Albuquerque	8.25AM							
1085	Ar Lamy	9.55AM							
1149	Ar Las Vegas	11.50AM							
1259	Ar Raton	2.20PM							
1364	Ar La Junta	4.55PM							
1566	Ar Dodge City (C.S.T.)	9.35PM							
1719	Ar Newton	12.25AM	Tues.	Wed.	Thur.	Fri.	Sat.	Sun.	Mon.
1792	Ar Emporia	1.45AM							
1904	Ar Kansas City	3.45AM							
	Lv Kansas City	Daily 8.45AM	Daily	Wabash 8.30AM					
	Ar St. Louis	2.15PM							
1904	Lv Kansas City A.T. & S.F.	4.00AM	Tues.	Wed.	Thur.	Fri.	Sat.	Sun.	Mon.
2355	Ar Chicago	1.25PM							

Connecting Trains

0	Lv La Junta A.T. & S.F.	7.50AM	Mon.	Tues.	Wed.	Thur.	Fri.	Sat.	Sun.
64	Ar Pueblo	9.25AM							
108	Ar Colorado Springs	10.40AM							
183	Ar Denver (U.D.)	12.50PM							
0	Lv Ash Fork A.T. & S.F.	1.30AM	Tues.	Wed.	Thur.	Fri.	Sat.	Sun.	Mon.
150	Ar Castle Hot Springs	6.35AM							
194	Ar Phoenix	7.45AM							
0	Lv Los Angeles Sou. Pac.	6.05PM	Tues.	Wed.	Thur.	Fri.	Sat.	Sun.	Mon.
104	Ar Santa Barbara	8.55PM							
0	Lv San Bernardino A.T. & S.F.		Interstate rail tickets honored via motor.						
10	Ar Riverside								
0	Lv San Bernardino A.T. & S.F.		Interstate rail tickets honored via motor.						
43	Ar Castle Hot Springs								
194	Ar Ash Fork								
0	Lv Denver (U. D.) A.T. & S.F.	12.01PM	Mon.	Tues.	Wed.	Thur.	Fri.	Sat.	Sun.
64	Ar Colorado Springs	2.15PM							
108	Ar Pueblo	3.20PM							
183	Ar La Junta	4.50PM							

Equipment

No. 19 (The Chief)—COMPLETELY AIR-CONDITIONED.
(Valet, Maid, Barber Service and Radio. Daily market reports and news bulletins). Ladies' lounge, shower bath and maid-manicure service. Extra fare from Chicago and Kansas City—\$10.

Club Baggage Car Chicago to Los Angeles.
Sleeping Car Chicago to Los Angeles—14 Sec.
Chicago to Los Angeles—17 Roomettes.
Chicago to Los Angeles—2 D. R., 4 Comps., 4 Double Bedrooms.

Club Lounge Car Chicago to Los Angeles.
Dining Car Chicago to Los Angeles. Serves all meals. (Fred Harvey Service).
Sleeping Car Chicago to Los Angeles—2 D. R., 4 Comps., 4 Double Bedrooms.
Chicago to Los Angeles—8 Sec., 2 Comps., 2 Double Bedrooms.

Observation Car Chicago to Los Angeles—4 D. R., 1 Double Bedroom.

Connecting Trains

0	Lv Santa Barbara Sou. Pac.	6.15AM	Sun.	Mon.	Tues.	Wed.	Thur.	Fri.	Sat.
104	Ar Los Angeles	9.00AM							
0	Lv Riverside A.T. & S.F.		Interstate rail tickets honored via motor.						
10	Ar San Bernardino								
0	Lv Redlands A.T. & S.F.		Interstate rail tickets honored via motor.						
9	Ar San Bernardino								
0	Lv Phoenix A.T. & S.F.	3.30PM	Sun.	Mon.	Tues.	Wed.	Thur.	Fri.	Sat.
43	Ar Castle Hot Springs	4.42PM							
194	Ar Ash Fork	10.05PM							
0	Lv Denver (U. D.) A.T. & S.F.	12.01PM	Mon.	Tues.	Wed.	Thur.	Fri.	Sat.	Sun.
64	Ar Colorado Springs	2.15PM							
108	Ar Pueblo	3.20PM							
183	Ar La Junta	4.50PM							

Equipment

No. 20 (The Chief)—COMPLETELY AIR-CONDITIONED.
(Valet, Maid, Barber Service and Radio. Daily market reports and news bulletins). Ladies' lounge, shower bath and maid-manicure service. Extra fare to Kansas City and Chicago—\$10.

Club Baggage Car Los Angeles to Chicago.
Sleeping Car Los Angeles to Chicago—14 Sec.
Los Angeles to Chicago—17 Roomettes.
Los Angeles to Chicago—2 D. R., 4 Comps., 4 Double Bedrooms.

Club Lounge Car Los Angeles to Chicago.
Dining Car Los Angeles to Chicago. Serves all meals. (Fred Harvey Service).
Sleeping Car Los Angeles to Chicago—2 D. R., 4 Comps., 4 Double Bedrooms.
Los Angeles to Chicago—8 Sec., 2 Comps., 2 Double Bedrooms.

Observation Car Los Angeles to Chicago—4 D. R., 1 Double Bedroom.

EXPLANATORY NOTES

Sec.—Section; Comps.—Compartments; D. R.—Drawing Room; Obs.—Observation. C.S.T.—Central Standard Time. M.S.T.—Mountain Standard Time. P.S.T.—Pacific Standard Time. f Flag stop. A Train No. 74 Los Angeles to San Diego. B Train No. 71 San Diego to Los Angeles.

(C) Chicago, Kansas City and California

WEST—Via La Junta and Albuquerque

Mls.	STATIONS	21 Tuesday and Saturday	EL CAPITAN Extra Fare	
0	Lv Chicago (C.S.T.) A.T. & S.F.	5.45PM	Tuesday	Saturday
451	Ar Kansas City	12.42AM	Wednesday	Sunday
	Lv St. Louis	Mo. Pac. 5.15PM	Tuesday	Saturday
	Ar Kansas City	Wabash 4.05PM		
	Lv Kansas City A.T. & S.F.	11.45PM	Wednesday	Sunday
451	Ar Kansas City	12.47AM		
636	Ar Newton	3.40AM		
669	Ar Hutchinson	4.07AM		
789	Ar Dodge City	5.50AM		
	Lv Dodge City A.T. & S.F.	4.53AM		
789	Ar La Junta	7.37AM		
992	Ar Trinidad	9.10AM		
1074	Ar Raton	10.05AM		
1096	Ar Las Vegas	12.03PM		
1206	Ar Albuquerque	3.00PM		
1338	Lv Albuquerque	3.05PM		
1499	Ar Gallup	5.45PM		
1627	Ar Winslow	7.37PM		
	Lv Las Vegas A.T. & S.F.	12.38AM	Thursday	Monday
1919	Ar Needles	4.00AM		
2086	Ar Barstow	5.58AM		
2168	Ar San Bernardino	7.05AM		
2218	Ar Pasadena	7.30AM		
2227	Ar Los Angeles A.T. & S.F.	7.40AM	Thursday	Monday
2353	Ar San Diego	10.10AM		

Connecting Trains

992	Lv La Junta A.T. & S.F.	7.50AM	Wednesday	Sunday
1056	Ar Pueblo	9.25AM		
1100	Ar Colorado Springs	10.40AM		
1175	Ar Denver	12.50PM		
2086	Lv Barstow A.T. & S.F.	8.35AM	Thursday	Monday
2227	Ar Bakersfield	12.15PM		
2338	Ar Fresno	3.05PM		
2461	Ar Stockton	6.20PM		
2540	Ar Oakland (40th & San Pablo)	8.50PM		
2547	Ar San Francisco	9.15PM		
0	Lv Los Angeles Sou. Pac.	8.15AM	Thursday	Monday
104	Ar Santa Barbara	10.32AM		

Equipment

No. 21. (El Capitan)—COMPLETELY AIR-CONDITIONED. Lv. Chicago Tuesdays and Saturdays. Radio. Courier-Nurse, free pillows and drinking cups. Free porter service. Extra fare from Chicago—\$5.00; from Kansas City—\$3.75.

Baggage Dormitory Car Chicago to Los Angeles (32 seats).
Chair Car Chicago to Los Angeles (52 seats).
Lunch-Counter Dining Car Chicago to Los Angeles. Serving all meals. (Fred Harvey service).
Breakfast 40c, 50c, 60c, 75c; Luncheon 50c, 65c, 80c; Dinner 65c, 75c, \$1.00.

Also a la carte service at greatly reduced prices.

Chair Car Chicago to Los Angeles (women and children only, 52 seats).
Chair Car Chicago to Los Angeles (52 seats).

EAST—Via Albuquerque and La Junta

Mls.	STATIONS	22 Tuesday and Friday	EL CAPITAN Extra Fare	
0	Lv San Diego A.T. & S.F.	10.50AM	Tuesday	Friday
126	Ar Los Angeles	1.20PM		
126	Lv Los Angeles A.T. & S.F.	1.30PM	Tuesday	Friday
136	Ar Pasadena	1.55PM		
186	Ar San Bernardino	3.05PM		
269	Ar Barstow	4.47PM		
435	Ar Needles	7.38PM		
	Lv Los Angeles A.T. & S.F.	3.03AM	Wednesday	Saturday
728	Ar Winslow	4.57AM		
856	Ar Gallup	7.30AM		
1017	Ar Albuquerque	7.35AM		
1017	Lv Albuquerque	10.22AM		
1149	Ar Las Vegas	12.27PM		
1259	Ar Raton	1.24PM		
1282	Ar Trinidad	2.20PM		
1394	Ar La Junta	2.50PM		
1566	Ar Dodge City	5.25PM		
	Lv Dodge City A.T. & S.F.	6.28PM		
1686	Ar Hutchinson	8.02PM		
1719	Ar Newton	8.30PM		
1904	Ar Kansas City	11.30PM		
	Lv Kansas City	Mo. Pac. 11.59PM	Wabash 11.55PM	Alton 11.59PM
	Ar St. Louis</			

Bracketing the Economy Field

El CAPITAN The SCOUT

THE ONLY ALL-CHAIR CAR 39¾-HOUR STREAMLINER Chicago-Los Angeles To California

● Twice weekly it streaks between Chicago and Los Angeles in just 39¾ hours, does this gay new all-chair-car Santa Fe streamliner dedicated entirely to economy travel...

● And the cost on this unique train? Just add a very small extra-fare (a maximum of \$5) to the lowest existing coach fare! For example, the total one-way fare between Chicago and Los Angeles is \$44.50; for the round trip, only \$75!

You'll like, too, the beauty, comfort and friendly service on *El Capitan*. There are deep-cushioned reclining chairs; large dressing rooms; carpeted aisles; broad windows; individual overhead lights; radio; free porter and registered courier-nurse service. And the cheery lunch counter-diner serves delicious *low-cost* Fred Harvey meals.

● This popular transcontinental train, air-conditioned of course, is made to order for those who must budget travel dollars carefully...

The Santa Fe *Scout*, daily between Chicago, Kansas City and Los Angeles, provides the utmost in travel comfort for the fewest possible dollars.

Swift, smooth-riding, it carries latest type stainless steel coaches, with deep-cushioned reclining chairs and roomy lounges; spacious tourist and standard Pullmans; a lounge car for sleeping car patrons; a cheery diner serving delicious meals for only 90¢-a-day. A friendly courier-nurse will gladly render any necessary assistance without charge.

SANTA FE'S 13 SUPREME STREAMLINERS

● *El Capitan* is only one of 13 magnificent new trains, streamlined in stainless steel, that Santa Fe presents for more enjoyable California and Southwestern journeys during 1938.

There are two superb Super Chiefs, extra fare, and only solid-Pullman 39¾-hour streamliners between Chicago and Los Angeles; six new streamlined Chiefs that further emphasize the distinction of this fastest and only first-class, extra-fare, Chicago-Los Angeles daily train; and new streamliners between Los Angeles and San Diego, and Chicago and Wichita.



1938 IS A SANTA FE YEAR



(E) Chicago, Kansas City and California (Limited Service)

Table with columns for WEST—Via La Junta and Albuquerque and EAST—Via Albuquerque and La Junta. Includes station names, departure times, and days of the week.

Equipment section detailing No. 23 and No. 24 daily services, including details on Pullman cars, dining cars, and sleeping cars.

Explanatory Notes: Sec. = Section; Comps. = Compartments; D R. = Drawing room; Obs. = Observation. C. S. T. = Central Standard Time. M. S. T. = Mountain Standard Time. P. S. T. = Pacific Standard Time.

SAN FRANCISCO-OAKLAND TERMINALS: Santa Fe transcontinental trains, westbound, operate into Oakland Station (Fortieth Street and San Pablo Avenue) thence by motor coach to new Santa Fe Passenger Terminal (Forty-four Fourth Street just off Market).



(F) Chicago, Kansas City and California

WEST—Via Clovis and Belen

Mls.	STATIONS	Daily	THE NAVAJO—No Extra Fare
0	Lv Chicago (C.S.T.) A.T. & S.F.	10:20AM	Sun. Mon. Tues. Wed. Thur. Fri. Sat.
451	Ar Kansas City	9:05PM	
	Lv St. Louis	Daily	Wabash
	Ar Kansas City	5:15PM	9:30PM
451	Lv Kansas City	11:59PM	Sun. Mon. Tues. Wed. Thur. Fri. Sat.
636	Ar Newton	4:50AM	
663	Ar Wichita	5:45AM	
698	Ar Wellington	7:25AM	
804	Ar Waynoka	10:10AM	
913	Ar Canadian	10:20AM	
956	Ar Pampa	12:23PM	
1010	Ar Amarillo	2:45PM	
1114	Ar Clovis (C.S.T.) A.T. & S.F.	6:00PM	
1114	Ar Clovis (M.S.T.)	5:15PM	
1245	Ar Vaughn	8:05PM	
1354	Ar Belen	10:55PM	
1718	Ar Williams	6:50AM	Tues. Wed. Thur. Fri. Sat. Sun. Mon.
1718	Lv Williams	6:50AM	Tues. Wed. Thur. Fri. Sat. Sun. Mon.
1782	Ar Grand Canyon	7:30AM	Tues. Wed. Thur. Fri. Sat. Sun. Mon.
1782	9:15AM	Tues. Wed. Thur. Fri. Sat. Sun. Mon.	
1718	Lv Williams	6:50AM	Tues. Wed. Thur. Fri. Sat. Sun. Mon.
1741	Ar Ash Fork	7:35AM	
1857	Ar Kingman	9:45AM	
1917	Ar Needles (P.S.T.)	11:05AM	
2085	Ar Barstow	3:45PM	
2166	Ar San Bernardino	6:05PM	
2216	Ar Pasadena	8:00PM	
2226	Ar Los Angeles	8:35PM	
2226	Lv Los Angeles	9:00PM	Tues. Wed. Thur. Fri. Sat. Sun. Mon.
2352	Ar San Diego	12:30AM	Tues. Wed. Thur. Fri. Sat. Sun. Mon.
2085	Lv Barstow	5:00PM	Tues. Wed. Thur. Fri. Sat. Sun. Mon.
2226	Ar Bakersfield	9:00PM	
2338	Ar Fresno	11:45PM	
2460	Ar Stockton	3:25AM	Wed. Thur. Fri. Sat. Sun. Mon. Tues.
2539	Ar Oakland	6:05AM	
2546	Ar San Francisco	6:30AM	

Connecting Trains

0	Lv New Orleans	Mo. Pac. Lines	9:25AM	Sun. Mon. Tues. Wed. Thur. Fri. Sat.
367	Ar Houston	G.C. & S.F.	9:30PM	
687	Ar Brownwood		7:10AM	Mon. Tues. Wed. Thur. Fri. Sat. Sun.
1022	Ar Clovis (C.S.T.)	A.T. & S.F.	5:05PM	
0	Lv Albuquerque	A.T. & S.F.	9:40PM	Mon. Tues. Wed. Thur. Fri. Sat. Sun.
30	Ar Belen		10:30PM	
0	Lv Belen	A.T. & S.F.	11:00PM	Mon. Tues. Wed. Thur. Fri. Sat. Sun.
30	Ar Albuquerque		11:50PM	
0	Lv Ash Fork	A.T. & S.F.	10:00AM	Tues. Wed. Thur. Fri. Sat. Sun. Mon.
53	Ar Prescott		11:30AM	
166	Ar Phoenix	S.F. Trailways	3:45PM	
0	Lv San Bernardino	A.T. & S.F.		Interstate rail tickets honored via motor.
9	Ar Redlands			
0	Lv San Bernardino	A.T. & S.F.		Interstate rail tickets honored via motor.
10	Ar Riverside			

Equipment A C indicates Air-Conditioned equipment

No. 9. Chicago to California. Daily. (The Navajo).
 Sleeping Car... A C—Chicago to Oklahoma City—10 Sec., D. R., 2 Comps. (on No. 27 from Kansas City).
 A C—Chicago to Los Angeles—12 Sec., D. R.
 A C—Kansas City to Wichita—14 Sec.
 A C—Kansas City to Wichita—10 Sec., 2 D. R. (on No. 27 to Newton).
 A C—New Orleans to Los Angeles—12 Sec., D. R. (on 6-75-92-97 to Clovis).
 A C—Barstow to Oakland—10 Sec., 2 D. R.
 Tourist Sleeper... A C—Chicago to Los Angeles.
 A C—Dallas to Oakland (on Nos. 66-5-75-92-97 to Clovis).
 Dining Car... A C—Chicago to Kansas City. A C—Brownwood to Belen (on Nos. 75-92-97 to Clovis). (Fred Harvey service).
 Santa Fe Obs.-Parlor Car A C—Chicago to Kansas City.
 Chair Car... A C—Chicago to Los Angeles. (Ladies Lounge and Men's Dressing Room).
 Free pillows. Smoker-Chair Car A C—Barstow to Oakland.
 Tray service from dining car for chair car passengers between Chicago and Kansas City.

Explanatory Notes:—Sec.—Section; D. R.—Drawing-room; Comps.—Compartments. Obs.—Observation. ▲ Sleeper ready for occupancy 10.00 p.m. at Kansas City. ☐ Bus service, regular railroad occupied at Wichita until 8.00 a.m. ☐ Sleeping cars may be occupied at Oakland until 7.30 a.m. C.S.T.—Central Standard Time. M.S.T.—Mountain Standard Time. P.S.T.—Pacific Standard Time.



(G) Chicago, Kansas City and California

WEST—Via Clovis and Belen

Mls.	STATIONS	Daily	THE SCOUT—No Extra Fare
0	Lv Chicago (C.S.T.) A.T. & S.F.	8:45PM	Sun. Mon. Tues. Wed. Thur. Fri. Sat.
451	Ar Kansas City	7:20AM	
	Lv St. Louis	Daily	Wabash
	Ar Kansas City	7:45AM	11:59PM
451	Lv Kansas City	10:00AM	Mon. Tues. Wed. Thur. Fri. Sat. Sun.
508	Ar Ottawa Jct.	11:11AM	
636	Ar Newton	2:05PM	
663	Ar Wichita	2:55PM	
698	Ar Wellington	4:10PM	
804	Ar Waynoka	7:05PM	
913	Ar Canadian	9:50PM	
956	Ar Pampa	11:00PM	
1010	Ar Amarillo	12:20AM	Tues. Wed. Thur. Fri. Sat. Sun. Mon.
1114	Ar Clovis (C.S.T.) A.T. & S.F.	2:35AM	
1114	Ar Clovis (M.S.T.)	1:45AM	
1245	Ar Vaughn	4:40AM	
1354	Ar Belen	7:55AM	
1718	Ar Williams	5:00PM	Tues. Wed. Thur. Fri. Sat. Sun. Mon.
1718	6:30PM	Tues. Wed. Thur. Fri. Sat. Sun. Mon.	
1782	Ar Grand Canyon	8:15PM	Tues. Wed. Thur. Fri. Sat. Sun. Mon.
1782	9:45PM	Tues. Wed. Thur. Fri. Sat. Sun. Mon.	
1718	5:00PM	Tues. Wed. Thur. Fri. Sat. Sun. Mon.	
1741	Ar Ash Fork	5:05PM	
1857	Ar Kingman	8:05PM	
1917	Ar Needles	9:35PM	
2085	Ar Barstow	2:10AM	Wed. Thur. Fri. Sat. Sun. Mon. Tues.
2166	Ar San Bernardino	4:35AM	
2216	Ar Pasadena	6:25AM	
2226	Ar Los Angeles	7:00AM	
2226	7:40AM	Wed. Thur. Fri. Sat. Sun. Mon. Tues.	
2352	Ar San Diego	10:10AM	Wed. Thur. Fri. Sat. Sun. Mon. Tues.
2085	8:35AM	Wed. Thur. Fri. Sat. Sun. Mon. Tues.	
2226	Ar Bakersfield	12:15PM	
2338	Ar Fresno	3:05PM	
2460	Ar Stockton	6:20PM	
2539	Ar Oakland	8:50PM	
2546	Ar San Francisco	9:15PM	

Connecting Trains

0	Lv Albuquerque	A.T. & S.F.	6:00AM	Tues. Wed. Thur. Fri. Sat. Sun. Mon.
30	Ar Belen		6:50AM	
0	Lv Belen	A.T. & S.F.	8:05AM	Tues. Wed. Thur. Fri. Sat. Sun. Mon.
30	Ar Albuquerque		8:55AM	
0	Lv San Bernardino	A.T. & S.F.	8:35AM	Wed. Thur. Fri. Sat. Sun. Mon. Tues.
9	Ar Redlands			Interstate rail tickets honored via motor.
0	Lv San Bernardino	A.T. & S.F.		Interstate rail tickets honored via motor.
10	Ar Riverside			
0	Lv Los Angeles	So. Pac.	8:15AM	Wed. Thur. Fri. Sat. Sun. Mon. Tues.
104	Ar Santa Barbara		10:32AM	

Equipment A C indicates Air-Conditioned equipment

No. 1. Daily (The Scout) Courier-Nurse, free pillows and drinking cups. Radio. Free porter service.
 Lounge Car... A C—Chicago to Los Angeles.
 Sleeping Car... A C—Chicago to Los Angeles—8 Sec., D. R., 2 Comps. (Two Cars)
 Tourist Sleeper... A C—Chicago to Los Angeles.
 A C—Chicago to Los Angeles—Wed., Fri., and Sun.
 A C—Chicago to San Diego (on No. 72 from Los Angeles).
 A C—Chicago to Oakland—Mon., Thurs., & Sat. (on 23 from Barstow)
 A C—Chicago to Los Angeles. Serving all meals (Fred Harvey service).
 Dining Car... A C—Chicago to Los Angeles. (Ladies Lounge and Men's Dressing Room).
 Breakfast 25¢—Luncheon 30¢ and Dinner 35¢. Also a la carte service at greatly reduced prices.
 De Luxe Chair Car... A C—Chicago to Los Angeles. (For Women and Children only).
 Chair Car... A C—Chicago to Los Angeles.
 A C—Chicago to San Diego (on No. 72 from Los Angeles).

Explanatory Notes:—Sec.—Section; Comps.—Compartments; D. R.—Drawing room; Obs.—Observation. C. S. T.—Central Standard Time. M. S. T.—Mountain Standard Time. P. S. T.—Pacific Standard Time. ☐—Motor Bus, railroad tickets exchanged Williams or Grand Canyon for motor tickets without additional charge, certain employee and other Special Fare tickets exchanged only on payment of difference. ★ Through tourist sleeper and chair car from Chicago is carried on train No. 72 between Los Angeles and San Diego. Lv. Los Angeles 9.15 a.m., Ar. San Diego 12.30 p.m.

EAST—Via Belen and Clovis

Mls.	STATIONS	Daily	THE SCOUT—No Extra Fare
0	Lv San Francisco (P.S.T.) A.T. & S.F.	10:20AM	Sun. Mon. Tues. Wed. Thur. Fri. Sat.
7	Ar Oakland (40th & San Pablo)	10:45AM	
86	Ar Stockton	1:18PM	
152	Ar Merced	3:01PM	
210	Ar Fresno	4:30PM	
320	Ar Bakersfield	7:10PM	
461	Ar Barstow	11:05PM	
0	Lv San Diego	A.T. & S.F.	3:00PM
126	Ar Los Angeles	6:15PM	Sun. Mon. Tues. Wed. Thur. Fri. Sat.
0	Lv Los Angeles	A.T. & S.F.	7:05PM
10	Ar Pasadena	7:35PM	Sun. Mon. Tues. Wed. Thur. Fri. Sat.
60	Ar San Bernardino	9:00PM	
143	Ar Barstow	11:30PM	
309	Ar Needles	3:20AM	Mon. Tues. Wed. Thur. Fri. Sat. Sun.
483	Ar Ash Fork (M.S.T.)	9:55AM	
510	Ar Williams	10:55AM	
510	11:00AM	Mon. Tues. Wed. Thur. Fri. Sat. Sun.	
574	Ar Grand Canyon	12:45PM	Mon. Tues. Wed. Thur. Fri. Sat. Sun.
0	Lv Grand Canyon	A.T. & S.F.	9:00AM
64	Ar Williams	10:45AM	Mon. Tues. Wed. Thur. Fri. Sat. Sun.
510	A.T. & S.F.	10:55AM	
874	Ar Belen	7:20PM	Mon. Tues. Wed. Thur. Fri. Sat. Sun.
983	Ar Vaughn	10:35PM	
1114	Ar Clovis (M.S.T.)	1:25AM	Tues. Wed. Thur. Fri. Sat. Sun. Mon.
1114	Ar Clovis (C.S.T.)	2:35AM	
1171	Ar Hereford	3:51AM	
1218	Ar Amarillo	5:00AM	
1272	Ar Pampa	6:19AM	
1315	Ar Canadian	7:20AM	
1424	Ar Waynoka	10:15AM	
1564	Ar Wichita	2:18PM	
1591	Ar Newton	3:05PM	
1726	Ar Emporia	4:45PM	
1726	Ar Topeka	6:10PM	
1792	Ar Kansas City	8:10PM	

Connecting Trains

0	Lv Santa Barbara	So. Pac.	3:38PM	Sun. Mon. Tues. Wed. Thur. Fri. Sat.
104	Ar Los Angeles		6:00PM	
0	Lv Redlands	A.T. & S.F.		Interstate rail tickets honored via motor.
9	Ar San Bernardino			
0	Lv Riverside	A.T. & S.F.		Interstate rail tickets honored via motor.
10	Ar San Bernardino			
0	Lv Prescott	A.T. & S.F.	6:30AM	Mon. Tues. Wed. Thur. Fri. Sat. Sun.
57	Ar Ash Fork		7:50AM	
0	Lv Belen	A.T. & S.F.	11:59PM	Mon. Tues. Wed. Thur. Fri. Sat. Sun.
30	Ar Albuquerque		8:35PM	
0	Lv Albuquerque	A.T. & S.F.	6:20PM	Mon. Tues. Wed. Thur. Fri. Sat. Sun.
30	Ar Belen		7:10PM	

Equipment A C indicates Air-Conditioned equipment

No. 2. Daily (The Scout) Courier-Nurse, free pillows and drinking cups. Radio. Free porter service.
 Sleeping Car... A C—Los Angeles to Chicago—8 Sec., D. R., 2 Comps. (Two Cars)
 Lounge Car... A C—Los Angeles to Chicago.
 Tourist Sleeper... A C—Chicago (Mon. Wed. and Fri.).
 A C—Los Angeles to Chicago.
 A C—San Diego to Chicago (on No. 75 to Los Angeles).
 Santa Fe Cafe-Obs. Car A C—Oakland to Barstow.
 Dining Car... A C—Los Angeles to Chicago. Serving all meals (Fred Harvey service).
 Breakfast 25¢—Luncheon 30¢ and Dinner 35¢. Also a la carte service at greatly reduced prices.
 De Luxe Chair Car... A C—Los Angeles to Chicago (For Women and Children only).
 Chair Car... A C—Oakland to Kansas City.
 A C—Los Angeles to Chicago.
 A C—San Diego to Chicago (on No. 75 to Los Angeles).
 Smoker-Chair Car... A C—Oakland to Barstow.

Explanatory Notes:—Sec.—Section; Comps.—Compartments; D. R.—Drawing room; Obs.—Observation. C. S. T.—Central Standard Time. M. S. T.—Mountain Standard Time. P. S. T.—Pacific Standard Time. ☐—Motor Bus, railroad tickets exchanged Williams or Grand Canyon for motor tickets without additional charge, certain employee and other Special Fare tickets exchanged only on payment of difference. ★ Through tourist sleeper and chair car from Chicago is carried on train No. 72 between Los Angeles and San Diego. Lv. Los Angeles 9.15 a.m., Ar. San Diego 12.30 p.m.

Chicago, Kansas City and Phoenix

Tickets reading between Albuquerque or Belen and East, and Barstow, Cal. and beyond, or vice versa will be honored via Phoenix, without additional charge, upon application to train conductor.

Table with columns for train types (THE GRAND CANYON, THE CHIEF, THE NAVAJO), dates, and stations. Includes times for westbound and eastbound services.

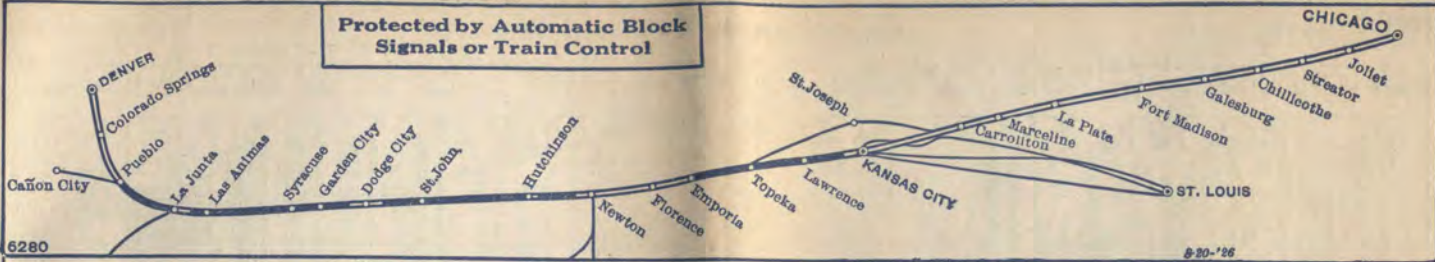
Equipment—AC indicates Air-Conditioned equipment.

- No. 19—Chicago to Ash Fork. (The Chief). Extra Fare. No. 47—Ash Fork to Phoenix. Daily. A C—Club Car. Chicago to Los Angeles. Sleeping Car A C—Chicago to Los Angeles—4 D. R., 1 Double Bedroom Obs. (on No. 19 from Ash Fork.)

(H) Phoenix and California

Table with columns for BUS, Example, 170, Example, Mts., STATIONS, 2-118, Example, BUS, Example. Lists routes between Phoenix and California.

Explanatory Notes: Sec.—Section; D. R.—Drawing-room; Comp.—Compartment; Obs.—Observation. C.S.T.—Central Standard Time. M.S.T.—Mountain Standard Time. P.S.T.—Pacific Standard Time.



(J) WEST—Read down Chicago, Kansas City, Kansas and Colorado EAST—Read up

Table with columns for train types (EL CAPITAN, THE CHIEF, THE GRAND CANYON), dates, and stations. Includes times for westbound and eastbound services.

Equipment AC indicates Air-Conditioned equipment

- No. 9—Chicago to Kansas City; No. 27—Kansas City to Newton; No. 15—Newton to La Junta; Bus—La Junta to Pueblo. C. & S. No. 28—Pueblo to Denver. Daily

(I) Phoenix and California

Table with columns for BUS, Example, 170, Example, Mts., STATIONS, 2-118, Example, BUS, Example. Lists routes between Phoenix and California.

Explanatory Notes: Sec.—Section; D. R.—Drawing-room; Comp.—Compartment; Obs.—Observation. C.S.T.—Central Standard Time. M.S.T.—Mountain Standard Time. P.S.T.—Pacific Standard Time.

Equipment AC indicates Air-Conditioned equipment

- C&S No. 27—Denver to Pueblo; No. 16—Pueblo to Newton; No. 23—Newton to Kansas City; No. 10—Kansas City to Chicago. Daily

MILEAGE OF LINES OPERATED

Table listing mileages for various routes: Atchison, Topeka & Santa Fe Ry. (9,580 miles), Panhandle and Santa Fe Ry. (1,879 miles), Gulf, Colorado & Santa Fe Ry. (2,129 miles), Total Mileage (13,588 miles).

(K) WEST—Read down Chicago and Kansas City EAST—Read up. Table with columns for No. 7 Daily, No. 3 Daily, No. 1 Daily, No. 5 Daily, No. 17 Tues. Sat., No. 21 Tues. Sat., No. 19 Daily, No. 9 Daily, No. 11 Daily, No. 23 Daily, Mis., STATIONS, No. 20 Daily, No. 18 Sun. Thur., No. 10 Daily, No. 12 Daily, No. 8 Daily, No. 2 Daily, No. 24 Daily, No. 4 Daily, No. 6 Daily, No. 22 Semi-Weekly.

Equipment—A C indicates Air-Conditioned equipment. No. 1—Daily. (The Scout). COMPLETELY AIR-CONDITIONED. Chicago to Kansas City—Lounge Car. Sleeping Cars. Tourist Sleeping Cars. Chair Car. Dining Car.

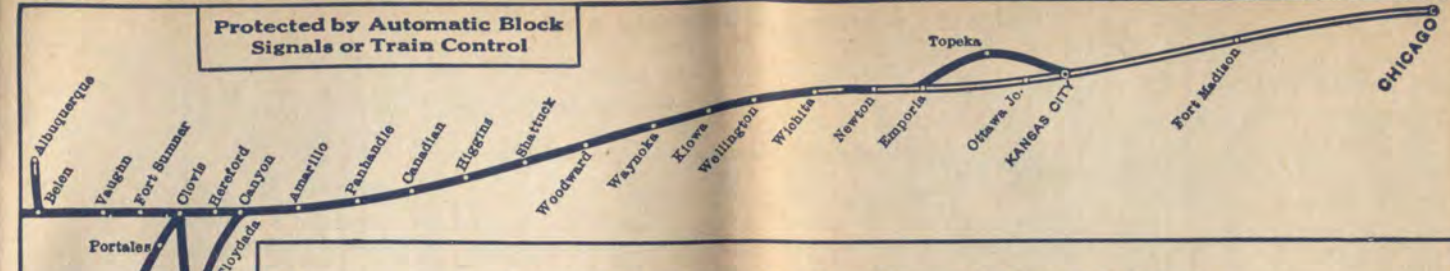
Equipment—A C indicates Air-Conditioned equipment. No. 2—Daily. (The Scout). COMPLETELY AIR-CONDITIONED. Kansas City to Chicago—Lounge Car. Chair Car. Sleeping Cars. Tourist Sleepers. Dining Car.

(L) WEST and SOUTH—Read down Chicago, Kansas City and Tulsa NORTH and EAST—Read up. Table with columns for 5-49 Daily, Example, 9-47 Daily, Example, Mis., Central Standard Time, 50-24 Daily, Example, 48-10 Daily, Example.

Equipment A C indicates Air-Conditioned equipment. Sleepers may be occupied at Tulsa until 8.00 a.m. No. 9—Chicago to Kansas City; No. 47—Kansas City to Tulsa. Daily.

Equipment A C indicates Air-Conditioned equipment. No. 50—Tulsa to Kansas City; No. 24—Kansas City to Chicago. Daily. (Oil Flyer).

Explanatory Notes: D. R.—Drawing-room; Comp.—Compartment; Sec.—Section; Obs.—Observation. † Operating stop only. f Flag stop. C Stops to receive paying passengers for south of Ottawa.



(M) Central Kansas, Panhandle and Pecos Valley. Table with columns for WEST and SOUTH, NORTH and EAST. Includes stations like Carlsbad, Hagerman, and Roswell.

Temporary discontinuance of the California Limited. Service on the California Limited (train 3 westbound and train 4 eastbound) has been temporarily discontinued.

Equipment A C indicates Air-Conditioned equipment. No. 1—Chicago to Belen; No. 26—Belen to Albuquerque. Daily. (The Scout). Lounge Car. A C—Chicago to Belen. (Courier-Nurse).

Equipment A C indicates Air-Conditioned equipment. No. 27—Albuquerque to Belen; No. 2—Belen to Chicago. Daily. (The Scout). Sleeping Car. A C—Los Angeles to Chicago—8 Sec., D. R., 2 Comps.

Explanatory Notes: Sec.—Section; D. R.—Drawing-room; Comp.—Compartment; Obs.—Observation. M.S.T.—Mountain Standard Time. C.S.T.—Central Standard Time. ○ Via Texas and Pacific Ry., connection made at Sweetwater.

(N) Chicago, Kansas, Oklahoma and Texas

WEST and SOUTH—Via Purcell

Mls.	Central Standard Time	23-15 Daily	Ex-ample	11 Daily	Ex-ample	9-27 Daily	Ex-ample	5 Daily	Ex-ample
0	Lv Chicago	1:45AM	Sun.	9:30AM	Sun.	10:20AM	Sun.	8:00PM	Sun.
451	Ar Kansas City	1:30PM	"	5:00PM	"	9:05PM	"	7:15AM	Mon.
451	Lv Kansas City	5:15PM	"	5:15PM	"	10:05PM	"	8:00AM	"
491	Ar Lawrence	2:48PM	"	5:56PM	"	10:57PM	"	8:53AM	"
517	Ar Topeka	3:25PM	"	6:25AM	"	11:40PM	"	9:30AM	"
551	Ar Osage City	4:09PM	"		"	H12:25AM	Mon.		"
578	Ar Emporia	4:50PM	"	7:29PM	"	1:10AM	"	10:50AM	"
598	Ar Strong City	5:20PM	"		"		"		"
651	Ar Newton	7:05PM	"	8:43PM	"	2:55AM	"	12:22PM	"
678	Ar Wichita	7:55PM	"	9:15PM	"	3:40AM	"	1:06PM	"
694	Ar Mulvane	8:47PM	"		"	4:35AM	"	1:57PM	"
717	Ar Winfield	9:07PM	"		"	4:55AM	"	2:17PM	"
730	Ar Arkansas City	9:50PM	"		"	5:35AM	"	3:00PM	"
759	Ar Ponca City	11:35PM	"		"	7:00AM	"	4:25PM	"
819	Ar Guthrie	12:30AM	Mon.		"	7:45AM	"	5:15PM	"
850	Ar Oklahoma City	1:40AM	"		"	8:55AM	"	6:15PM	"
883	Lv Purcell	2:27AM	"		"	9:35AM	"	6:51PM	"
905	Ar Pauls Valley	3:52AM	"		"	10:53AM	"	8:07PM	"
950	Ar Ardmore	4:57AM	"		"	11:48AM	"	9:06PM	"
990	Ar Gainesville	6:25AM	"		"	1:25PM	Mon.	10:25PM	"
1055	Ar Ft. Worth	6:55AM	Mon.		"	▲1:45PM	Mon.	▲11:05PM	Mon.
1086	Lv Dallas	7:45AM	"		"	▲2:45PM	"	▲12:01AM	Tues.
0	Lv Dallas	▲7:45AM	"		"		"	▲10:00PM	Tues.
31	Ar Ft. Worth	▲7:45AM	"		"		"	▲10:45PM	"
1055	Lv Ft. Worth	8:00AM	Mon.		"		"	11:00PM	Mon.
1083	Ar Cleburne	8:45AM	"		"		"	11:40PM	"
1183	Ar Temple	11:30AM	"		"	2:00AM	Tues.		"
1227	Ar Milano	12:44PM	"		"	3:23AM	"		"
1259	Ar Somerville	1:40PM	"		"	4:11AM	"		"
1371	Ar Houston	6:00PM	"		"	7:05AM	"		"
1401	Ar Galveston	7:45PM	"		"	8:50AM	"		"

Connecting Trains

0	Lv Dallas	G.C.&S.F.				10:00PM	Mon.
31	Ar Ft. Worth	"				11:20PM	"
173	Ar Brownwood	"				4:30AM	Tues.
270	Ar San Angelo	"				7:30AM	"
0	Lv Brownwood	G.C.&S.F.				7:10AM	Tues.
114	Ar Sweetwater	"				10:30AM	"
0	Lv Ft. Worth	Mo. Pac. Lines	C 9:40AM	Mon.		11:30PM	Mon.
280	Ar San Antonio	"	C 4:30PM	"		7:40AM	Tues.
0	Lv Houston	Mo. Pac. Lines	9:45PM	Mon.		8:20AM	Tues.
90	Ar Beaumont	"	11:54PM	"		10:38AM	"

Equipment
A C indicates Air-Conditioned equipment

No. 23-Chicago to Newton; No. 15-Newton to Galveston. Daily. (Fast Fifteen.)
A C—Lounge Car. Chicago to Newton.
 Sleeping Car **A C**—Chicago to Newton—10 Sec., Obs. (for the west).
A C—Chicago to Newton—8 Sec., D. R., 2 Comps. (for the west).
A C—Chicago to Newton—10 Sec., D. R., 2 Comps. (for the west).
A C—Newton to Dallas—12 Sec., D. R. (on No. 65 from Ft. Worth).
A C—Oklahoma City to Dallas—14 Sec. (on No. 65 from Ft. Worth). Sleeper ready for occupancy 9.30 p.m.
A C—Dining Car. Chicago to Newton Tray service from dining car.
A C—Tourist Sleeper. Chicago to Newton.
A C—Chair Car. Chicago to Newton; Newton to Dallas. (Ladies' Lounge, Free pillows.)
A C—Ft. Worth to Galveston.

No. 11-Chicago to Wichita. Daily. (The Kansas Cityan). Radio.
COMPLETELY AIR-CONDITIONED
 Club-Chair Car. Chicago to Wichita.
 Chair Car. Chicago to Wichita (3 cars).
 Dining Car. Chicago to Wichita, Serving all meals. (Fred Harvey service). Breakfast 55c, 75c, and 85c; Luncheon 90c; Dinner \$1.35. Also off-the-tray service (from dining car) served in chair cars.
 Santa Fe Parlor-Obs. Car. Chicago to Wichita.

No. 9-Chicago to Kansas City; No. 27-Kansas City to Ft. Worth. Daily. (The Antelope).
 Sleeping Car **A C**—Chicago to Oklahoma City—10 Sec., D. R., 2 Comps.
A C—Kansas City to Ft. Worth—12 Sec., D. R.
A C—Kansas City to Wichita—10 Sec., 2 D. R., (on No. 9 from Newton).
A C—Kansas City to Dodge City—10 Sec., 2 D. R. (on No. 15 from Newton).
A C—Cafe-Lounge Car. Oklahoma City to Ft. Worth. Tray service from cafe car.
A C—Dining Car. Chicago to Kansas City. (Fred Harvey service). Tray service from dining car.
A C—Santa Fe Parlor-Obs. Car. Chicago to Kansas City.
A C—Tourist Sleeper. Chicago to Los Angeles (on No. 9 from Kansas City).
A C—Chair Car. Chicago to Kansas City; **A C**—Kansas City to Ft. Worth.

No. 5-Chicago to Galveston. Daily. (The Ranger). Radio, market reports and news bulletins.
A C—Santa Fe Parlor-Club Car. Chicago to Ft. Worth.
 Sleeping Car **A C**—Chicago to San Antonio—10 Sec., Obs. (on Mo. Pac. No. 17 from Ft. Worth).
A C—Chicago to Oklahoma City—10 Sec., D. R., 2 Comps.
A C—Chicago to Kansas City—14 Sec.
A C—Chicago to Galveston—10 Sec., D. R., 2 Comps.
A C—Denver to Ft. Worth—12 Sec., D. R. (on No. 5-6-24 to Newton).
A C—Dallas to Galveston—10 Sec., Lounge (on No. 66 to Ft. Worth).
A C—Los Angeles to New Orleans—12 Sec., D. R. (on Nos. 10-93-91-76 to Temple; via Mo. Pac. Lines from Houston).
A C—Dining Car. Chicago to Ft. Worth. Tray service from dining car Chicago to Ft. Worth.
A C—Chair Car. Chicago to Galveston. (Ladies' Lounge and Men's Dressing Room. Free pillows.)

Explanatory Notes: Sec.—Section; D. R.—Drawing-room; Comps.—Compartments; Obs.—Observation. ☐ Sleeping car ready at Wichita at 9:00 p.m. ☐ Sleeping car may be occupied until 8:00 a.m. ▲ Via Texas Motor Coaches (Bus). ■ Ready 10:00 p.m. at Kansas City. B Stops to discharge paying passengers from south of Wichita for Strong City District. C Via M.-K.-T. Lines. f Flag stop. G Stops to discharge paying passengers from south of Newton. H Stops to receive paying passengers from south of Newton.

NORTH and EAST—Via Purcell

Mls.	Central Standard Time	16-12 Daily	Ex-ample	6 Daily	Ex-ample	28-10 Daily	Ex-ample	12 Daily	Ex-ample
0	Lv Galveston	G.C.&S.F.	7:30AM	Sun.	7:45PM	Sun.			
53	Ar Houston	"	9:15AM	"	9:30PM	"			
142	Ar Somerville	"	1:26PM	"	12:30AM	Mon.			
173	Ar Milano	"	2:30PM	"	1:27AM	"			
218	Ar Temple	"	3:45PM	"	2:55AM	"			
318	Ar Cleburne	"	6:25PM	"	5:35AM	"			
346	Ar Ft. Worth	"	7:15PM	"	6:20AM	"			
346	Lv Ft. Worth	G.C.&S.F.	▲8:05PM	Sun.	6:55AM	Mon.			
377	Ar Dallas	"	▲9:05PM	"	7:45AM	"			
0	Lv Dallas	"	10:00PM	"	▲6:45AM	"			
31	Ar Ft. Worth	"	10:45PM	"	▲7:45AM	"			
346	Lv Ft. Worth	G.C.&S.F.	11:10PM	Sun.	8:00AM	Mon.	4:20PM	"	
411	Ar Gainesville	"	12:26AM	Mon.	9:24AM	"	5:55PM	"	
451	Ar Ardmore	"	1:30AM	"	10:23AM	"	6:54PM	"	
496	Ar Pauls Valley	"	2:40AM	"	11:29AM	"	8:04PM	"	
518	Lv Purcell	A.T.&S.F.	3:30AM	"	12:15PM	"	8:55PM	"	
551	Ar Oklahoma City	"	4:25AM	"	1:05PM	"	10:00PM	"	
582	Ar Guthrie	"	5:05AM	"	1:55PM	"	10:40PM	"	
646	Ar Ponca City	"	6:45AM	"	3:15PM	"	12:05AM	Mon.	
672	Ar Arkansas City	"	7:30AM	"	4:03PM	"	12:50AM	"	
684	Ar Winfield	"	7:47AM	"	4:25PM	"	1:08AM	"	
723	Ar Wichita	"	8:35AM	"	5:15PM	"	1:55AM	"	
750	Ar Newton	"	9:30AM	"	6:00PM	"	2:40AM	"	
803	Ar Strong City	"		"		"	B 4:02AM	"	
823	Ar Emporia	"	11:28AM	"	7:30PM	"	4:25AM	"	
850	Ar Osage City	"		"		"	G 5:06AM	"	
884	Ar Topeka	"	12:33PM	"	8:50PM	"	5:50AM	"	
910	Ar Lawrence	"	1:02PM	"	9:27PM	"	6:30AM	"	
950	Ar Kansas City	"	1:45PM	"	10:20PM	"	7:30AM	"	
950	Lv Kansas City	"	2:00PM	"	11:00PM	"	8:45AM	"	
1401	Ar Chicago	"	9:30PM	"	9:20AM	Tues.	8:45PM	"	

Connecting Trains

0	Lv Beaumont	M. P. Lines	5:37AM	Sun.	5:32PM	Sun.
90	Ar Houston	"	7:45AM	"	7:50PM	"
0	Lv San Antonio	Mo. Pac. Lines	C 1:30PM	Sun.	11:00PM	Sun.
280	Ar Ft. Worth	"	C 9:45PM	"	7:00AM	Mon.
0	Lv Sweetwater	G.C.&S.F.		"	7:10PM	"
114	Ar Brownwood	"		"	10:05PM	"
0	Lv San Angelo	G.C.&S.F.		"	9:15PM	Sun.
97	Lv Brownwood	"		"	12:30AM	Mon.
230	Ar Ft. Worth	"		"	6:00AM	"
270	Ar Dallas	"		"	7:45AM	"

Equipment
A C indicates Air-Conditioned equipment

No. 16-Galveston to Newton; No. 12-Newton to Chicago. Daily. (Chicago Express).
 Sleeping Car **A C**—Dallas to Newton—12 Sec., D. R. (on No. 66 to Ft. Worth).
A C—Dallas to Oklahoma City—14 Sec. (on No. 66 to Ft. Worth).
A C—Club Chair Car. Newton to Chicago.
A C—Dining Car. Newton to Chicago (Fred Harvey service) (on No. 24 from Los Angeles).
 Chair Car. **A C**—Galveston to Ft. Worth.
A C—Dallas to Newton; Ladies' Lounge, Free pillows. Newton to Chicago.

No. 6-Galveston to Chicago. Daily. (The Ranger).
 Radio, market reports and news bulletins.
A C—Santa Fe Parlor-Club Car. Ft. Worth to Chicago.
 Sleeping Car **A C**—Galveston to Chicago—10 Sec., D. R., 2 Comps.
A C—Galveston to Dallas—10 Sec., Lounge (on No. 65 from Ft. Worth).
A C—New Orleans to Los Angeles—12 Sec., D. R. (via Mo. Pac. Lines to Houston; on No. 75-92-97-9 from Temple).
A C—Ft. Worth to Denver—12 Sec., D. R. (on No. 23-5-6 from Newton).
A C—San Antonio to Chicago—10 Sec., Obs. (on Mo. Pac. No. 18 to Ft. Worth).
A C—Oklahoma City to Chicago—10 Sec., D. R., 2 Comps.
A C—Kansas City to Chicago—14 Sec.
A C—Dining Car. Ft. Worth to Chicago. (Fred Harvey service).
A C—Chair Car. Galveston to Chicago. (Ladies' Lounge and Men's Dressing Room. Free pillows.) Tray service from dining car Ft. Worth to Chicago.

No. 28-Ft. Worth to Kansas City; No. 10-Kansas City to Chicago. Daily. (The Antelope).
 Sleeping Car **A C**—Oklahoma City to Kansas City—10 Sec., D. R., 2 Comps.
A C—Ft. Worth to Kansas City—12 Sec., D. R.
A C—Wichita to Kansas City—14 Sec.
A C—Dodge City to Kansas City—10 Sec., 2 D. R. (on No. 16 to Newton).
A C—Kansas City to Chicago—12 Sec., D. R. (from Los Angeles).
A C—Dining Car. Kansas City to Chicago. (Fred Harvey service). Tray service from dining car.
A C—Cafe-Lounge Car. Ft. Worth to Oklahoma City. Tray service from cafe car.
A C—Santa Fe Parlor-Obs. Car. Kansas City to Chicago.
A C—Chair Car. Ft. Worth to Kansas City. **A C**—Kansas City to Chicago (Free pillows).

No. 12-Wichita to Chicago. Daily. (The Chicagoan). Radio.
COMPLETELY AIR-CONDITIONED
 Club-Chair Car. Wichita to Chicago.
 Chair Car. Wichita to Chicago. (3 cars.)
 Dining Car. Wichita to Chicago. Serving all meals. (Fred Harvey service). Breakfast 55c, 75c, and 85c; Luncheon 90c; Dinner \$1.35. Also off-the-tray service (from dining car) served in chair cars.
 Santa Fe Parlor Obs. Car. Wichita to Chicago.

Explanatory Notes: Sec.—Section; D. R.—Drawing-room; Obs.—Observation. ☐ Sleeping car ready at Wichita at 9:00 p.m. ☐ Sleeping car may be occupied until 8:00 a.m. ▲ Via Texas Motor Coaches (Bus). ■ Ready 10:00 p.m. at Kansas City. B Stops to discharge paying passengers from south of Wichita for Strong City District. C Via M.-K.-T. Lines. f Flag stop. G Stops to discharge paying passengers from south of Newton. H Stops to receive paying passengers from south of Newton.



(O) New Orleans, Texas and California

WEST—Via Houston and Clovis

Mls.	STATIONS	3-6-75-92-97-9 Daily	THE CALIFORNIA SPECIAL						
0	Lv New Orleans (C.S.T.) M.P. Lines	9:25AM	Sun.	Mon.	Tues.	Wed.	Thur.	Fri.	Sat.
90	Ar Baton Rouge	11:40AM	"	"	"	"	"	"	"
278	Ar Beaumont	5:32PM	"	"	"	"	"	"	"
367	Ar Houston	7:50PM	"	"	"	"	"	"	"
0	Lv Galveston	G.C.&S.F.	7:45PM	Sun.	Mon.	Tues.	Wed.	Thur.	Fri.
367	Lv Houston	G.C.&S.F.	9:20PM	Sun.	Mon.	Tues.	Wed.	Thur.	Fri.
512	Ar Milano	"	1:27AM	Mon.	Tues.	Wed.	Thur.	Fri.	Sat.
555	Ar Temple	"	3:05AM	"	"	"	"	"	"
657	Ar Brownwood	"	7:10AM	"	"	"	"	"	"
802	Ar Sweetwater	"	10:30AM	"	"	"	"	"	"
908	Lv Slaton	P. & S. F.	1:20PM	"	"	"	"	"	"
923	Ar Lubbock	"	1:55PM	"	"	"	"	"	"
1022	Ar Clovis (C.S.T.)	A.T.&S.F.	5:05PM	"	"	"	"	"	"
1022	Lv Clovis (M.S.T.)	"	5:15PM	"	"	"	"	"	"
1262	Ar Belen	"	10:45PM	"	"	"	"	"	"
1262	Ar Albuquerque	A.T.&S.F.	11:50PM	Mon.	Tues.	Wed.	Thur.	Fri.	Sat.
0	Lv Albuquerque	A.T.&S.F.	9:40PM	Mon.	Tues.	Wed.	Thur.	Fri.	Sat.
1262	Lv Belen	A.T.&S.F.	10:55PM	Mon.	Tues.	Wed.	Thur.	Fri.	Sat.
1406	Ar Gallup	"	1:55AM	Tues.	Wed.	Thur.	Fri.	Sat.	Sun.
1534	Ar Winstow	"	4:30AM	"	"	"	"	"	"
1626	Ar Williams	"	6:50AM	"	"	"	"	"	"
1626	Lv Williams	A.T.&S.F.	7:30AM	Tues.	Wed.	Thur.	Fri.	Sat.	Sun.
1690	Ar Grand Canyon	"	9:15AM	"	"	"	"	"	"
1626	Lv Williams	A.T.&S.F.	6:50AM	Tues.	Wed.	Thur.	Fri.	Sat.	Sun.
1649	Ar Ash Fork	"	7:35AM	"	"	"	"	"	"
1825	Ar Needles (P.S.T.)	"	11:05AM	"	"	"	"	"	"



(P) Texas, Oklahoma and California
NORTH and WEST—Read down
Via Newton and La Junta EAST and SOUTH—Read up

16-1 Daily	Ex- am- ple	6-23 Daily	Ex- am- ple	Mls.	STATIONS	2-15 Daily	Ex- am- ple	24-5 Daily	Ex- am- ple	10-27 Daily	Ex- am- ple
	AM		PM		G. C. & S. F. Ry.	PM		AM		PM	
	7.30	Su.	7.45	Su.	0	Lv Galveston (C.S.T.)	Ar	7.45	We.	8.50	Th.
	9.15	"	9.30	"	53	" Houston	"	6.00	"	7.05	"
	2.30	"	1.27	Mo.	175	" Milano	"	12.44	"	3.23	"
	6.25	"	5.35	"	318	" Cleburne	"	8.45	"	11.40	"
	7.15	"	6.20	"	346	Ar Ft. Worth	Lv	8.00	"	11.00	"
	10.00	Su.	▲6.45	Mo.	0	Lv Dallas	Ar	7.45	We.	▲2.45	Tu.
	10.45	"	▲7.45	"	31	Ar Ft. Worth	Lv	6.55	"	▲1.05	We.
	11.10	Su.	8.00	Mo.	346	Lv Ft. Worth	Ar	6.25	We.	10.25	We.
	12.26	Mo.	9.24	"	411	" Gainesville	"	4.57	"	9.06	"
	4.25	"	1.05	"	551	" A. T. & S. F. Ry.	"	5.15	"	7.45	"
	8.40	"	5.20	"	723	" Wichita	"	1.01	Tu.	3.35	"
	9.30	"	6.00	"	750	Ar Newton	Lv	7.45	"	12.22	"
	2.05	"	7.10	"	750	Lv Newton	Ar	3.05	"	11.30	"
	Via		3.05	Tu.	1105	Ar La Junta (M.S.T.)	Lv	1.20	"	Via	
	Ama- rillo		9.30	"	1320	" Las Vegas	"	6.30	Tu.	Ama- rillo	
	1.16	Tu.	7.39	"	1452	" Albuquerque	"	2.00	"	2.00	"
	2.00	"	8.20	"	1708	" Holbrook	"	7.32	Mo.	2.05	Mo.
	5.00	"	11.20	"	1741	" Winslow	"	6.50	"	1.20	"
	8.15	Tu.	6.45	We.	1833	Ar Williams	Lv	4.15	"	11.15	Su.
	8.20	"	8.45	"	1897	Ar Grand Canyon	Lv	9.00	Mo.	8.45	Mo.
	8.30	"	8.45	"	1897	Lv Grand Canyon	Ar	6.45	Tu.	6.45	Mo.
	5.50	Tu.	12.25	We.	1856	Ar Ash Fork	Lv	9.55	Mo.	2.50	Tu.
	9.35	"	3.35	"	2032	" Needles (P.S.T.)	"	3.20	"	8.15	Mo.
	2.10	We.	8.10	"	2200	" Barstow	"	4.20	"	12.30	"
	4.35	"	10.45	"	2281	" San Bernardino	"	9.00	"	9.50	"
	7.00	"	1.00	"	2341	" Los Angeles	"	7.05	"	11.45	"
	10.10	"	7.30	"	2467	Ar San Diego	Lv	3.00	"	8.15	"
	23.12.15	We.	12.15	We.	2341	Ar Bakersfield	Lv	7.10	Su.	8.15	Su.
	8.50	"	8.50	"	2654	" Oakland	"	10.45	"	11.40	Sa.
	9.15	"	9.15	"	2661	Ar San Francisco	Lv	10.20	"	11.00	"

*Start
planning now*



**1939
SAN
FRANCISCO
WORLD'S
FAIR**

Connecting Trains

By Days	7-94	Mls.	STATIONS	95-6	By Days
Su Mo Tu We Th Fr Sa	9.00PM	0	Lv Dallas (Tex. & Pac.)	Ar	8.30AM Mo Tu We Th Fr Sa Su
" " " " " "	10.20PM	32	" Ft. Worth	"	" " " " " "
" " " " " "	3.25AM	192	" Abilene	"	" " " " " "
" " " " " "	4.40AM	234	" Sweetwater	"	" " " " " "
" " " " " "	5.10AM	234	Ar Sweetwater (P. & S.F.)	Ar	" " " " " "
" " " " " "	7.35AM	340	Lv Slaton	"	" " " " " "
" " " " " "	8.30AM	355	" Lubbock	"	" " " " " "
" " " " " "	9.41AM	402	" Plainview	"	" " " " " "
" " " " " "	11.25AM	476	Ar Amarillo	"	" " " " " "

Equipment
A C indicates Air-Conditioned equipment

No. 16—Galveston to Newton; No. 1—Newton to California. Daily. (The Scout).
A C—Lounge Car. Newton to Los Angeles.
 Sleeping Car. **A C**—Dallas to Newton—12 Sec., D. R.
A C—Dallas to Oklahoma City—14 Sec. May be occupied until 8:00 a.m.
A C—Chicago to Los Angeles—8 Sec., D. R., 2 Comps. (on No. 1 to Newton). Two Cars.
A C—Tourist Sleeper. Chicago to Los Angeles (On No. 1 to Newton).
 Chicago to San Diego (On No. 1 to Newton; on No. 72 from Los Angeles).
 Newton to Oakland (Tues., Fri. & Sun.) On No. 1 from Chicago; on No. 23 from Barstow).
A C—Santa Fe Obs.-Parlor Car Los Angeles to San Diego. **A C**—Chair Car. Galveston to Ft. Worth.
A C—Dallas to Newton. **A C**—Newton to Los Angeles and San Diego.
A C—Dining Car Serves all meals west of Newton. (Fred Harvey service).
 No. 6—Galveston to Newton; No. 23—Newton to California. Daily. (The Grand Canyon).
A C—Santa Fe Parlor-Club Car. Ft. Worth to Newton. **A C**—Club Car. Newton to Los Angeles.
 Sleeping Car. **A C**—Galveston to Chicago—10 Sec., D. R., 2 Comps. (on No. 6 from Newton).
A C—San Antonio to Chicago—10 Sec., Obs. (on Mo. Pac. No. 18 to Fort Worth; on No. 6 from Newton).
A C—Ft. Worth to Denver—12 Sec., D. R. (on No. 5-6 from La Junta).
A C—Oklahoma City to Chicago—10 Sec., D. R., 2 Comps. (on No. 6 from Newton).
A C—Chicago to Los Angeles (via Grand Canyon)—10 Sec., D. R., 2 Comps.
A C—Chicago to Los Angeles—10 Sec., Obs. and 8 Sec., D. R., 2 Comps. (on No. 23 to Newton).
A C—Chicago to Phoenix—10 Sec., D. R., 2 Comps. (on No. 23 to Newton; on No. 47 from Ash Fork).
A C—Tourist Sleeper. Newton to Los Angeles. (via Grand Canyon). Denver to Los Angeles (on No. 5-6 to La Junta).
A C—Cafe-Obs. Car. Bakersfield to Oakland.
A C—Dining Car. Ft. Worth to Newton. Newton to California (Fred Harvey Service).
 Chair Car. **A C**—Galveston to Newton. **A C**—Newton to Los Angeles. Tray service
 Ft. Worth to Newton. (Ladies' Lounge. Free pillows.) **A C**—Newton to Oakland

Equipment
A C indicates Air-Conditioned equipment

No. 24—California to Newton; No. 5—Newton to Galveston. Daily. (The Grand Canyon).
A C—Club Car. Los Angeles to Newton. **A C**—Santa Fe Parlor-Club Car. Newton to Ft. Worth.
 Sleeping Car. **A C**—Los Angeles to Kansas City—10 Sec. Obs. (on No. 24 from Newton).
A C—Los Angeles to Chicago—8 Sec., D. R., 2 Comps. (on No. 24 from Newton).
A C—Los Angeles to Chicago (via Grand Canyon)—10 Sec., D. R., 2 Comps. (on No. 24 from Newton).
A C—Phoenix to Chicago—10 Sec., D. R., 2 Comps. (on No. 42 to Ash Fork; on No. 24 from Newton).
A C—Denver to Ft. Worth—12 Sec., D. R. (on No. 5-6 to La Junta).
A C—Chicago to Oklahoma City—10 Sec., D. R., 2 Comps. (on No. 5 to Newton).
A C—Chicago to San Antonio—10 Sec., Obs. (on No. 5 to Newton; on Mo. Pac. No. 17 from Ft. Worth).
A C—Chicago to Galveston—10 Sec., D. R., 2 Comps. (on No. 5 to Newton).
A C—Dallas to Galveston—10 Sec., Lounge (on No. 66 to Ft. Worth).
A C—Tourist Sleeper. Los Angeles to Newton. (Mon., Wed. and Fri.) Los Angeles to Newton (via Grand Canyon)—(Mon., Wed. and Sat.).
A C—Dining Car. California to Newton. Newton to Ft. Worth. (Fred Harvey service).
A C—Chair Car. Los Angeles to Newton; Newton to Galveston (Ladies' Lounge. Free pillows) Tray service Newton to Ft. Worth.
 No. 2—California to Newton; No. 15—Newton to Galveston. Daily. (The Scout).
A C—Lounge Car. Los Angeles to Newton.
 Sleeping Car. **A C**—Los Angeles to Chicago—8 Sec., D. R., 2 Comps. (on No. 2 from Newton). Two Cars.
A C—Newton to Dallas—12 Sec., D. R.
A C—Oklahoma City to Dallas—14 Sec. (Ready for occupancy 9.30 p. m.)
A C—Tourist Sleeper. Oakland to Newton (Mon., Wed. & Fri.).
 Los Angeles to Chicago (on No. 2 from Newton).
 San Diego to Chicago (on No. 2 from Newton).
A C—Dining Car Los Angeles to Chicago (on No. 2 from Newton).
A C—Chair Car. Oakland, San Diego and Los Angeles to Galveston (with changes). (Ladies' Lounge. Free pillows.) **A C**—Newton to Dallas.

EXPLANATORY NOTES
 Sec.—Section. D. R.—Drawing-room: Comps.—Compartments: Obs.—Observation: **▲** Via Texas Motor Coaches (Bus). f Flag stop. **⊠** Fred Harvey Auto-service, regular tickets exchanged for motor tickets at Williams or Grand Canyon without additional charge. Certain employee and other Special Rate tickets will be exchanged only on payment of the difference. C.S.T.—Central Standard Time. M.S.T.—Mountain Standard Time. P.S.T.—Pacific Standard Time. **J** Via Missouri Pacific Lines.

(Q) Tulsa, Albuquerque and California

Read down WEST and EAST Read up

48-13-9 Daily	Ex- am- ple	Mls.	STATIONS	2-14-7 Daily	Ex- am- ple
			Central Standard Time		
	11.40PM	Su.	0	6.00AM	Wed.
	12.56AM	Mon.	49.9	4.42AM	"
	3.30AM	"	90.9	11.40PM	Tues.
	A.6.04AM	"	172.5	8.45PM	"
	7.25AM	"	197.2	1.05PM	"
	8.17AM	"	232.1	12.11PM	"
	10.10AM	"	303.8	10.15AM	"
	3.45PM	"	510.1	5.00AM	"
	6.00PM	"	613.8	2.35AM	"
	5.15PM	"	613.8	1.25AM	"
	10.45PM	"	853.6	7.40PM	Mon.
	11.50PM	Mon.	883.8	6.20PM	Mon.
	9.15AM	Tues.	1282.2	9.00AM	Mon.
	8.35PM	Tues.	1804.9	7.05PM	Sun.
	12.30AM	Wed.	1931.1	3.00PM	"
	6.30AM	"	2124.9	10.20AM	"

Equipment
No. 48—Tulsa to Independence; **No. 13**—Motor, Independence to Wellington; **No. 9**—Wellington to California. Daily.
 For equipment, Wellington to California, see Train 9, table F, page 16.
No. 2—California to Wellington; **No. 14**—Motor, Wellington to Independence; **No. 47**—Independence to Tulsa.
 For Equipment California to Wellington, see Train No. 2, Table G, Page 17.

(R) Paris, Dallas and Galveston

Read down WEST and EAST Read up

3-703-68-66-5 Daily	Ex- am- ple	Mls.	Central Standard Time	6-65-67-710-10 Daily	Ex- am- ple
			Via Frisco Lines		
	11.53PM	Sat.	0	8.12AM	Tues.
	5.50AM	Sun.	239	12.50AM	"
	12.10PM	"	417	5.45PM	Mon.
	4.55PM	"	586	1.00PM	"
	5.00PM	"	586	12.55PM	"
	8.40PM	"	687	9.05AM	"
	10.00PM	"	687	7.45AM	"
	10.45PM	"	718	6.55AM	"
	11.00PM	"	718	6.20AM	"
	11.40PM	"	747	5.35AM	"
	2.00AM	Mon.	846	2.55AM	"
	3.23AM	"	890	1.27AM	"
	C.4.09AM	Mon.	0	C12.57AM	Mon.
	C.7.40AM	"	150	C.8.40PM	Sun.
	3.23AM	Mon.	890	1.27AM	Mon.
	7.05AM	"	1034	9.30PM	Sun.
	8.50AM	"	1065	7.45PM	"

Equipment
A C indicates Air-Conditioned equipment

No. 66—Dallas to Ft. Worth; **No. 5**—Ft. Worth to Galveston. Daily.
A C—Dallas to Galveston—10 Sec., Lounge.
A C—Dallas to San Angelo—10 Sec., 2 D. R. (on No. 77 from Ft. Worth).
A C—Chair Car. Paris to Ft. Worth. **A C**—Ft. Worth to Galveston.
No. 6—Galveston to Ft. Worth; **No. 65**—Ft. Worth to Dallas. Daily.
 Sleeping Car. **A C**—Galveston to Dallas—10 Sec., Lounge.
A C—San Angelo to Dallas—10 Sec., 2 D. R. (on No. 78 to Ft. Worth).
 Chair Car. **A C**—Galveston to Ft. Worth. **A C**—Ft. Worth to Paris.

(S) Colorado and El Paso

Read down SOUTH and NORTH Read up

13-14-7-13 Daily	Ex- am- ple	Mls.	Mountain Standard Time	14-24-5-6 Daily	Ex- am- ple
	12.01PM	Su.	8.10PM	8.25AM	Tu
	2.15PM	"	10.15PM	6.20AM	"
	3.20PM	"	11.30PM	4.50AM	"
	4.50PM	Mo	12.50AM	3.30AM	"
	5.40PM	"	3.30AM	12.55AM	"
	7.10PM	"	5.40AM	10.23PM	Mo
	10.15PM	"	9.30AM	6.30PM	"
	12.20AM	"	12.15PM	3.50PM	"
	12.50AM	Mo	12.45PM	3.05PM	Mo
	1.30AM	Mo	2.00PM	2.00PM	Mo
	1.50AM	Tu	1.50AM	6.20AM	"
	4.43AM	"	4.43AM	2.46AM	"
	5.37AM	"	5.37AM	1.52AM	"
	6.25AM	"	6.25AM	12.50AM	"
	8.55AM	Tu	8.55AM	9.20PM	Su
	12.10PM	"	12.10PM	6.45PM	"
	8.30AM	Tu	8.30AM	10.15PM	Su

Equipment
A C indicates Air-Conditioned equipment

No. 5—Denver to Pueblo. **No. 6**—Pueblo to La Junta. **No. 23**—La Junta to Albuquerque. **No. 13**—Albuquerque to El Paso.
 Sleeping Car. **A C**—Denver to Albuquerque—10 Sec., D. R., 2 Comps.
A C—Albuquerque to El Paso—10 Sec., 2 D. R. (Sleeping cars ready to occupy at 9.00 p.m.).
A C—Chair Car. Denver to Albuquerque.
A C—Smoker-Chair Car. Albuquerque to El Paso.
A C—Tourist Sleeper. Denver to Albuquerque.
No. 13—Denver to Pueblo; **No. 14**—Pueblo to La Junta; **No. 7**—La Junta to Albuquerque; **No. 13**—Albuquerque to El Paso. (Fast Mail Express)
 Sleeping Car. **A C**—Albuquerque to El Paso—10 Sec., 2 D. R. (Ready 9.00 p.m.)
 Coach. Denver to El Paso (with changes).
No. 14—El Paso to Albuquerque. **No. 24**—Albuquerque to La Junta. **No. 5**—La Junta to Pueblo. **No. 6**—Pueblo to Denver.
 Sleeping Car. **A C**—El Paso to Albuquerque—10 Sec., 2 D. R. (May be occupied until 7.30 a.m.).
A C—Albuquerque to Denver—10 Sec., D. R., 2 Comps.
A C—Smoker-Chair Car. El Paso to Albuquerque.
No. 8—Albuquerque to La Junta. **No. 13**—La Junta to Pueblo. **No. 14**—Pueblo to Denver. Daily. (Fast Mail Express).
A C—Tourist Sleeper. Albuquerque to Denver.
 Smoker-Chair Car. Albuquerque to Denver (with changes).

(T) Dallas and West Texas
WEST and EAST

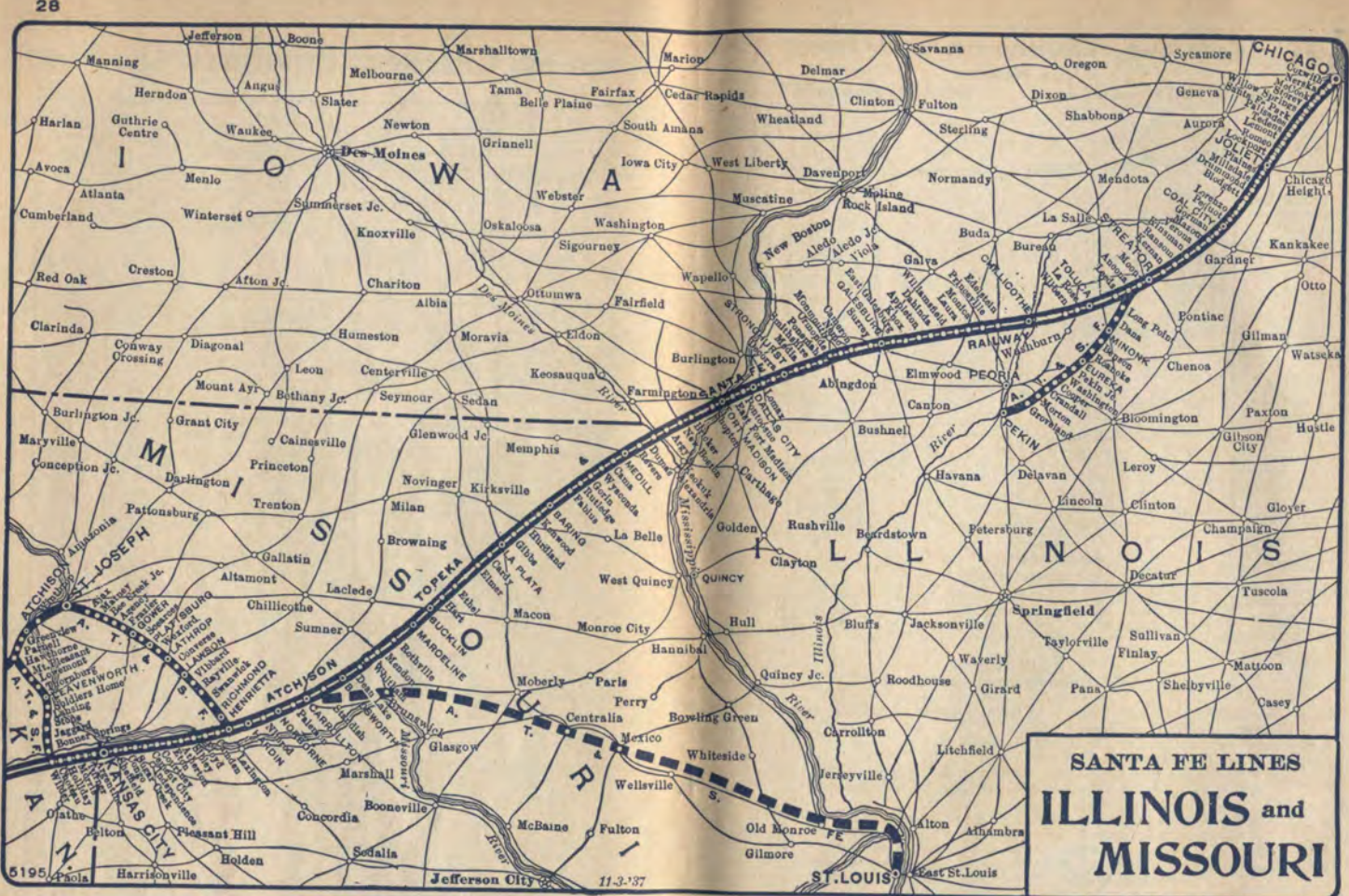
Read down WEST and EAST Read up

By Days	7-94	Mls.	STATIONS	95-6	By Days
Su Mo Tu We Th Fr Sa	9.00PM	0	Lv Dallas (Tex. & Pac.)	Ar	8.30AM Mo Tu We Th Fr Sa Su
" " " " " "	10.20PM	32	" Ft. Worth	"	" " " " " "
" " " " " "	3.25AM	192	" Abilene	"	" " " " " "
" " " " " "	4.40AM	234	" Sweetwater	"	" " " " " "
" " " " " "	5.10AM	234	Ar Sweetwater (P. & S.F.)	Ar	" " " " " "
" " " " " "	7.35AM	340	Lv Slaton	"	" " " " " "
" " " " " "	8.30AM	355	" Lubbock	"	" " " " " "
" " " " " "	9.41AM	402	" Plainview	"	" " " " " "
" " " " " "	11.25AM	476	Ar Amarillo	"	" " " " " "

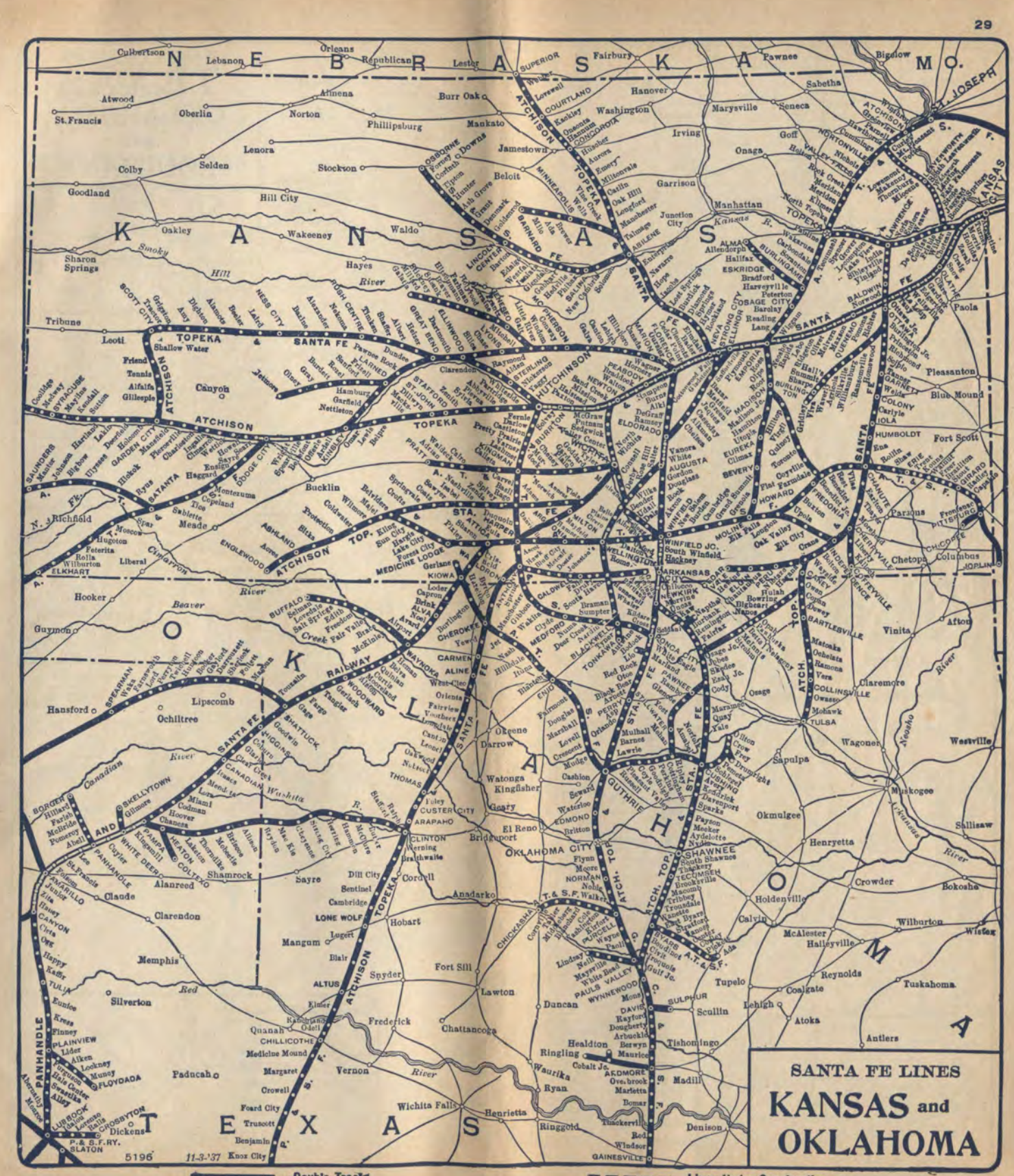
Equipment
A C indicates Air-Conditioned equipment

T. & P. No. 7—Dallas to Sweetwater; **No. 94**—Sweetwater to Amarillo. Daily.
 Sleeping Car. **A C**—Dallas to Amarillo—12 Sec., D. R.
 Dining Car. **A C**—Dallas to Ft. Worth.
 Chair Car. **A C**—Dallas to Amarillo.
No. 95—Amarillo to Sweetwater; **T. & P. No. 6**—Sweetwater to Dallas. Daily.
 Sleeping Car. **A C**—Amarillo to Dallas—12 Sec., D. R.
 Dining Car. **A C**—Ft. Worth to Dallas.
 Chair Car. **A C**—Amarillo to Dallas.

EXPLANATORY NOTES
 Sec.—Section. D. R.—Drawing-room: Comps.—Compartments: Obs.—Observation: **U. D.**—Union Depot. **⊠** Bus service. Regular railroad tickets may be



**SANTA FE LINES
ILLINOIS and
MISSOURI**



**SANTA FE LINES
KANSAS and
OKLAHOMA**

FLAG BEARERS OF AMERICA'S LARGEST FLEET OF STREAMLINED TRAINS

Super Chief • The Chief El Capitan

THE SUPER CHIEF

There is now twice-a-week service on this tremendously popular and ONLY SOLID PULLMAN, 393/4-hour, extra fare streamliner between Chicago and Los Angeles. Departures are from Chicago, Tuesdays and Saturdays, 7:15 p. m.; from Los Angeles, Tuesdays and Fridays, 8:00 p. m.

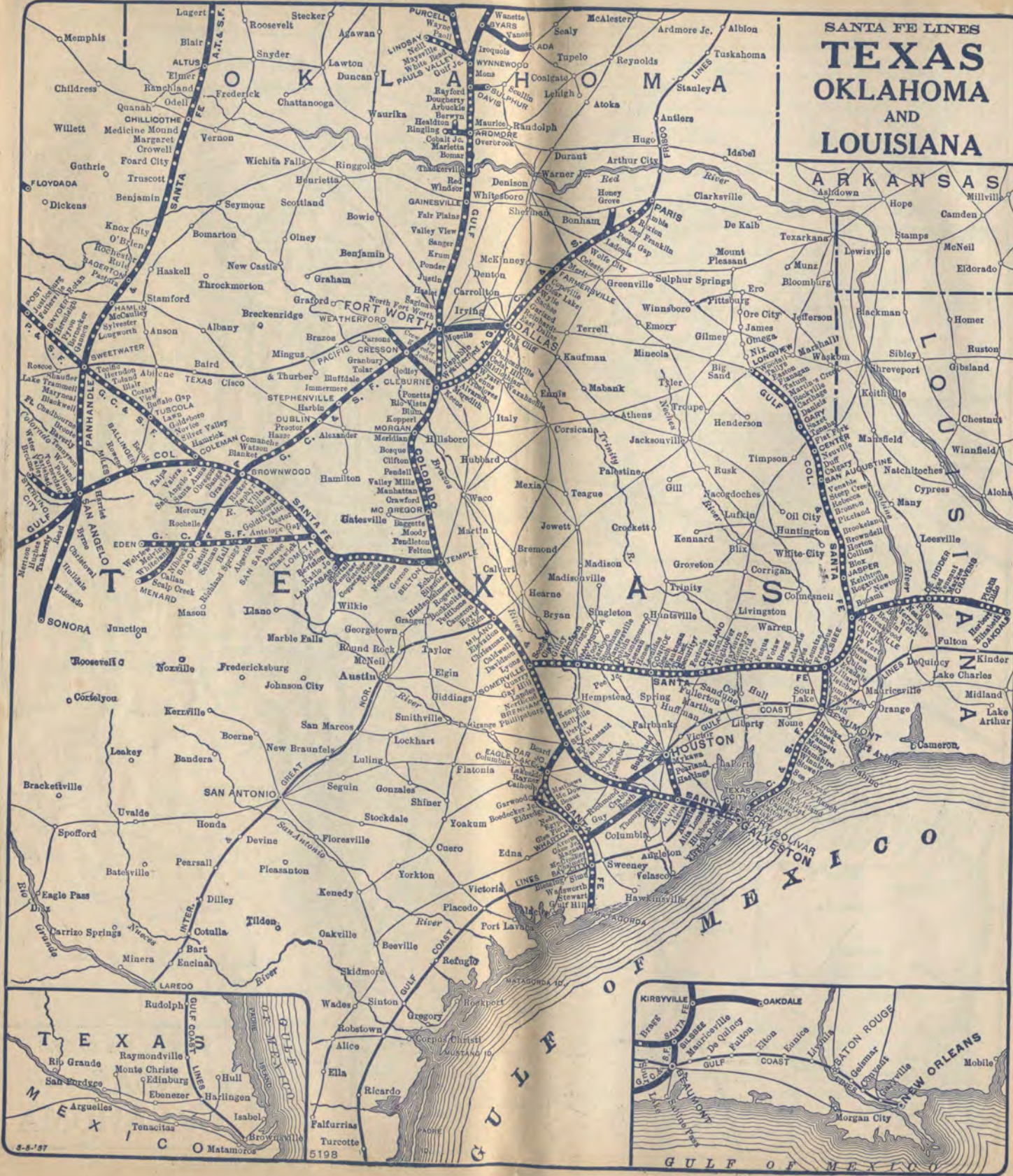
THE CHIEF

The Chief, consists of beautiful new equipment streamlined in stainless steel, now as modern as the Super Chief—thus further emphasizing the distinction of this finest, fastest and only extra-fare Chicago-California DAILY train. Leave Chicago 12:01 p. m. daily; leave Los Angeles 11:30 a. m. daily.

EL CAPITAN

The only all-chair-car, 393/4-hour transcontinental streamliner in America! It saves days and dollars and lifts economy travel to a plane of luxury never before offered to coach passengers. El Capitan leaves Chicago Tuesdays and Saturdays at 5:45 p. m.; Los Angeles Tuesdays and Fridays at 1:30 p. m.

• 1938 IS A SANTA FE YEAR. •



SANTA FE LINES
TEXAS
OKLAHOMA
 AND
LOUISIANA

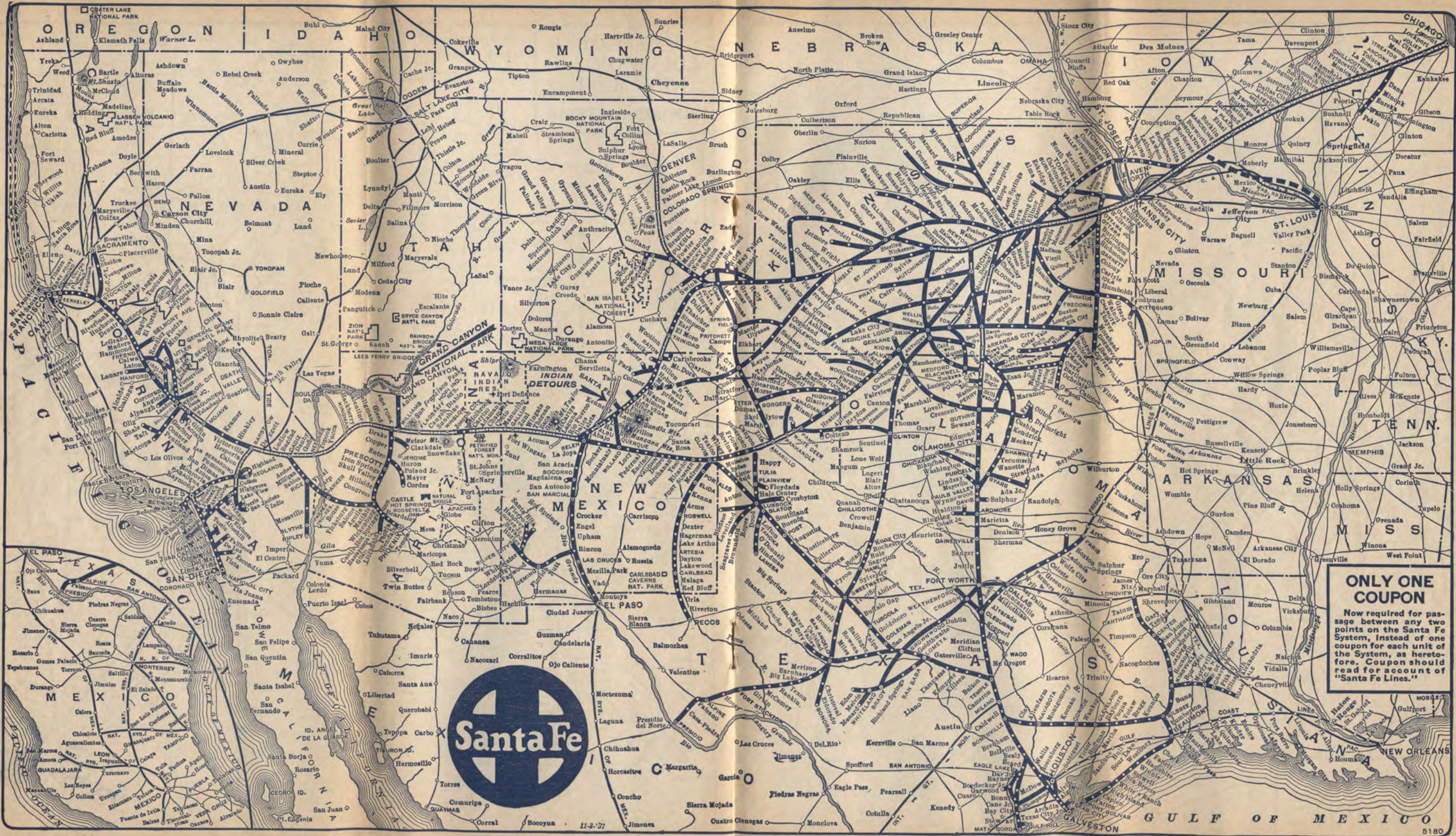


SANTA FE LINES
COLORADO,
NEW MEXICO
 AND
PANHANDLE of TEXAS

Double Track

Lines Under Construction

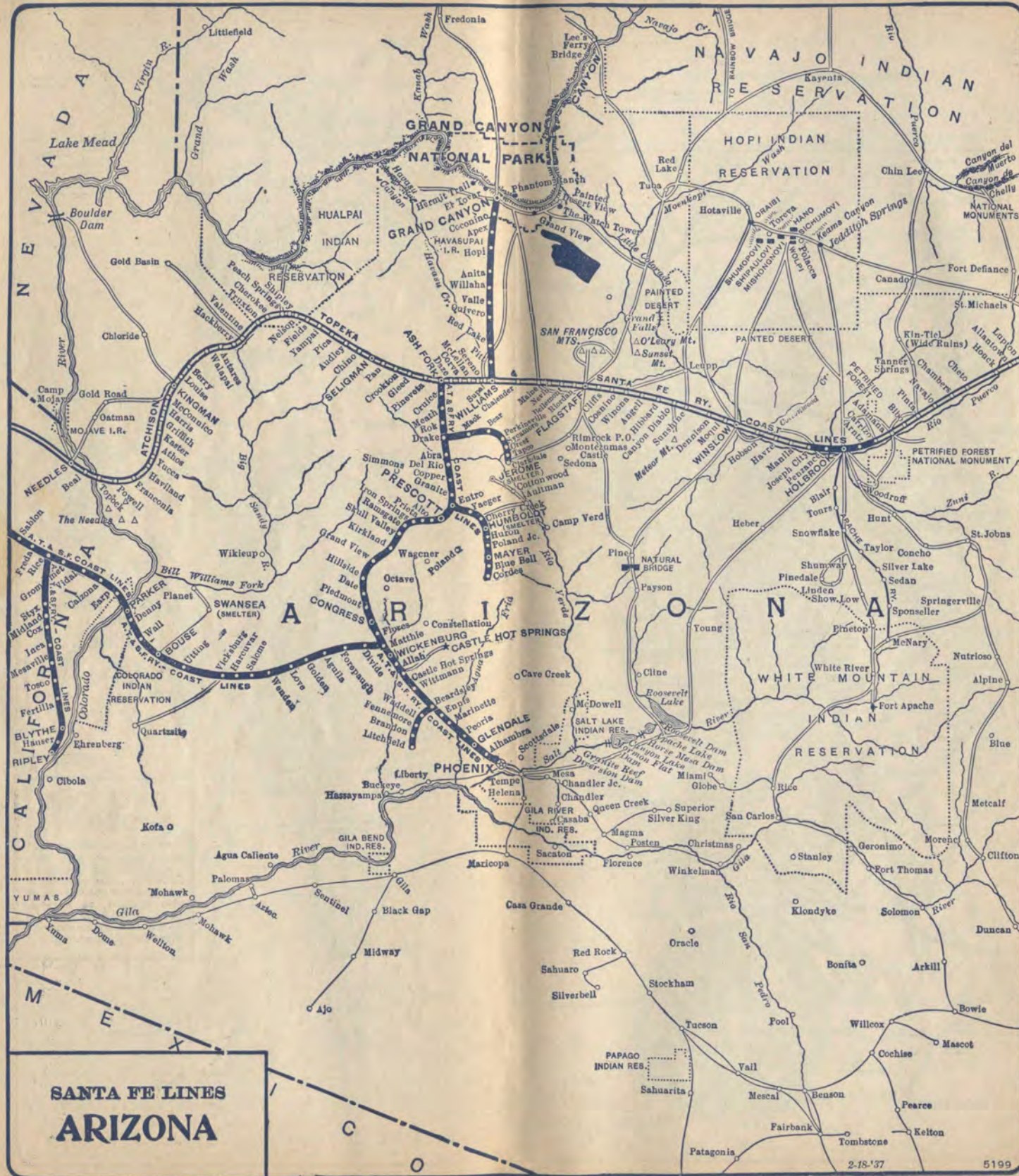
Roads



ONLY ONE COUPON

Now required for passage between any two points on the Santa Fe System, instead of one coupon for each unit of the System, as heretofore. Coupon should read for account of "Santa Fe Lines."

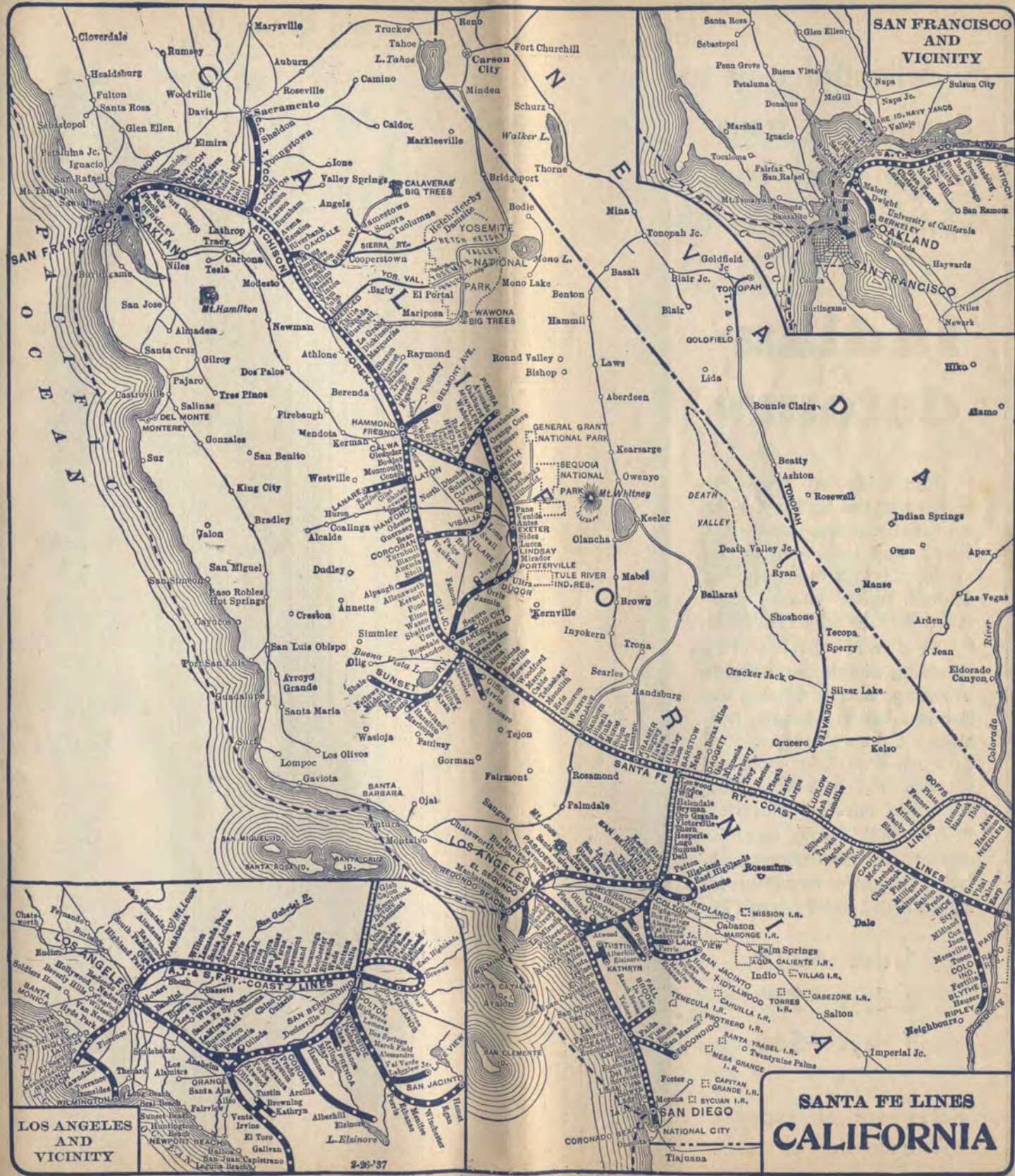
Santa Fe Through Lines
 Double Track plus two main lines between Newton and Albuquerque
 Lines Under Construction
 Connecting Lines
 PACIFIC TIME: West of Ogden, Seligman and Parker. MOUNTAIN TIME: East of Ogden, Seligman and Parker—West of Dodge City and Clovis, and points Scott City to Garden City. CENTRAL TIME: East of Dodge City, Clovis, and Scott City.



**SANTA FE LINES
ARIZONA**

Double Track Roads

2-18-'37 5199



**SAN FRANCISCO
AND
VICINITY**

**SANTA FE LINES
CALIFORNIA**

Double Track Lines Under Construction Steamship Lines Roads

LOS ANGELES AND VICINITY

2-26-'37

A delightful way to break your trans-continent trip, spring or summer

The Indian-detours

- Turn aside, on your California trip this spring, for the memorable experience of a 1-to-3 day Indian-detour, by motor, through the unspoiled Spanish-Indian country centered by Old Santa Fé, N. M.
• You will enjoy the sparkling climate, the intimate browsing about through inhabited Indian pueblos, prehistoric cliff dwellings, isolated Spanish-American mountain villages and time-worn, picturesque mission churches.
• You will enjoy, too, the comfort of headquarters in Fred Harvey's beautiful La Fonda Hotel, in Old Santa Fé.

1 day —\$14
2 days—\$30
3 days—\$45

Rates are all-expense with exception of meals.

Chicago and Kansas City
For explanation of Reference Notes see pages 8 and 9
Table 1
Central Standard Time
(Dearborn Station)
CHICAGO
McCook
Willow Springs
Lemont
Romeo
Lockport
JOLIET
JOLIET
Millsdale
Drummond
Lorenzo
Coal City
Gorman
Mazon
Verona
Kinsman
Ransom
Kernan
STREATOR 14
STREATOR
Moon 14
Ancona 14
Leeds
Toluca
La Rose
Wilbern
CHILLICOTHE 18
CHILLICOTHE
Edelstein
Princeville
Monica
Laura
Williamfield
Dahinda
Appleton
Knox
East Galesburg
GALESBURG
Surrey
Cameron
Nemo
Ormonde
Ponemah
Smithshire
Media
Stronghurst
Lomax
Dallas City
Pontosue
East Ft. Madison, Ill.
FORT MADISON, IA.
FORT MADISON, IA.
Shopton
New Boston
Argyle, Ia.
Dumas, Mo.
Revere
Medill
Wyaconda
Gorin
Rutledge
Fabius
Baring
Kenwood
Hurdland
Gibbs
La Plata
Elmer
Ethel
Hart
Bucklin
MARCELINE
MARCELINE
Rothville
Mendon
Whitham
Dean Lake
Bosworth
Standish
CARROLLTON
Norbome
Hardin
Henrietta 15
Camden
Floyd
Sibley
Atherton
Courtney
Cement City
Sugar Creek
Sheffield
KANSAS CITY, MO.

Time shown in light figures indicates a.m. Time shown in dark figures indicates p.m.

Kansas City and Chicago
For explanation of Reference Notes see pages 8 and 9

Table 1
Central Standard Time
(Dearborn Station)
CHICAGO
McCook
Willow Springs
Lemont
Romeo
Lockport
JOLIET
JOLIET
Millsdale
Drummond
Lorenzo
Coal City
Gorman
Mazon
Verona
Kinsman
Ransom
Kernan
STREATOR 14
STREATOR
Moon 14
Ancona 14
Leeds
Toluca
La Rose
Wilbern
CHILLICOTHE 18
CHILLICOTHE
Edelstein
Princeville
Monica
Laura
Williamfield
Dahinda
Appleton
Knox
East Galesburg
GALESBURG
Surrey
Cameron
Nemo
Ormonde
Ponemah
Smithshire
Media
Stronghurst
Lomax
Dallas City
Pontosue
East Ft. Madison, Ill.
FORT MADISON, IA.
FORT MADISON, IA.
Shopton
New Boston
Argyle, Ia.
Dumas, Mo.
Revere
Medill
Wyaconda
Gorin
Rutledge
Fabius
Baring
Kenwood
Hurdland
Gibbs
La Plata
Elmer
Ethel
Hart
Bucklin
MARCELINE
MARCELINE
Rothville
Mendon
Whitham
Dean Lake
Bosworth
Standish
CARROLLTON
Norbome
Hardin
Henrietta 15
Camden
Floyd
Sibley
Atherton
Courtney
Cement City
Sugar Creek
Sheffield
KANSAS CITY, MO.

Time shown in light figures indicates a.m. Time shown in dark figures indicates p.m.

Santa Fe is the only railroad entering

GRAND CANYON

National Park

The Grand Canyon is the most widely known of America's scenic glories. Its South Rim, where all facilities have been greatly improved, is conveniently accessible ALL YEAR—via the Santa Fe, the only railroad entering the Park. All-expense Grand Canyon tours, varied in length and moderate in cost, are also available daily in all seasons. The New Bright Angel Lodge and Cabins, and El Tovar Hotel are under the famous Fred Harvey management. Through first-class tickets, tourist or coach tickets to California may include side trip coupons Williams to Grand Canyon and return, of same class as through tickets at \$7 for first class, \$5 for tourist and \$3 for coach. Side trip in connection with all other tickets, \$7.60.

Read down Motor Coaches generally depart and arrive at Bus Depots. Consult agents.

Kansas City and Dodge City

For explanation of Reference Notes see pages 8 and 9.

SANTA FE TRAILWAYS MOTOR COACHES										Table 2 Central Standard Time (Dearborn Station) CHICAGO KANSAS CITY									
Daily					Daily					Daily					Daily				
PM	AM	PM	AM	PM	AM	PM	AM	PM	AM	PM	AM	PM	AM	PM	AM	PM	AM	PM	AM
11.59	8.00	3.30	3.30	11.46	11.59	11.00	10.15	10.05	5.15	1.55	8.45	10.35	8.15	8.15	8.15	8.00	7.15	6.45	451.1
4.29	11.46	6.55	6.55	11.46	11.59	11.00	10.15	10.05	5.15	1.55	8.45	10.35	8.15	8.15	8.15	8.00	7.15	6.45	451.1
5.25	11.59	7.30	7.30	11.59	11.59	11.00	10.15	10.05	5.15	1.55	8.45	10.35	8.15	8.15	8.15	8.00	7.15	6.45	451.1
6.15	12.01	8.02	8.03	12.32	12.38	11.10	10.25	10.15	5.25	1.65	8.55	10.45	8.25	8.25	8.25	8.10	7.25	6.55	451.1
6.25	12.33	8.12	8.13	12.45	12.51	11.17	10.32	10.22	5.35	1.75	9.05	10.55	8.35	8.35	8.35	8.20	7.35	6.65	451.1
6.35	12.45	8.22	8.23	12.56	13.02	11.27	10.42	10.32	5.45	1.85	9.15	11.05	8.45	8.45	8.45	8.30	7.45	6.75	451.1
7.30	1.36	9.06	9.06	10.35	10.41	11.37	10.48	10.38	5.55	1.95	9.25	11.15	8.55	8.55	8.55	8.40	7.55	6.85	451.1
8.31	3.28	10.08	10.08	11.35	11.41	11.47	10.58	10.48	6.05	2.05	9.35	11.25	9.05	9.05	9.05	8.50	8.05	6.95	451.1
9.00	3.05	10.35	10.35	12.45	12.51	11.52	11.08	10.58	6.15	2.15	9.45	11.35	9.15	9.15	9.15	9.00	8.15	7.05	451.1
9.15	3.15	10.45	10.45	12.55	13.01	12.02	11.18	11.08	6.25	2.25	9.55	11.45	9.25	9.25	9.25	9.10	8.25	7.15	451.1
9.33	3.31	10.55	10.55	13.05	13.11	12.12	11.28	11.18	6.35	2.35	10.05	11.55	9.35	9.35	9.35	9.20	8.35	7.25	451.1
9.48	3.45	11.05	11.05	13.15	13.21	12.22	11.38	11.28	6.45	2.45	10.15	12.05	9.45	9.45	9.45	9.30	8.45	7.35	451.1
9.58	3.55	11.15	11.15	13.25	13.31	12.32	11.48	11.38	6.55	2.55	10.25	12.15	9.55	9.55	9.55	9.40	8.55	7.45	451.1
10.08	4.03	11.25	11.25	13.35	13.41	12.42	11.58	11.48	7.05	2.65	10.35	12.25	10.05	10.05	10.05	9.50	9.05	7.55	451.1
10.17	4.13	11.35	11.35	13.45	13.51	12.52	12.08	11.58	7.15	2.75	10.45	12.35	10.15	10.15	10.15	10.00	9.15	7.65	451.1
10.22	4.20	11.40	11.40	13.50	13.56	13.02	12.18	12.08	7.25	2.85	10.55	12.45	10.25	10.25	10.25	10.10	9.25	7.75	451.1
10.40	4.48	11.50	11.50	14.00	14.06	13.12	12.28	12.18	7.35	2.95	11.05	12.55	10.35	10.35	10.35	10.20	9.35	7.85	451.1
10.49	4.50	12.00	12.00	14.05	14.11	13.17	12.33	12.23	7.45	3.05	11.15	13.05	10.45	10.45	10.45	10.30	9.45	7.95	451.1
11.02	5.10	12.10	12.10	14.10	14.16	13.22	12.38	12.28	7.55	3.15	11.25	13.15	10.55	10.55	10.55	10.40	9.55	8.05	451.1
11.02	5.10	12.10	12.10	14.10	14.16	13.22	12.38	12.28	7.55	3.15	11.25	13.15	10.55	10.55	10.55	10.40	9.55	8.05	451.1
11.02	5.10	12.10	12.10	14.10	14.16	13.22	12.38	12.28	7.55	3.15	11.25	13.15	10.55	10.55	10.55	10.40	9.55	8.05	451.1
11.02	5.10	12.10	12.10	14.10	14.16	13.22	12.38	12.28	7.55	3.15	11.25	13.15	10.55	10.55	10.55	10.40	9.55	8.05	451.1
11.02	5.10	12.10	12.10	14.10	14.16	13.22	12.38	12.28	7.55	3.15	11.25	13.15	10.55	10.55	10.55	10.40	9.55	8.05	451.1
11.02	5.10	12.10	12.10	14.10	14.16	13.22	12.38	12.28	7.55	3.15	11.25	13.15	10.55	10.55	10.55	10.40	9.55	8.05	451.1
11.02	5.10	12.10	12.10	14.10	14.16	13.22	12.38	12.28	7.55	3.15	11.25	13.15	10.55	10.55	10.55	10.40	9.55	8.05	451.1
11.02	5.10	12.10	12.10	14.10	14.16	13.22	12.38	12.28	7.55	3.15	11.25	13.15	10.55	10.55	10.55	10.40	9.55	8.05	451.1
11.02	5.10	12.10	12.10	14.10	14.16	13.22	12.38	12.28	7.55	3.15	11.25	13.15	10.55	10.55	10.55	10.40	9.55	8.05	451.1
11.02	5.10	12.10	12.10	14.10	14.16	13.22	12.38	12.28	7.55	3.15	11.25	13.15	10.55	10.55	10.55	10.40	9.55	8.05	451.1
11.02	5.10	12.10	12.10	14.10	14.16	13.22	12.38	12.28	7.55	3.15	11.25	13.15	10.55	10.55	10.55	10.40	9.55	8.05	451.1
11.02	5.10	12.10	12.10	14.10	14.16	13.22	12.38	12.28	7.55	3.15	11.25	13.15	10.55	10.55	10.55	10.40	9.55	8.05	451.1
11.02	5.10	12.10	12.10	14.10	14.16	13.22	12.38	12.28	7.55	3.15	11.25	13.15	10.55	10.55	10.55	10.40	9.55	8.05	451.1
11.02	5.10	12.10	12.10	14.10	14.16	13.22	12.38	12.28	7.55	3.15	11.25	13.15	10.55	10.55	10.55	10.40	9.55	8.05	451.1
11.02	5.10	12.10	12.10	14.10	14.16	13.22	12.38	12.28	7.55	3.15	11.25	13.15	10.55	10.55	10.55	10.40	9.55	8.05	451.1
11.02	5.10	12.10	12.10	14.10	14.16	13.22	12.38	12.28	7.55	3.15	11.25	13.15	10.55	10.55	10.55	10.40	9.55	8.05	451.1
11.02	5.10	12.10	12.10	14.10	14.16	13.22	12.38	12.28	7.55	3.15	11.25	13.15	10.55	10.55	10.55	10.40	9.55	8.05	451.1
11.02	5.10	12.10	12.10	14.10	14.16	13.22	12.38	12.28	7.55	3.15	11.25	13.15	10.55	10.55	10.55	10.40	9.55	8.05	451.1
11.02	5.10	12.10	12.10	14.10	14.16	13.22	12.38	12.28	7.55	3.15	11.25	13.15	10.55	10.55	10.55	10.40	9.55	8.05	451.1
11.02	5.10	12.10	12.10	14.10	14.16	13.22	12.38	12.28	7.55	3.15	11.25	13.15	10.55	10.55	10.55	10.40	9.55	8.05	451.1
11.02	5.10	12.10	12.10	14.10	14.16	13.22	12.38	12.28	7.55	3.15	11.25	13.15	10.55	10.55	10.55	10.40	9.55	8.05	451.1
11.02	5.10	12.10	12.10	14.10	14.16	13.22	12.38	12.28	7.55	3.15	11.25	13.15	10.55	10.55	10.55	10.40	9.55	8.05	451.1
11.02	5.10	12.10	12.10	14.10	14.16	13.22	12.38	12.28	7.55	3.15	11.25	13.15	10.55	10.55	10.55	10.40	9.55	8.05	451.1
11.02	5.10	12.10	12.10	14.10	14.16	13.22	12.38	12.28	7.55	3.15	11.25	13.15	10.55	10.55	10.55	10.40	9.55	8.05	451.1
11.02	5.10	12.10	12.10	14.10	14.16	13.22	12.38	12.28	7.55	3.15	11.25	13.15	10.55	10.55	10.55	10.40	9.55	8.05	451.1
11.02	5.10	12.10	12.10	14.10	14.16	13.22	12.38	12.28	7.55	3.15	11.25	13.15	10.55	10.55	10.55	10.40	9.55	8.05	451.1
11.02	5.10	12.10	12.10	14.10	14.16	13.22	12.38	12.28	7.55	3.15	11.25	13.15	10.55	10.55	10.55	10.40	9.55	8.05	451.1
11.02	5.10	12.10	12.10	14.10	14.16	13.22	12.38	12.28	7.55	3.15	11.25	13.15	10.55	10.55	10.55	10.40	9.55	8.05	451.1
11.02	5.10	12.10	12.10	14.10	14.16	13.22	12.38	12.28	7.55	3.15	11.25	13.15	10.55	10.55	10.55	10.40	9.55	8.05	451.1
11.02	5.10	12.10	12.10	14.10	14.16	13.22	12.38	12.28	7.55	3.15	11.25	13.15	10.55	10.55	10.55	10.40	9.55	8.05	451.1
11.02	5.10	12.10	12.10	14.10	14.16	13.22	12.38	12.28	7.55	3.15	11.25	13.15	10.55	10.55	10.55	10.40	9.55	8.05	451.1
11.02	5.10	12.10	12.10	14.10	14.16	13.22	12.38	12.28	7.55	3.15	11.25	13.15	10.55	10.55	10.55	10.40	9.55	8.05	451.1
11.02	5.10	12.10	12.10	14.10	14.16	13.22	12.38	12.28	7.55	3.15	11.25	13.15	10.55	10.55	10.55	10.40	9.55	8.05	451.1
11.02	5.10	12.10	12.10	14.10	14.16	13.22	12.38	12.28	7.55	3.15	11.25	13.15	10.55	10.55	10.55	10.40	9.55	8.05	451.1
11.02	5.10	12.10	12.10	14.10	14.16	13.22	12.38	12.28	7.55	3.15	11.25	13.15	10.55	10.55	10.55	10.40	9.55	8.05	451.1
11.02	5.10	12.10	12.10	14.10	14.16	13.22	12.38	12.28	7.55	3.15	11.25	13.15	10.55	10.55	10.55	10.40	9.55	8.05	451.1
11.02																			

Barstow and Los Angeles, San Diego

For Explanation of Reference Notes see pages 8 and 9.

Read down				Table 5										Read up													
No. 7 Daily	No. 9 Daily	No. 23 Daily	No. 19 Daily	No. 17 Semi-Weekly	No. 3 Daily	No. 21 Semi-Weekly	No. 1 Daily	Miles	Table 5										No. 10 Daily	No. 20 Daily	No. 24 Daily	No. 22 Semi-Weekly	No. 2 Daily	No. 18 Semi-Weekly	No. 4 Daily	No. 8 Daily	
PM 10:35	AM 10:20	AM 1:45	PM 12:01	PM 7:15	PM 5:45	PM 8:45	0	451.1	Central Standard Time										PM 8:45	PM 1:25	AM 7:50	PM 7:15	AM 7:40	PM 1:45	AM 6:20	AM 6:40	
8:55	11:59	1:55	10:15	2:27	12:47	10:00			Pacific Standard Time										8:00	3:45	5:00	11:30	8:10	6:00			
3:55	3:45	8:10	7:45	5:30	4:00	2:10	2086.4	Ar	BARSTOW 4, 6, 7, 91										Lv	12:30	3:15	4:20	4:47	11:30	11:17		
4:10	4:00	8:30	7:55	5:32	4:02	2:20	2086.4	Lv	BARSTOW										Lv	12:01	3:10	4:10	4:45	11:15	11:15		
Fast Mail Express	4:16	4:26	4:33	4:46	4:59	5:09	5:18	5:27	5:36	5:45	5:54	6:03	6:12	6:21	6:30	6:39	6:48	6:57	7:06	7:15	7:24	7:33					
6:10	6:05	10:45	9:55	7:28	5:58	4:35	2167.5	Ar	SAN BERNARDINO 4, 93, 94										Lv	9:50	1:15	1:55	3:05	9:00			
RR	RR	RR	RR	RR	RR	RR	RR	RR	The Navajo										RR	RR	RR	RR	RR	RR	RR	RR	RR
6:15	6:05	10:55	10:00	7:30	6:00	4:50	2167.5	Lv	SAN BERNARDINO 4, 93, 94										Lv	9:45	1:10	1:45	3:00	8:50			
RR	RR	RR	RR	RR	RR	RR	RR	RR	The Grand Canyon										RR	RR	RR	RR	RR	RR	RR	RR	RR
8:00	7:55	11:15	10:15	7:45	6:15	5:05	2219.8	Ar	LOS ANGELES 4, 7, 91, 94, 96, 97										Lv	10:54	11:30	12:25	1:55	7:35			
8:15	8:05	11:30	10:30	8:00	6:30	5:20	2219.8	Lv	LOS ANGELES 4, 7, 91, 94, 96, 97										Lv	10:40	11:45	12:40	2:00	8:00			
8:30	8:20	11:45	10:45	8:15	6:45	5:35	2219.8	Ar	LOS ANGELES 4, 7, 91, 94, 96, 97										Lv	10:30	11:35	12:30	2:05	8:10			
8:45	8:35	12:00	11:00	8:30	7:00	5:50	2219.8	Lv	LOS ANGELES 4, 7, 91, 94, 96, 97										Lv	10:20	11:25	12:20	2:10	8:20			
8:55	8:45	12:15	11:15	8:45	7:15	6:05	2219.8	Ar	LOS ANGELES 4, 7, 91, 94, 96, 97										Lv	10:10	11:15	12:10	2:15	8:30			
9:10	9:00	12:30	11:30	9:00	7:30	6:20	2219.8	Lv	LOS ANGELES 4, 7, 91, 94, 96, 97										Lv	10:00	11:05	12:00	2:20	8:40			
9:25	9:15	12:45	11:45	9:15	7:45	6:35	2219.8	Ar	LOS ANGELES 4, 7, 91, 94, 96, 97										Lv	9:50	10:55	11:50	2:25	8:50			
9:40	9:30	1:00	12:00	9:30	8:00	6:50	2219.8	Lv	LOS ANGELES 4, 7, 91, 94, 96, 97										Lv	9:40	10:45	11:40	2:30	9:00			
9:55	9:45	1:15	12:15	10:00	8:30	7:20	2219.8	Ar	LOS ANGELES 4, 7, 91, 94, 96, 97										Lv	9:30	10:35	11:30	2:35	9:10			
10:10	10:00	1:30	12:30	10:15	8:45	7:35	2219.8	Lv	LOS ANGELES 4, 7, 91, 94, 96, 97										Lv	9:20	10:25	11:20	2:40	9:20			
10:25	10:15	1:45	12:45	10:30	9:00	7:50	2219.8	Ar	LOS ANGELES 4, 7, 91, 94, 96, 97										Lv	9:10	10:15	11:10	2:45	9:30			
10:40	10:30	2:00	1:00	10:45	9:15	8:05	2219.8	Lv	LOS ANGELES 4, 7, 91, 94, 96, 97										Lv	9:00	10:05	11:00	2:50	9:40			
10:55	10:45	2:15	1:15	11:00	9:30	8:20	2219.8	Ar	LOS ANGELES 4, 7, 91, 94, 96, 97										Lv	8:50	9:55	10:50	2:55	9:50			
11:10	11:00	2:30	1:30	11:15	9:45	8:35	2219.8	Lv	LOS ANGELES 4, 7, 91, 94, 96, 97										Lv	8:40	9:45	10:40	3:00	10:00			
11:25	11:15	2:45	1:45	11:30	10:00	8:50	2219.8	Ar	LOS ANGELES 4, 7, 91, 94, 96, 97										Lv	8:30	9:35	10:30	3:05	10:10			
11:40	11:30	3:00	2:00	11:45	10:15	9:05	2219.8	Lv	LOS ANGELES 4, 7, 91, 94, 96, 97										Lv	8:20	9:25	10:20	3:10	10:20			
11:55	11:45	3:15	2:15	12:00	10:30	9:20	2219.8	Ar	LOS ANGELES 4, 7, 91, 94, 96, 97										Lv	8:10	9:15	10:10	3:15	10:30			
12:10	12:00	3:30	2:30	12:15	10:45	9:35	2219.8	Lv	LOS ANGELES 4, 7, 91, 94, 96, 97										Lv	8:00	9:05	10:00	3:20	10:40			
12:25	12:15	3:45	2:45	12:30	11:00	9:50	2219.8	Ar	LOS ANGELES 4, 7, 91, 94, 96, 97										Lv	7:50	8:55	9:50	3:25	10:50			
12:40	12:30	4:00	3:00	12:45	11:15	10:05	2219.8	Lv	LOS ANGELES 4, 7, 91, 94, 96, 97										Lv	7:40	8:45	9:40	3:30	11:00			
12:55	12:45	4:15	3:15	1:00	11:30	10:20	2219.8	Ar	LOS ANGELES 4, 7, 91, 94, 96, 97										Lv	7:30	8:35	9:30	3:35	11:10			
1:10	1:00	4:30	3:30	1:15	11:45	10:35	2219.8	Lv	LOS ANGELES 4, 7, 91, 94, 96, 97										Lv	7:20	8:25	9:20	3:40	11:20			
1:25	1:15	4:45	3:45	1:30	12:00	10:50	2219.8	Ar	LOS ANGELES 4, 7, 91, 94, 96, 97										Lv	7:10	8:15	9:10	3:45	11:30			
1:40	1:30	5:00	4:00	1:45	12:15	11:05	2219.8	Lv	LOS ANGELES 4, 7, 91, 94, 96, 97										Lv	7:00	8:05	9:00	3:50	11:40			
1:55	1:45	5:15	4:15	2:00	12:30	11:20	2219.8	Ar	LOS ANGELES 4, 7, 91, 94, 96, 97										Lv	6:50	7:55	8:50	3:55	11:50			
2:10	2:00	5:30	4:30	2:15	12:45	11:35	2219.8	Lv	LOS ANGELES 4, 7, 91, 94, 96, 97										Lv	6:40	7:45	8:40	4:00	12:00			
2:25	2:15	5:45	4:45	2:30	1:00	11:50	2219.8	Ar	LOS ANGELES 4, 7, 91, 94, 96, 97										Lv	6:30	7:35	8:30	4:05	12:10			
2:40	2:30	6:00	5:00	2:45	1:15	12:05	2219.8	Lv	LOS ANGELES 4, 7, 91, 94, 96, 97										Lv	6:20	7:25	8:20	4:10	12:20			
2:55	2:45	6:15	5:15	3:00	1:30	12:20	2219.8	Ar	LOS ANGELES 4, 7, 91, 94, 96, 97										Lv	6:10	7:15	8:10	4:15	12:30			
3:10	3:00	6:30	5:30	3:15	1:45	12:35	2219.8	Lv	LOS ANGELES 4, 7, 91, 94, 96, 97										Lv	6:00	7:05	8:00	4:20	12:40			
3:25	3:15	6:45	5:45	3:30	2:00	12:50	2219.8	Ar	LOS ANGELES 4, 7, 91, 94, 96, 97										Lv	5:50	6:55	7:50	4:25	12:50			
3:40	3:30	7:00	6:00	3:45	2:15	1:05	2219.8	Lv	LOS ANGELES 4, 7, 91, 94, 96, 97										Lv	5:40	6:45	7:40	4:30	1:00			
3:55	3:45	7:15	6:15	4:00	2:30	1:20	2219.8	Ar	LOS ANGELES 4, 7, 91, 94, 96, 97										Lv	5:30	6:35	7:30	4:35	1:10			
4:10	4:00	7:30	6:30	4:15	2:45	1:35	2219.8	Lv	LOS ANGELES 4, 7, 91, 94, 96, 97										Lv	5:20	6:25	7:20	4:40	1:20			
4:25	4:15	7:45	6:45	4:30	3:00	1:50	2219.8	Ar	LOS ANGELES 4, 7, 91, 94, 96, 97										Lv	5:10	6:15	7:10	4:45	1:30			
4:40	4:30	8:00	7:00	4:45	3:15	2:05	2219.8	Lv	LOS ANGELES 4, 7, 91, 94, 96, 97										Lv	5:00	6:05	7:00	4:50	1:40			
4:55	4:45	8:15	7:15	5:00	3:30	2:20	2219.8	Ar	LOS ANGELES 4, 7, 91, 94, 96, 97										Lv	4:50	5:55	6:50	4:55	1:50			
5:10	5:00	8:30	7:30	5:15	3:45	2:35	2219.8	Lv	LOS ANGELES 4, 7, 91, 94, 96, 97										Lv	4:40	5:45	6:40	5:00	2:00			
5:25	5:15	8:45	7:45	5:30	4:00	2:50	2219.8	Ar	LOS ANGELES 4, 7, 91, 94, 96, 97										Lv	4:30	5:35	6:30	5:05	2:10			
5:40	5:30	9:00	8:00	5:45	4:15	3:05	2219.8	Lv	LOS ANGELES 4, 7, 91, 94, 96, 97										Lv	4:20	5:25	6:20	5:10	2:20			
5:55	5:45	9:15	8:15	6:00	4:30	3:20	2219.8	Ar	LOS ANGELES 4, 7, 91, 94, 96, 97										Lv	4:10	5:15	6:10	5:15	2:30			
6:10	6:00	9:30	8:30	6:15	4:45	3:35	2219.8	Lv	LOS ANGELES 4, 7, 91, 94, 96, 97										Lv	4:00	5:05	6:00	5:20	2:40			
6:25	6:15	9:45	8:45	6:30	5:00	3:50	2219.8	Ar	LOS ANGELES 4, 7, 91, 94, 96, 97										Lv	3:50	4:55	5:50	5:25	2:50			
6:40	6:30	10:00	9:00	6:45	5:15	4:05	2219.8	Lv	LOS ANGELES 4, 7, 91, 94, 96, 97										Lv	3:40	4:45	5:40	5:30	3:00			
6:55	6:45	10:15	9:15	7:00	5:30	4:20	2219.8	Ar	LOS ANGELES 4, 7, 91, 94, 96, 97										Lv	3:30	4:35	5:30	5:35	3:10			
7:10	7:00	10:30	9:30	7:15	5:45	4:35	2219.8	Lv	LOS ANGELES 4, 7, 91, 94, 96, 97										Lv	3:20	4:25	5:20	5:40	3:20			
7:25	7:15	10:45	9:45	7:30	6:00	4:50	2219.8	Ar	LOS ANGELES 4, 7, 91, 94, 96, 97										Lv	3:10	4:15	5:10	5:45	3:30			
7:40	7:30	11:00	10:00	7:45	6:15	5:05	2219.8	Lv	LOS ANGELES 4, 7, 91, 94, 96, 97										Lv	3:00	4:05	5:00	5:50	3:40			
7:55	7:45	11:15	10:15	8:00	6:30	5:20	2219.8	Ar	LOS ANGELES 4, 7, 91, 94, 96, 97										Lv	2:50	3:55	4:50	5:55	3:50			
8:10	8:00	11:30	10:30	8:15	6:45	5:35	2219.8	Lv	LOS ANGELES 4, 7, 91, 94, 96, 97										Lv	2:40	3:45	4:40	5:55	4:00			
8:25	8:15	11:45	10:45	8:30	7:00	5:50	2219.8	Ar	LOS ANGELES 4, 7, 91, 94, 96, 97										Lv	2:30	3:35	4:30	6:00	4:10			
8:40	8:30	12:00																									

Newton and Ft. Worth

For Explanation of Reference Notes see pages 8 and 9.

Read down		Read up	
No. 5 Daily	No. 9 Daily	No. 11 Daily	No. 23 Daily
8:45	10:20	9:30	11:15
7:20	9:05	8:00	9:45
10:00	11:59	5:15	7:05
12:20	2:35	6:25	8:15
1:45	4:38	8:38	10:20

Read down		Read up	
No. 1 Daily	No. 9 Daily	No. 11 Daily	No. 23 Daily
8:45	10:20	9:30	11:15
7:20	9:05	8:00	9:45
10:00	11:59	5:15	7:05
12:20	2:35	6:25	8:15
1:45	4:38	8:38	10:20

Read down		Read up	
No. 5 Daily	No. 9 Daily	No. 11 Daily	No. 23 Daily
8:45	10:20	9:30	11:15
7:20	9:05	8:00	9:45
10:00	11:59	5:15	7:05
12:20	2:35	6:25	8:15
1:45	4:38	8:38	10:20

Dallas, Ft. Worth, Brownwood and San Angelo

Read down		Read up	
No. 66 Daily	Miles	No. 65 Daily	Miles
10:00	0	7:45	0
10:45	31.0	8:15	31.0
11:20	31.0	8:45	31.0
11:55	42.8	9:15	42.8
12:11	51.8	9:45	51.8
12:29	60.5	10:15	60.5
12:38	65.1	10:45	65.1
12:52	70.9	11:15	70.9
1:12	80.9	11:45	80.9
1:29	89.5	12:15	89.5
1:44	96.9	12:45	96.9
2:07	106.7	1:15	106.7
2:25	115.3	1:45	115.3
2:39	120.5	2:15	120.5
2:56	129.7	2:45	129.7
3:06	135.0	3:15	135.0
3:22	142.6	3:45	142.6
3:37	149.9	4:15	149.9
3:49	156.1	4:45	156.1
4:06	164.6	5:15	164.6
4:30	173.2	5:45	173.2
4:45	178.2	6:15	178.2
5:03	182.8	6:45	182.8
5:29	194.6	7:15	194.6
5:44	209.8	7:45	209.8
5:59	219.3	8:15	219.3
6:25	234.3	8:45	234.3
6:40	243.9	9:15	243.9
6:54	251.6	9:45	251.6
7:30	270.3	10:15	270.3

THE RANGER

Santa Fe's fine, fast flyer for Kansas City and Kansas, Oklahoma and Texas, now carries a through observation Pullman between Chicago and San Antonio. Air-conditioned, of course.

Nos. 66-77 and 78-65 carry air-conditioned 10 Sec., 2 D. R. Pullmans between Dallas and San Angelo.
For Explanation of Reference Notes see pages 8 and 9.

Wichita and Englewood

Read down		Read up	
No. 47 Daily	Miles	No. 48 Daily	Miles
7:30	0	9:10	0
7:47	7.2	9:27	7.2
8:03	15.9	9:44	15.9
8:19	24.9	10:01	24.9
8:35	34.9	10:18	34.9
8:52	42.1	10:35	42.1
9:05	47.8	10:52	47.8
9:18	52.3	11:09	52.3
9:28	59.0	11:26	59.0
9:44	66.7	11:43	66.7
9:59	74.7	12:00	74.7
10:15	81.5	12:17	81.5
10:31	89.5	12:34	89.5
10:45	96.1	12:51	96.1
11:01	99.0	1:08	99.0
11:15	105.4	1:25	105.4
11:30	117.5	1:42	117.5
11:47	126.0	1:59	126.0
12:06	135.7	2:16	135.7
12:26	145.5	2:33	145.5
12:38	151.8	2:50	151.8
12:54	159.8	3:07	159.8
1:10	167.1	3:24	167.1

Davis and Sulphur

Read down		Read up	
No. 303 Ex.Su.	Miles	No. 304 Ex.Su.	Miles
8:10	0	9:35	0
8:45	9.3	10:10	9.3
9:10	18.6	10:45	18.6
9:35	27.9	11:20	27.9
10:00	37.2	11:55	37.2
10:25	46.5	12:30	46.5
10:50	55.8	1:05	55.8
11:15	65.1	1:40	65.1
11:40	74.4	2:15	74.4
12:05	83.7	2:50	83.7
12:30	93.0	3:25	93.0

Ft. Worth, Temple, San Angelo, Houston, Galveston and New Orleans

Read down		Read up	
No. 5 Daily	Miles	No. 12 Daily	Miles
8:00	0	9:20	0
8:00	0	9:20	0
10:25	10.25	11:10	10.25
10:55	20.5	11:40	20.5
11:25	30.7	12:10	30.7
11:55	41.0	12:40	41.0
12:25	51.2	1:10	51.2
12:55	61.5	1:40	61.5
1:25	71.7	2:10	71.7
1:55	82.0	2:40	82.0
2:25	92.2	3:10	92.2
2:55	102.5	3:40	102.5
3:25	112.7	4:10	112.7
3:55	123.0	4:40	123.0
4:25	133.2	5:10	133.2
4:55	143.5	5:40	143.5
5:25	153.7	6:10	153.7
5:55	164.0	6:40	164.0
6:25	174.2	7:10	174.2
6:55	184.5	7:40	184.5
7:25	194.7	8:10	194.7
7:55	205.0	8:40	205.0
8:25	215.2	9:10	215.2
8:55	225.5	9:40	225.5
9:25	235.7	10:10	235.7
9:55	246.0	10:40	246.0
10:25	256.2	11:10	256.2
10:55	266.5	11:40	266.5
11:25	276.7	12:10	276.7
11:55	287.0	12:40	287.0
12:25	297.2	1:10	297.2
12:55	307.5	1:40	307.5
1:25	317.7	2:10	317.7
1:55	328.0	2:40	328.0
2:25	338.2	3:10	338.2
2:55	348.5	3:40	348.5
3:25	358.7	4:10	358.7
3:55	369.0	4:40	369.0
4:25	379.2	5:10	379.2
4:55	389.5	5:40	389.5
5:25	399.7	6:10	399.7
5:55	410.0	6:40	410.0
6:25	420.2	7:10	420.2
6:55	430.5	7:40	430.5
7:25	440.7	8:10	440.7
7:55	451.0	8:40	451.0
8:25	461.2	9:10	461.2
8:55	471.5	9:40	471.5
9:25	481.7	10:10	481.7
9:55	492.0	10:40	492.0
10:25	502.2	11:10	502.2
10:55	512.5	11:40	512.5
11:25	522.7	12:10	522.7
11:55	533.0	12:40	533.0
12:25	543.2	1:10	543.2
12:55	553.5	1:40	553.5
1:25	563.7	2:10	563.7
1:55	574.0	2:40	574.0
2:25	584.2	3:10	584.2
2:55	594.5	3:40	594.5
3:25	604.7	4:10	604.7
3:55	615.0	4:40	615.0
4:25	625.2	5:10	625.2
4:55	635.5	5:40	635.5
5:25	645.7	6:10	645.7
5:55	656.0	6:40	656.0
6:25	666.2	7:10	666.2
6:55	676.5	7:40	676.5
7:25	686.7	8:10	686.7
7:55	697.0	8:40	697.0
8:25	707.2	9:10	707.2
8:55	717.5	9:40	717.5
9:25	727.7	10:10	727.7
9:55	738.0	10:40	738.0
10:25	748.2	11:10	748.2
10:55	758.5	11:40	758.5
11:25	768.7	12:10	768.7
11:55	779.0	12:40	779.0
12:25	789.2	1:10	789.2
12:55	799.5	1:40	799.5
1:25	809.7	2:10	809.7
1:55	820.0	2:40	820.0
2:25	830.2	3:10	830.2
2:55	840.5	3:40	840.5
3:25	850.7	4:10	850.7
3:55	861.0	4:40	861.0
4:25	871.2	5:10	871.2
4:55	881.5	5:40	881.5
5:25	891.7	6:10	891.7
5:55	902.0	6:40	902.0
6:25	912.2	7:10	912.2
6:55	922.5	7:40	922.5
7:25	932.7	8:10	932.7
7:55	943.0	8:40	943.0
8:25	953.2	9:10	953.2
8:55	963.5	9:40	963.5
9:25	973.7	10:10	973.7
9:55	984.0	10:40	984.0
10:25	994.2	11:10	994.2
10:55	1004.5	11:40	1004.5
11:25	1014.7	12:10	1014.7
11:55	1025.0	12:40	1025.0
12:25	1035.2	1:10	1035.2
12:55	1045.5	1:40	1045.5
1:25	1055.7	2:10	1055.7
1:55	1066.0	2:40	1066.0
2:25	1076.2	3:10	1076.2
2:55	1086.5	3:40	1086.5
3:25	1096.7	4:10	1096.7
3:55	1107.0	4:40	1107.0
4:25	1117.2	5:10	1117.2
4:55	1127.5	5:40	1127.5
5:25	1137.7	6:10	1137.7
5:55	1148.0	6:40	1148.0
6:25	1158.2	7:10	1158.2
6:55	1168.5	7:40	1168.5
7:25	1178.7	8:10	1178.7
7:55	1189.0	8:40	1189.0
8:25	1199.2	9:10	1199.2
8:55	1209.5	9:40	1209.5
9:25	1219.7	10:10	1219.7
9:55	1230.0	10:40	1230.0
10:25	1240.2	11:10	1240.2
10:55	1250.5	11:40	1250.5
11:25	1260.7	12:10	1260.7
11:55	1271.0	12:40	1271.0
12:25	1281.2	1:10	1281.2
12:55	1291.5	1:40	1291.5
1:25	1301.7	2:10	1301.7
1:55	1312.0	2:40	1312.0
2:25	1322.2	3:10	1322.2
2:55	1332.5	3:40	1332.5
3:25	1342.7	4:10	1342.7
3:55	1353.0	4:40	1353.0
4:25	1363.2	5:10	1363.2
4:55	1373.5	5:40	1373.5
5:25	1383.7	6:10	1383.7
5:55	1394.0	6:40	1394.0
6:25	1404.2	7:10	1404.2
6:55	1414.5	7:40	1414.5
7:25	1424.7	8:10	1424.7
7:55	1435.0	8:40	1435.0
8:25	1445.2	9:10	1445.2
8:55	1455.5	9:40	1455.5
9:25	1465.7		

Wichita and Presidio

Read down		Table 11		Read up	
No. 9 Daily	Miles	Central Standard Time	No. 10 Daily	AM	PM
10.20	0	CHICAGO	8.45	10.20	8.45
11.59	451.1	KANSAS CITY	7.30	11.00	7.30
5.30	663.4	WICHITA	2.00	11.10	2.00
Motor					
6.00	0	WICHITA	11.25	11.00	11.25
6.20	9.6	Schulte	11.02	11.00	11.02
6.32	15.8	Clonmel	10.50	11.00	10.50
6.46	23.2	Viola 8b	10.37	11.00	10.37
7.00	31.4	Milton	10.20	11.00	10.20
7.18	42.0	Runnymede	10.00	11.00	10.00
7.30	49.1	Harper 7.36	9.47	11.00	9.47
7.50	58.4	Anthony 36.49	9.28	11.00	9.28
8.15	72.5	Waldron, Kan.	9.01	11.00	9.01
8.31	81.6	Byron, Okla.	8.43	11.00	8.43
8.47	92.3	Cherokee	8.14	11.00	8.14
9.06	98.1	Yewed	8.05	11.00	8.05
9.21	106.5	Carmen	7.49	11.00	7.49
9.30	111.3	Aline	7.38	11.00	7.38
9.42	118.6	West Cleo.	7.25	11.00	7.25
9.48	121.8	Orienta	7.15	11.00	7.15
10.00	128.0	FAIRVIEW	7.05	11.00	7.05
10.05	132.0	FAIRVIEW	6.55	11.00	6.55
10.33	139.6	Longdale	6.32	11.00	6.32
10.46	146.0	Canton	6.19	11.00	6.19
11.07	157.0	Oakwood	6.58	11.00	6.58
11.31	170.8	Thomas	6.31	11.00	6.31
11.58	180.0	Custer City	5.12	11.00	5.12
12.04	187.2	Arapaho	4.58	11.00	4.58
12.23	192.8	Clinton 66	4.45	11.00	4.45
1.05	211.9	Dill City	4.02	11.00	4.02
1.21	220.7	Sentinel	3.44	11.00	3.44
1.42	232.9	Lone Wolf	3.20	11.00	3.20
1.56	240.8	Logert	3.06	11.00	3.06
2.13	249.5	Blair	2.48	11.00	2.48
2.30	259.3	ALTUS	2.30	11.00	2.30
2.55	259.3	ALTUS	2.05	11.00	2.05
3.16	270.2	Elmer, Okla.	1.43	11.00	1.43
Oklahoma					
3.26	275.1	Ranchland, Tex.	1.34	11.00	1.34
3.36	280.3	Odel	1.24	11.00	1.24
3.55	289.5	Chillicothe	1.05	11.00	1.05
4.08	296.3	Medicine Mound	12.51	11.00	12.51
4.28	306.6	Margaret	12.31	11.00	12.31
4.40	313.3	Crowell	12.22	11.00	12.22
4.55	321.1	Foard City	12.07	11.00	12.07
5.12	330.4	Truscott	11.50	11.00	11.50
5.37	343.1	Benjamin	11.27	11.00	11.27
5.58	355.1	Knox City	11.05	11.00	11.05
6.03	357.7	O'Brien	11.00	11.00	11.00
6.12	362.5	Rochester	10.51	11.00	10.51
6.32	372.1	Rule	10.33	11.00	10.33
6.46	380.4	Sagerton	10.18	11.00	10.18
7.20	397.8	HAMLIN	9.45	11.00	9.45
7.23	397.8	HAMLIN	9.42	11.00	9.42
7.41	406.3	McCaulley	9.25	11.00	9.25
7.50	411.1	Sylvester	9.16	11.00	9.16
8.05	418.5	Longworth	9.02	11.00	9.02
8.35	432.1	SWEETWATER 62	8.35	11.00	8.35
8.40	432.1	SWEETWATER	8.30	11.00	8.30
9.08	449.3	Maryneal	8.00	11.00	8.00
9.33	463.0	Blackwell	7.37	11.00	7.37
9.44	469.5	Ft. Chadbourne	7.27	11.00	7.27
9.57	477.3	Bronte	7.15	11.00	7.15
10.13	487.5	Tennyson	6.59	11.00	6.59
10.24	494.1	Woodland	6.48	11.00	6.48
10.55	509.4	SAN ANGELO	6.20	11.00	6.20
7.40	509.4	8a, 9, 7, 88	6.15	11.00	6.15
8.05	524.4	Tankersly	5.45	11.00	5.45
8.27	537.7	Mertzon	5.21	11.00	5.21
9.09	563.6	Barnhart	4.34	11.00	4.34
9.41	582.6	Big Lake	4.00	11.00	4.00
9.58	592.7	Best	3.44	11.00	3.44
10.08	594.8	Rita Santa	3.39	11.00	3.39
10.38	596.8	Texon	3.33	11.00	3.33
10.33	611.9	Rankin	3.06	11.00	3.06
11.03	630.6	McCAMEY	2.32	11.00	2.32
11.03	630.6	McCAMEY	2.32	11.00	2.32
11.21	641.6	Girvin	2.07	11.00	2.07
11.32	648.9	Owego	1.55	11.00	1.55
11.43	655.8	Baldridge	1.44	11.00	1.44
12.15	673.7	FORT STOCKTON	1.10	11.00	1.10
1.15	12.18	673.7	1.10	11.00	1.10
1.23	709.2	Hovey	12.07	11.00	12.07
1.35	736.3	ALPINE	11.25	11.00	11.25
1.45	736.3	ALPINE	11.25	11.00	11.25
1.50	748.9	Paisano	11.00	11.00	11.00
1.55	776.5	Perdia	10.45	11.00	10.45
2.00	785.7	Plata	10.30	11.00	10.30
2.05	794.9	Casa-Piedra	10.15	11.00	10.15
2.10	818.7	PRESIDIO	10.00	11.00	10.00
<i>(Rio Grande River)</i>					

Kansas City, Chanute and Tulsa

Read down		Table 12		Read up	
No. 9 Daily	Miles	Central Standard Time	No. 10 Daily	AM	PM
10.20	0	CHICAGO	8.45	10.20	8.45
9.05	451.1	KANSAS CITY	7.30	11.00	7.30
11.00	8.30	KANSAS CITY	8.20	11.10	8.20
11.10	8.40	Kansas City, Kan. (Argen. Sta.)	8.05	11.10	8.05
Motor					
8.54	6.8	Turner	8.00	11.00	8.00
8.59	13.1	Holiday 2.19	7.50	11.00	7.50
9.12	25.6	Zarah	7.44	11.00	7.44
9.24	34.2	Olathe	7.28	11.00	7.28
9.33	39.5	Gardner	7.13	11.00	7.13
9.41	45.1	Edgerton	7.03	11.00	7.03
9.46	49.5	Wellsville	6.54	11.00	6.54
9.55	56.9	Le Loup	6.47	11.00	6.47
9.58	57.8	Ottawa Jct. 2.17	6.34	11.00	6.34
10.03	57.8	OTTAWA 2.17.21	6.29	11.00	6.29
10.10	66.8	Princeton	6.12	11.00	6.12
10.18	73.0	Richmond	6.04	11.00	6.04
10.28	82.4	Garnett	5.59	11.00	5.59
1.00	10.43	Welda	5.36	11.00	5.36
1.03	110.55	Colony	5.24	11.00	5.24
1.06	98.8	Carlyle	5.07	11.00	5.07
1.27	109.4	Lola	4.49	11.00	4.49
1.38	117.1	Humboldt	4.54	11.00	4.54
1.48	126.2	Chanute 29.31	4.40	11.00	4.40
2.05	115.4	Chanute	4.35	11.00	4.35
2.15	115.9	Chanute	4.20	11.00	4.20
2.22	132.9	Earlton	4.12	11.00	4.12
2.36	147.3	Thayer	4.02	11.00	4.02
2.49	155.5	Morehead	3.50	11.00	3.50
3.02	165.2	Cherryvale 32	3.34	11.00	3.34
3.15	185.2	INDEPENDENCE 28	3.27	11.00	3.27
3.30	185.2	INDEPENDENCE	3.18	11.00	3.18
3.53	181.5	Havana 40	3.04	11.00	3.04
4.08	187.5	Caney, Kan. 39.40	2.55	11.00	2.55
4.15	189.7	Owen, Okla. 39	2.50	11.00	2.50
4.29	195.4	Copan	2.40	11.00	2.40
4.42	202.3	Dewey	2.29	11.00	2.29
4.51	206.2	Bartlesville	2.21	11.00	2.21
5.01	217.9	Ochelata	2.17	11.00	2.17
5.10	224.0	Ramona	2.11	11.00	2.11
5.20	232.0	Vera	2.05	11.00	2.05
5.30	237.0	Collinsville	1.57	11.00	1.57
5.40	244.6	Owasso	1.48	11.00	1.48
5.50	256.1	TULSA	1.40	11.00	1.40

Albuquerque and El Paso

Read down		Table 13		Read up	
No. 23 Daily	Miles	Central Standard Time	No. 24 Daily	AM	PM
1.45	0	CHICAGO	6.20	1.45	6.20
1.55	451.1	KANSAS CITY	6.40	1.55	6.40
2.00	1.30	ALBUQUERQUE	6.25	2.00	6.25
2.05	1.30	ALBUQUERQUE	6.20	2.05	6.20
2.10	1.30	ALBUQUERQUE	6.15	2.10	6.15
2.15	1.30	ALBUQUERQUE	6.10	2.15	6.10
2.20	1.30	ALBUQUERQUE	6.05	2.20	6.05
2.25	1.30	ALBUQUERQUE	6.00	2.25	6.00
2.30	1.30	ALBUQUERQUE	5.55	2.30	5.55
2.35	1.30	ALBUQUERQUE	5.50	2.35	5.50
2.40	1.30	ALBUQUERQUE	5.45	2.40	5.45
2.45	1.30	ALBUQUERQUE	5.40	2.45	5.40
2.50	1.30	ALBUQUERQUE	5.35	2.50	5.35
2.55	1.30	ALBUQUERQUE	5.30	2.55	5.30
3.00	1.30	ALBUQUERQUE	5.25	3.00	5.25
3.05	1.30	ALBUQUERQUE	5.20	3.05	5.20
3.10	1.30	ALBUQUERQUE	5.15	3.10	5.15
3.15	1.30	ALBUQUERQUE	5.10	3.15	5.10
3.20	1.30	ALBUQUERQUE	5.05	3.20	5.05
3.25	1.30	ALBUQUERQUE	5.00	3.25	5.00
3.30	1.30	ALBUQUERQUE	4.55	3.30	4.55
3.35	1.30	ALBUQUERQUE	4.50	3.35	4.50
3.40	1.30	ALBUQUERQUE	4.45	3.40	4.45
3.45	1.30	ALBUQUERQUE	4.40	3.45	4.40
3.50	1.30	ALBUQUERQUE	4.35	3.50	4.35
3.55	1.30	ALBUQUERQUE	4.30	3.55	4.30
4.00	1.30	ALBUQUERQUE	4.25	4.00	4.25
4.05	1.30	ALBUQUERQUE	4.20	4.05	4.20
4.10	1.30	ALBUQUERQUE	4.15	4.10	4.15
4.15	1.30	ALBUQUERQUE	4.10	4.15	4.10
4.20	1.30	ALBUQUERQUE	4.05	4.20	4.05
4.25	1.30	ALBUQUERQUE	4.00	4.25	4.00
4.30	1.30	ALBUQUERQUE	3.55	4.30	3.55
4.35	1.30	ALBUQUERQUE	3.50	4.35	3.50
4.40	1.30	ALBUQUERQUE	3.45	4.40	3.45
4.45	1.30	ALBUQUERQUE	3.40	4.45	3.40
4.50	1.30	ALBUQUERQUE	3.35	4.50	3.35
4.55	1.30	ALBUQUERQUE	3.30	4.55	3.30
5.00	1.30	ALBUQUERQUE	3.25	5.00	3.25
5.05	1.30	ALBUQUERQUE	3.20	5.05	3.20
5.10					

Independence and Wellington

Read down 47-13 Daily Mls. Table 28 14-48 Daily

Central Standard Time

PM 11.00	0	Lv. Kansas City	Ar	7.25
3.15	165.2	Ar. Independence	Lv	2.17
3.30	165.2	Lv. Independence 12	Ar	11.40
3.52	177.9	Ar. Elk City	Lv	11.12
4.02	184.3	Ar. Oak Valley	Lv	11.00
4.12	189.6	Ar. Longton	Lv	10.50
4.22	193.4	Ar. Elk Falls	Lv	10.40
4.37	202.1	Ar. Moline 29	Lv	10.28
4.52	210.5	Ar. Grenola	Lv	10.15
5.07	216.9	Ar. Grand Summit	Lv	10.00
5.20	225.2	Ar. Cambridge	Lv	9.45
5.33	230.5	Ar. Burden	Lv	9.25
5.46	238.4	Ar. New Salem	Lv	9.05
6.04	246.8	Ar. Winfield (Main Street)	Lv	8.55
6.25	256.6	Ar. Winfield 8	Lv	8.40
6.35	262.3	Ar. Oxford	Lv	8.22
6.50	269.3	Ar. Dalton	Lv	8.10
		Ar. Wellington 7, 8, 33	Lv	7.55

Emporia, Moline and Chanute

Read down 9-96 Daily 9-62 Daily Mls. Table 29 61-8 Daily 95-6 Daily

Central Standard Time

PM 11.59	0	Lv. Kansas City	Ar	6.40	10.20
2.30	112.1	Ar. Emporia	Lv	4.30	7.35
5.30	5.05	Lv. Emporia 2, 8, 29, 35	Ar	3.15	6.00
5.52	5.18	Ar. Ross	Lv	2.59	5.30
6.10	5.27	Ar. Olpe	Lv	2.52	5.15
6.20	5.34	Ar. Root	Lv	2.44	4.50
6.40	5.43	Ar. Madison	Lv	2.34	4.35
6.50	5.50	Ar. Madison Jct.	Lv	2.27	4.10
6.56	6.00	Lv. Madison Jct.	Ar	4.10	
7.20	6.15	Ar. Bisbee	Lv	4.00	
7.40	6.30	Ar. Hamilton	Lv	3.45	
7.50	6.40	Ar. Eureka	Lv	2.55	
8.00	6.50	Ar. Climax	Lv	2.25	
8.10	7.00	Ar. Severy	Lv	2.00	
8.20	7.10	Ar. Howard	Lv	1.25	
8.30	7.20	Ar. Moline 28	Lv	1.00	
8.40	7.30	Lv. Madison Jct.	Ar	2.27	AM
8.50	7.40	Ar. Hilltop	Lv	2.18	
9.00	7.50	Ar. Virgil	Lv	2.08	
9.10	8.00	Ar. Quincy	Lv	1.58	
9.20	8.10	Ar. Toronto	Lv	1.47	
9.30	8.20	Ar. Coyville	Lv	1.32	
9.40	8.30	Ar. Fredonia	Lv	1.25	
9.50	8.40	Ar. Benedict	Lv	1.25	
10.00	8.50	Ar. Rest	Lv	1.27	
		Ar. Vilas	Lv	1.20	
		Ar. Chanute 12, 30, 31	Lv	12.05	PM

Chanute and Pittsburg

Read down 57 Ex.Su. Mls. Table 31 58 Ex.Su.

Central Standard Time

AM 8.20	0	Lv. Chanute 12, 29	Ar	11.55
8.40	7.1	Ar. Rollin	Lv	11.33
8.47	11.1	Ar. Shaw	Lv	11.27
8.55	15.5	Ar. Erie	Lv	11.20
9.11	25.9	Ar. Walnut	Lv	11.04
9.23	33.0	Ar. Brazilton	Lv	10.52
9.35	40.8	Ar. Girard	Lv	10.40
9.43	45.9	Ar. Radley	Lv	10.32
9.47	48.2	Ar. Capaldo	Lv	10.28
9.51	50.2	Ar. Frontenac	Lv	10.25
10.05	54.1	Ar. Pittsburg	Lv	10.10

Cherryvale and Coffeyville

Read down 73 Daily Mls. Table 32 84 Sun. 74 Ex. Su.

Central Standard Time

Mixed 3.05	0	Lv. Cherryvale 12	Ar	5.45	8.15
3.30	8.3	Ar. Liberty	Lv	5.20	7.50
3.50	16.6	Ar. Coffeyville	Lv	5.00	7.30

Newton, Augusta and Wellington

Read down 69 Ex.Su. 1 Daily 9 Daily Mls. Table 33 10 Daily 2 Daily 70 Ex.Su.

Central Standard Time

Way	PM 2.05	4.50	0	Lv. Newton	Ar	2.45
Frt.	3.20	5.45	27.2	Ar. Wichita	Lv	2.00
		6.17	42.8	Ar. Mulvane 8	Lv	1.39
				Lv. Augusta	Ar	
				Ar. Rose Hill	Lv	
				Ar. Mulvane	Lv	
				Lv. Wellington 7, 8, 28	Lv	

Wellington and Ponca City

Read down 69 Ex.Su. 1 Daily 9 Daily Mls. Table 34 10 Daily 2 Daily 70 Ex.Su.

Central Standard Time

Way	PM 7.15	0	Lv. Wellington 7, 8, 28, 33	Ar	11.45
Frt.	7.29	7.45	Ar. Rome	Lv	11.30
		7.59	Ar. South Haven 49	Lv	11.14
		8.20	Ar. Hunnewell	Lv	10.58
		8.42	Ar. Braman	Lv	10.35
		8.45	Ar. Blackwell 36	Lv	10.15
		9.05	Ar. Blackwell	Lv	10.10
			Ar. Tonkawa	Lv	9.45
			Ar. Ponca City 8, 36	Lv	3.20

Emporia and Superior

Read down 9-51 Daily 27-73 Daily Mls. Table 35 74 Daily 52-8 Daily

Central Standard Time

PM 11.59	0	Lv. Kansas City	Ar	6.40
2.30	105	Ar. Emporia	Lv	4.30
3.50	2.15	Lv. Emporia	Ar	10.00
4.20	3.05	Ar. Strong City	Lv	9.00
4.30	3.05	Ar. Strong City 2, 38	Lv	3.48
4.54	31.4	Ar. Hymer	Lv	3.29
5.05	37.2	Ar. Diamond Springs	Lv	3.18
5.19	43.0	Ar. Burdick	Lv	3.08
5.34	49.3	Ar. Lost Springs	Lv	2.58
5.54	60.6	Ar. Hope	Lv	2.38
6.09	68.2	Ar. Navarre	Lv	2.24
6.24	75.9	Ar. Enterprise	Lv	2.10
6.35	82.0	Ar. Abilene 37, 38	Lv	5.25
6.55	90.8	Ar. Talmage	Lv	3.40
7.08	96.6	Ar. Manchester 38	Lv	3.26
7.20	102.2	Ar. Longford	Lv	3.13
7.31	107.5	Ar. Oak Hill	Lv	1.20
7.50	116.8	Ar. Miltonvale	Lv	1.27
8.10	125.9	Ar. Aurora	Lv	1.45
8.35	137.3	Ar. Concordia	Lv	12.05
		Ar. Concordia	Lv	12.05
		Ar. Kackley	Lv	11.25
		Ar. Courtland	Lv	11.10
		Ar. Lovewell	Lv	10.50
		Ar. Webber	Lv	10.35
		Ar. Superior	Lv	10.15

Hutchinson and Ponca City

Read down 7-49 Daily Mls. Table 36 50-24 Daily

Central Standard Time

AM 8.55	0	Lv. Hutchinson 2	Ar	10.35
1.05	218.0	Ar. Hutchinson	Lv	10.40
		Ar. Darlow	Lv	10.16
		Ar. Castleton	Lv	10.07
		Ar. Pretty Prairie	Lv	9.55
		Ar. Varner	Lv	9.47
		Ar. Kingman 46	Lv	9.35
		Ar. Carvel	Lv	9.22
		Ar. Basil	Lv	9.14
		Ar. Rago 8b	Lv	9.05
		Ar. Duquoin	Lv	8.57
		Ar. Harper 7, 11	Lv	8.42
		Ar. Anthony 11, 49	Lv	8.23
		Ar. Manchester	Lv	8.04
		Ar. Gibbon	Lv	7.54
		Ar. Wakita	Lv	7.44
		Ar. Clyde	Lv	7.32
		Ar. Medford	Lv	7.22
		Ar. Numa	Lv	7.07
		Ar. Deer Creek	Lv	6.58
		Ar. Nardin	Lv	6.50
		Ar. Blackwell 34	Lv	6.30
		Ar. Blackwell	Lv	6.30
		Ar. Autwine	Lv	6.12
		Ar. Ponca City 8, 34	Lv	5.50

Abilene and Osborne

Read down (All Mixed Trains) 79 Ex.Su. Mls. Table 37 80 Ex.Su.

Central Standard Time

AM 6.40	0	Lv. Abilene 35, 38	Ar	3.00
7.55	22.6	Ar. Salina	Lv	12.30
8.30	22.6	Ar. Salina	Lv	12.30
9.20	37.4	Ar. Glendale	Lv	11.47
9.50	46.0	Ar. Westfall	Lv	11.25
10.25	57.4	Ar. Lincoln Center	Lv	10.55
11.10	65.7	Ar. Denmark	Lv	10.35
11.35	72.2	Ar. Ash Grove	Lv	10.19
11.55	77.6	Ar. Hunter	Lv	10.06
12.25	86.5	Ar. Tipton	Lv	9.43
1.30	103.0	Ar. Osborne	Lv	9.00

Abilene and Barnard

Read down 9-51 Ex.Su. Mls. Table 38 88-52 Ex.Su.

Central Standard Time

PM 11.59	0	Lv. Kansas City	Ar	6.40
4.20	131.7	Ar. Strong City	Lv	3.48
4.30	131.7	Ar. Strong City	Lv	3.48
6.35	194.3	Ar. Abilene	Lv	2.00
6.45	0	Lv. Abilene 35, 37	Ar	1.55
7.10	8.6	Ar. Talmage 35	Lv	1.30
7.27	14.4	Ar. Manchester 35	Lv	1.20
7.40	20.1	Ar. Vine Creek	Lv	1.08
8.15	28.8	Ar. Wells	Lv	1.24
8.48	38.5	Ar. Minneapolis	Lv	1.16
9.21	48.7	Ar. Ada	Lv	11.24
9.35	53.1	Ar. Milo	Lv	11.24
9.50	57.5	Ar. Barnard	Lv	11.10

Caney and Ralston

Read down (All Mixed Trains) 71 Ex.Su. Mls. Table 39 72 Ex.Su.

Central Standard Time

AM 5.55	0	Lv. Caney 12, 40	Ar	2.00
	2.2	Ar. Owen	Lv	1.52
	6.20	Ar. Hulah	Lv	1.60
	6.40	Ar. Bowling	Lv	1.10
	7.00	Ar. Bighart	Lv	12.55
	8.10	Ar. Pawhuska	Lv	12.10
	8.35	Ar. Betts	Lv	11.30
	9.05	Ar. Strohm	Lv	11.10
	9.25	Ar. Keefe	Lv	10.50
	9.50	Ar. Ralston 53	Lv	10.30

Caney and Cedar Vale

Read down (All Mixed Trains) 68-67 Ex.Mo. Mls. Table 40 68-67 Ex.Mo.

Central Standard Time

AM 6.15	0	Lv. Caney 12, 39	Ar	1.15
	6.30	Ar. Havana 12	Lv	1.00
	6.30	Ar. Havana	Lv	12.55
	6.45	Ar. Niotaaz	Lv	12.35
	7.00	Ar. Peru	Lv	12.15
	7.20	Ar. Chautauqua	Lv	11.50
	7.40	Ar. Elgin	Lv	11.25
	8.10	Ar. Hewins	Lv	10.55
	8.30	Ar. Cedar Vale	Lv	10.35

Little River and Galatia

Read down (All Mixed Trains) 89 Ex.Su. Mls. Table 41 90 Ex.Su.

Central Standard Time

AM 11.00	0	Lv. Little River 25	Ar	1.15
	11.30	Ar. Genesee	Lv	12.50
	11.50	Ar. Lorraine	Lv	12.30
	12.15	Ar. Holyrood	Lv	12.15
	12.35	Ar. Hirschmann	Lv	11.45
	12.55	Ar. Beaver	Lv	11.35
	1.15	Ar. Sussan	Lv	11.20
	1.50	Ar. Galatia	Lv	10.40

Great Bend and Garden City

Read down (All Mixed Trains) 69 Ex.Su. Mls. Table 42 70 Ex.Su.

Central Standard Time

AM 8.15	0	Lv. Great Bend 2	Ar	3.45
	8.35	Ar. Heizer	Lv	3.20
	9.00	Ar. Albert	Lv	3.05
	9.15	Ar. Shaffer	Lv	2.50
	9.32	Ar. Timken	Lv	2.36
	9.57	Ar. Rush Centre	Lv	2.15
	10.23	Ar. Nekoma	Lv	1.55
	10.45	Ar. Alexander	Lv	1.37
	11.10	Ar. Bazine	Lv	1.15
	11.50	Ar. Ness City	Lv	12.40
	12.40	Ar. Beeler	Lv	11.55
	1.00	Ar. Alamota	Lv	11.35
	1.30	Ar. Dighton	Lv	11.08
	1.55	Ar. Amy	Lv	11.07
	2.15	Ar. Grigston	Lv	10.30
	2.50	Ar. Scott City	Lv	10.00
		Ar. Mountain Standard Time	Lv	
		Ar. Scott City	Lv	12.30
		Ar. Shallow Water	Lv	12.05
		Ar. Friend	Lv	11.32
		Ar. Tennis	Lv	11.12
		Ar. Garden City 3	Lv	10.30

Cushing and Oilton

Read down (All Mixed Trains) 85-61 Ex.Su. 59 Ex.Su. Mls. Table 43 82-86 Ex.Su. 60 Ex.Su.

Central Standard Time

AM 9.00	5.00	0	Lv. Cushing 44, 51, 53	Ar	12.50	2.00
	9.20	5.20	Ar. Schlegel	Lv	12.30	1.30
	9.35	5.35	Ar. Peneta	Lv	12.20	1.20
	9.40	5.40	Ar. Frey	Lv	12.10	1.10
	10.50	6.00	Ar. Drumright	Lv	12.01	1.00
			Ar. Drumright	Lv	10.50	
			Ar. Frey	Lv	10.40	
			Ar. Oilton	Lv	10.15	

Cushing and Maramec

Read down (All Mixed Trains) 84 Ex.Su. Mls. Table 44 83 Ex.Su.

Central Standard Time

AM 6.00	0	Lv. Cushing 43, 51, 53	Ar	8.40
	6.30	Ar. Yale	Lv	8.00
	6.45	Ar. Quay	Lv	7.20
	7.00	Ar. Maramec	Lv	7.05

Satanta and Pritchett

Read down (All Mixed Trains) 85 MoWe & Fr. Mls. Table 45 86 Tu, Th & Sa.

Central Standard Time

PM 12.40	0	Lv. Satanta 47	Ar	11.15
	2.05	Ar. Ulysses	Lv	9.15
	2.45	Ar. Bighow	Lv	8.25
	3.25	Ar. Johnson	Lv	7.50
	3.52	Ar. Manter	Lv	7.25
	4.50	Ar. Bartlett	Lv	6.35
	5.20	Ar. Walsh	Lv	6.15
	5.55	Ar. Vilas	Lv	5.35
	6.30	Ar. Springfield 48	Lv	5.05
	7.45	Ar. Pritchett	Lv	4.15

Wichita and Pratt

Read down (Also see Bus Schedules on page 54) 9 Daily Mls. Table 46 6 Daily

Central Standard Time

PM 11.59	0	Lv. Kansas City	Ar	10.20
5.30	212.3	Ar. Wichita	Lv	5.20
		Ar. Wichita 4, 7, 8, 8b, 11, 33	Ar	4.30
		Ar. Goddard	Lv	3.10
		Ar. Garden Plain	Lv	2.50

Table 51: Cushing, Guthrie and Kiowa. Read down and Read up schedules with times and station names.

Table 53: Arkansas City and So. Shawnee. Read down and Read up schedules with times and station names.

Table 52: Shawnee, Ada, Pauls Valley & Lindsay. Read down and Read up schedules with times and station names.

Table 54: Kornman and Lamar. Read down and Read up schedules with times and station names.

Table 55: Lamy and Santa Fe. Read down and Read up schedules with times and station names.

Table 56: Lamy and Willard. Read down and Read up schedules with times and station names.

Table 57: Socorro and Magdalena. Read down and Read up schedules with times and station names.

Table 58: Rincon and Silver City. Read down and Read up schedules with times and station names.

Table 59: Whitewater and Fierro. Read down and Read up schedules with times and station names.

Table 60: Raton and Ute Park. Read down and Read up schedules with times and station names.

Table 62: Amarillo, Clovis, Lubbock, Sweetwater, Brownwood, Temple, and Galveston. Read down and Read up schedules with times and station names.

Table 63: Panhandle and Borger. Read down and Read up schedules with times and station names.

Table 64: Waynoka and Buffalo. Read down and Read up schedules with times and station names.

Table 65: Clovis and Pecos. Read down and Read up schedules with times and station names.

Table 66: Pampa and Clinton. Read down and Read up schedules with times and station names.

Table 71: San Angelo and Sonora. Read down and Read up schedules with times and station names.

Table 72: Lubbock and Seagraves. Read down and Read up schedules with times and station names.

Table 73: Slaton and Lamesa. Read down and Read up schedules with times and station names.

Table 74: Bledsoe and Lubbock. Read down and Read up schedules with times and station names.

Table 75: White Deer and Skellytown. Read down and Read up schedules with times and station names.

For Explanation of Reference Marks See Pages 8 and 9.

Note: Bus trips 12, 13, 16, 17, 20, 21 and 23 will be operated only when there are passengers arriving or departing from Lamy.

No. 94 shown in this column carries 12-sec. D. R. Air-Conditioned Pullman and through Air-Conditioned chair car between Amarillo-Dallas from Sweetwater on T. & P. No. 6.

No. 94 shown in this column carries 12-sec. D. R. Air-Conditioned Pullman and through Air-Conditioned chair car Dallas to Amarillo (from Dallas on T. & P. No. 7).

BAGGAGE INSURANCE Available at principal ticket offices and baggage counters of Santa Fe System Lines. Eliminate all worry about your baggage at hotels, during transfer, etc.

For Explanation of Reference Marks See Pages 8 and 9

Paris, Dallas and Cleburne

Read down Read up

68 Daily Motor	Mls.	Table 76	67 Daily Motor
PM 5:00	0	Central Standard Time	PM 12:55
5:28	12.6	Lv. Paris (U. D.)	12:25
f 5:40	18.1	Roxton	f 12:13
5:51	23.5	Ben Franklin	12:01
6:04	29.5	Pecan Gap	11:48
6:21	37.8	Ladonia 86	11:29
6:39	46.8	Wolfe City	11:09
f 6:55	54.3	Celeste	f 10:52
7:06	59.4	Merit	10:41
f 7:19	66.1	Farmersville	f 10:27
7:37	74.6	Copeville	10:08
f 7:45	78.8	Wylie	f 9:59
7:55	84.7	Sachse	9:48
8:10	100.5	Garland	9:05
8:29	113.7	Dallas 8a, 9, 62	8:50
f 8:38	119.2	Duncanville	f 8:19
8:50	126.9	Cedar Hill	8:11
f 9:06	134.2	Midlothian	f 7:58
9:22	141.1	Venus	7:42
f 9:38	149.6	Alvarado	f 7:26
9:50	153.8	Keene	7:10
10:06	158.8	Cleburne 9, 84	7:00
11:50	153.8	Cleburne	5:25
2:00	253.3	Temple	2:55
7:05	441.2	Houston	9:30
8:50	471.5	Galveston	7:45

Galveston, Beaumont, Center and Longview

NOTE: Passengers from Galveston for No. 246 use Yellow Cab which departs from Galveston Union Depot at 7:45 a.m. Connection is made with ferry at 9th St. Landing, Galveston. Passengers on No. 245 destined Galveston will use Yellow Cab from 9th St. ferry to Galveston Union Depot; arriving Galveston 2:00 p.m.

Read down Read up

202 Daily Motor	Mixed	Table 77	201 Daily Motor
AM 7:45	0	Central Standard Time	PM 2:00
8:00	0	Lv. Galveston (Union Depot)	1:45
9:00	0	Lv. Galveston (9th St. Landing)	12:45
9:30	6.8	Ferry Landing	11:55
f 9:35	7.5	Port Bolivar	f 11:45
10:30	24.6	Caplen	10:45
f 10:40	27.1	Gilechrist	f 10:35
11:00	34.2	High Island	10:10
f 11:25	41.3	White's Ranch	f 9:35
11:35	44.8	Sea Breeze	9:25
f 11:50	49.7	Stowell	f 9:10
12:01	51.8	Winnie	9:00
f 12:20	57.1	Hamshire	f 8:40
12:35	63.0	Fannett	8:10
f 12:55	68.0	Cheek	f 7:55
1:30	77.1	Beaumont 78	7:30
9:15	PM	Beaumont	2:35
10:05	98.1	Silsbee 78	1:48
f 10:14	104.0	Evadale	f 1:35
10:30	113.5	Buna	1:16
f 10:34	115.8	Bessmy	f 1:12
10:48	125.4	Call Jet	12:57
10:55	129.8	Kirbyville 80	12:50
11:15	129.8	Kirbyville	12:30
f 11:23	133.6	Bonami	f 12:22
11:33	139.8	Roganville	12:12
f 11:53	151.0	Jasper	f 11:53
12:21	164.8	Browndell	11:23
f 12:27	168.0	Brookeland	f 11:18
12:40	174.9	Pineland	11:05
f 12:59	182.1	Bronson	f 10:51
1:31	197.8	San Augustine 78	10:18
f 1:45	202.0	Bland Lake	f 10:07
1:49	204.4	Calgary	10:03
f 1:59	208.8	Neuville	f 9:52
2:02	210.4	Choice	9:49
f 2:17	217.2	Center 78	f 9:35
2:31	224.0	Flat Fork	9:19
f 2:46	230.0	Tenaha	f 9:09
3:07	239.1	Gary	8:45
f 3:29	249.9	Carthage	8:24
3:48	258.8	Beckville	8:04
f 4:01	265.2	Tatum	f 7:52
4:16	272.7	Easton	7:38
f 4:26	278.5	Woodall	f 7:27
4:45	285.0	Longview 78	7:15

Somerville and Beaumont

Read down Read up

205 Daily Motor	Mls.	Table 78	206 Daily Motor
AM 4:45	0	Central Standard Time	PM 11:30
5:06	12.0	Lv. Somerville 9	f 11:00
f 5:18	18.4	Clay	10:46
5:39	28.3	Allenfarm	10:26
f 5:59	37.8	Navasota	f 10:03
6:05	40.6	Yarbora	9:57
6:12	43.6	Stoneham	9:50
f 6:25	50.1	Plantersville	f 9:35
6:40	55.7	Dobbin	9:18
f 7:21	74.1	Montgomery	f 8:33
7:25	74.1	Conroe	8:30
f 7:37	81.1	Beach	f 8:25
7:59	91.6	Youens	8:20
f 8:10	96.9	Waukegan	f 8:16
8:22	104.2	Fostoria	7:56
f 8:28	107.4	Cleveland	f 7:44
8:39	113.0	Hightower	7:28
f 8:45	116.0	Rayburn	f 7:21
8:51	119.7	Romayor	7:10
9:09	130.1	Milvid	f 7:03
f 9:22	137.5	Fuqua	f 6:55
9:38	145.2	Votaw	6:48
9:55	154.1	Honey Island	f 6:36
10:00	154.1	Kountze	6:22
f 10:09	159.4	Silsbee	f 6:07
10:12	161.3	Silsbee 77	5:50
f 10:21	166.6	Fletcher	f 5:33
10:28	170.3	Lumberton	f 5:20
f 10:36	173.9	Voth	f 5:13
10:45	175.1	Helbig	5:00
10:50	175.1	Calder Ave.	4:55
11:05	154.1	Beaumont 77	4:48
1:31	253.8	San Augustine	10:18
2:17	273.2	Center	9:35
4:45	341.0	Longview	7:15

Sealy and Matagorda

Read down Read up

111 Ex. Su.	115 Ex. Su.	Mls.	Table 79	116 Ex. Su.	112 Ex. Su.
AM 6:45	0	Central Standard Time	PM 2:00	AM	AM
f 7:07	10.1	Lv. Sealy 9	f 1:35		
7:35	18.3	Beard	1:05	9:30	
7:55	28.8	Eagle Lake	9:30		
f 8:00	31.1	Eagle Lake	9:05		
8:15	4.4	Rayner Jet	8:40		
8:30	17.5	Calhoun	8:40		
10:02	23.8	Engelhart	8:40		
f 10:10	26.1	Eldridge	8:40		
10:20	29.1	Garwood	8:40		
f 10:25	30.3	Matthews	12:35		
10:35	33.3	McDow	12:25		
10:48	38.1	Bonus	12:15		
11:05	44.3	Nedra	12:01		
f 11:50	52.6	Glen Flora	11:48		
12:05	57.6	Wharton	11:20		
f 12:15	61.6	Lane City	9:55		
12:55	69.7	Cane Jct. 65	9:40		
2:25	80.7	Magnet	9:35		
f 2:50	86.0	McCroskey	9:25		
3:30	91.1	Bay City	9:00		
		Wadsworth	7:40		
		Gulf Hill	7:15		
		Matagorda	7:00		

Kirbyville and Oakdale

Read down Read up

292 Daily Motor	Mls.	Table 80	291 Daily Motor
AM 12:50	0	Central Standard Time	PM 10:50
f 1:00	5.3	Lv. Kirbyville 77	f 10:40
1:21	15.8	Bleakwood	10:19
f 1:34	21.6	Bon Weir	10:07
2:15	39.7	Merryville	9:25
f 2:31	45.0	DeRidder	f 9:10
3:00	58.4	Ikes	8:42
f 3:11	63.8	Cravens	8:30
3:30	73.5	Pitkin	8:10
f 3:50	82.3	Elizabeth	f 7:50
		Oakdale	7:50

For Explanation of Reference Marks See Pages 8 and 9

Brownwood and Menard

Read down Read up

81 Daily	Mls.	Table 82	82 Daily
AM 5:00	0	Central Standard Time	PM 9:55
f 5:19	7.5	Lv. Brownwood, 8a, 9, 62	f 9:36
5:34	14.2	Dalzell	9:20
f 5:49	20.3	Brookemith	9:07
5:59	24.8	Winchell	8:57
f 6:14	31.3	Mercury	8:43
6:31	38.9	Placid	8:27
f 6:48	46.6	Rochelle	8:05
6:59	48.8	Brady 87	8:00
f 7:05	48.8	Brady	7:35
7:31	59.3	Whiteland 87	f 7:13
f 7:50	66.9	Lightner	f 6:56
8:08	73.2	Callan	f 6:46
f 8:18	78.2	Scalp Creek	f 6:30
8:35	85.6	Menard	6:30

Ardmore and Ringling

Read down Read up

311 Ex. Su.	Mls.	Table 83	310 Ex. Su.
AM 8:00	0	Central Standard Time	PM 2:20
f 8:33	10.2	Lv. Ardmore 8	f 1:45
9:25	19.9	Lone Grove	12:55
10:20	30.7	Wilson	10:25
11:20	41.8	Healdton	12:05
12:05	41.8	Ringling	12:05

Cleburne and Weatherford

Read down Read up

55 Tues. Thur. Sat.	Mls.	Table 84	56 Sun. Wed. Fri.
PM 8:00	0	Central Standard Time	AM 5:00
f 9:01	11.3	Lv. Cleburne 9, 76	f 4:15
9:26	19.4	Godley	3:20
f 10:30	28.2	Cresson 8a	f 2:50
11:30	39.8	Parsons	2:00
		Weatherford	

Cane Jct. and Thompsons

Read down Read up

114 Ex. Su.	Mls.	Table 85	113 Ex. Su.
PM 3:15	0	Central Standard Time	PM 2:45
f 4:35	6.6	Lv. Cane Jct. 79	f 2:10
f 5:20	17.8	Newgulf	f 1:25
f 5:45	22.9	Guy	f 12:55
6:30	33.9	Long Point	12:01
		Thompsons 99	

Ladonia and Honey Grove

Read down Read up

57 Ex. Su.	Mls.	Table 86	58 Ex. Su.
PM 9:40	0	Central Standard Time	PM 11:25
f 10:25	11.5	Lv. Ladonia 76	f 10:40
		Honey Grove	

Lometa and Eden

Read down Read up

53 Ex. Su.	Mls.	Table 87	54 Ex. Su.
AM 6:30	0	Central Standard Time	PM 8:30
f 7:49	24.9	Lv. Lometa 9, 62	f 7:05
9:15	39.6	San Saba	6:04
f 10:45	66.1	Richland Springs	4:40
11:45	66.1	Brady 82	4:00
12:21	76.5	Brady	3:00
f 12:50	82.1	Whiteland 82	f 1:50
1:50	98.0	Melvin	1:00
		Eden	

San Angelo and Sterling City

Read down Read up

83 Mon. Wed. Fri.	Mls.	Table 88	84 Tues. Thur. Sun.
PM 5:30	0	Central Standard Time	PM 4:00
f 6:39	19.3	Lv. San Angelo 8a, 9, 11, 71	f 2:35
6:59	25.9	Carlsbad	2:07
8:00	46.1	Water Valley	1:00
		Sterling City	

Williams and Grand Canyon

Read down Read up

BUS Daily	BUS Daily	BUS Daily	14 Daily	Mls.	Table 89	BUS Daily	BUS Daily	BUS Daily	15 Daily
PM 6:30	11:00	7:30	AM 4:20	0	Mountain Standard Time	AM 10:45	AM 12:15	AM 4:15	PM 11:05
8:15	12:45	9:15	AM 5:45	45.5	Lv. Williams 4, 7	AM 9:00	AM 10:30	AM 2:30	PM 8:45
			AM 6:45	64.3	Anita				
			AM 6:45	64.3	Grand Canyon 4, 7				

Flagstaff, Williams, Ash Fork and Phoenix

NOTE - Service between Flagstaff and Ash Fork as shown in this Table is via Santa Fe Trailways. For rail schedules between these points see Table 4, page 41. For additional bus service see Santa Fe Trailways folder.

Read down Read up

BUS Daily	BUS Daily	BUS Daily	209 Daily	43 Daily	47 Daily	Mls.	Table 90	44 Daily	42 Daily	170 Daily	BUS Daily	BUS Daily	BUS Daily
PM 4:00	AM 8:15	AM 5:15	AM 10:00	AM 10:00	AM 10:00	0	Mountain Stand. Time	AM 7:50	AM 10:05	AM 11:25	AM 11:25	AM 11:25	AM 11:25
f 4:55	10:00	6:10	10:30	10:30	10:30	21.3	Lv. Flagstaff, 4	f 7:22	f 9:25	f 10:35	f 11:15	f 11:15	f 11:15
5:30	10:00	6:45	11:00	11:00	11:00	33.6	Del Rio	f 7:05	f 9:08	f 10:20	f 11:00	f 11:00	f 11:00

SANTA FE TRAILWAYS BUS SERVICE

Newton and Wichita

(All Buses operate Daily)

Read down										Read up									
BUS	BUS	BUS	BUS	BUS	BUS	BUS	BUS	BUS	BUS	BUS	BUS	BUS	BUS	BUS	BUS	BUS	BUS	BUS	BUS
PM	PM	PM	PM	PM	PM	PM	PM	PM	PM	AM	AM	AM	AM	AM	AM	AM	AM	AM	AM
11.30	11.15	11.02	9.10	6.32	5.45	5.10	4.33	1.10	1.08	1.00	11.15	9.10	8.10	6.00	Ar. NEWTON, KANS.	7.00	8.15	9.45	10.45
12.15	12.10	11.50	9.55	7.20	6.30	5.55	5.20	2.00	2.00	1.45	11.49	10.00	8.55	6.45	Ar. WICHITA, KANS.	6.10	7.30	9.00	10.00

Wichita and Dodge City

Read down										Read up									
BUS	BUS	BUS	BUS	BUS	BUS	BUS	BUS	BUS	BUS	BUS	BUS	BUS	BUS	BUS	BUS	BUS	BUS	BUS	BUS
PM	PM	PM	PM	PM	PM	PM	PM	PM	PM	AM	AM	AM	AM	AM	AM	AM	AM	AM	AM
6.30	4.00	2.00	8.00	6.00	12.40	Lv. Central Standard Time	Ar.	7.05	11.45	3.00	5.10	7.00	9.55	11.10	Ar. Dodge City	7.00	8.15	9.45	10.45
6.56	4.30	2.26	8.25	6.30	1.05	Ar. Wichita	Lv.	11.17	11.17	4.42	6.44	8.30	9.28	10.40	Ar. Dodge City	6.10	7.30	9.00	10.00

Wichita and Oklahoma City (Via Wellington and Tonkawa)

Read down										Read up										
BUS	BUS	BUS	BUS	BUS	BUS	BUS	BUS	BUS	BUS	BUS	BUS	BUS	BUS	BUS	BUS	BUS	BUS	BUS	BUS	
PM	PM	PM	PM	PM	PM	PM	PM	PM	PM	AM	AM	AM	AM	AM	AM	AM	AM	AM	AM	
7.30	4.00	12.20	11.20	7.20	6.00	12.40	Lv. Central Standard Time	Ar.	6.50	10.00	11.59	3.40	5.55	8.55	11.50	Ar. Oklahoma City	7.00	8.15	9.45	10.45
8.30	5.00	1.20	12.20	8.20	7.15	1.35	Ar. Wichita	Lv.	5.50	9.00	11.05	2.45	5.00	8.00	10.55	Ar. Oklahoma City	7.00	8.15	9.45	10.45

Wichita and Alva

Read down										Read up									
BUS	BUS	BUS	BUS	BUS	BUS	BUS	BUS	BUS	BUS	BUS	BUS	BUS	BUS	BUS	BUS	BUS	BUS	BUS	BUS
PM	PM	PM	PM	PM	PM	PM	PM	PM	PM	AM	AM	AM	AM	AM	AM	AM	AM	AM	AM
5.30	12.20	9.00	12.40	Lv. Central Standard Time	Ar.	10.00	2.40	6.10	8.55	Ar. Alva	7.00	8.15	9.45	10.45	Ar. Alva	7.00	8.15	9.45	10.45
6.30	1.15	10.00	1.35	Ar. Wichita	Lv.	9.00	1.40	5.15	8.00	Ar. Alva	7.00	8.15	9.45	10.45	Ar. Alva	7.00	8.15	9.45	10.45

Santa Fe Trailways Bus Service

The Santa Fe Trail Transportation Company and Santa Fe Trails of Illinois, Inc., operating buses over public highways honor rail tickets between Santa Fe points. Ask any Santa Fe Agent or representative for details of this added convenience. Only interstate tickets honored on bus between certain stations in Arizona, California and New Mexico. For complete bus schedule see Santa Fe Trailways folder.

For Explanation of Reference Marks, see pages 8 and 9

Time shown in light figures indicates a.m. Time shown in dark figures indicates p.m.

Concordia and Wichita

Read down										Read up										
BUS	BUS	BUS	BUS	BUS	BUS	BUS	BUS	BUS	BUS	BUS	BUS	BUS	BUS	BUS	BUS	BUS	BUS	BUS	BUS	
PM	PM	PM	PM	PM	PM	PM	PM	PM	PM	AM	AM	AM	AM	AM	AM	AM	AM	AM	AM	
7.10	12.50	7.20	Lv. Central Standard Time	Ar.	12.45	4.35	Ar. Concordia	Lv.	11.46	3.35	Ar. Concordia	Lv.	11.00	2.45	Ar. Concordia	Lv.	11.00	2.45	Ar. Concordia	Lv.
8.09	1.41	8.10	Ar. Concordia	Lv.	11.46	3.35	Ar. Concordia	Lv.	11.46	3.35	Ar. Concordia	Lv.	11.00	2.45	Ar. Concordia	Lv.	11.00	2.45	Ar. Concordia	Lv.

Florence and Arkansas City

Read down										Read up											
BUS	BUS	BUS	BUS	BUS	BUS	BUS	BUS	BUS	BUS	BUS	BUS	BUS	BUS	BUS	BUS	BUS	BUS	BUS	BUS		
PM	PM	PM	PM	PM	PM	PM	PM	PM	PM	AM	AM	AM	AM	AM	AM	AM	AM	AM	AM		
3.00	Lv. Central Standard Time	Ar.	11.15	Ar. Florence	Lv.	10.53	Ar. Florence	Lv.	10.53	Ar. Florence	Lv.	10.53	Ar. Florence	Lv.	10.53	Ar. Florence	Lv.	10.53	Ar. Florence	Lv.	
3.25	Ar. Florence	Lv.	10.53	Ar. Florence	Lv.	10.53	Ar. Florence	Lv.	10.53	Ar. Florence	Lv.	10.53	Ar. Florence	Lv.	10.53	Ar. Florence	Lv.	10.53	Ar. Florence	Lv.	10.53

Strong City and Eldorado

Read down										Read up											
BUS	BUS	BUS	BUS	BUS	BUS	BUS	BUS	BUS	BUS	BUS	BUS	BUS	BUS	BUS	BUS	BUS	BUS	BUS	BUS		
PM	PM	PM	PM	PM	PM	PM	PM	PM	PM	AM	AM	AM	AM	AM	AM	AM	AM	AM	AM		
7.00	Lv. Central Standard Time	Ar.	3.15	Ar. Strong City	Lv.	3.00	Ar. Strong City	Lv.	3.00	Ar. Strong City	Lv.	3.00	Ar. Strong City	Lv.	3.00	Ar. Strong City	Lv.	3.00	Ar. Strong City	Lv.	
7.15	Ar. Strong City	Lv.	3.15	Ar. Strong City	Lv.	3.00	Ar. Strong City	Lv.	3.00	Ar. Strong City	Lv.	3.00	Ar. Strong City	Lv.	3.00	Ar. Strong City	Lv.	3.00	Ar. Strong City	Lv.	3.00

Lost Springs and Great Bend

Read down										Read up											
BUS	BUS	BUS	BUS	BUS	BUS	BUS	BUS	BUS	BUS	BUS	BUS	BUS	BUS	BUS	BUS	BUS	BUS	BUS	BUS		
PM	PM	PM	PM	PM	PM	PM	PM	PM	PM	AM	AM	AM	AM	AM	AM	AM	AM	AM	AM		
4.30	Lv. Central Standard Time	Ar.	3.15	Ar. Lost Springs Corner	Lv.	2.43	Ar. Lost Springs Corner	Lv.	2.43	Ar. Lost Springs Corner	Lv.	2.43	Ar. Lost Springs Corner	Lv.	2.43	Ar. Lost Springs Corner	Lv.	2.43	Ar. Lost Springs Corner	Lv.	
5.00	Ar. Lost Springs Corner	Lv.	2.43	Ar. Lost Springs Corner	Lv.	2.43	Ar. Lost Springs Corner	Lv.	2.43	Ar. Lost Springs Corner	Lv.	2.43	Ar. Lost Springs Corner	Lv.	2.43	Ar. Lost Springs Corner	Lv.	2.43	Ar. Lost Springs Corner	Lv.	2.43

Connections at Chicago.

Santa Fe Trains arrive and depart from Dearborn Station

Central Station, Michigan Ave. and Roosevelt Road (3/10 miles from Dearborn Station)

EAST										WEST									
PM	PM	PM	PM	PM	PM	PM	PM	PM	PM	AM	AM	AM	AM	AM	AM	AM	AM	AM	AM
11.59	11.00	10.00	8.00	5.05	4.15	9.05	9.30	1.30	Lv. Central Standard Time	Ar.	5.55	6.50	7.45	12.00	3.00	4.55	8.10	8.30	Ar. Chicago
7.50	7.10	4.15	2.32	12.40	10.00	9.05	7.19	4.25	10.30	Ar. Chicago	10.15	12.30	3.00	7.35	9.20	12.32	2.50	4.45	Ar. Chicago

EAST										WEST										
PM	PM	PM	PM	PM	PM	PM	PM	PM	PM	AM	AM	AM	AM	AM	AM	AM	AM	AM	AM	
11.59	8.00	9.30	Lv. Central Standard Time	Ar.	6.50	7.45	Noon	12.00	8.10	Ar. Chicago	10.15	12.30	3.00	7.35	9.20	12.32	2.50	4.45	Ar. Chicago	
2.00	8.40	10.25	Ar. Toronto	Lv.	5.25	9.45	11.15	8.30	10.30	Ar. Toronto	11.35	Ar. Peru	Lv.	12.55	Ar. Muncie	Lv.	10.55	Ar. Cincinnati	Lv.	8.40

EAST										WEST												
PM	PM	PM	PM	PM	PM	PM	PM	PM	PM	AM	AM	AM	AM	AM	AM	AM	AM	AM	AM			
11.59	11.25	8.10	2.30	8.10	Lv. Chicago	Ar.	7.15	7.50	7.48	5.15	Ar. Chicago	10.15	12.30	3.00	7.35	9.20	12.32	2.50	4.45	Ar. Chicago		
3.10	1.53	10.36	4.55	11.40	Ar. Danville	Lv.	4.33	10.59	4.39	4.00	2.28	Ar. Danville	11.35	Ar. Peru	Lv.	12.55	Ar. Muncie	Lv.	10.55	Ar. Cincinnati	Lv.	8.40

EAST										WEST											
PM	PM	PM	PM	PM	PM	PM	PM	PM	PM	AM	AM	AM	AM	AM	AM	AM	AM	AM	AM		
11.30	10.00	3.30	10.30	10.00	Lv. Central Standard Time	Ar.	8.05	8.30	1.45	4.45	8.30	Ar. Chicago	10.15	12.30	3.00	7.35	9.20	12.32	2.50	4.45	Ar. Chicago
11.55	8.59	10.25	8.40	Ar. Pittsburgh	Lv.	11.05	4.25	7.30	8.15	Ar. Pittsburgh	11.35	Ar. Peru	Lv.	12.55	Ar. Muncie	Lv.	10.55	Ar. Cincinnati	Lv.	8.40	

EAST										WEST									
PM	PM	PM	PM	PM	PM	PM	PM	PM	PM	AM	AM	AM	AM	AM	AM	AM	AM	AM	AM
11.40	11.00	8.45	5.30	4.10	3.30	2.30	1.45	11.50	11.00	9.50	8.30	1.15	Lv. Central Standard Time	Ar.	5.55	7.00	7.10	7.30	Ar. Chicago
4.55	6.00	2.02	11.38	11.30	8.31	Special Service	6.38	7.35	4.50	2.50	2.40	8.45	Ar. Toledo	Lv.	1.30	3.05	3.10	4.25	Ar. Chicago

EAST										WEST									
PM	PM	PM	PM	PM	PM	PM	PM	PM	PM	AM	AM	AM	AM	AM	AM	AM	AM	AM	AM
11.20	9.40	Lv. Central Standard Time	Ar.	7.35	3.30	Ar. Chicago	Lv.	12.10	8.40	Ar. Chicago	10.15	12.30	3.00	7.35	9.20	12.32	2.50	4.45	Ar. Chicago
7.59	5.50	Ar. Cleveland	Lv.	12.10	8.40	Ar. Cleveland	Lv.	12.10	8.40	Ar. Cleveland	10.15	12.30	3.00	7.35	9.20	12.32	2.50	4.45	Ar. Chicago

Reference Marks: *Daily. †Daily except Sunday. §Sunday only. ‡Daily except Saturday. ¶Except Monday. @Arrives LaSalle St. Station. ○Leaves LaSalle St. Station. △Sleeping Cars may be occupied at Washington until 8.00 a.m. A Via Monon Route. B Via Chicago South Shore and So. Bend R.R. k Saturday only.

Time shown in light figures indicates a.m. Time shown in dark figures indicates p.m.

Connections at Chicago

Union Station, Canal, Adams, Jackson and Clinton Streets (1 and 1/10 miles from Dearborn Station)

Pennsylvania R. R.

(Effective April 24, 1938)

Table with columns for EAST and WEST directions, listing train times for Pennsylvania R. R. routes including Chicago, Pittsburgh, Washington, Philadelphia, and New York.

Pennsylvania-Norfolk and Western

(Effective April 24, 1938)

Table with columns for SOUTH and NORTH directions, listing train times for Pennsylvania-Norfolk and Western routes including Cincinnati, Indianapolis, Louisville, and Norfolk (N. & W.).

Pennsylvania R. R.—Wabash Ry.

(Effective April 24, 1938)

Table with columns for EAST and WEST directions, listing train times for Pennsylvania R. R.—Wabash Ry. routes including Chicago, Ft. Wayne, and Detroit.

Connections at St. Louis (Union Station)

Pennsylvania R. R.

(Effective April 24, 1938)

Table with columns for EAST and WEST directions, listing train times for Pennsylvania R. R. routes including St. Louis, Terre Haute, Greencastle, Indianapolis, Dayton, Pittsburgh, Baltimore, Washington, Philadelphia, and New York.

Southern Ry.

(Effective April 24, 1938)

Table with columns for SOUTH and NORTH directions, listing train times for Southern Ry. routes including St. Louis, Mt. Vernon, Louisville, Oakdale, Knoxville, Asheville, Chattanooga, Atlanta, and Jacksonville.

Baltimore & Ohio R. R.

(Effective April 24, 1938)

Table with columns for EAST and WEST directions, listing train times for Baltimore & Ohio R. R. routes including St. Louis, Louisville, Cincinnati, Wheeling, Pittsburgh, Washington, Baltimore (Camden Sta.), Philadelphia, and New York.

Louisville & Nashville R. R.

(Effective April 24, 1938)

Table with columns for SOUTH and NORTH directions, listing train times for Louisville & Nashville R. R. routes including St. Louis, Evansville, Henderson, Owensboro, Louisville, Henderson, Hopkinsville, Guthrie, Nashville, Birmingham, Montgomery, Pensacola, Mobile, and New Orleans.

Illinois Central R. R.

(Effective April 24, 1938)

Table with columns for SOUTH and NORTH directions, listing train times for Illinois Central R. R. routes including St. Louis, North Cairo, Memphis, Jackson, and New Orleans.

N. Y. C. & St. L. R. R. (Nickel Plate)

(Effective April 24, 1938)

Table with columns for EAST and WEST directions, listing train times for N. Y. C. & St. L. R. R. (Nickel Plate) routes including St. Louis, E. St. Louis, Charleston, Frankfort, Kokomo, Marion, Toledo, Muncie, Lima, Findlay, Cleveland, Buffalo, and New York.

Mobile & Ohio R. R.

(Effective April 24, 1938)

Table with columns for SOUTH and NORTH directions, listing train times for Mobile & Ohio R. R. routes including St. Louis, East St. Louis, Murphysboro, Cairo, Jackson, Montgomery, Meridian, and Mobile.

Wabash Ry.

(Effective April 24, 1938)

Table with columns for EAST and WEST directions, listing train times for Wabash Ry. routes including St. Louis, Decatur, Danville, La Fayette, Toledo, and Detroit.

C. C. C. & St. L. Ry. (Big 4)

(Effective April 24, 1938)

Table with columns for EAST and WEST directions, listing train times for C. C. C. & St. L. Ry. (Big 4) routes including St. Louis, Indianapolis, Cincinnati, Indianapolis, Cleveland, Buffalo, New York, and Boston.

Reference Marks

*Daily. †Except Sunday. a Time shown is for North Philadelphia. b Broad St. Station.

Time shown in light figures indicates a.m. Time shown in dark figures indicates p.m.

Connections at Kansas City (Union Station)

Large table with columns for EAST and WEST directions, listing train times for Missouri Pacific R. R., Chicago, Burlington & Quincy R. R., Alton R. R., C. M. St. P. & P. R. R., Kansas City Southern Ry., Missouri-Kansas-Texas R. R., and Wabash Ry. routes.

Alton R. R.

(Effective April 24, 1938)

Table with columns for EAST and WEST directions, listing train times for Alton R. R. routes including Kansas City, Marshall, St. Louis, Springfield, and Bloomington.

C. M. St. P. & P. R. R.

(Effective April 24, 1938)

Table with columns for EAST and WEST directions, listing train times for C. M. St. P. & P. R. R. routes including Kansas City, Excelsior Springs, Chillicothe, Seymour, Ottumwa (Sherman St.), Cedar Rapids, Muscatine, Davenport, Clinton, Savanna, Janesville, Madison, and Milwaukee.

Kansas City Southern Ry.

(Effective April 24, 1938)

Table with columns for SOUTH and NORTH directions, listing train times for Kansas City Southern Ry. routes including Kansas City, Pittsburg, Joplin, Neosho, Fort Smith, Texarkana, Shreveport, Lake Charles, Beaumont, and Port Arthur.

Missouri-Kansas-Texas R. R.

(Effective April 24, 1938)

Table with columns for SOUTH and NORTH directions, listing train times for Missouri-Kansas-Texas R. R. routes including Kansas City, Parsons, Muskogee, Denison, Fort Worth, Dallas, Waco, Austin, San Antonio, and Houston.

Reference Notes

* Daily. † Daily except Sunday. f Flag stop for paying passengers.



The INDIAN MUSEUM, Albuquerque, N. M.

Most trains passing Albuquerque stop 15 to 30 minutes permitting passengers an opportunity to visit the Indian Building and see world famous exhibits of native arts and crafts.

Time shown in light figures indicates a.m. Time shown in dark figures indicates p.m.

IMPORTANT MEETINGS

International Petroleum Exposition and Congress Tulsa, Okla. May 14-21

National Congress Sons of American Revolution Dallas, Texas May 15-18

Shrine Convention Los Angeles, Calif. June 7-9

U. S. National Open Golf Tournament Denver, Colo. June 9-11

American Medical Association San Francisco, Calif. June 13-17

International Council of Religious Education Columbus, Ohio June 28-July 3

Elks Convention Atlantic City, N. J. July 10-14

Connections at Houston

Table with columns for Southern Pacific Lines and Missouri Pacific Lines, showing stations and times for routes to Houston, San Antonio, and New Orleans.

Connections at Fort Worth

Table showing connections at Fort Worth for Missouri-Kansas-Texas and National Rys. of Mexico lines.

Connections at San Antonio

Table showing connections at San Antonio for Missouri Pacific Lines and National Rys. of Mexico.

Connections at Deming

Table showing connections at Deming for S. P. R. of Mexico and Southern Pacific Lines.

Connections at Merced

Table showing connections at Merced for Yosemite Valley Ry. and Pacific Standard Time.

Connections at El Paso (Union Station)

Table showing connections at El Paso for National Rys. of Mexico and Southern Pacific Lines South Line.

Reference Notes: * Daily, † Daily except Sunday, a Monday, Wednesday, Friday, b Sunday, Wednesday, Friday, c Monday, Thursday, Saturday, d Sunday, Tuesday, Friday, e Sunday, Tuesday, Thursday, f Flag stop, g Tuesday, Thursday, Saturday, h Monday, Wednesday, Saturday, m Connecting M. P. Motor Bus, o Sleeping car ready for occupancy at 9.30 p.m., p Sleeping car may be occupied until 8.00 a.m.

Ship Santa Fe Route Santa Fe. The direct route to and from the SOUTHWEST and CALIFORNIA.

Fast through Freight Trains, expedited Terminal Service and prompt Interchange assure you of satisfaction when shipping or receiving via Santa Fe System Lines.

For information regarding rates, routing, schedules and for helpful assistance with your shipping problems, consult your local Santa Fe agent or Freight Traffic Representative shown on pages 62 and 63.

MAINTENANCE OF SCHEDULES IS A SANTA FE FUNDAMENTAL

Time shown in light figures indicates a.m. Time shown in dark figures indicates p.m.

SANTA FE EXCURSION FARES TO CALIFORNIA ON SALE ALL YEAR ROUND

Table showing excursion fares to California (San Francisco, Los Angeles, Long Beach, San Diego) from various origins like Chicago, St. Louis, and Kansas City.

SANTA FE SUMMER EXCURSION FARES TO COLORADO, NEW MEXICO AND ARIZONA

Table showing summer excursion fares to Colorado (Denver, Colo. Springs, Pueblo, Trinidad), New Mexico (Las Vegas, Lamy, Santa Fe, Albuquerque, Gallup, Carlsbad), and Arizona (Grand Canyon, Winslow, Flagstaff).

Table showing first class season limit tickets for New Mexico and Arizona routes.

First class tickets will be honored in standard Pullman sleepers and Intermediate class tickets in tourist sleepers upon payment of the Pullman rate for the accommodations occupied.

SIDE-TRIPS: DENVER, COLORADO SPRINGS OR PUEBLO. Tickets to California, Los Angeles, Bakersfield and beyond from territory east of Colorado may be routed through Denver, Colorado Springs or Pueblo and Albuquerque, thence A. T. & S. F. Ry.-Coast Lines, at the same through fares that apply direct through La Junta and Albuquerque.

Subject to change

RAILROAD AND PULLMAN FARES

(Quoted by the A. T. & S. F. Ry. Sys. and Pullman Co., April 17, 1938 for information only and subject to change without notice.)

Table of Railroad and Pullman fares for routes between Albuquerque and San Francisco, Amarillo and Los Angeles, Chicago and Albuquerque, Dallas and Los Angeles, Denver and Albuquerque, El Paso and Los Angeles, Fresno and Phoenix, Galveston and Denver, Houston and Galveston, Kansas City and Denver, Las Vegas and Los Angeles, Los Angeles and San Francisco, Los Angeles and San Diego, Los Angeles and Santa Ana, Los Angeles and Tule Lake, Los Angeles and Winslow, Los Angeles and Yuma, Phoenix and Los Angeles, San Diego and Los Angeles, San Francisco and Los Angeles, San Francisco and San Diego, San Francisco and Santa Ana, San Francisco and Tule Lake, San Francisco and Winslow, San Francisco and Yuma, Santa Ana and Los Angeles, Tule Lake and Los Angeles, Winslow and Los Angeles, Yuma and Los Angeles.

Table of Railroad and Pullman fares for routes between Galveston and Denver, Houston and Galveston, Kansas City and Denver, Las Vegas and Los Angeles, Los Angeles and San Francisco, Los Angeles and San Diego, Los Angeles and Santa Ana, Los Angeles and Tule Lake, Los Angeles and Winslow, Los Angeles and Yuma, Phoenix and Los Angeles, San Diego and Los Angeles, San Francisco and Los Angeles, San Francisco and San Diego, San Francisco and Santa Ana, San Francisco and Tule Lake, San Francisco and Winslow, San Francisco and Yuma, Santa Ana and Los Angeles, Tule Lake and Los Angeles, Winslow and Los Angeles, Yuma and Los Angeles.

RAILROAD AND PULLMAN FARES—Concluded

(Quoted by A. T. & S. F. Ry. Sys. and Pullman Co., April 17, 1938, for information only and subject to change.)

Table of Railroad and Pullman fares for routes between Oklahoma City and Dallas, Oklahoma City and Denver, Oklahoma City and Phoenix, Oklahoma City and San Diego, Oklahoma City and Santa Ana, Oklahoma City and Tule Lake, Oklahoma City and Winslow, Oklahoma City and Yuma, Phoenix and Los Angeles, San Diego and Los Angeles, San Francisco and Los Angeles, San Francisco and San Diego, San Francisco and Santa Ana, San Francisco and Tule Lake, San Francisco and Winslow, San Francisco and Yuma, Santa Ana and Los Angeles, Tule Lake and Los Angeles, Winslow and Los Angeles, Yuma and Los Angeles.

Table for Determining Charges for Standard Upper Berth, Single Occupancy Section and Double Occupancy Section, also charge for Tourist Upper Berth.

Table for determining charges for Standard Upper Berth, Single Occupancy Section and Double Occupancy Section, also charge for Tourist Upper Berth. Columns include Where Lower Berth Is, Rate Will Be (Upper Berth, Section, For One Person, For Two Persons), and Tourist Upper Berth.

Pullman Double Bedroom Rates and Roomette Rates

Table of Pullman Double Bedroom Rates and Roomette Rates for routes between Chicago, Kansas City, La Junta, Albuquerque, and Barstow.

Table of Extra Fares on trains 19 and 20 THE CHIEF

Table of Extra Fares on trains 19 and 20 THE CHIEF for routes between Chicago, Ill., Kansas City, Mo., La Junta, Colo., Lamy, N. M., Albuquerque, N. M., Williams, Ariz., Ash Fork, Ariz., Barstow, Cal., San Bernardino, Cal., Pasadena, Cal., and Los Angeles, Cal.

Extra fares on Trains 17 and 18, The Super Chief

Table of Extra fares on Trains 17 and 18, The Super Chief for routes between Chicago, Ill., Kansas City, Mo., La Junta, Colo., Lamy, N. M., Albuquerque, N. M., Williams, Ariz., Ash Fork, Ariz., Barstow, Cal., San Bernardino, Cal., Pasadena, Cal., and Los Angeles, Cal.

Seat Rates in Santa Fe

Table of Seat Rates in Santa Fe for routes between Chicago-Kansas City, Chicago-Newton, Chicago-Wichita, Kansas City-Topeka, Kansas City-Newton, Kansas City-Wichita, Los Angeles-Santa Diego, Fresno-Oakland, and Oakland-Bakersfield.

PULLMAN NOTES: In through car stopping at Grand Canyon from 7:45 a. m. to 8:00 p. m. For longer stopover use rates to and from Pullman. Rate applies when tourist sleeping cars are operated. Applies to or from La Junta only. Where two passengers occupy a section with lower berth only prepared for night use, Pullman charge will be 100% of the lower berth rate. Drawing-room has one full section and a single lower berth with toilet annex. Compartment has one full section and toilet conveniences. Double Bedroom has one lower bed, an upper berth and toilet conveniences.

RAILROAD NOTES: First class between Williams and Grand Canyon. Minimum of one and one-tenth railroad tickets will be required for exclusive occupancy of compartment, and one and one-quarter adult railway tickets for exclusive occupancy of drawing-room. (Berth Service). Charges for fractional tickets are based on one-way first-class fares. Only one railroad ticket is required for occupancy of a section alone. (Berth Service).

Passenger Department Officials

Chicago, Ill., Railway Exchange Bldg., 80 E. Jackson Blvd.
 T. B. GALLAHER, Passenger Traffic Manager..... A. T. & S. F. Ry. System
 A. P. MORISON, Assistant Passenger Traffic Manager..... A. T. & S. F. Ry. System
 GEO. GILMAN, Assistant Passenger Traffic Manager..... A. T. & S. F. Ry. System
 J. R. MORIARTY, Assistant Passenger Traffic Manager..... A. T. & S. F. Ry. System
 R. W. BIRDSEYE, General Advertising Manager..... A. T. & S. F. Ry. System
 ARTHUR A. DAILEY, Assistant Advertising Manager..... A. T. & S. F. Ry. System

Los Angeles, Kerckhoff Bldg., 6th and Main Sts.
 JAS. B. DUFFY, Assistant Passenger Traffic Manager..... A. T. & S. F. Ry.—Coast Lines
 W. A. CLAWSON, Assistant General Passenger Agent..... A. T. & S. F. Ry.—Coast Lines
 H. C. VINCENT, Assistant General Passenger Agent..... A. T. & S. F. Ry.—Coast Lines

San Francisco, 601 Market St.
 L. R. EVERETT, Assistant General Passenger Agent..... A. T. & S. F. Ry.—Coast Lines

Phoenix, Ariz., 149 N. Central Ave.
 F. L. HANNA, Asst. Gen. Freight and Passenger Agent..... A. T. & S. F. Ry.—Coast Lines

Topeka, Kan., A. T. & S. F. Gen. Office Bldg.
 R. S. GORDON, General Baggage Agent..... A. T. & S. F. Ry. System
 J. B. MOORE, General Agent, Express and Mail..... A. T. & S. F. Ry. (Kansas City, Mo.)

General Office Bldg.
 B. F. HYDE, General Traveling Passenger Agent..... G. C. & S. F. Ry.
 CHARLES P. WALSH, General Baggage, Express and Mail Agent..... G. C. & S. F. Ry.

General Office Bldg.
 W. H. McEACHERN, General Baggage Agent..... P. & S. F. Ry.

Agricultural Development and Industrial Departments
 H. C. HUNTER, Industrial Agent..... San Francisco, Cal.
 C. B. MARSHALL, Agricultural Agent..... Galveston, Texas
 H. A. TAYLOR, Industrial Agent..... Galveston, Texas
 H. M. BAINER, General Agricultural Agent..... Amarillo, Texas

Traffic Agencies

Aberdeen, Scotland—
 MACKAY BROS. AND CO., Agents.

Adelaide, Australia—
 DALGETY & CO., LTD., Australian Agents.

Albuquerque, N. M.—Phone 516
 J. V. STEWART, Trav. Frt. & Pass'r Agent.
 R. W. HOYT, Agent.

Alhambra, Calif.—132 W. Main St.,
 Phone ATLantic 2-3854.
 P. O. GARDNER, Passenger Agent.

Amarillo, Texas—General Office Bldg., Phone 7231
 E. KANCHER, Div. Frt. & Pass'r Agent.
 RICHARD ROBERTS, T. F. & P. A.
 H. B. GOLDING, T. F. & P. A.

City Ticket Office, Phone 7231 { H. A. GILMORE,
 Passenger Station, Phone 6822 } City Tkt. Agt.

Atchison, Kan.—Masonic Bldg.—Phone 25
 FREDERICK L. CONDIT, Div. Frt. Agent.

Atlanta, Ga.—815 Rhodes-Haverty Bldg.,
 Phone Walnut 3433
 R. M. PIERPONT, General Agent.
 R. H. NORTON, Trav. Passenger Agent.
 R. W. DIFFENDERFER, Trav. Pass'r Agent.

Auckland, New Zealand—
 DALGETY & CO.

Bakersfield, Calif.—Phone 7402
 W. R. WHITE, Agent.
 CHAS. L. HENRY, Trav. Pass'r Agent.

Beaumont, Tex.—Hotel Beaumont Bldg., 643
 Orleans St.—Phones—Passenger 6131—
 Freight 6132.
 O. A. ERNEST, Div. Frt. and Pass'r Agent.
 W. F. OXFORD, City Passenger Agent.

Berkeley, Calif.—98 Shattuck Square, Phone
 Berkeley 2135
 W. J. CLENDENIN, City Passenger Agent.

Berlin, Germany—76A Unter den Linden.
 PICKFORDS, G. m. b. H.

Boston, Mass.—Rooms 4 and 5 Little Bldg.,
 80 Boylston St., Phone Liberty 5323
 S. B. ST. JOHN, General Agent.
 S. CARLSON, District Passenger Agent
 N. S. RICHARDSON, City Ticket Agent.
 F. T. BURNS, City Passenger Agent.
 M. H. GAGE, Traveling Agent.
 M. A. MURPHY, Traveling Agent.
 H. M. NICHOLAS, Traveling Agent.

Bremen, Germany—Dechanstrasse 18
 AGENCE CONTINENTALE fur TRANS-
 PORT.

Brisbane, Australia—
 DALGETY & CO., LTD., Australian Agents.

Brussels, Belgium—
 PICKFORDS LTD.,
 26 Place de Brouckere.

Buffalo, N. Y.—201 Elliott Sq. Bldg.,
 Phone Washington 5230
 C. P. COLEMAN, General Agent.
 H. J. HOUSEMAN, City Passenger Agent.
 R. F. McILROY, Traveling Passenger Agent.

Cape Town, So. Africa—
 PICKFORDS COLONIAL, LTD.,
 Westminster House.

Chicago, Ill.—179 W. Jackson St., Ph. HAR. 4900
 C. C. THOMPSON, Div. Passenger Agent.
 H. R. LANDES, City Ticket Agent.
 A. C. DEVLIN, City Passenger Agent.
 R. R. RICKSON, City Passenger Agent.
 C. E. GRAHAM, City Passenger Agent.
 A. E. HARBIN, Traveling Passenger Agent.
 Dearborn Station, Phone HARrison 9830
 JOHN P. McNALLY, Depot Passenger Agent.
 T. N. THOMPSON, Depot Passenger Agent.
 STANLEY KOCHAN, Depot Passenger Agent.
 1061 Board of Trade, Phone HARrison 4900
 K. F. BURNETT, Division Freight Agent.

Christchurch, New Zealand—
 DALGETY & CO.

Cincinnati, Ohio—703 Dixie Terminal Bldg.,
 Phone Main 1724-1725
 F. G. BURNETT, General Agent.
 HARRY RENTROP, City Passenger Agent.
 L. C. WOOLSEY, Trav. Passenger Agent.

Cleveland, Ohio—1105 Terminal Tower Bldg.,
 Phone Cherry 0226
 GRANT WYRICK, General Agent.
 P. PALMATEER, District Passenger Agent.
 A. H. BUTTERWORTH, City Passenger Agent.
 E. W. GUSSE, Traveling Passenger Agent.
 ELMER F. SCHULTZ, Passenger Agent.

Colorado Springs, Colo.—Santa Fe Station—539
 E. Pikes Peak Ave., Phone Main 2121
 H. W. DONALDSON, Div. Frt. and Pass'r Agt.

Dallas, Texas—Santa Fe Bldg., 1116 Commerce
 St., Phone 2-8421
 R. R. HUNLEY, Division Passenger Agent.
 J. H. KUCERA, City Passenger Agent.
 J. D. WHITMAN, Division Freight Agent,
 Phone 7-8083

Denver, Colo.—Kenmark Hotel Bldg., 524 17th St.
 Phone Tabor 3211
 R. T. ANDERSON, Division Passenger Agent.
 C. A. HEINLEY, Traveling Passenger Agent.
 A. A. OTT, Traveling Passenger Agent.
 R. A. NEAL, City Passenger Agent.
 F. W. MYERS, Division Freight Agent.

Des Moines, Iowa—601 Equitable Bldg.,
 Phones 4-7173 and 4-7174
 D. M. SPANGLER, General Agent.
 GEO. F. SHERMAN, JR., Trav. Pass'r Agent.
 C. S. STEVENS, Traveling Passenger Agent.
 E. J. McCRARY, City Frt. & Pass'r Agent.

Detroit, Mich.—504 Transportation Bldg.,
 Phone Randolph 8748
 R. C. SMITH, General Agent.
 G. G. ROBERTSON, Trav. Pass'r Agent.
 R. E. NEAL, Traveling Passenger Agent.
 CLAUDE A. STROUP, City Pass'r Agent.

Dundee, Scotland—
 MACKAY BROS. AND CO., Agents.

Dunedin, New Zealand—
 DALGETY & CO.

Edinburgh, Scotland—31-33 Hanover St.
 MACKAY BROS. AND CO., Agents.

El Paso, Tex.—Corner San Francisco St. &
 Pioneer Plaza
 Phone Main 2677
 L. V. GARDNER, Div. Frt. and Pass'r Agent
 L. H. RICE, City Passenger Agent.
 GEO. M. BEAMON, City Frt. & Pass'r Agent.
 W. B. ERDWURM, Trav. Frt. & Pass'r Agent.

Ft. Madison, Iowa—Santa Fe Station
 P. J. RAFTIS, Division Freight Agent.

Fort Worth, Texas—808 Houston St.,
 Phone 2-2158
 E. B. MELTON, Division Passenger Agent
 ROY SCHELL, City Passenger Agent.
 R. M. MARTIN, Traveling Passenger Agent.
 ROSCOE H. DEITIKER, Div. Freight Agt.
 Phone 2-5141

Fresno, Calif.—Santa Fe Station, Phone 3-6221
 E. W. ZAMZOW, Div. Pass'r Agent.
 W. J. SHIELDS, Traveling Passenger Agent.
 G. E. HARRISON, Division Freight Agent.

Galveston, Texas—411 Twenty-second St.
 Phone Santa Fe 5400
 OSCAR NELSON, Division Passenger Agent.
 SAM DAVIS, Division Freight Agent.

Glasgow, Scotland—80 Mitchell Street,
 PICKFORDS, LTD.

Glendale, Calif.—107 So. Brand Blvd., Phone
 KENwood 7151
 B. J. LAWRENCE, Passenger Agent.
 R. F. FITZPATRICK, Trav. Pass'r Agent.

Highland Park, Calif.—Santa Fe Station
 Phone ALbany 8774
 L. G. EVANS, Passenger Agent.

Hollywood, Calif.—6405 Hollywood Blvd.,
 Phone HOLlywood 1191
 G. N. KOEPEL, City Passenger Agent.
 WILLIAM P. RIGGS, Passenger Agent.

Houston, Texas—605 Fannin St.
 Phone FAirfax 7321 (Passenger)
 L. V. POLK, Division Passenger Agent.
 T. M. GAUNTT, City Passenger Agent.
 P. H. SWINNEY, Traveling Passenger Agent.
 Phones FAirfax 7323 and 7324—(Freight)
 H. T. BORNEFELD, Division Freight Agent.

Huntington Park, Calif.—6530 Pacific Blvd.
 Phone KImball 5796
 F. L. WEEKS, Passenger Agent.
 F. W. BROWN, City Freight Agent.

Hutchinson, Kan.—
 A. B. FLEMING, Division Freight Agent.

Indianapolis, Ind.—311 Merchants Bank Bldg.,
 Phone RILEY 3077
 E. P. FISHER, General Agent.
 EMMETT C. MICHAELS, Trav. Pass'r Agt.

Inglewood, Calif.—130 S. Market St.
 R. McLANE, Agent. Phone 64

Joplin, Mo.—706-707 Joplin Nat. Bank Bldg.
 C. L. DAVIS, Division Freight Agent.

Kansas City, Mo.—1100 Baltimore Avenue,
 Phone VICTOR 7340
 R. E. CUTTELL, Div. Pass'r Agent.
 J. P. FREILINGER, City Passenger Agent.
 J. E. SAMUELSON, City Pass'r Agent.
 T. J. McDERMOTT, Trav. Pass'r Agent.
 ROBT. E. COOPER, Traveling Passenger Agent.
 E. C. OTT, Depot Passenger Agent.
 HARRY W. SIMPSON, Depot Pass'r Agent.
 ARTHUR B. PRATT, Depot Pass'r Agent.
 614 Fairfax Building, Phone VICTOR 7340
 G. A. FITZGERALD, Division Freight Agent.

Leavenworth, Kan.—406 Delaware St.—Phone 28
 N. E. MANN Div. Frt. and Pass'r Agent.

Liverpool, England—
 PICKFORDS, LTD.,
 66 Lime Street.

London, W. C. 1., England—205-206 High Holborn
 PICKFORDS, LTD., General European Agents.

Long Beach, Calif.—117 Pine Ave.,
 Phone 629-86
 J. R. RAMSEY, City Passenger Agent.
 J. C. NELSON, Passenger Agent.

Los Angeles, Calif.—743 S. Hill St.,
 Phone MUTual 0111
 W. C. LEESE, Div. Passenger Agent.
 KARL A. OSWALD, City Ticket Agent.
 G. A. HOPPE, JR., Traveling Passenger Agent.
 R. C. HORNER, City Passenger Agent.
 FRANK T. RICE, Passenger Agent.
 R. E. WHITE, Passenger Agent.
 J. W. WARNER, Passenger Agent.
 R. E. WEIS, Passenger Agent.

Santa Fe Station, Phone MUTual 0111
 M. MENDELSON, City Passenger Agent.
 R. M. PROCTOR, Asst. Station Agent.

Kerkhoff Bldg., Phone MUTual 0111
 R. F. HODGINS, Asst. General Agent.
 H. S. FEHNER, Ticket Agent.
 R. S. HIRSCH, Div. Frt. Agt.

Lubbock, Texas—401-2 Myrick Bldg., Phone 1178
 R. H. FORBES, Div. Frt. and Pass'r Agent.
 RALPH TROLINGER, Trav. Frt. & Pass'r Agt.
 I. M. ROBINSON, Trav. Frt. and Pass'r Agt.

Lugano, Switzerland—
 PICKFORDS, LTD.,
 17 Via Nassa on the Quai.

Melbourne, Australia—
 DALGETY & CO., LTD., Australian Agents.

Mexico City, Mex.—Bolivar No. 22-B.
 W. H. HARLOW, General Agent.
 J. BANUET, JR., Trav. Frt. and Pass'r Agent.

Minneapolis, Minn.—211 Metropolitan Life Bldg.,
 Phone Geneva 6349
 J. C. BATHAM, General Agent.
 THOS. CLOHESSY, Passenger Agent.
 S. B. WILCOX, Traveling Passenger Agent.
 GEO. J. SWERDLOW, City Frt. & Pass'r Agent.

Montreal, Switzerland—81 Grand Rue.
 PICKFORDS, LTD.

New Orleans, La.—627 Whitney Bldg.,
 Phone Raymond 3393
 A. A. BOYLE, General Agent.
 K. M. FOGG, City Freight & Pass'r Agent.
 H. J. BLANCHARD, City Freight & Pass'r Agt.
 A. C. TRICOU, Trav. Frt. & Pass'r Agent.

New York City, N. Y.—505 Fifth Ave. (second
 floor), Ph. Vanderbilt 3-3791 (Passenger)
 C. E. EATON, Gen. Agent Pass'r Dept.
 ROBERT MILLS, District Passenger Agent.
 G. DORENT, Traveling Passenger Agent.
 E. J. HASSIG, City Passenger Agent.
 ARTHUR DRABBLE, City Passenger Agent.
 DONALD P. ROONEY, City Passenger Agent.
 225 Broadway, Phone Barclay 7780 (Freight)
 R. P. BIRD, General Agt. Frt. Dept.

Nice, France—2 Place Grimaldi
 STE AME PICKFORDS,

Oakland, Calif.—432 Thirteenth St.
 Phone HUmboldt 9780
 S. E. PORTER, Division Passenger Agent.
 E. H. LAMBORN, Traveling Passenger Agent
 L. T. HAGGERTY, City Passenger Agent.
 FRANK G. COLE, Division Freight Agent.
 Fortieth St. and San Pablo Ave., Phone HU-
 mboldt 9780
 J. B. BAKER, Agent.

**Oklahoma City, Okla., 6 S. Robinson St. (Pas-
 senger), Phone 2-2151**
 HUGH N. DAVIS, Division Passenger Agent.
 W. A. McKINLEY, City Passenger Agent.
 C. L. RICH, Traveling Passenger Agent.
 707 Commerce Exchange (Freight), Phone 2-0207
 G. W. SMITH, Division Freight Agent.

Ostend, Belgium—
 AGENCE CONTINENTALE & ANGLAISE,
 Station Quai.

Paris, France—12 Rue de Port Mahon, (opera).
 STE AME PICKFORDS.

Santa Fe Traffic Agencies—Concluded

Milwaukee, Wis.—401 Majestic Bldg.,
 Phones Marquette 7140 and 7141
 J. A. ELMSLIE, General Agent.
 R. C. RAYBOURNE, City Passenger Agent.
 L. H. McCLURE, Trav. Pass'r Agent.

Minneapolis, Minn.—211 Metropolitan Life Bldg.,
 Phone Geneva 6349
 J. C. BATHAM, General Agent.
 THOS. CLOHESSY, Passenger Agent.
 S. B. WILCOX, Traveling Passenger Agent.
 GEO. J. SWERDLOW, City Frt. & Pass'r Agent.

Montreal, Switzerland—81 Grand Rue.
 PICKFORDS, LTD.

New Orleans, La.—627 Whitney Bldg.,
 Phone Raymond 3393
 A. A. BOYLE, General Agent.
 K. M. FOGG, City Freight & Pass'r Agent.
 H. J. BLANCHARD, City Freight & Pass'r Agt.
 A. C. TRICOU, Trav. Frt. & Pass'r Agent.

New York City, N. Y.—505 Fifth Ave. (second
 floor), Ph. Vanderbilt 3-3791 (Passenger)
 C. E. EATON, Gen. Agent Pass'r Dept.
 ROBERT MILLS, District Passenger Agent.
 G. DORENT, Traveling Passenger Agent.
 E. J. HASSIG, City Passenger Agent.
 ARTHUR DRABBLE, City Passenger Agent.
 DONALD P. ROONEY, City Passenger Agent.
 225 Broadway, Phone Barclay 7780 (Freight)
 R. P. BIRD, General Agt. Frt. Dept.

Nice, France—2 Place Grimaldi
 STE AME PICKFORDS,

Oakland, Calif.—432 Thirteenth St.
 Phone HUmboldt 9780
 S. E. PORTER, Division Passenger Agent.
 E. H. LAMBORN, Traveling Passenger Agent
 L. T. HAGGERTY, City Passenger Agent.
 FRANK G. COLE, Division Freight Agent.
 Fortieth St. and San Pablo Ave., Phone HU-
 mboldt 9780
 J. B. BAKER, Agent.

**Oklahoma City, Okla., 6 S. Robinson St. (Pas-
 senger), Phone 2-2151**
 HUGH N. DAVIS, Division Passenger Agent.
 W. A. McKINLEY, City Passenger Agent.
 C. L. RICH, Traveling Passenger Agent.
 707 Commerce Exchange (Freight), Phone 2-0207
 G. W. SMITH, Division Freight Agent.

Ostend, Belgium—
 AGENCE CONTINENTALE & ANGLAISE,
 Station Quai.

Paris, France—12 Rue de Port Mahon, (opera).
 STE AME PICKFORDS.

Pasadena, Calif.—Santa Fe Station,
 Phone Wakefield 1191
 PAUL P. BRANCH, City Passenger Agent.
 T. P. COSAND, Passenger Agent.
 T. G. GARDNER, Passenger Agent.
 W. R. FLYNN, Agent.

Peoria, Ill.—211 Jefferson Bldg., Phone 8344
 O. H. THOMAS, General Agent.
 BYRON A. WENKER, Trav. Pass'r Agent.

Perth, Australia—
 DALGETY & CO., LTD., Australian Agents.

Philadelphia, Pa.—302-3 Franklin Trust Bldg.,
 1500 Chestnut St. at 15th
 Phone Rittenhouse 1464-1465.
 Race 9642.
 D. L. THORNBURY, General Agent.
 G. C. DILLARD, District Passenger Agent.
 J. A. MALONEY, Traveling Passenger Agent.
 S. A. BOND, Traveling Passenger Agent.
 H. N. ECCLESTON, City Passenger Agent.
 Phoenix, Ariz.—149 N. Central Ave., Phone 41181
 G. W. BROWN, Div. Freight and Pass'r Agt.
 FRANK F. DAVIS, City Ticket Agent.
 JAMES G. DONNELLY, Trav. Pass. Agt.
 H. W. HOEPTNER, Trav. Frt. and Pass'r Agt.
 H. J. DANGERT, Trav. Frt. & Pass'r Agt.
 D. B. MALCOLM, Trav. Frt. and Pass'r Agt.

Pittsburgh, Pa.—1222 Gulf Bldg.,
 Phones Atlantic 2851 (Freight)
 (Atlantic 2937 (Passenger)
 J. W. MUNSSELL, General Agent.
 C. H. BEACH, District Passenger Agent.
 K. A. BOEGGEMAN, City Passenger Agent.
 K. V. HENDERSON, Traveling Passenger Agent.
 J. C. HAMILTON, Traveling Passenger Agent.

Plymouth, England—16 Whimble Street,
 PICKFORDS, LTD.

Pomona, Calif.—Santa Fe Station, Phone 1197
 F. J. EARLY, Freight and Passenger Agent.

Portland, Ore.—1015 American Bank Bldg.,
 Phone Atwater 5571
 HEATH W. PATE, General Agent.
 L. J. ARMSTRONG, Trav. Frt. & Pass. Agt.

Pueblo, Colo.—401 N. Union Ave., Ph. 73 (Pas-
 senger) and 223 (Freight).
 G. Q. HALL, City Passenger Agent.
 F. D. GAHAGAN, Division Freight Agent.

Redondo Beach, Calif.—Santa Fe Depot, Ph. 18
 G. C. FULLER, Agent.

Riverside, Calif.—Santa Fe Station, Phone 12
 J. J. McCARTHY, Passenger Agent.
 J. S. RUSSELL, Agent.

Sacramento, Calif.—1000 10th St., Ph. Main 1094
 WALTER S. FITCHFORD, General Agent.
 C. S. LOEHR, Trav. Frt. & Pass'r Agt.
 R. J. ABBOTT, Trav. Frt. & Pass'r Agt.

San Diego, Calif.—Corner of Fifth Ave. and B St.
 Phone Franklin 2101
 W. B. FRISBIE, Div. Passenger Agent.
 F. E. BRYANT, City Passenger Agent.
 F. L. HOPE, Division Freight Agent.
 F. HERKELRATH, Agent, Santa Fe Station.

San Francisco, Calif.—601 Market St.,
 Phone SUTter 7600
 R. D. JOHNSON, Division Passenger Agent.
 M. A. PODLECH, Special Passenger Agent.
 C. G. MUELLER, City Passenger Agent.
 J. E. LAHARTY, City Passenger Agent
 GLEN W. HINKLE, City Ticket Agent
 R. L. D. McALLISTER, Passenger Agent.

44 Fourth St.—Phone SUTter 7600
 J. R. McCABE, Ticket Agent.
 C. J. HAGGERTY, Passenger Agent

114 Sansome St.—Phone SUTter 7600
 H. L. BLACKSTONE, Gen'l Agent.
 N. W. HALL, Division Freight Agent.

San Jose, Calif.—115 So. First St.
 Phone Ballard 8181
 HARRY M. BAADE, Traveling Passenger Agt.
 R. L. McCORKLE, Passenger Agent.

San Pedro, Calif.—201 Seventh St., Phone 370
 E. L. JESSEN, Passenger Agent.

Santa Ana, Calif.—301 N. Main St., Ph. 408
 C. D. LINDSEY, Traveling Passenger Agent.
 R. C. SHORT, Ticket Agent.
 P. W. DOANE, Agent, Phone 178

Santa Barbara, Calif.—915 State St. Phone 3660.
 NAT A. BLACK, General Agent.
 GEO. S. SCOTT, Trav. Frt. & Pass'r Agent

Santa Fe, N. M.—On the Plaza, Phone 45
 C. C. BOATRIGT, City Passenger Agent.

Santa Monica, Calif.—312 Santa Monica Blvd.,
 Phone 285-88
 S. M. SULLIVAN, Passenger Agent.

Santa Rosa, Calif.—217 Fourth St., Phone 1593
 F. J. McHUGH, Trav. Frt. & Pass. Agt.

Seattle, Wash.—The 1411 Fourth Ave. Bldg.,
 Phone SENEca 0422
 GEO. H. NEASE, Trav. Frt. and Pass'r Agent.

Southampton, England—81-82 High Street-
 PICKFORDS, LTD.,

Stockton, Calif.—101 E. Weber Ave.
 Phone STOCKton 5400
 L. C. KRAMES, Div. Frt. and Pass'r Agt.
 CLIFFORD IRBY, Trav. Passenger Agent
 W. L. SHUMWAY, City Passenger Agent.

Sydney, Australia—
 DALGETY & CO., LTD., Australian Agents.

Tempe, Texas—
 R. D. FIELD, City Passenger Agent.
 J. S. PURDY, Division Freight Agent.

Topeka, Kan.—A. T. & S. F. General Office Bldg.,
 Phone 6481
 GEO. C. CHAMBERS, Div. Pass'r Agent.
 R. W. HOBART, Division Freight Agent.
 Santa Fe Station—T. L. KING, City Pass. Agt.

Tulsa, Okla.—Atlas Life Bldg., 417 S. Boston Ave.,
 Phone 3-0173
 J. S. ROLLMAN, City Passenger Agent.
 B. A. EVERETT, Division Freight Agent.

Waco, Texas—507 First State Bank Bldg., Ph. 2500
 C. H. CARRINGER, Div. Frt. & Pass'r Agt.

Wellington, New Zealand—
 DALGETY & CO.

Whittier, Calif.—126 N. Greenleaf St., Phone
 434-95
 T. H. SHERRILL, Passenger Agent.

Wichita, Kan.—Room 314, Union Nat'l Bank Bldg.
 L. B. SMITH, D. P. A. Phone 4-0365
 G. W. VETTER, D. F. A., Room 320 Union
 National Bank Bldg.

Wichita Falls, Tex.—1015 Staley Bl., Phone 4037.
 A. R. MITCHELL, General Agent.

Hotel Ticket Offices, Chicago—George M. Newhart, Agent. All Phones Harrison 2203
 CONGRESS HOTEL PALMER HOUSE MORRISON HOTEL HOTEL SHERMAN STEVENS HOTEL MERCHANDISE MART



DELICIOUS MEALS

• Served in attractive Dining Stations, during restful meal stops.* These low priced train meals are complete, the portions are generous, with food and service of typical FRED HARVEY quality . . . famous in the travel world for over sixty years. • Many of the "Harvey Houses," conveniently placed through the Southwest, are real attractions in themselves. Their picturesque architecture reflects the unique charm of the surrounding country . . . and the Southwest's famous sunshine and bracing air help to make each stop a real pleasure. *For passengers on the Grand Canyon, Navajo, and all local trains.

BREAKFAST
 45c 40c 30c

LUNCHEON
 50c 45c 40c

DINNER
 60c 50c 45c

(Concluded on page 63)