

T H E

Super **CHIEF**

only **39³/₄** HOURS
BETWEEN
Chicago-California



The
Atchison, Topeka & Santa Fe
Railway System
Time Tables



The
Atchison, Topeka & Santa Fe
Railway System
Time Tables



General Index to Folder Contents

Advertisements, Pages 8, 9, 10, 12, 21, 25, 28, 43, 44, 47, 51, 54, 58, 59, 63, 64
 Altitudes of principal stations, Pages 8 and 9
 Branch line schedules, Pages 44 and 47 to 54 inclusive
 Chicago Passenger Stations, Page 27
 Chillicothe-Peoria bus schedules, Table 18, page 47
 Condensed schedules transcontinental trains, Page 11
 Condensed schedules and equipment, Pages 12 to 27 inclusive
 Excursion fares, Page 55
 Ferry service note, San Francisco-Oakland Terminal, Page 15
 Hotel ticket offices, Chicago, Page 63
 Important meetings, Page 58
 Index of stations, Pages 2, 3, 4 and 5
 Information, miscellaneous, Page 7
 Main Line schedules between:
 Chicago-Kansas City-California, Pages 37 to 43 inclusive
 Chicago-Kansas City-Denver, Table 10
 Chicago-Kansas City-Tulsa, Table 12
 Newton-Arkansas City-Oklahoma City-Purcell-Ft. Worth-Dallas-Houston-Galveston, Tables 8 and 9
 Dallas, Ft. Worth-San Angelo, Table 8a
 Wichita-Sweetwater-San Angelo-Presidio, Table 11
 Amarillo-Clovis-Gulf Coast, Table 62
 Albuquerque-El Paso, Table 13
 Williams-Grand Canyon, Table 89
 Ash Fork-Phoenix, Table 90

Maps: Santa Fe System, Pages 32 and 33
 Chicago Business District, Page 27
 Profile map of the Santa Fe, Chicago to California, Pages 8 and 9
 Santa Fe Lines in Illinois and Missouri, Page 28
 " " " Kansas and Oklahoma, Page 29
 " " " Texas, Oklahoma and Louisiana, Page 30
 " " " Colorado, New Mexico and Pan-handle of Texas, Page 31
 " " " Arizona, Page 34
 " " " California, Page 35
 Meal service, Santa Fe-Fred Harvey, Page 6
 Mileage of lines operated, Page 19
 Officials of passenger department and traffic agencies, Pages 62 and 63
 Parlor Car and Bedroom rates, Page 61
 Railroad and Pullman fares, Pages 60 and 61
 Railroad connections (foreign lines), Pages 44, 45, 56, 57, 58, 59
 Reference notes (Pages 11 and 37 to 54 inclusive), Page 36
 Rules for trains Nos. 17 and 18, The Super Chief; trains Nos. 19 and 20, The Chief and trains Nos. 3 and 4, The California Limited, Page 7
 Santa Fe Trailways schedules, Pages 38, 39, 40, 41, 43, 45, 46, 49, 53, 54
 Stopover information, Page 27
 Table of Extra Fares on The Super Chief and The Chief, Page 61

Index to Stations on the Santa Fe

Stations marked **A** are located on the line indicated by the table numbers, but are not shown in the table in the folder. Ask agent for schedule.
 Stations marked ***** are a part of the Santa Fe Railway System but are not shown in this time table. Consult agent.
 Stations marked **+** are served by Santa Fe Trailways or Santa Fe Transportation Co., see schedules on page 54.

Table	Table	Table	Table	Table	Table	Table	Table	Table	Table
A	Alva, Okla. 7	Athos, Ariz. 4	Beal, Cal. 4	Blanco, Cal. 6	Brewer, Tex. 11	Cairns, Cal. 92	Castro, Tex. 62	Cole, Okla. 50	Dayton, N. M. 65
Abajo, N. M. 13	Alvarado, Tex. 76	Atoka, N. M. 65	Beal, Cal. 4	Bland Lake, Tex. 77	Brewster, Colo. 7	Cañero, Kans. 46	Castiel, Colo. 56	Coleman, Tex. 9, 62	Daze, Ariz. 4
Abbyville, Kans. 2	Attica, Kans. 7, 22	Bear, Ariz. 99	Beal, Cal. 4	Blanket, Tex. 8a	Briker, Iowa 8a	Cajon, Cal. 5	Castle Rock, Colo. 10	Colfax, N. M. 61	Dean Lake, Mo. 1
Abell, Tex. 63	Amabel, Okla. 51	Beard, Tex. 79	Beal, Cal. 4	Blanton, Okla. 51	Brilliant, N. M. 7	Calder Ave., Tex. 78	Castleton, Kans. 36	Collins, Tex. 77	Decorra, Ill. 1
Abernathy, Tex. 62	Amargo, Cal. 6	Beardsley, Ariz. 90	Beal, Cal. 4	Blasingame, Cal. 51	Brink, Okla. 7	Caldwell, Kans. 49	Catlin, Kans. 35	Collinsville, Okla. 12	Deer Creek, Okla. 36
Abeytas, N. M. 13	Amarillo, Tex. 4, 7, 48, 62	Beaumont, Tex. 77, 78	Beal, Cal. 4	Bleedox, Tex. 80	Briscoe, Tex. 66	Caldwell, Tex. 9	Abilene, Tex. 35, 37, 38	Cato, N. M. 3	Deerfield, Kans. 3
Able, Colo. 3	Ambia, Tex. 76	Beaver, Tex. 74	Beal, Cal. 4	Blodgett, Ill. 1	Bristol, Colo. 56	Callaghan, Tex. 86	Abo, N. M. 7	Ceele, Tex. 95	Defiance, N. M. 4
Abra, Ariz. 90	Amberst, Tex. 62	Becker, N. M. 7	Beal, Cal. 4	Bloom, Okla. 3	Brown, Tex. 77	Callan, Tex. 42	Amity, Colo. 3	Cedar Hill, Tex. 76	De Graff, Kans. 1
Acequia, Colo. 10	Amberst, Tex. 62	Beckville, Tex. 7	Beal, Cal. 4	Bloom, Okla. 3	Brown, Tex. 77	Call Jet, Tex. 77	Anaheim, Cal. 5	Cedar Point, Kans. 2	Delaware, Tex. 8a
Acoma, N. M. 65	Amberst, Tex. 62	Beckville, Tex. 7	Beal, Cal. 4	Bloom, Okla. 3	Brown, Tex. 77	Call Jet, Tex. 77	Aconita, Cal. 1, 14	Cedar Vale, Kans. 40	Delhi, Colo. 3
Aconita, N. M. 4	Amberst, Tex. 62	Beckville, Tex. 7	Beal, Cal. 4	Bloom, Okla. 3	Brown, Tex. 77	Call Jet, Tex. 77	Agua Fria, Ariz. 1, 14	Celeste, Tex. 76	Dell, Cal. 5
Acores, Kans. 38	Amberst, Tex. 62	Beckville, Tex. 7	Beal, Cal. 4	Bloom, Okla. 3	Brown, Tex. 77	Call Jet, Tex. 77	Agua Fria, Ariz. 1, 14	Cement City, Mo. 1	Del Mar, Cal. 5
Ada, Kans. 38	Amberst, Tex. 62	Beckville, Tex. 7	Beal, Cal. 4	Bloom, Okla. 3	Brown, Tex. 77	Call Jet, Tex. 77	Agua Fria, Ariz. 1, 14	Center, Tex. 77, 78	Delphos, N. M. 65
Ada, Okla. 52	Amberst, Tex. 62	Beckville, Tex. 7	Beal, Cal. 4	Bloom, Okla. 3	Brown, Tex. 77	Call Jet, Tex. 77	Agua Fria, Ariz. 1, 14	Cerroso, N. M. 61	Del Rio, Ariz. 90
Adams, Ariz. 4	Amberst, Tex. 62	Beckville, Tex. 7	Beal, Cal. 4	Bloom, Okla. 3	Brown, Tex. 77	Call Jet, Tex. 77	Adams, Ariz. 4	Chadwick, Tex. 87	Del Rosa, Cal. 94
Adams, Kans. 8b	Amberst, Tex. 62	Beckville, Tex. 7	Beal, Cal. 4	Bloom, Okla. 3	Brown, Tex. 77	Call Jet, Tex. 77	Adams, Ariz. 4	Chalender, Ariz. 4	De Luz, Cal. 97
Adrian, Kans. 46	Amberst, Tex. 62	Beckville, Tex. 7	Beal, Cal. 4	Bloom, Okla. 3	Brown, Tex. 77	Call Jet, Tex. 77	Adrian, Kans. 46	Challis, Tex. 72	Deming, N. M. 60
Agency, Mo. 15	Amberst, Tex. 62	Beckville, Tex. 7	Beal, Cal. 4	Bloom, Okla. 3	Brown, Tex. 77	Call Jet, Tex. 77	Agency, Mo. 15	Chalmers, Tex. 79	Densair, Cal. 6
Agua, Cal. 5	Amberst, Tex. 62	Beckville, Tex. 7	Beal, Cal. 4	Bloom, Okla. 3	Brown, Tex. 77	Call Jet, Tex. 77	Agua, Cal. 5	Chambers, Ariz. 4	Denmark, Kans. 37
Agua Fria, Ariz. 1, 14	Amberst, Tex. 62	Beckville, Tex. 7	Beal, Cal. 4	Bloom, Okla. 3	Brown, Tex. 77	Call Jet, Tex. 77	Agua Fria, Ariz. 1, 14	Chancellor, Tex. 11	Dennison, Ariz. 4
Agua Fria, Ariz. 1, 14	Amberst, Tex. 62	Beckville, Tex. 7	Beal, Cal. 4	Bloom, Okla. 3	Brown, Tex. 77	Call Jet, Tex. 77	Agua Fria, Ariz. 1, 14	Chancellor, Tex. 11	Denny, Ariz. 91
Agua Fria, Ariz. 1, 14	Amberst, Tex. 62	Beckville, Tex. 7	Beal, Cal. 4	Bloom, Okla. 3	Brown, Tex. 77	Call Jet, Tex. 77	Agua Fria, Ariz. 1, 14	Chancellor, Tex. 11	Denver, Colo. 3, 10
Agua Fria, Ariz. 1, 14	Amberst, Tex. 62	Beckville, Tex. 7	Beal, Cal. 4	Bloom, Okla. 3	Brown, Tex. 77	Call Jet, Tex. 77	Agua Fria, Ariz. 1, 14	Chancellor, Tex. 11	Derby, Kans. 8
Agua Fria, Ariz. 1, 14	Amberst, Tex. 62	Beckville, Tex. 7	Beal, Cal. 4	Bloom, Okla. 3	Brown, Tex. 77	Call Jet, Tex. 77	Agua Fria, Ariz. 1, 14	Chancellor, Tex. 11	DeRidder, La. 80
Agua Fria, Ariz. 1, 14	Amberst, Tex. 62	Beckville, Tex. 7	Beal, Cal. 4	Bloom, Okla. 3	Brown, Tex. 77	Call Jet, Tex. 77	Agua Fria, Ariz. 1, 14	Chancellor, Tex. 11	Dermott, Tex. 62
Agua Fria, Ariz. 1, 14	Amberst, Tex. 62	Beckville, Tex. 7	Beal, Cal. 4	Bloom, Okla. 3	Brown, Tex. 77	Call Jet, Tex. 77	Agua Fria, Ariz. 1, 14	Chancellor, Tex. 11	De Soto, Kans. 2
Agua Fria, Ariz. 1, 14	Amberst, Tex. 62	Beckville, Tex. 7	Beal, Cal. 4	Bloom, Okla. 3	Brown, Tex. 77	Call Jet, Tex. 77	Agua Fria, Ariz. 1, 14	Chancellor, Tex. 11	Devine, Colo. 10
Agua Fria, Ariz. 1, 14	Amberst, Tex. 62	Beckville, Tex. 7	Beal, Cal. 4	Bloom, Okla. 3	Brown, Tex. 77	Call Jet, Tex. 77	Agua Fria, Ariz. 1, 14	Chancellor, Tex. 11	Devor, Cal. 5
Agua Fria, Ariz. 1, 14	Amberst, Tex. 62	Beckville, Tex. 7	Beal, Cal. 4	Bloom, Okla. 3	Brown, Tex. 77	Call Jet, Tex. 77	Agua Fria, Ariz. 1, 14	Chancellor, Tex. 11	Dewey, Okla. 12
Agua Fria, Ariz. 1, 14	Amberst, Tex. 62	Beckville, Tex. 7	Beal, Cal. 4	Bloom, Okla. 3	Brown, Tex. 77	Call Jet, Tex. 77	Agua Fria, Ariz. 1, 14	Chancellor, Tex. 11	Dexter, N. M. 65
Agua Fria, Ariz. 1, 14	Amberst, Tex. 62	Beckville, Tex. 7	Beal, Cal. 4	Bloom, Okla. 3	Brown, Tex. 77	Call Jet, Tex. 77	Agua Fria, Ariz. 1, 14	Chancellor, Tex. 11	Diamond Spgs., Kans. 35
Agua Fria, Ariz. 1, 14	Amberst, Tex. 62	Beckville, Tex. 7	Beal, Cal. 4	Bloom, Okla. 3	Brown, Tex. 77	Call Jet, Tex. 77	Agua Fria, Ariz. 1, 14	Chancellor, Tex. 11	Dickinson, Cal. 6
Agua Fria, Ariz. 1, 14	Amberst, Tex. 62	Beckville, Tex. 7	Beal, Cal. 4	Bloom, Okla. 3	Brown, Tex. 77	Call Jet, Tex. 77	Agua Fria, Ariz. 1, 14	Chancellor, Tex. 11	Dido, La. 80
Agua Fria, Ariz. 1, 14	Amberst, Tex. 62	Beckville, Tex. 7	Beal, Cal. 4	Bloom, Okla. 3	Brown, Tex. 77	Call Jet, Tex. 77	Agua Fria, Ariz. 1, 14	Chancellor, Tex. 11	Dies, Tex. 42
Agua Fria, Ariz. 1, 14	Amberst, Tex. 62	Beckville, Tex. 7	Beal, Cal. 4	Bloom, Okla. 3	Brown, Tex. 77	Call Jet, Tex. 77	Agua Fria, Ariz. 1, 14	Chancellor, Tex. 11	Dighton, Kans. 48
Agua Fria, Ariz. 1, 14	Amberst, Tex. 62	Beckville, Tex. 7	Beal, Cal. 4	Bloom, Okla. 3	Brown, Tex. 77	Call Jet, Tex. 77	Agua Fria, Ariz. 1, 14	Chancellor, Tex. 11	Dill City, Okla. 1
Agua Fria, Ariz. 1, 14	Amberst, Tex. 62	Beckville, Tex. 7	Beal, Cal. 4	Bloom, Okla. 3	Brown, Tex. 77	Call Jet, Tex. 77	Agua Fria, Ariz. 1, 14	Chancellor, Tex. 11	Dillon, N. M. 3, 61
Agua Fria, Ariz. 1, 14	Amberst, Tex. 62	Beckville, Tex. 7	Beal, Cal. 4	Bloom, Okla. 3	Brown, Tex. 77	Call Jet, Tex. 77	Agua Fria, Ariz. 1, 14	Chancellor, Tex. 11	Dillwyn, Kans. 2
Agua Fria, Ariz. 1, 14	Amberst, Tex. 62	Beckville, Tex. 7	Beal, Cal. 4	Bloom, Okla. 3	Brown, Tex. 77	Call Jet, Tex. 77	Agua Fria, Ariz. 1, 14	Chancellor, Tex. 11	Divide, Ariz. 91
Agua Fria, Ariz. 1, 14	Amberst, Tex. 62	Beckville, Tex. 7	Beal, Cal. 4	Bloom, Okla. 3	Brown, Tex. 77	Call Jet, Tex. 77	Agua Fria, Ariz. 1, 14	Chancellor, Tex. 11	Dixieland, Tex. 65
Agua Fria, Ariz. 1, 14	Amberst, Tex. 62	Beckville, Tex. 7	Beal, Cal. 4	Bloom, Okla. 3	Brown, Tex. 77	Call Jet, Tex. 77	Agua Fria, Ariz. 1, 14	Chancellor, Tex. 11	Dobbin, Tex. 78
Agua Fria, Ariz. 1, 14	Amberst, Tex. 62	Beckville, Tex. 7	Beal, Cal. 4	Bloom, Okla. 3	Brown, Tex. 77	Call Jet, Tex. 77	Agua Fria, Ariz. 1, 14	Chancellor, Tex. 11	Dodge City, Kans. 2, 3, 47
Agua Fria, Ariz. 1, 14	Amberst, Tex. 62	Beckville, Tex. 7	Beal, Cal. 4	Bloom, Okla. 3	Brown, Tex. 77	Call Jet, Tex. 77	Agua Fria, Ariz. 1, 14	Chancellor, Tex. 11	Domingo, N. M. 3
Agua Fria, Ariz. 1, 14	Amberst, Tex. 62	Beckville, Tex. 7	Beal, Cal. 4	Bloom, Okla. 3	Brown, Tex. 77	Call Jet, Tex. 77	Agua Fria, Ariz. 1, 14	Chancellor, Tex. 11	Dona Ana, N. M. 13
Agua Fria, Ariz. 1, 14	Amberst, Tex. 62	Beckville, Tex. 7	Beal, Cal. 4	Bloom, Okla. 3	Brown, Tex. 77	Call Jet, Tex. 77	Agua Fria, Ariz. 1, 14	Chancellor, Tex. 11	Doster, Kans. 49
Agua Fria, Ariz. 1, 14	Amberst, Tex. 62	Beckville, Tex. 7	Beal, Cal. 4	Bloom, Okla. 3	Brown, Tex. 77	Call Jet, Tex. 77	Agua Fria, Ariz. 1, 14	Chancellor, Tex. 11	Doud, Tex. 72, 74
Agua Fria, Ariz. 1, 14	Amberst, Tex. 62	Beckville, Tex. 7	Beal, Cal. 4	Bloom, Okla. 3	Brown, Tex. 77	Call Jet, Tex. 77	Agua Fria, Ariz. 1, 14	Chancellor, Tex. 11	Dougherty, Okla. 28
Agua Fria, Ariz. 1, 14	Amberst, Tex. 62	Beckville, Tex. 7	Beal, Cal. 4	Bloom, Okla. 3	Brown, Tex. 77	Call Jet, Tex. 77	Agua Fria, Ariz. 1, 14	Chancellor, Tex. 11	Douglas, Colo. 10
Agua Fria, Ariz. 1, 14	Amberst, Tex. 62	Beckville, Tex. 7	Beal, Cal. 4	Bloom, Okla. 3	Brown, Tex. 77	Call Jet, Tex. 77	Agua Fria, Ariz. 1, 14	Chancellor, Tex. 11	Douglas, Okla. 51
Agua Fria, Ariz. 1, 14	Amberst, Tex. 62	Beckville, Tex. 7	Beal, Cal. 4	Bloom, Okla. 3	Brown, Tex. 77	Call Jet, Tex. 77	Agua Fria, Ariz. 1, 14	Chancellor, Tex. 11	Douglass, Kans. 48
Agua Fria, Ariz. 1, 14	Amberst, Tex. 62	Beckville, Tex. 7	Beal, Cal. 4	Bloom, Okla. 3	Brown, Tex. 77	Call Jet, Tex. 77	Agua Fria, Ariz. 1, 14	Chancellor, Tex. 11	Drake, Ariz. 90, 99
Agua Fria, Ariz. 1, 14	Amberst, Tex. 62	Beckville, Tex. 7	Beal, Cal. 4	Bloom, Okla. 3	Brown, Tex. 77	Call Jet, Tex. 77	Agua Fria, Ariz. 1, 14	Chancellor, Tex. 11	Drummond, Ill. 1
Agua Fria, Ariz. 1, 14	Amberst, Tex. 62	Beckville, Tex. 7	Beal, Cal. 4	Bloom, Okla. 3	Brown, Tex. 77	Call Jet, Tex. 77	Agua Fria, Ariz. 1, 14	Chancellor, Tex. 11	Drumright, Okla. 43
Agua Fria, Ariz. 1, 14	Amberst, Tex. 62	Beckville, Tex. 7	Beal, Cal. 4	Bloom, Okla. 3	Brown, Tex. 77	Call Jet, Tex. 77	Agua Fria, Ariz. 1, 14	Chancellor, Tex. 11	Drury, Kans. 49
Agua Fria, Ariz. 1, 14	Amberst, Tex. 62	Beckville, Tex. 7	Beal, Cal. 4	Bloom, Okla. 3	Brown, Tex. 77	Call Jet, Tex. 77	Agua Fria, Ariz. 1, 14	Chancellor, Tex. 11	Eads, Cal. 6
Agua Fria, Ariz. 1, 14	Amberst, Tex. 62	Beckville, Tex. 7	Beal, Cal. 4	Bloom, Okla. 3	Brown, Tex. 77	Call Jet, Tex. 77	Agua Fria, Ariz. 1, 14	Chancellor, Tex. 11	Eagle Lake, Tex. 79
Agua Fria, Ariz. 1, 14	Amberst, Tex. 62	Beckville, Tex. 7	Beal, Cal. 4	Bloom, Okla. 3	Brown, Tex. 77	Call Jet, Tex. 77	Agua Fria, Ariz. 1, 14	Chancellor, Tex. 11	Eal, Colo. 3
Agua Fria, Ariz. 1, 14	Amberst, Tex. 62	Beckville, Tex. 7	Beal, Cal. 4	Bloom, Okla. 3	Brown, Tex. 77	Call Jet, Tex. 77	Agua Fria, Ariz. 1, 14	Chancellor, Tex. 11	Eaton, Tex. 77
Agua Fria, Ariz. 1, 14	Amberst, Tex. 62	Beckville, Tex. 7	Beal, Cal. 4	Bloom, Okla. 3	Brown, Tex. 77	Call Jet, Tex. 77	Agua Fria, Ariz. 1, 14	Chancellor, Tex. 11	Eaton, Tex. 77
Agua Fria, Ariz. 1, 14	Amberst, Tex. 62	Beckville, Tex. 7	Beal, Cal. 4	Bloom, Okla. 3	Brown, Tex. 77	Call Jet, Tex. 77	Agua Fria, Ariz. 1, 14	Chancellor, Tex. 11	Eaton, Tex. 77
Agua Fria, Ariz. 1, 14	Amberst, Tex. 62	Beckville, Tex. 7	Beal, Cal. 4	Bloom, Okla. 3	Brown, Tex. 77	Call Jet, Tex. 77	Agua Fria, Ariz. 1, 14	Chancellor, Tex. 11	Eaton, Tex. 77
Agua Fria, Ariz. 1, 14	Amberst, Tex. 62	Beckville, Tex. 7	Beal, Cal. 4	Bloom, Okla. 3	Brown, Tex. 77	Call Jet, Tex. 77	Agua Fria, Ariz. 1, 14	Chancellor, Tex. 11	Eaton, Tex. 77
Agua Fria, Ariz. 1, 14	Amberst, Tex. 62	Beckville, Tex. 7	Beal, Cal. 4	Bloom, Okla. 3	Brown, Tex. 77	Call Jet, Tex. 77	Agua Fria, Ariz. 1, 14	Chancellor, Tex. 11	Eaton, Tex. 77
Agua Fria, Ariz. 1, 14	Amberst, Tex. 62	Beckville, Tex. 7	Beal, Cal. 4	Bloom, Okla. 3	Brown, Tex. 77	Call Jet, Tex. 77	Agua Fria, Ariz. 1, 14	Chancellor, Tex. 11	Eaton, Tex. 77
Agua Fria, Ariz. 1, 14	Amberst, Tex. 62	Beckville, Tex. 7	Beal, Cal. 4	Bloom, Okla. 3	Brown, Tex. 77	Call Jet, Tex. 77	Agua Fria, Ariz. 1, 14	Chancellor, Tex. 11	Eaton, Tex. 77
Agua Fria, Ariz. 1, 14	Amberst, Tex. 62	Beckville, Tex. 7	Beal, Cal. 4	Bloom, Okla. 3	Brown, Tex. 77	Call Jet, Tex. 77	Agua Fria, Ariz. 1, 14	Chancellor, Tex. 11	Eaton, Tex. 77
Agua Fria, Ariz. 1, 14	Amberst, Tex. 62	Beckville, Tex. 7	Beal, Cal. 4	Bloom, Okla. 3	Brown, Tex. 77	Call Jet, Tex. 77	Agua Fria, Ariz. 1, 14	Chancellor, Tex. 11	Eaton, Tex. 77
Agua Fria, Ariz. 1, 14	Amberst, Tex. 62	Beckville, Tex. 7	Beal, Cal. 4	Bloom, Okla. 3	Brown, Tex. 77	Call Jet, Tex. 77	Agua Fria, Ariz. 1, 14	Chancellor, Tex. 11	Eaton, Tex. 77
Agua Fria, Ariz. 1, 14	Amberst, Tex. 62	Beckville, Tex. 7	Beal, Cal. 4	Bloom, Okla. 3	Brown, Tex. 77	Call Jet, Tex. 77	Agua Fria, Ariz. 1, 14	Chancellor, Tex. 11	Eaton, Tex. 77
Agua Fria, Ariz. 1, 14	Amberst, Tex. 62	Beckville, Tex. 7	Beal, Cal. 4	Bloom, Okla. 3	Brown, Tex. 77	Call Jet, Tex. 77	Agua Fria, Ariz. 1, 14	Chancellor, Tex. 11	Eaton, Tex. 77
Agua Fria, Ariz. 1, 14	Amberst, Tex. 62	Beckville, Tex. 7	Beal, Cal. 4	Bloom, Okla. 3	Brown, Tex. 77	Call Jet, Tex. 77	Agua Fria, Ariz. 1, 14	Chancellor, Tex. 11	Eaton, Tex. 77
Agua Fria, Ariz. 1, 14	Amberst, Tex. 62	Beckville, Tex. 7	Beal, Cal						

Index to Stations on the Santa Fe—Continued

Table listing station names and their corresponding table numbers, organized by state and region. Includes entries for Kansas, Oklahoma, Texas, Colorado, and New Mexico.

Index to Stations on the Santa Fe—Concluded

Table listing station names and their corresponding table numbers, continuing from the previous page. Includes entries for Texas, Oklahoma, Kansas, Colorado, and New Mexico.

Santa Fe Meal Service

Fred Harvey

The dining-car, dining station and hotel service of the Santa Fe is managed by Fred Harvey. It is a service unequalled in American railroading. It sets the standard.

DINING CARS

Dining car service on trains 17 and 18 (The Super Chief) and trains 19 and 20 (The Chief) is a la carte.

Extensive a la carte service as well as table d'hote meals—Breakfast 50c, 65c and 75c; luncheon 90c; dinner \$1.25, are offered on the following trains:

TRAINS	BETWEEN
No. 3 and No. 4 (California Limited)	Chicago and Los Angeles.
" 23 "	" 24 (Grand Canyon Ltd.) Chicago and Los Angeles.
" 9 "	" 10 (The Navajo) Chicago and Kansas City.
" 5 "	" 6 (The Ranger) Chicago and Texas Points
" 49 "	" 50 (Oil Flyer) Kansas City and Tulsa.
" 13 "	" 14 La Junta and Denver.
" 27 "	" 28 (The Antelope) Oklahoma City and Ft. Worth.
" 42 "	" 47 Ash Fork and Phoenix.

The Scout (trains 1 and 2) carries through dining car, serving all meals at popular prices—breakfast 25c; luncheon 30c; dinner 35c—also a la carte service at greatly reduced prices.

On dining car from Brownwood to Belen (trains 75-92-97-9) and from Clovis to Brownwood (trains 98-91-76) the following prices prevail: breakfast 50c, 65c and 75c; luncheon 75c; and plate dinners \$1.00. Also a la carte service.

In cafe cars operating on trains 23 and 2 between Barstow and San Francisco the following price range is in effect: breakfast 50c, 65c and 75c; luncheon 30c and 90c; dinner 35c and \$1.25. A la carte service is also available.

Supplementary meal service from the dining car or cafe cars is available at reasonable prices for tourist sleeper, chair car and coach passengers not wishing regular dining car meals, on all of the above trains excepting The Super Chief (trains 17 and 18), The Chief (trains 19 and 20), The California Limited (trains 3 and 4)—all solid Pullman; and The Scout (trains 1 and 2).

Light refreshments on trains 170 and 181 between Phoenix and Parker, Arizona; also a la carte service.

Most Santa Fe-Fred Harvey Dining Cars are now air-conditioned the year round.

DINING STATIONS

All through passenger trains which do not carry dining cars are scheduled to stop at dining stations placed at convenient points along the line, and indicated in time tables thus—●. Ample time is allowed for meals.

These dining stations offer special train meals—breakfast 40c, 35c and 25c; luncheon 45c, 40c and 35c; dinner 55c, 45c and 40c. Other club breakfasts 40c to 65c; plate luncheons 50c to 75c;

plate dinners 60c to 90c. Also extended a la carte service at reasonable prices.

The restaurants and lunch rooms in the terminals at Chicago, Kansas City, Houston, Galveston and El Paso are also under Fred Harvey management, offering both table d'hote and a la carte service at moderate prices.

FRED HARVEY DINING STATIONS AND HOTELS

LOCATION	Seating Capacity		Number of Guest Rooms	LOCATION	Seating Capacity		Number of Guest Rooms
	Lunch Room	Dining Room			Lunch Room	Dining Room	
Albuquerque, New Mexico (Alvarado Hotel)	124	120	121	Kingman, Arizona	38	* 42	...
Amarillo, Texas	51	* 88	...	La Junta, Colorado (Fred Harvey Hotel)	64	76	39
Ash Fork, Arizona (Escalante Hotel)	128	...	21	Lamy, New Mexico (El Ortiz Hotel)	34	12	8
Bakersfield, California	47	Las Vegas, New Mexico (Castaneda Hotel)	24	* 86	36
Barstow, California (Casa del Desierto Hotel)	52	* 111	29	Los Angeles, California	48
Belen, New Mexico	45	* 60	...	Needles, California (El Garces Hotel)	116	...	26
Brownwood, Texas	33	Newton, Kansas	...	* 115	...
Canadian, Texas	38	* 60	...	San Bernardino, California	74
Chicago, Illinois (Dearborn Station)	34	76	...	©San Diego, California
Clovis, New Mexico (Gran Quivira Hotel)	54	98	35	Seligman, Arizona (Fred Harvey Hotel)	48	* 86	19
Colorado Springs, Colorado	47	48	...	©Syracuse, Kansas (Sequoyah Hotel)
Dodge City, Kansas (El Vaquero Hotel)	101	...	41	Slaton, Texas	46
El Paso, Texas (Union Station)	43	69	...	Somerville, Texas (Fred Harvey Hotel)	50	...	20
©Emporia, Kansas	Santa Fe, New Mexico (La Fonda Hotel)	...	350	147
Gallup, New Mexico (El Navajo Hotel)	97	108	71	Topeka, Kansas	74
Galveston, Texas (Union Station)	66	Vaughn, New Mexico (Las Chaves Hotel)	42	...	10
Grand Canyon, Arizona (El Tovar Hotel)	...	200	80	©Waynoka, Oklahoma
" " (Bright Angel Lodge)	222	...	93	Wellington, Kansas (Fred Harvey Hotel)	67	* 72	18
Houston, Texas (Union Station)	91	Williams, Arizona (The Fray Marcos)	53	...	37
Hutchinson, Kansas (Bisonte Hotel)	48	110	70	Winslow, Arizona (La Posada Hotel)	124	...	67
Kansas City, Missouri (Union Station)	394				

The station hotels are conveniently located for business and sightseeing. Rates (European Plan) for one person range from \$1.50 per day up for rooms without bath and from \$2.50 per day up for rooms with bath.

MISCELLANEOUS INFORMATION

NOT RESPONSIBLE. The Atchison, Topeka & Santa Fe Railway System will not be responsible for errors in these time tables, nor for inconvenience or damage resulting from delayed trains, or failure to make connections. Schedules herein are subject to change without notice.

BUY TICKETS before boarding trains and avoid payment of extra charge.

ONLY ONE COUPON required for passage between any two points on Santa Fe System Lines. Coupon should read for account of "Santa Fe Lines."

PREPAID TICKETS. Tickets can be furnished anywhere on order and deposit given to your Santa Fe agent. Ask for information as to delivery of tickets at any point in the United States by placing order and making deposit at destination. Berth and cash for incidentals included if desired.

This service is attractive and extensively used for transportation of elderly people, invalids, students, and wherever it is desirable to make payment to any Santa Fe agent or representative for ticket and reservations to be delivered to passengers anywhere.

CHAIR CARS. No extra charge is made for occupancy of seat in chair cars, but extra charge is made in parlor cars.

CHILDREN under 5 years of age, when accompanied by parent or guardian, will be carried free. Children 5 years and under 12 years, one-half fare. Children 12 years of age or over, full fare.

ADJUSTMENT OF FARES. In cases of dispute with conductors or agents, pay the fare required, take receipt and communicate with the General Passenger Agent.

REDEMPTION OF TICKETS. Tickets unused, or partly used, will be redeemed under tariff regulations at proper value.

BAGGAGE. (a) 150 pounds of baggage checked free on each adult full fare first class, intermediate class or coach 30-day ticket. No single piece of baggage, exceeding 300 pounds in weight, or 72 inches in greatest dimensions, or single shipments exceeding \$2,500.00 in value, will be checked. Free allowances subject to tariff stipulations as to contents, weight, value and size. Excess value must be declared at time of checking. A charge of only \$.10 is made for each \$100 declared valuation in excess of free allowance.

(b) Between Lamy and Santa Fe, via Hunter Clarkson, Inc. Free allowance 150 pounds on each adult ticket and 75 pounds on each half ticket will be granted, same as in effect via rail lines on first class tickets. Charge for any additional weight \$.13 per 100 pounds or fraction thereof.

(c) To Trans-Pacific destination (China, Japan, etc.) 350 pounds of baggage checked free on each adult full fare first class ticket or adult intermediate ticket, and 150 pounds on each adult coach ticket.

AUTOMOBILES. Two passengers riding on one way or round trip first class tickets, or three passengers riding on one way or round trip intermediate class or coach tickets and their automobile will be transported between any stations on Santa Fe System Lines with additional cost of only 4 cents per mile for the car. Minimum charge \$54. Approximate time of delivery from Chicago to Los Angeles, 7th morning; to Phoenix, 5th morning; to Albuquerque, 3rd evening; to Denver, 3rd morning; to Oklahoma City, 2nd afternoon; to Fort Worth, 3rd morning; to Houston, 4th morning.

BAGGAGE STORAGE CHARGES accruing at any Santa Fe station, account Grand Canyon side trip, are waived on presentation of side trip certificate obtained from agent at Grand Canyon; also for time spent on Indian-detours, Petrified Forest and Yosemite side trips if certificate obtained from agent at stop-over point.

HAND BAGGAGE IN PULLMANS is restricted to what can be conveniently placed in berth or seat occupied by passenger.

AIR-CONDITIONED TRAINS. All regular cars on most Santa Fe main line trains are shown in this timetable folder are air-conditioned and every effort is made to provide such cars as specified. However, the Santa Fe reserves the right to use non-air-conditioned cars on these trains when operating necessities demand they be used.

BABY CARRIAGES, BICYCLES (not motorcycles), GOLF BAGS AND GUNS will be checked and included in free allowance subject to tariff regulations.

DOGS, CATS, ETC., are transported in baggage cars subject to tariff regulations.

DRINKING CUPS. For the convenience of passengers free drinking cups provided in all cars.

LOST ARTICLES to be inquired for through General Baggage Agent, Topeka, Kans., Galveston, Tex., Amarillo, Tex., Asst. Gen. Baggage Agent, Los Angeles, Cal., or nearest Ticket Agent. Articles lost in Pullman cars should be inquired for through local District Supt. of the Pullman Co. In Los Angeles, San Francisco, Denver, Chicago and other terminal points on System. Not responsible for unchecked articles left in stations or cars.

MIXED TRAINS. Carry both freight and passengers, and though run as nearly as possible on schedule time they are liable to be delayed. Baggage is carried only on such trains of this class as are provided with baggage cars, in the absence of which it will be accepted for shipment only on other passenger trains, or as freight in the usual manner.

Rules for the Super Chief, Trains 17 and 18, and for the Chief, Trains 19 and 20

Extra Fare of \$10.00 will be charged between Chicago or Kansas City and California points. Only first-class tickets will be honored. Proportionate extra fares will apply between other points at which trains 19 and 20 stop to take on or discharge passengers.

On trains 17 and 18, THE SUPER CHIEF, no tickets will be honored except between Chicago and Kansas City and between Chicago or Kansas City and Los Angeles, Pasadena, San Bernardino or Barstow. Time shown at intermediate stations is for information only.

On train 19, THE CHIEF, westbound advance reservations may be made from regular stops Hutchinson and east, and from conditional stops at Joliet, Streator, Galesburg, Ft. Madison, La Plata, Bucklin, and Carrollton to receive interstate passengers destined to Williams (for Grand Canyon) and Ash Fork (for points on Phoenix Division) and to points south of Barstow on Los Angeles Division. (These stops will also be made, June 1 to Oct. 31, to receive for Colorado and New Mexico points.)

Rules for California Limited, Trains 3 and 4

The California Limited (No. 3) carries first-class sleeping car passengers only and is operated for through travel to California points south and north of Barstow. Does not carry local passengers except from Chicago to Kansas City or Topeka and from Chicago or Kansas City to Hutchinson, Lamy, Albuquerque and west or from Topeka to Hutchinson or from Denver, Colorado Springs, Pueblo to Albuquerque and west, also from La Junta to Trinidad, Raton, Las Vegas and Lamy (passengers from Pueblo, Denver and intermediate points) and from La Junta, Trinidad and Raton to Albuquerque and west, but will stop at any station east of Albuquerque to pick up through passengers to destinations beyond Barstow provided Pullman space has been secured in advance. Time shown at intermediate stations is for information only.

Tickets sold at special fares account of CHARITY, INMATES of SOLDIERS' and SAILORS' HOMES and RAILROAD employees will not be accepted for passage on trains Nos. 3 and 4.

PARCEL ROOMS. Parcel rooms will be found at the principal stations, where packages, hand baggage, etc., may be checked and cared for at a nominal charge.

PILLOWS are now furnished without charge to chair car and coach passengers.

COURIER NURSES available on trains 1 and 2. The Scout, are carefully chosen registered nurses, with headquarters in the lounge car. Their services are free of charge.

STANDARDS OF TIME USED. Central Standard time is used on all divisions of the Santa Fe east of Dodge City and Scott City, Kan., and Clovis, N. M. West of these points and east of Seligman and Parker, Ariz., Mountain Standard time, which is one hour slower than Central Standard time is used. Beyond Seligman and Parker, Ariz., Pacific Standard time, which is two hours slower than Central Standard time is used.

TRAVELERS' BAGGAGE INSURANCE. Insuring passengers' baggage and personal effects from the beginning to the end of the journey or anywhere for a certain time may be purchased at principal offices and stations of the Santa Fe. The coverage is liberal and the rates are low. Ask agents for particulars.

Baggage may be checked from principal stations direct to hotels, residences in principal cities or to steamship docks.

TRAVELERS AID SOCIETIES. Representatives of Travelers Aid Societies are at many of the larger stations for purpose of relieving distress and assisting the unprotected. Those in need of such service should inquire of station force for representative of the Travelers Aid Society.

EXPRESS AND TELEGRAPH. Railway Express Agency Inc., also the Western Union Telegraph Co., operate along the Santa Fe. Wherever there is a station agent, you will find a telegraph office. Telegraph blanks supplied in sleeping cars and parlor cars. Besides transporting packages, etc., Railway Express Agency, Inc., money orders and travelers checks are issued.

SANITARY TOILET ARTICLES. News agents on Santa Fe trains have for sale packages containing sanitary toilet articles. One package, sold for five cents, contains one frictional wash cloth; another package, sold for ten cents, contains six paper towels, one sani-comb, one wash cloth, and one cake of soap. Free Drinking Cups available in all Santa Fe chair cars and coaches.

Attendant and Transfer Service

Santa Fe trains at Chicago, Kansas City, St. Joseph, Pueblo, Colorado Springs, Denver, Lamy, San Bernardino, Los Angeles, San Diego, San Francisco, Oakland, Wichita, Tulsa, Oklahoma City, Ft. Worth, Dallas, Houston, Galveston and El Paso are met by a corps of uniformed attendants, whose duty it is to assist passengers in reaching omnibuses or street cars, or direct them to the auto or taxi-cab service in the station. Also they will carry hand baggage. Wheel chairs are furnished for invalids, the aged, etc.

In general guides wear a blue uniform and red cap, distinguishing them from other employees. At Galveston, the uniform and caps are khaki color. Details of transfer service follow:

Chicago, Ill.—Dearborn Station—A uniformed agent of the Parmelee Company boards all incoming trains so that passengers may arrange with him for transfer of themselves and baggage to other stations or loop hotels or for the handling of their baggage from Dearborn Station to any city address. Passengers changing stations in Chicago en route beyond may place hand baggage in care Parmelee Co. for transfer at charge of \$.50 per piece to station from which departure will be made. (One piece being free if transfer coupon included in through ticket.) Baggage must be claimed at parcel room before boarding train. The Yellow Cab Company provides taxicabs.

Kansas City, Mo.—Union Station—Yellow Cab and Baggage Co.
St. Joseph, Mo.—Union Depot—Brown Transfer Co.
Topeka, Kan.—Yellow Cab and Baggage Co.
Colo. Spgs., Colo.—Santa Fe Station—Wandell & Lowe Transfer Co.—Yellow Cab Co.
Denver, Colo.—Union Depot—Denver Cab Co. Pueblo, Colo.—Union Depot—Conner Cab Co.
Phoenix, Ariz.—The Lightning Delivery Co.—Yellow Cab Co.
San Bernardino, Calif.—D. C. Porter Transfer Company.
Pasadena, Calif.—Lyon Van and Storage Co. Fresno, Calif.—Yellow Checker Cab Co.
Los Angeles, Calif.—Los Angeles Transfer Co. (Baggage).—Yellow Cab Co. (Motorcar).
San Diego, Calif.—Pacific Transfer Co. (for baggage).
Oakland, Calif.—People's Express Co. Berkeley, Calif.—People's Express Co.
San Francisco, Calif.—Union Ferry Station—Red Line Transfer Co.
Stockton, Calif.—Yellow Cab & Baggage Co.—Taxicab and Baggage Service.
Fort Worth, Tex.—Yellow Cab Co. between depots.
Dallas, Tex.—Union Station—Bonded Transfer Co.—Yellow Cab Co.
Houston, Tex.—Union Station—Yellow Cab Co.

Where no transfer concerns are mentioned the traveling public will find the usual local taxicabs available for use. Persons patronizing the regularly authorized transfer facilities are assured of efficient service, courteous treatment and reasonable fares.

On train No. 20, eastbound, advance reservations may be made from authorized stops south of Barstow (stations between Pasadena and San Bernardino) also from Williams and Ash Fork, to Hutchinson and regular stops east thereof and conditional stops at Carrollton, Bucklin, La Plata, Ft. Madison, Streator and Joliet to discharge passengers from Arizona and California.

Other travel may be carried only between intermediate points which are regular stops for these trains as indicated herein, provided Pullman conductor or agent at terminal has unsold Pullman space at train time which can be assigned to passenger through to destination.

On trains 17 and 18, also on trains 19 and 20, tickets bearing following endorsements will not be honored "Special," "Special Rate," "Employee," "Charity," "D.V.S.," "Homeseekers," "Second Class," "Immigrant," "Drovers' tickets or Stock Contracts," "Clergy" tickets (first class only) will be honored on trains 19 and 20 between Hutchinson and east and authorized stops in Arizona and California.

The California Limited (No. 4) carries first-class sleeping car passengers only and is operated for through travel from California points south and north of Barstow to Trinidad and all points east. Does not carry local passengers except from Albuquerque to Raton and Trinidad and from Albuquerque and Lamy to La Junta, Pueblo, Colorado Springs and Denver and from Albuquerque, Lamy (Santa Fe) and Las Vegas to Kansas City and Chicago, from Trinidad to La Junta (passengers to Pueblo, Denver and intermediate points), from Hutchinson to Topeka, Kansas City and Chicago, and from Topeka, Kansas City, or Streator to Chicago. Passengers to or from Peoria will also be handled from Kansas City to Chillicothe or from Chillicothe to Chicago.

PROFILE OF SANTA FE

Altitude of Principal Stations

Missouri River and East

Chicago	593
Ft. Madison	523
Galesburg	755
Joliet	549
Kansas City	781

Kansas

Arkansas City	1073
Dodge City	2486
Florence	1270
Great Bend	1848
Hutchinson	1530
Newton	1445
Syracuse	3229
Topeka	889
Wichita	1312

Oklahoma

Alva	1350
Ardmore	873
Bartlesville	685



Oklahoma	Texas	Texas	Colorado
Guthrie	940	Amarillo	3662
Oklahoma City	1196	Ballinger	1684
Pauls Valley	874	Beaumont	21
Perry	996	Brenham	330
Ripley	821	Brownwood	1342
Shawnee	1014	Cleburne	761
Tulsa	700	Dallas	431
Woodward	1903	El Paso	3709
		Ft. Worth	605
		Gainesville	734
		Galveston	6
		Houston	54
		Lampasas	1017
		Lubbock	3195
		McGregor	711
		Morgan	720
		Navasota	215
		Panhandle	3456
		Paris	564
		Plainview	3369
		Presidio	2592
		San Angelo	1851
		Temple	699
		Weatherford	1010
		Canon City	5323
		Colorado Springs	5990
		Denver	5200
		La Junta	4059
		Lamar	3616
		Palmer Lake	7233
		Pueblo	4673
		Trinidad	5990
		Albuquerque	4953
		Belen	4806
		Carlsbad	3105

BETWEEN CHICAGO AND CALIFORNIA



New Mexico	New Mexico	Arizona	Arizona
Clovis	4263	Raton	6638
Continental Divide	7248	Tunnel Raton	7622
Deming	4334	Roswell	3566
Fort Sumner	4064	San Marcial	4460
Gallup	6505	Santa Fe	6969
Glorieta	7437	Silver City	5859
Laguna	5851	Socorro	4593
Lamy	6478	Springer	5832
Las Cruces	3897	Texico	4142
Las Vegas	6401	Vaughn	5958
Mountainair	6492	Willard	6101
		Adamana	5306
		Ash Fork	5143
		Canyon Diablo	5431
		Castle Hot Springs	2008
		Clarkdale	3461
		Congress Jct.	3068
		Copper	5059
		Drake	4689
		Flagstaff	6896
		Grand Canyon Rim	7000
		Holbrook	5079
		Kingman	3337
		Parker	459
		Peach Springs	4791
		Phoenix	1122
		Prescott	5367
		Seligman	5242
		Skull Valley	4318
		Wickenburg	2116
		Williams	6762
		Winslow	4856

California

Bagdad	789
Bakersfield	403
Barstow	2106
Colton	982
Fresno	294
Goffs	2585
Hanford	247
Hesperia	3193
Highland	1317
Los Angeles	264
Mojave	2758
Needles	483
Orange	180
Pasadena	830
Redlands	1351
Riverside	876
San Bernardino	1079
San Diego	14
San Francisco	8
Stockton	17
Summit (Cajon Pass)	3822
Tehachapi	3974
Tulare	290
Upland	1208
Visalia	333
Yosemite	4000 to 9000



DELICIOUS MEALS

• Served in attractive Dining Stations, during restful meal stops.* These low priced train meals are complete, the portions are generous, with food and service of typical FRED HARVEY quality . . . famous in the travel world for over sixty years • Many of the "Harvey Houses," conveniently placed through the Southwest, are real attractions in themselves. Their picturesque architecture reflects the unique charm of the surrounding country . . . and the Southwest's famous sunshine and bracing air help to make each stop a real pleasure.

*On the Grand Canyon Limited, the Ranger, The Navajo and all local trains.

BREAKFAST
40c
35c and 25c

LUNCHEON
45c
40c and 35c

DINNER
55c
45c and 40c

Lower dining car prices, too, on the California Limited and Grand Canyon Limited

Journey over back of beyond . . . a delightful way to break your transcontinental trip, is to pause in New Mexico for an

INDIAN-DETOUR

INDIAN-DETOURS have given exceptional pleasure to Santa Fe patrons, east or west-bound through Lamy, New Mexico, for a dozen years. These intimate Spanish-Indian country explorations, by motor with courier-escort, all include room with private bath at Fred Harvey's beautiful La Fonda Hotel, in historic Old Santa Fé. INDIAN-DETOURS are one, two or three days in length, as desired.

1 day—\$14

ONE DAY—Couriercoach drive to Puyé cliff dwellings and Santa Clara Indian pueblo.

2 days—\$30

TWO DAYS—Puyé cliff dwellings, Santa Clara and Taos pueblos by Couriercar limousine.

3 days—\$45

THREE DAYS—Frijoles Canyon, San Ildefonso pueblo, Puyé, Santa Clara and Taos pueblos by Courier limousine.

• Rates are all-expense with exception of meals •



SCOUT

Solid coach and tourist Pullman train offers the utmost in luxurious ECONOMY TRAVEL

Santa Fe has made a sincere effort to give much for little on this swift new economy train to California—dedicated to those who must budget their travel expenses carefully. In a nutshell the Scout provides:

- The speed of a limited
- Air-conditioning throughout
- All-time low summer fares
- Delicious Fred Harvey Dining Car Meals for 90c per day
- Tourist Sleepers—finely reconditioned standard Pullmans
- A Bounce Car for sleeping car passengers
- De luxe Chair Car for women and children
- Beautiful coaches, with deeply cushioned adjustable chairs, broad windows, and spacious dressing rooms
- Free pillows, cups and porter service

Attractively uniformed *courier nurses*, with headquarters in the Lounge Car on the Scout, are experienced registered nurses who render an invaluable service to passengers. In addition, they know the Santa Fe Southwest's history and charm, and in their friendly way, are glad to tell much about it. Their services are at your disposal, free of charge.

Patrons enjoy the Scout's gentle starting and stopping, smooth roadbed, courtesy of coach attendants, porters and trainmen, and a uniformity of service that only Santa Fe can give. *Santa Fe unhesitatingly recommends the Scout for ECONOMY TRAVEL.*

SCHEDULE

Westbound		Eastbound	
8:45 PM Lv. Chicago	Ar. 7:40 AM	Ar. 7:40 AM	Lv. 8:45 PM
7:20 AM Ar. Kansas City	Lv. 8:45 PM	Lv. 8:45 PM	Ar. 7:40 AM
10:00 AM Lv. Kansas City	Ar. 8:10 PM	Ar. 8:10 PM	Lv. 8:45 PM
2:05 PM Lv. Newton	Lv. 3:15 PM	Lv. 3:15 PM	Ar. 7:40 AM
2:55 PM Lv. Wichita	Lv. 2:23 PM	Lv. 2:23 PM	Ar. 7:40 AM
12:20 AM Lv. Amarillo	Lv. 5:10 AM	Lv. 5:10 AM	Ar. 7:40 AM
7:35 AM Ar. Belen	Lv. 7:40 PM	Lv. 7:40 PM	Ar. 7:40 AM
8:55 AM Ar. Albuquerque	Lv. 6:20 PM	Lv. 6:20 PM	Ar. 7:40 AM
6:20 AM Lv. Albuquerque	Ar. 8:35 PM	Ar. 8:35 PM	Lv. 7:40 PM
7:55 AM Lv. Belen	Ar. 7:20 PM	Ar. 7:20 PM	Lv. 7:40 PM
11:15 AM Lv. Gallup	Lv. 4:10 PM	Lv. 4:10 PM	Ar. 7:40 AM
5:00 PM Lv. Williams	Lv. 10:55 AM	Lv. 10:55 AM	Ar. 7:40 AM
8:15 PM Ar. Grand Canyon	Lv. 9:00 AM	Lv. 9:00 AM	Ar. 7:40 AM
2:10 AM Ar. Barstow	Lv. 11:30 PM	Lv. 11:30 PM	Ar. 7:40 AM
4:35 AM Ar. San Bernardino	Lv. 9:00 PM	Lv. 9:00 PM	Ar. 7:40 AM
6:25 AM Ar. Pasadena	Lv. 7:35 PM	Lv. 7:35 PM	Ar. 7:40 AM
7:00 AM Ar. Los Angeles	Lv. 7:05 PM	Lv. 7:05 PM	Ar. 7:40 AM
12:30 PM Ar. San Diego	Lv. 3:00 PM	Lv. 3:00 PM	Ar. 7:40 AM

CONNECTING TRAIN

12:25 PM Ar. Bakersfield	Lv. 7:10 PM
3:15 PM Ar. Fresno	Lv. 4:30 PM
6:27 PM Ar. Stockton	Lv. 1:20 PM
9:32 PM Ar. San Francisco	Lv. 10:20 AM

CALIFORNIA

For Restrictions on No. 3, 4, 17, 18, 19 and 20 See Page 7.

Condensed Schedules Transcontinental Trains

For Explanation of Reference Marks see page 36

WEST—Read down

EAST—Read down

STATIONS	No. 9 Daily		No. 19 Example		No. 23 Example		No. 17 Example		No. 1 Example		No. 3 Example		No. 7 Example		No. 23 Example	
	AM	PM	AM	PM	AM	PM	AM	PM	AM	PM	AM	PM	AM	PM	AM	PM
Cent. Stand. Time	10.20	11.15	12.01	12.20	12.01	12.20	7.15	7.15	8.45	9.45	10.35	11.35	10.35	11.35	10.35	11.35
Lv Chicago	10.20	11.15	12.01	12.20	12.01	12.20	7.15	7.15	8.45	9.45	10.35	11.35	10.35	11.35	10.35	11.35
" Joliet	11.15	12.10	12.01	12.20	12.01	12.20	7.15	7.15	8.45	9.45	10.35	11.35	10.35	11.35	10.35	11.35
" Streator	12.20	1.15	12.01	12.20	12.01	12.20	7.15	7.15	8.45	9.45	10.35	11.35	10.35	11.35	10.35	11.35
" Chilloothe	1.15	2.10	12.01	12.20	12.01	12.20	7.15	7.15	8.45	9.45	10.35	11.35	10.35	11.35	10.35	11.35
" Galesburg	2.23	3.18	12.01	12.20	12.01	12.20	7.15	7.15	8.45	9.45	10.35	11.35	10.35	11.35	10.35	11.35
" Fort Madison	3.42	4.37	12.01	12.20	12.01	12.20	7.15	7.15	8.45	9.45	10.35	11.35	10.35	11.35	10.35	11.35
" Marceline	6.35	7.30	12.01	12.20	12.01	12.20	7.15	7.15	8.45	9.45	10.35	11.35	10.35	11.35	10.35	11.35
" Henrietta	7.55	8.50	12.01	12.20	12.01	12.20	7.15	7.15	8.45	9.45	10.35	11.35	10.35	11.35	10.35	11.35
Ar Kansas City	9.05	10.00	12.01	12.20	12.01	12.20	7.15	7.15	8.45	9.45	10.35	11.35	10.35	11.35	10.35	11.35
Lv Kansas City	12.01	12.10	12.01	12.20	12.01	12.20	7.15	7.15	8.45	9.45	10.35	11.35	10.35	11.35	10.35	11.35
" Lawrence	12.01	12.10	12.01	12.20	12.01	12.20	7.15	7.15	8.45	9.45	10.35	11.35	10.35	11.35	10.35	11.35
" Topeka	2.35	3.30	12.01	12.20	12.01	12.20	7.15	7.15	8.45	9.45	10.35	11.35	10.35	11.35	10.35	11.35
" Emporia	3.07	4.02	12.01	12.20	12.01	12.20	7.15	7.15	8.45	9.45	10.35	11.35	10.35	11.35	10.35	11.35
" Strong City	3.40	4.35	12.01	12.20	12.01	12.20	7.15	7.15	8.45	9.45	10.35	11.35	10.35	11.35	10.35	11.35
" Florence	4.40	5.35	12.01	12.20	12.01	12.20	7.15	7.15	8.45	9.45	10.35	11.35	10.35	11.35	10.35	11.35
" Newton	4.40	5.35	12.01	12.20	12.01	12.20	7.15	7.15	8.45	9.45	10.35	11.35	10.35	11.35	10.35	11.35
" Hutchinson	4.40	5.35	12.01	12.20	12.01	12.20	7.15	7.15	8.45	9.45	10.35	11.35	10.35	11.35	10.35	11.35
Ar Dodge City	4.40	5.35	12.01	12.20	12.01	12.20	7.15	7.15	8.45	9.45	10.35	11.35	10.35	11.35	10.35	11.35
Lv Dodge City	4.40	5.35	12.01	12.20	12.01	12.20	7.15	7.15	8.45	9.45	10.35	11.35	10.35	11.35	10.35	11.35
Mount. Stand. Time	4.40	5.35	12.01	12.20	12.01	12.20	7.15	7.15	8.45	9.45	10.35	11.35	10.35	11.35	10.35	11.35
Lv Dodge City	4.40	5.35	12.01	12.20	12.01	12.20	7.15	7.15	8.45	9.45	10.35	11.35	10.35	11.35	10.35	11.35
" Garden City	4.40	5.35	12.01	12.20	12.01	12.20	7.15	7.15	8.45	9.45	10.35	11.35	10.35	11.35	10.35	11.35
" Syracuse	4.40	5.35	12.01	12.20	12.01	12.20	7.15	7.15	8.45	9.45	10.35	11.35	10.35	11.35	10.35	11.35
Ar La Junta	4.40	5.35	12.01	12.20	12.01	12.20	7.15	7.15	8.45	9.45	10.35	11.35	10.35	11.35	10.35	11.35
Ar Pueblo	4.40	5.35	12.01	12.20	12.01	12.20	7.15	7.15	8.45	9.45	10.35	11.35	10.35	11.35	10.35	11.35
" Colorado Springs	4.40	5.35	12.01	12.20	12.01	12.20	7.15	7.15	8.45	9.45	10.35	11.35	10.35	11.35	10.35	11.35
Ar Denver	4.40	5.35	12.01	12.20	12.01	12.20	7.15	7.15	8.45	9.45	10.35	11.35	10.35	11.35	10.35	11.35
Lv La Junta	4.40	5.35	12.01	12.20	12.01	12.20	7.15	7.15	8.45	9.45	10.35	11.35	10.35	11.35	10.35	11.35
" Trinidad	4.40	5.35	12.01	12.20	12.01	12.20	7.15	7.15	8.45	9.45	10.35	11.35	10.35	11.35	10.35	11.35
" Raton	4.40	5.35	12.01	12.20	12.01	12.20	7.15	7.15	8.45	9.45	10.35	11.35	10.35	11.35	10.35	11.35
" Las Vegas	4.40	5.35	12.01	12.20	12.01	12.20	7.15	7.15	8.45	9.45	10.35	11.35	10.35	11.35	10.35	11.35
Ar Lamy	4.40	5.35	12.01	12.20	12.01	12.20	7.15	7.15	8.45	9.45	10.35	11.35	10.35	11.35	10.35	11.35
Ar Santa Fe (Bus)	4.40	5.35	12.01	12.20	12.01	12.20	7.15	7.15	8.45	9.45	10.35	11.35	10.35	11.35	10.35	11.35
Ar Albuquerque	4.40	5.35	12.01	12.20	12.01	12.20	7.15	7.15	8.45	9.45	10.35	11.35	10.35	11.35	10.35	11.35

STATIONS	No. 10 Daily		No. 20 Example		No. 10 Example		No. 2 Example		No. 18 Example		No. 2 Example		No. 28 Example	
	AM	PM	AM	PM	AM	PM	AM	PM	AM	PM	AM	PM	AM	PM
Pac. Stand. Time	11.00	11.45	11.00	11.45	11.00	11.45	11.00	11.45	11.00	11.45	11.00	11.45	11.00	11.45
Lv San Francisco	11.00	11.45	11.00	11.45	11.00	11.45	11.00	11.45	11.00	11.45	11.00	11.45	11.00	11.45
" Oakland	11.45	12.40	11.00	11.45	11.00	11.45	11.00	11.45	11.00	11.45	11.00	11.45	11.00	11.45
" Berkeley	11.55	12.50	11.00	11.45	11.00	11.45	11.00	11.45	11.00	11.45	11.00	11.45	11.00	11.45
" Stockton	2.07	3.02	11.00	11.45	11.00	11.45	11.00	11.45	11.00	11.45	11.00	11.45	11.00	11.45
" Merced	3.43	4.38	11.00	11.45	11.00	11.45	11.00	11.45	11.00	11.45	11.00	11.45	11.00	11.45
" Fresno	5.15	6.10	11.00	11.45	11.00	11.45	11.00	11.45	11.00	11.45	11.00	11.45	11.00	11.45
" Bakersfield	8.15	9.10	11.00	11.45	11.00	11.45	11.00	11.45	11.00	11.45	11.00	11.45	11.00	11.45
Ar Barstow	12.10	1.05	11.00	11.45	11.00	11.45	11.00	11.45	11.00	11.45	11.00	11.45	11.00	11.45
Pac. Stand. Time	3.00	3.45	3.00	3.45	3.00	3.45	3.00	3.45	3.00	3.45	3.00	3.45	3.00	3.45
Lv San Diego	3.00	3.45	3.00	3.45	3.00	3.45	3.00	3.45	3.00	3.45	3.00	3.45	3.00	3.45
" Los Angeles	8.00	8.45	3.00	3.45	3.00	3.45	3.00	3.45	3.00	3.45	3.00	3.45	3.00	3.45
" Pasadena	11.00	11.45	3.00	3.45	3.00	3.45	3.00	3.45	3.00	3.45	3.00	3.45	3.00	3.45
" Riverside	9.25	10.20	3.00	3.45	3.00	3.45	3.00	3.45	3.00	3.45	3.00	3.45	3.00	3.45
Lv Redlands	9.25	10.20	3.00	3.45	3.00	3.45	3.00	3.45	3.00	3.45	3.00	3.45	3.00	3.45
Lv San Bernardino	9.50	10.45	3.00	3.45	3.00	3.45	3.00	3.45	3.00	3.45	3.00	3.45	3.00	3.45
Ar Barstow	12.05	1.00	3.00	3.45	3.00	3.45	3.00	3.45	3.00	3.45	3.00	3.45	3.00	3.45
Lv Barstow	12.35	1.30	3.00	3.45	3.00	3.45	3.00	3.45	3.00	3.45				



(A)

Chicago, Kansas City and California

WEST—Via La Junta and Albuquerque				EAST—Via Albuquerque and La Junta			
Mls.	STATIONS	17 Tuesday Only	SUPER CHIEF Extra Fare	Mls.	STATIONS	18 Friday Only	SUPER CHIEF Extra Fare
0	Lv Chicago (C.S.T.) A.T. & S.F.	7.15PM	Tuesday only	0	Lv San Diego A.T. & S.F.	8.00PM	Friday only
451	Ar Kansas City	2.12AM	Wednesday only	126	Ar Los Angeles	8.00PM	"
	<i>Central Standard Time</i>			136	Ar Pasadena	8.25PM	"
	<i>Mountain Standard Time</i>			186	Ar San Bernardino	9.35PM	"
	<i>Pacific Standard Time</i>			269	Ar Barstow	11.17PM	"
451	Lv Kansas City A.T. & S.F.	2.17AM	Wednesday only	1017	Lv Albuquerque A.T. & S.F.	2.00PM	Saturday only
992	Ar La Junta A.T. & S.F.	9.07AM	"	1017	Lv Albuquerque	2.05PM	"
1338	Ar Albuquerque	4.30PM	"	1364	Ar La Junta	9.20PM	"
1338	Lv Albuquerque	4.35PM	"	1904	Ar Kansas City A.T. & S.F.	6.00AM	Sunday only
2086	Ar Barstow A.T. & S.F.	5.30AM	Thursday only		Lv Kansas City	Mo. Pac. 8.45AM	Sunday only
2168	Ar San Bernardino	7.28AM	"		Ar St. Louis	Wabash 8.30AM	"
2218	Ar Pasadena	8.35AM	"		Lv Kansas City A.T. & S.F.	2.15PM	Sunday only
2227	Ar Los Angeles	9.00AM	"	1904	Lv Kansas City A.T. & S.F.	6.07AM	Sunday only
2353	Ar San Diego	12.30PM	"	2355	Ar Chicago	Wabash 1.45PM	"

Connecting Trains

2086	Lv Barstow A.T. & S.F.	8.45AM	Thursday only
2227	Ar Bakersfield	12.25PM	"
2338	Ar Fresno	3.15PM	"
2461	Ar Stockton	6.27PM	"
2540	Ar Oakland (40th & San Pablo)	8.50PM	"
2544	Ar Oakland Pier	9.01PM	"
2547	Ar San Francisco	9.32PM	"
0	Lv Los Angeles Sou. Pac.	5.30PM	Thursday only
104	Ar Santa Barbara	8.45PM	"
0	Lv San Bernardino A.T. & S.F.		
10	Ar Riverside		
0	Lv San Bernardino A.T. & S.F.		
9	Ar Redlands		

Equipment

No. 17 (The Super Chief). Leave Chicago Tuesdays only—COMPLETELY AIR-CONDITIONED (Valet, Maid, Barber Service and Radio. Daily market reports and news bulletins). Maid-manicure service. Extra fare from Chicago and Kansas City—\$10.

Sleeping Car.... Chicago to Los Angeles—8 Sec., D. R., 2 Comps.
Chicago to Los Angeles—8 Sec., 2 Comps., 2 Double Bedrooms.
Chicago to Los Angeles—2 D. R., 2 Comps., 6 Double Bedrooms.

Club Lounge Car Chicago to Los Angeles.

Dining Car.... Chicago to Los Angeles. Serves all meals. (Fred Harvey Service)

Sleeping Car.... Chicago to Los Angeles—2 D. R., 2 Comps., 6 Double Bedrooms.
Chicago to Los Angeles—8 Sec., D. R., 2 Comps.

Observation Car. Chicago to Los Angeles—3 Comps., 2 D. R., 1 Double Bedroom.

Explanatory Notes; Sec.—Section; Comps.—Compartments; D. R.—Drawing Room; Obs.—Observation. † Operating stop only. ♥ Train No. 73 from Los Angeles to San Diego. ∅ Train No. 73 from San Diego to Los Angeles.

Cool • AIR-COMFORT • Clean

Around the changing seasons of the year, through mountain gorge or vast mid-western plains—Santa Fe patrons enjoy the cleanliness of washed and filtered air, the pleasure of temperatures regulated at will; the freshness and quiet of cars sealed against dust, and much of the noise of operation. There is new luxury in modern, air-conditioned train travel... in Santa Fe chair cars and coaches, Tourist and Standard Pullmans, Observation, Club and Lounge Cars, and famous Fred Harvey Diners.



(B)

Chicago, Kansas City and California

WEST—Via La Junta and Albuquerque				EAST—Via Albuquerque and La Junta			
Mls.	STATIONS	19 Daily	THE CHIEF—Extra Fare	Mls.	STATIONS	20 Daily	THE CHIEF—Extra Fare
0	Lv Chicago (C.S.T.) A.T. & S.F.	12.01PM	Sun. Mon. Tues. Wed. Thur. Fri. Sat.	0	Lv San Francisco (P.S.T.) A.T. & S.F.	11.00PM	Sat. Sun. Mon. Tues. Wed. Thur. Fri. Sat.
451	Ar Kansas City	9.45PM	"	461	Ar Barstow	12.10PM	"
	<i>Central Standard Time</i>			0	Lv San Diego A.T. & S.F.	7.20AM	"
	<i>Mountain Standard Time</i>			126	Ar Los Angeles	10.30AM	"
	<i>Pacific Standard Time</i>			136	Ar Pasadena	11.00AM	"
451	Lv Kansas City A.T. & S.F.	10.15PM	Sun. Mon. Tues. Wed. Thur. Fri. Sat.	186	Ar San Bernardino	12.15PM	"
563	Ar Emporia	12.25AM	"	269	Ar Barstow	2.15PM	"
636	Ar Newton	1.50AM	"	435	Ar Needles	5.30PM	"
789	Ar Dodge City (M.S.T.)	3.45AM	"	584	Ar Seligman	9.10PM	"
992	Ar La Junta	7.35AM	"	609	Ar Ash Fork (M.S.T.)	10.50PM	"
1073	Ar Trinidad	9.25AM	"	0	Lv Grand Canyon	8.00PM	Sun. Mon. Tues. Wed. Thur. Fri. Sat.
1096	Ar Raton	10.25AM	"	64	Ar Williams	10.10PM	"
1206	Ar Las Vegas	12.45PM	"	636	Lv Williams	11.50PM	Sun. Mon. Tues. Wed. Thur. Fri. Sat.
1271	Ar Lamy	2.53PM	"	728	Ar Winslow	1.50AM	Mon. Tues. Wed. Thur. Fri. Sat. Sun.
1338	Ar Albuquerque	4.35PM	"	856	Ar Gallup	4.15AM	"
1338	Lv Albuquerque	4.55PM	"	1017	Lv Albuquerque	7.30AM	"
1499	Ar Gallup	8.10PM	"	1017	Lv Albuquerque	7.40AM	"
1627	Ar Winslow	10.35PM	"	1085	Ar Lamy	9.10AM	"
1719	Ar Williams	12.50AM	Tues. Wed. Thur. Fri. Sat. Sun. Mon.	1149	Ar Las Vegas	11.10AM	"
1719	Lv Williams	5.25AM	Tues. Wed. Thur. Fri. Sat. Sun. Mon.	1259	Ar Raton	1.45PM	"
1784	Ar Grand Canyon	7.45AM	"	1364	Ar La Junta	4.35PM	"
1742	Ar Ash Fork	1.35AM	Tues. Wed. Thur. Fri. Sat. Sun. Mon.	1566	Ar Dodge City (C.S.T.)	9.25PM	"
1770	Lv Seligman (P.S.T.)	1.30AM	"	1719	Ar Newton	12.15AM	Tues. Wed. Thur. Fri. Sat. Sun. Mon.
1919	Ar Needles	4.50AM	"	1792	Ar Emporia	1.35AM	"
2086	Ar Barstow	8.35AM	"	1904	Ar Kansas City	3.40AM	"
2168	Ar San Bernardino	10.55AM	"		Lv Kansas City	Daily Mo. Pac. 8.45AM	Daily Wabash 8.30AM
2218	Ar Pasadena	12.13PM	"		Ar St. Louis	2.15PM	Daily Alton 6.55AM
2227	Ar Los Angeles	12.45PM	"	1904	Lv Kansas City A.T. & S.F.	3.55AM	Tues. Wed. Thur. Fri. Sat. Sun. Mon.
2354	Ar San Diego	5.15PM	"	2355	Ar Chicago	1.30PM	"

Connecting Trains

0	Lv La Junta A.T. & S.F.	8.00AM	Mon. Tues. Wed. Thur. Fri. Sat. Sun.
64	Ar Pueblo	9.25AM	"
108	Ar Colorado Springs	10.40AM	"
183	Ar Denver (U.D.)	12.50PM	"
0	Lv Ash Fork A.T. & S.F.	2.00AM	Tues. Wed. Thur. Fri. Sat. Sun. Mon.
150	Ar Castle Hot Springs	7.05AM	"
194	Ar Phoenix	8.15AM	"
0	Lv Los Angeles Sou. Pac.	5.30PM	Tues. Wed. Thur. Fri. Sat. Sun. Mon.
104	Ar Santa Barbara	8.45PM	"
0	Lv San Bernardino A.T. & S.F.		
10	Ar Riverside		
0	Lv San Bernardino A.T. & S.F.		
9	Ar Redlands		

Equipment

No. 19 (The Chief)—COMPLETELY AIR-CONDITIONED. (Valet, Maid, Barber Service and Radio. Daily market reports and news bulletins). Ladies' lounge, shower bath and maid-manicure service. Extra fare from Chicago and Kansas City—\$10.

Club Car.... Chicago to Los Angeles.

Sleeping Car.... Chicago to Los Angeles—6 Sec., 6 Double Bedrooms.
Chicago to Los Angeles—10 Section Lounge.

Dining Car.... Chicago to Los Angeles. Serves all meals. (Fred Harvey Service).

Sleeping Car.... Chicago to Los Angeles—6 Comps., 3 D. R.
Chicago to Los Angeles—8 Sec., D. R., 2 Comps.

Observation Car. Chicago to Los Angeles—3 Comps., 2 D. R.

EXPLANATORY NOTES

Sec.—Section; Comps.—Compartments; D. R.—Drawing Room; Obs.—Observation. C.S.T.—Central Standard Time. M.S.T.—Mountain Standard Time. P.S.T.—Pacific Standard Time. A Stops to discharge interstate passengers from Hutchinson and east, also from certain other points, see notes on page 7. B Stops to receive interstate passengers for Hutchinson and east, also for certain other points, see notes on page 7.

Connecting Trains

0	Lv Santa Barbara Sou. Pac.	6.15AM	Sun. Mon. Tues. Wed. Thur. Fri. Sat.
104	Ar Los Angeles	9.00AM	"
0	Lv Riverside A.T. & S.F.		
10	Ar San Bernardino		
0	Lv Redlands A.T. & S.F.		
9	Ar San Bernardino		
0	Lv Phoenix A.T. & S.F.	3.30PM	Sun. Mon. Tues. Wed. Thur. Fri. Sat.
43	Ar Castle Hot Springs	4.34PM	"
194	Ar Ash Fork	10.15PM	"
0	Lv Denver (U.P.) A.T. & S.F.	7.35AM	Mon. Tues. Wed. Thur. Fri. Sat. Sun.
64	Ar Colorado Springs	9.35AM	"
108	Ar Pueblo	12.15PM	"
183	Ar La Junta	1.45PM	"

Equipment

No. 20 (The Chief)—COMPLETELY AIR-CONDITIONED. (Valet, Maid, Barber Service and Radio. Daily market reports and news bulletins). Ladies' lounge, shower bath and maid-manicure service. Extra fare to Kansas City and Chicago—\$10.

Club Car.... Los Angeles to Chicago.

Sleeping Car.... Los Angeles to Chicago—6 Sec., 6 Double Bedrooms.
Los Angeles to Chicago—10 Section Lounge.

Dining Car.... Los Angeles to Chicago. Serves all meals. (Fred Harvey Service).

Sleeping Car.... Los Angeles to Chicago—6 Comps., 3 D. R.
Los Angeles to Chicago—8 Sec., D. R., 2 Comps.

Observation Car. Los Angeles to Chicago—3 Comps., 2 D. R.



(C) Chicago, Kansas City and California

WEST—Via La Junta and Albuquerque										Via EAST—Albuquerque and La Junta																			
Mls.	STATIONS	3 Daily	CALIFORNIA LIMITED—No Extra Fare							Mls.	STATIONS	4 Daily	CALIFORNIA LIMITED—No Extra Fare																
0	Lv Chicago (C.S.T.)... A.T. & S.F.	9.45PM	Sun.	Mon.	Tues.	Wed.	Thur.	Fri.	Sat.	0	Lv San Francisco (P.S.T.) A.T. & S.F.	10.20AM	Sun.	Mon.	Tues.	Wed.	Thur.	Fri.	Sat.										
451	Ar Kansas City..... "	9.00AM	Mon.	Tues.	Wed.	Thur.	Fri.	Sat.	Sun.	210	Fresno..... "	4.30PM	Tues.	Wed.	Thur.	Fri.	Sat.	Sun.	451	Ar Los Angeles..... "	11.05PM	Mon.	Tues.	Wed.	Thur.	Fri.	Sat.	Sun.	
Daily C. B. & Q. Alton Mo. Pac. Wabash 12.30AM 12.30AM 11.59PM 11.45PM 7.45AM 7.45AM 7.15AM 7.30AM										Daily C. B. & Q. Alton Mo. Pac. Wabash 12.30AM 12.30AM 11.59PM 11.45PM 7.45AM 7.45AM 7.15AM 7.30AM																			
451	Lv Kansas City..... A.T. & S.F.	9.30AM	Mon.	Tues.	Wed.	Thur.	Fri.	Sat.	Sun.	126	Lv Los Angeles (P.S.T.) A.T. & S.F.	8.15PM	Sun.	Mon.	Tues.	Wed.	Thur.	Fri.	Sat.	126	Lv Grand Canyon..... A.T. & S.F.	8.30PM	Mon.	Tues.	Wed.	Thur.	Fri.	Sat.	Sun.
517	Ar Topeka..... "	11.05AM	Tues.	Wed.	Thur.	Fri.	Sat.	Sun.	Mon.	126	Ar Los Angeles..... "	8.15PM	Sun.	Mon.	Tues.	Wed.	Thur.	Fri.	Sat.	126	Ar Williams..... "	8.15PM	Mon.	Tues.	Wed.	Thur.	Fri.	Sat.	Sun.
651	Ar Newton..... "	2.15PM	Wed.	Thur.	Fri.	Sat.	Sun.	Mon.	Tues.	126	Lv Williams..... A.T. & S.F.	8.45PM	Tues.	Wed.	Thur.	Fri.	Sat.	Sun.	Mon.	126	Lv Grand Canyon..... A.T. & S.F.	8.30PM	Mon.	Tues.	Wed.	Thur.	Fri.	Sat.	Sun.
1007	Ar La Junta (M.S.T.)..... "	9.30PM	Thur.	Fri.	Sat.	Sun.	Mon.	Tues.	Wed.	636	Ar Grand Canyon..... "	8.15PM	Tues.	Wed.	Thur.	Fri.	Sat.	Sun.	Mon.	636	Lv Williams..... A.T. & S.F.	8.30PM	Mon.	Tues.	Wed.	Thur.	Fri.	Sat.	Sun.
1353	Ar Albuquerque..... "	7.45AM	Mon.	Tues.	Wed.	Thur.	Fri.	Sat.	Sun.	636	Lv Grand Canyon..... A.T. & S.F.	8.30PM	Mon.	Tues.	Wed.	Thur.	Fri.	Sat.	Sun.	636	Lv Williams..... A.T. & S.F.	8.30PM	Mon.	Tues.	Wed.	Thur.	Fri.	Sat.	Sun.
1735	Ar Williams..... "	6.00PM	Tues.	Wed.	Thur.	Fri.	Sat.	Sun.	Mon.	636	Ar Grand Canyon..... "	8.15PM	Tues.	Wed.	Thur.	Fri.	Sat.	Sun.	Mon.	636	Lv Williams..... A.T. & S.F.	8.30PM	Mon.	Tues.	Wed.	Thur.	Fri.	Sat.	Sun.
1735	Lv Williams..... A.T. & S.F.	6.30PM	Wed.	Thur.	Fri.	Sat.	Sun.	Mon.	Tues.	636	Lv Grand Canyon..... A.T. & S.F.	8.15PM	Tues.	Wed.	Thur.	Fri.	Sat.	Sun.	Mon.	636	Lv Williams..... A.T. & S.F.	8.30PM	Mon.	Tues.	Wed.	Thur.	Fri.	Sat.	Sun.
1735	Ar Grand Canyon..... "	6.30PM	Thur.	Fri.	Sat.	Sun.	Mon.	Tues.	Wed.	636	Lv Grand Canyon..... A.T. & S.F.	8.15PM	Tues.	Wed.	Thur.	Fri.	Sat.	Sun.	Mon.	636	Lv Williams..... A.T. & S.F.	8.30PM	Mon.	Tues.	Wed.	Thur.	Fri.	Sat.	Sun.
0	Lv Grand Canyon..... A.T. & S.F.	6.30PM	Fri.	Sat.	Sun.	Mon.	Tues.	Wed.	Thur.	636	Lv Grand Canyon..... A.T. & S.F.	8.15PM	Tues.	Wed.	Thur.	Fri.	Sat.	Sun.	Mon.	636	Lv Williams..... A.T. & S.F.	8.30PM	Mon.	Tues.	Wed.	Thur.	Fri.	Sat.	Sun.
0	Ar Williams..... "	6.45PM	Sat.	Sun.	Mon.	Tues.	Wed.	Thur.	Fri.	636	Lv Grand Canyon..... A.T. & S.F.	8.15PM	Tues.	Wed.	Thur.	Fri.	Sat.	Sun.	Mon.	636	Lv Williams..... A.T. & S.F.	8.30PM	Mon.	Tues.	Wed.	Thur.	Fri.	Sat.	Sun.
1735	Lv Williams..... A.T. & S.F.	6.00PM	Mon.	Tues.	Wed.	Thur.	Fri.	Sat.	Sun.	636	Lv Grand Canyon..... A.T. & S.F.	8.15PM	Tues.	Wed.	Thur.	Fri.	Sat.	Sun.	Mon.	636	Lv Williams..... A.T. & S.F.	8.30PM	Mon.	Tues.	Wed.	Thur.	Fri.	Sat.	Sun.
1735	Ar Ash Fork..... "	6.50PM	Tues.	Wed.	Thur.	Fri.	Sat.	Sun.	Mon.	636	Lv Grand Canyon..... A.T. & S.F.	8.15PM	Tues.	Wed.	Thur.	Fri.	Sat.	Sun.	Mon.	636	Lv Williams..... A.T. & S.F.	8.30PM	Mon.	Tues.	Wed.	Thur.	Fri.	Sat.	Sun.
1935	Ar Needles (P.S.T.)..... "	10.10PM	Wed.	Thur.	Fri.	Sat.	Sun.	Mon.	Tues.	636	Lv Grand Canyon..... A.T. & S.F.	8.15PM	Tues.	Wed.	Thur.	Fri.	Sat.	Sun.	Mon.	636	Lv Williams..... A.T. & S.F.	8.30PM	Mon.	Tues.	Wed.	Thur.	Fri.	Sat.	Sun.
2102	Ar Barstow..... "	3.15AM	Thur.	Fri.	Sat.	Sun.	Mon.	Tues.	Wed.	636	Lv Grand Canyon..... A.T. & S.F.	8.15PM	Tues.	Wed.	Thur.	Fri.	Sat.	Sun.	Mon.	636	Lv Williams..... A.T. & S.F.	8.30PM	Mon.	Tues.	Wed.	Thur.	Fri.	Sat.	Sun.
2183	Ar San Bernardino..... "	5.45AM	Fri.	Sat.	Sun.	Mon.	Tues.	Wed.	Thur.	636	Lv Grand Canyon..... A.T. & S.F.	8.15PM	Tues.	Wed.	Thur.	Fri.	Sat.	Sun.	Mon.	636	Lv Williams..... A.T. & S.F.	8.30PM	Mon.	Tues.	Wed.	Thur.	Fri.	Sat.	Sun.
2233	Ar Pasadena..... "	7.25AM	Sat.	Sun.	Mon.	Tues.	Wed.	Thur.	Fri.	636	Lv Grand Canyon..... A.T. & S.F.	8.15PM	Tues.	Wed.	Thur.	Fri.	Sat.	Sun.	Mon.	636	Lv Williams..... A.T. & S.F.	8.30PM	Mon.	Tues.	Wed.	Thur.	Fri.	Sat.	Sun.
2243	Ar Los Angeles..... "	8.00AM	Sun.	Mon.	Tues.	Wed.	Thur.	Fri.	Sat.	636	Lv Grand Canyon..... A.T. & S.F.	8.15PM	Tues.	Wed.	Thur.	Fri.	Sat.	Sun.	Mon.	636	Lv Williams..... A.T. & S.F.	8.30PM	Mon.	Tues.	Wed.	Thur.	Fri.	Sat.	Sun.
2243	Lv Los Angeles (P.S.T.) A.T. & S.F.	9.15AM	Mon.	Tues.	Wed.	Thur.	Fri.	Sat.	Sun.	636	Lv Grand Canyon..... A.T. & S.F.	8.15PM	Tues.	Wed.	Thur.	Fri.	Sat.	Sun.	Mon.	636	Lv Williams..... A.T. & S.F.	8.30PM	Mon.	Tues.	Wed.	Thur.	Fri.	Sat.	Sun.
2389	Ar San Diego..... "	12.30PM	Tues.	Wed.	Thur.	Fri.	Sat.	Sun.	Mon.	636	Lv Grand Canyon..... A.T. & S.F.	8.15PM	Tues.	Wed.	Thur.	Fri.	Sat.	Sun.	Mon.	636	Lv Williams..... A.T. & S.F.	8.30PM	Mon.	Tues.	Wed.	Thur.	Fri.	Sat.	Sun.
2102	Lv Barstow (P.S.T.)... A.T. & S.F.	9.45AM	Wed.	Thur.	Fri.	Sat.	Sun.	Mon.	Tues.	636	Lv Grand Canyon..... A.T. & S.F.	8.15PM	Tues.	Wed.	Thur.	Fri.	Sat.	Sun.	Mon.	636	Lv Williams..... A.T. & S.F.	8.30PM	Mon.	Tues.	Wed.	Thur.	Fri.	Sat.	Sun.
2243	Ar Bakerfield..... "	12.25PM	Thur.	Fri.	Sat.	Sun.	Mon.	Tues.	Wed.	636	Lv Grand Canyon..... A.T. & S.F.	8.15PM	Tues.	Wed.	Thur.	Fri.	Sat.	Sun.	Mon.	636	Lv Williams..... A.T. & S.F.	8.30PM	Mon.	Tues.	Wed.	Thur.	Fri.	Sat.	Sun.
2353	Ar Fresno..... "	5.15PM	Fri.	Sat.	Sun.	Mon.	Tues.	Wed.	Thur.	636	Lv Grand Canyon..... A.T. & S.F.	8.15PM	Tues.	Wed.	Thur.	Fri.	Sat.	Sun.	Mon.	636	Lv Williams..... A.T. & S.F.	8.30PM	Mon.	Tues.	Wed.	Thur.	Fri.	Sat.	Sun.
2563	Ar San Francisco..... "	9.32PM	Sat.	Sun.	Mon.	Tues.	Wed.	Thur.	Fri.	636	Lv Grand Canyon..... A.T. & S.F.	8.15PM	Tues.	Wed.	Thur.	Fri.	Sat.	Sun.	Mon.	636	Lv Williams..... A.T. & S.F.	8.30PM	Mon.	Tues.	Wed.	Thur.	Fri.	Sat.	Sun.

Connecting Trains

0	Lv Denver (U.D.)... A.T. & S.F.	4.20PM	Mon.	Tues.	Wed.	Thur.	Fri.	Sat.	Sun.
75	Lv Colorado Springs..... "	6.40PM	Tues.	Wed.	Thur.	Fri.	Sat.	Sun.	Mon.
119	Lv Pueblo..... "	7.45PM	Wed.	Thur.	Fri.	Sat.	Sun.	Mon.	Tues.
183	Ar La Junta..... "	9.15PM	Thur.	Fri.	Sat.	Sun.	Mon.	Tues.	Wed.
0	Lv Los Angeles..... Sou. Pac.	8.15AM	Wed.	Thur.	Fri.	Sat.	Sun.	Mon.	Tues.
8	Lv Glendale..... "	8.37AM	Thur.	Fri.	Sat.	Sun.	Mon.	Tues.	Wed.
104	Ar Santa Barbara..... "	10.32AM	Fri.	Sat.	Sun.	Mon.	Tues.	Wed.	Thur.
0	Lv San Bernardino..... A.T. & S.F.	5.45AM	Wed.	Thur.	Fri.	Sat.	Sun.	Mon.	Tues.
10	Ar Riverside..... "	6.05AM	Thur.	Fri.	Sat.	Sun.	Mon.	Tues.	Wed.

Equipment

No. 3. Daily. (The California Limited). No Extra Fare. (Valet, Maid, Barber service and Bath. Daily market reports and news bulletins.) Pullmans ready 8.45 p.m. COMPLETELY AIR-CONDITIONED.

Sleeping Car.... Denver to Los Angeles—10 Sec., D. R., 2 Comps. (on No. 13-14 to La Junta).
 Chicago to Los Angeles—10 Sec., 2 D. R.
 Chicago to Los Angeles—6 Comps., 3 D. R.
 Chicago to Los Angeles—12 Sec., D. R.
 Dining Car..... Chicago to Los Angeles. (Fred Harvey service).
 Santa Fe Cafe-Obs. Car. Barstow to Oakland (on connecting train).
 Club-Lounge Car. Chicago to Los Angeles.
 Sleeping Car.... Chicago to San Diego—8 Sec., D. R., 2 Comps. (on No. 72 from Los Angeles).
 Chicago to San Francisco—10 Sec., 2 D. R. (on No. 23 from Barstow).
 Chicago to Kansas City—10 Sec., 2 D. R.
 Chicago to Kansas City—10 Sec., Lounge.
 St. Louis to Los Angeles—8 Sec., D. R., 2 Comps., dally, alternating via C. B. & Q.-Alton; Mo. Pac. and Wabash, to Kansas City as follows: (And similarly thereafter).
 Via C. B. & Q.-Alton, July 11, 14, 17, 20, 23, 26, 29, Aug. 1, 4, 7, 10, 13, 16, 19.
 Via Mo. Pac., July 12, 15, 18, 21, 24, 27, 30, Aug. 2, 5, 8, 11, 14, 17, 20.
 Via Wabash, July 13, 16, 19, 22, 25, 28, 31, Aug. 3, 6, 9, 12, 15, 18, 21.
 Observation Car. Chicago to Los Angeles—3 Comps., 2 D. R.
 Santa Fe Obs.-Parlor Car. Los Angeles to San Diego (on connecting train).

Equipment

No. 4. Daily. (The California Limited). No Extra Fare. (Valet, Maid, Barber service and Bath. Daily market reports and news bulletins.) Pullmans ready 7.30 p.m. COMPLETELY AIR-CONDITIONED.

Sleeping Car.... Los Angeles to Denver—10 Sec., D. R., 2 Comps. (on No. 13-14 from La Junta).
 San Diego to Chicago—8 Sec., D. R., 2 Comps. (on No. 73 to Los Angeles).
 Los Angeles to Chicago—6 Comps., 3 D. R.
 Dining Car..... Los Angeles to Chicago. (Fred Harvey service).
 Santa Fe Cafe-Obs. Car. Oakland to Barstow (on connecting train).
 Club-Lounge Car. Los Angeles to Chicago.
 Sleeping Car.... Los Angeles to Chicago—12 Sec., D. R.
 Los Angeles to Chicago—10 Sec., 2 D. R.
 San Francisco to Chicago—10 Sec., 2 D. R. (on No. 2 to Barstow).
 Los Angeles to St. Louis—8 Sec., D. R., 2 Comps. (alternating via C. B. & Q.-Alton, Mo. Pac. and Wabash from Kansas City as follows: (And similarly thereafter).
 Via C. B. & Q.-Alton, July 11, 14, 17, 20, 23, 26, 29, Aug. 1, 4, 7, 10, 13, 16, 19.
 Via Mo. Pac., July 12, 15, 18, 21, 24, 27, 30, Aug. 2, 5, 8, 11, 14, 17, 20.
 Via Wabash, July 13, 16, 19, 22, 25, 28, 31, Aug. 3, 6, 9, 12, 15, 18.
 Kansas City to Chicago—10 Sec., 2 D. R.
 Observation Car. Los Angeles to Chicago—3 Comps., 2 D. R.
 Santa Fe Obs.-Parlor Car. San Diego to Los Angeles (on connecting train).

EXPLANATORY NOTES

Sec.—Section; Comps.—Compartments; D. R.—Drawing Room; Obs.—Observation. C.S.T.—Central Standard Time. M.S.T.—Mountain Standard Time. P.S.T.—Pacific Standard Time.

Ⓜ Motor Bus, Railroad tickets exchanged Williams or Grand Canyon for motor tickets without additional charge. Certain employee and other Special Fare Tickets exchanged only on payment of difference. Ⓞ Passengers on A. T. & S. F. No. 3 for Sou. Pac. points may make connection with S. P. No. 99 at Glendale by motor transfer from Pasadena, taxi fare \$2.35 one to five passengers.



(D) Chicago, Kansas City and California (Limited Service)

WEST—Via La Junta and Albuquerque										EAST—Via Albuquerque and La Junta										
Mls.	STATIONS	23 Daily	THE GRAND CANYON LIMITED No Extra Fare							Mls.	STATIONS	24 Daily	THE GRAND CANYON LIMITED No Extra Fare							
0	Lv Chicago (C.S.T.)... A.T. & S.F.	11.35PM	Sun.	Mon.	Tues.	Wed.	Thur.	Fri.	Sat.	0	Lv San Francisco (P.S.T.) A.T. & S.F.	11.00PM	Sat.	Sun.	Mon.	Tues.	Wed.	Thur.	Fri.	Sat.
451	Ar Kansas City..... "	11.00AM	Mon.	Tues.	Wed.	Thur.	Fri.	Sat.	Sun.	210	Fresno..... "	5.15AM	Sun.	Mon.	Tues.	Wed.	Thur.	Fri.	Sat.	Sun.
Daily Mo. Pac. Wabash C. B. & Q. Alton 11.59PM 11.45PM 12.30AM 12.30AM 7.30AM 7.45AM 7.45AM 7.45AM										Daily Mo. Pac. Wabash C. B. & Q. Alton 11.59PM 11.45PM 12.30AM 12.30AM 7.30AM 7.45AM 7.45AM 7.45AM										
451	Lv Kansas City..... A.T. & S.F.	12.01PM	Mon.	Tues.	Wed.	Thur.	Fri.	Sat.	Sun.	126	Lv Los Angeles (P.S.T.) A.T. & S.F.	7.20AM	Sun.	Mon.	Tues.	Wed.	Thur.	Fri.	Sat.	Sun.
517	Ar Topeka..... "	2.10PM	Tues.	Wed.	Thur.	Fri.	Sat.	Sun.	Mon.	126	Ar Los Angeles..... "	10.20AM	Mon.	Tues.	Wed.	Thur.	Fri.	Sat.	Sun.	Mon.
651	Ar Newton..... "	6.10PM	Wed.	Thur.	Fri.	Sat.	Sun.	Mon.	Tues.	126	Lv Los Angeles..... A.T. & S.F.	12.15PM	Tues.	Wed.	Thur.	Fri.	Sat.	Sun.	Mon.	Tues.
1007	Ar La Junta (M.S.T.)..... "	1.50AM	Thur.	Fri.	Sat.	Sun.	Mon.	Tues.	Wed.	126	Ar Los Angeles..... "	12.55PM	Wed.	Thur.	Fri.	Sat.	Sun.	Mon.	Tues.	Wed.
1353	Ar Albuquerque..... "	12.20PM	Fri.	Sat.	Sun.	Mon.	Tues.	Wed.	Thur.	126	Lv Los Angeles..... A.T. & S.F.	2.25PM	Thur.	Fri.	Sat.	Sun.	Mon.	Tues.	Wed.	Thur.
1735	Ar Williams..... "	10.20PM	Sat.	Sun.	Mon.	Tues.	Wed.	Thur.	Fri.	126	Ar Los Angeles..... "	5.00PM	Fri.	Sat.	Sun.	Mon.	Tues.	Wed.	Thur.	Fri.
1735	Lv Williams..... A.T. & S.F.	5.25AM	Mon.	Tues.	Wed.	Thur.	Fri.	Sat.	Sun.	126	Lv Los Angeles..... A.T. & S.F.	3.55AM	Sat.	Sun.	Mon.	Tues.	Wed.	Thur.	Fri.	Sat.
1799	Ar Grand Canyon..... "	7.45AM	Tues.	Wed.	Thur.	Fri.	Sat.	Sun.	Mon.	126	Ar Los Angeles..... "	4.50AM	Sun.	Mon.	Tues.	Wed.	Thur.	Fri.	Sat.	Sun.
0	Lv Grand Canyon..... A.T. & S.F.	8.00PM	Mon.	Tues.	Wed.	Thur.	Fri.	Sat.	Sun.	126	Lv Los Angeles..... A.T. & S.F.	5.25AM	Mon.	Tues.	Wed.	Thur.	Fri.	Sat.	Sun.	Mon.
64	Ar Williams..... "	10.10PM	Tues.	Wed.	Thur.	Fri.	Sat.	Sun.	Mon.	126	Ar Grand Canyon..... "	7.45AM	Tues.	Wed.	Thur.	Fri.	Sat.	Sun.	Mon.	Tues.
1735	Lv Williams..... A.T. & S.F.	10.40PM	Wed.																	

(G)

Chicago, Kansas City and Phoenix

Tickets reading between Albuquerque or Belen and East, and Barstow, Cal. and beyond, or vice versa will be honored via Phoenix, without additional charge, upon application to train conductor.

Table with columns for train numbers (23-47, 49, 44-2, 42-24, 42-20, 42-10), routes (Grand Canyon Limited, The Scout, The Navajo), and stations (Dearborn Station, Chicago, Kansas City, Topeka, Newton, Emporia, Lawrence, Topeka, Kansas City, St. Louis).

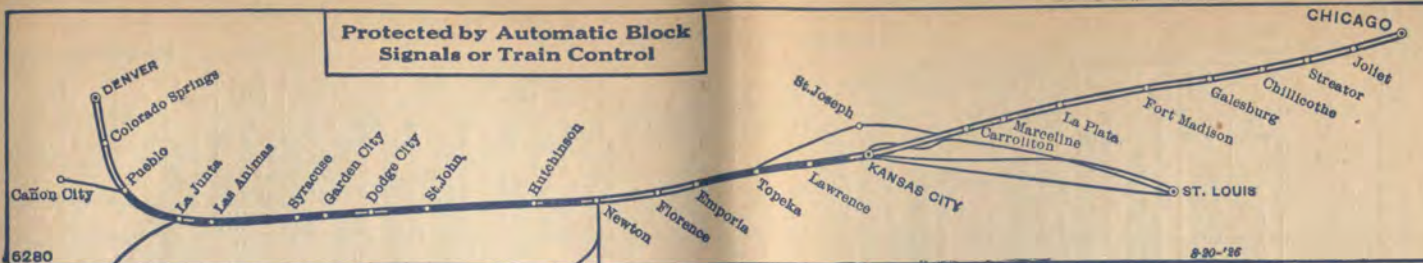
Equipment—AC Indicates Air-Conditioned equipment.

No. 19—Chicago to Ash Fork. (The Chief). Extra Fare. No. 47—Ash Fork to Phoenix. Daily. No. 42—Phoenix to Ash Fork. No. 24—Ash Fork to Chicago. (The Grand Canyon Limited) Daily. No. 23—Chicago to Ash Fork. (The Grand Canyon Limited). No. 44—Prescott to Ash Fork. No. 2 Ash Fork to Chicago. (The Scout). Daily.

(H) Phoenix and California

Table with columns for WEST—Read down and EAST—Read up, listing train numbers, routes, and stations (Phoenix, Wickenburg, Salome, Parker, Rice, Cadiz, Barstow, San Bernardino, Los Angeles, San Diego, San Francisco).

Explanatory Notes: Sec.—Section; D. R.—Drawing-room; Comp.—Compartment; Obs.—Observation. C.S.T.—Central Standard Time. M.S.T.—Mountain Standard Time. P.S.T.—Pacific Standard Time.



(I) WEST—Read down Chicago, Kansas City, Kansas and Colorado EAST—Read up

Table with columns for train numbers (23-15, 19-13-14, 9-27-11, 23-15, 5-6, 19-13-14, 9-27-11, 23-15, 5-6, 19-13-14, 9-27-11), routes (Grand Canyon Limited, The Chief, Bus-C&S), and stations (Central Standard Time, Mountain Standard Time).

Equipment AC Indicates Air-Conditioned equipment

No. 9—Chicago to Kansas City; No. 27—Kansas City to Newton; No. 11—Newton to La Junta; No. 13—La Junta to Pueblo; No. 14—Pueblo to Denver. Daily. No. 19—Chicago to La Junta; No. 13—La Junta to Pueblo; No. 14—Pueblo to Denver. Daily.

No. 23—Chicago to Kansas City; No. 15—Kansas City to La Junta; No. 5—La Junta to Pueblo; No. 6—Pueblo to Denver. Daily. No. 5—Denver to Pueblo; No. 6—Pueblo to La Junta; No. 16—La Junta to Newton; No. 24—Newton to Kansas City; No. 8—Kansas City to Chicago. Daily.

Explanatory Notes: Sec.—Section; D. R.—Drawing-room; Comp.—Compartment; Obs.—Observation. † Except Sunday. D—D. & R. G. W. A Stops to receive paying passengers for beyond La Junta.

Equipment AC Indicates Air-Conditioned equipment

C&S No. 27—Denver to Pueblo; No. 12—Pueblo to Newton; No. 28—Newton to Kansas City; No. 10—Kansas City to Chicago. Daily. No. 5—Denver to Pueblo; No. 6—Pueblo to La Junta; No. 24—La Junta to Chicago. Daily.

No. 5—Denver to Pueblo; No. 6—Pueblo to La Junta; No. 16—La Junta to Newton; No. 24—Newton to Kansas City; No. 8—Kansas City to Chicago. Daily. No. 5—Denver to Pueblo; No. 6—Pueblo to La Junta; No. 16—La Junta to Newton; No. 24—Newton to Kansas City; No. 8—Kansas City to Chicago. Daily.

MILEAGE OF LINES OPERATED table with columns for route (Atchison, Topeka & Santa Fe Ry., Panhandle and Santa Fe Ry., Gulf, Colorado & Santa Fe Ry.) and mileage (9,578, 1,579, 2,135, 13,992).

(J) WEST—Read down Chicago and Kansas City EAST—Read up

Table with columns for stations (No. 23 Daily, No. 3 Daily, No. 1 Daily, No. 5 Daily, No. 17 Tues., No. 19 Daily, No. 9 Daily, No. 15 Daily, Mis., STATIONS Central Standard Time, No. 20 Daily, No. 18 Sun., No. 10 Daily, No. 8 Daily, No. 2 Daily, No. 24 Daily, No. 4 Daily, No. 6 Daily) and rows for various train services.

Equipment—A C indicates Air-Conditioned equipment. No. 1—Daily. (The Scout). Chicago to Kansas City—A C—Lounge Car. A C—Tourist Sleepers. A C—Chair Car. A C—Dining Car.

Equipment—A C indicates Air-Conditioned equipment. No. 2—Daily. (The Scout). Kansas City to Chicago—A C—Lounge Car. A C—Chair Car. A C—Tourist Sleepers. A C—Dining Car.

(K) WEST and SOUTH—Read down Chicago, Kansas City and Tulsa NORTH and EAST—Read up

Table with columns for stations (15-51 Daily, Example, 5-49 Daily, Example, 9-47 Daily, Example, Mis., Central Standard Time, 50-24 Daily, Example, 48-10 Daily, Example, 52-8 Daily, Example) and rows for various train services.

Equipment A C indicates Air-Conditioned equipment. No. 9—Chicago to Kansas City; No. 47—Kansas City to Tulsa. Daily. Sleeping Car A C—Chicago to Tulsa—10 Sec., D. R. (on No. 9 from Kansas City).

Equipment A C indicates Air-Conditioned equipment. No. 50—Tulsa to Kansas City; No. 24—Kansas City to Chicago. Daily. (Oil Flyer). A C—Club-Lounge Car. Kansas City to Chicago.

Explanatory Notes: D. R.—Drawing-room; Comp.—Compartment; Sec.—Section; Obs.—Observation. † Except Sunday. ‡ Flag stop. A Stops to receive passengers for Chicago and beyond.



(L) Central Kansas, Panhandle and Pecos Valley

Table with columns for stations (Mls., STATIONS, 1-16 Daily, The Scout Example, 9-25 Daily, The Navajo Example) and rows for various train services.

ISLETA DETOUR Off and On Same Train \$1.50

Westbound—Passengers on Grand Canyon Limited (No. 23) detrain at Albuquerque, New Mexico, motor thirteen miles southwest to the ancient, inhabited Indian pueblo of Isleta, and board same train at Isleta station.

Equipment A C indicates Air-Conditioned equipment. No. 1—Chicago to Belen; No. 16—Belen to Albuquerque. Daily. (The Scout). Lounge Car A C—Chicago to Belen. (Courier-Nurse).

Explanatory Notes: Sec.—Section; D. R.—Drawing-room; Comp.—Compartment; Obs.—Observation. M.S.T.—Mountain Standard Time. C.S.T.—Central Standard Time. † Daily except Sunday. ‡ Ready 10.00 p.m. at Kansas City. ▲—Sleeper ready 9.30 p.m.

Chicago, Kansas, Oklahoma and Texas

(M) WEST and SOUTH—Via Purcell. Table with columns for Mls., Central Standard Time, and various train numbers and routes.

Connecting Trains. Table listing connections between various stations like Dallas, Ft. Worth, and Brownwood.

Equipment. A C Indicates Air-Conditioned equipment. No. 5-Chicago to Galveston. Daily. (The Ranger). No. 6-Galveston to Chicago. Daily. (The Ranger).

Explanatory Notes: Sec.—Section; D. R.—Drawing-room; Obs.—Observation. Sleeping car ready at Wichita at 9.00 p.m.



(N) New Orleans, Texas and California

WEST—Via Houston and Clovis

Table listing train schedules for the West route via Houston and Clovis, including stations like New Orleans, Houston, and Galveston.

EAST—Via Clovis and Houston

Table listing train schedules for the East route via Clovis and Houston, including stations like San Francisco, Los Angeles, and New Orleans.

Connecting Trains

Table listing connecting train schedules between various stations such as Dallas, Ft. Worth, and Brownwood.

Equipment

A C Indicates Air-Conditioned equipment. No. 3-New Orleans to Houston; No. 6-Houston to Temple; No. 75-Temple to Sweetwater; No. 92-Sweetwater to Texico; No. 97-Texico to Clovis; No. 9-Clovis to California.

Explanatory Notes: Sec.—Section; D. R.—Drawing-room; Obs.—Observation. f Flag stop. C.S.T.—Central Standard Time.


Connecting Trains

Table listing connecting train schedules between various stations such as San Antonio, Galveston, and Houston.

Equipment

A C indicates Air-Conditioned equipment. No. 10-Los Angeles to Clovis; No. 98-Clovis to Texico; No. 91-Texico to Sweetwater; No. 75-Sweetwater to Temple; No. 5-Temple to Houston; No. 4-Houston to New Orleans.

Explanatory Notes: Sec.—Section; D. R.—Drawing-room; Obs.—Observation. f Flag stop. C.S.T.—Central Standard Time.



(O) Texas, Oklahoma and California

NORTH and WEST—Read down **Via Newton and La Junta** **EAST and SOUTH—Read up**

16-1 Daily	Ex-ample	6-23 Daily	Ex-ample	16-3 Daily	Ex-ample	Mls.	STATIONS	2-15 Daily	Ex-ample	24-5 Daily	Ex-ample	4-15 Daily	Ex-ample	10-27 Daily	Ex-ample
7:30 AM	Su.	7:45 PM	Su.	7:30 AM	Su.	0	G. C. & S. F. Ry.	7:45 PM	We.	7:45 AM	Th.	7:45 PM	We.		
9:15 AM	"	9:30 PM	"	9:15 AM	"	53	Lv Galveston (C.S.T.)	6:00 AM	"	7:15 AM	"	6:00 AM	"		
2:30 PM	"	1:25 Mo.	"	2:30 PM	"	175	" Houston	12:44 AM	"	3:23 AM	"	12:44 AM	"		
6:25 PM	"	5:35 PM	"	6:25 PM	"	318	" Milano	8:45 AM	"	11:40 AM	We.	8:45 AM	"		
7:15 PM	"	6:20 PM	"	7:15 PM	"	346	" Cleburne	8:00 AM	"	11:00 AM	"	8:00 AM	"		
10:00 AM	Su.	6:45 Mo.	"	10:00 AM	Su.	0	Lv Dallas	7:45 AM	We.	12:01 AM	Th.	7:45 AM	We.	2:45 Tu.	
10:45 AM	"	7:45 Mo.	"	10:45 AM	"	31	Lv Ft. Worth	6:55 AM	"	11:05 AM	We.	6:55 AM	"	1:45 Tu.	
11:10 AM	Su.	8:00 Mo.	"	11:10 AM	Su.	346	Lv Ft. Worth	6:25 AM	We.	10:25 AM	We.	6:25 AM	We.	1:25 Tu.	
12:26 PM	Mo.	9:24 Mo.	"	12:26 PM	Mo.	411	Lv Gainesville	4:57 AM	"	9:06 AM	"	4:57 AM	"	11:48 AM	"
4:20 AM	"	1:05 Tu.	"	4:20 AM	"	551	A. T. & S. F. Ry.	12:20 AM	"	5:15 AM	"	12:20 AM	"	7:45 AM	"
8:20 AM	"	5:20 Tu.	"	8:20 AM	"	723	" Oklahoma City	12:20 AM	"	1:01 AM	"	7:35 AM	Tu.	3:35 AM	"
9:00 AM	"	6:00 Tu.	"	9:00 AM	"	750	" Wichita	6:55 AM	Tu.	12:22 AM	"	6:55 AM	"	2:55 AM	"
2:05 PM	"	6:10 Tu.	"	2:05 PM	"	750	" Newton	3:05 AM	"	11:40 AM	"	5:10 AM	"	2:55 AM	"
4:20 AM	"	1:25 Tu.	"	4:20 AM	"	1105	Lv La Junta (M.S.T.)	2:10 AM	"	8:00 AM	"	8:00 AM	"	8:00 AM	"
8:20 AM	"	7:55 Tu.	"	8:20 AM	"	1320	" Las Vegas	3:15 AM	"	7:25 AM	Tu.	1:30 AM	"	3:35 AM	"
9:00 AM	"	6:00 Tu.	"	9:00 AM	"	1452	" Albuquerque	3:10 AM	"	9:45 AM	Mo.	9:45 AM	Mo.	2:08 AM	Mo.
2:05 PM	"	6:33 Tu.	"	2:05 PM	"	1708	" Holbrook	2:05 AM	Mo.	8:23 AM	"	2:08 AM	Mo.	2:08 AM	Mo.
4:35 AM	"	7:15 Tu.	"	4:35 AM	"	1741	" Winslow	1:20 AM	"	7:40 AM	"	2:50 AM	"	1:30 AM	"
7:00 AM	"	6:00 Tu.	"	7:00 AM	"	1833	" Williams	10:55 AM	"	5:10 AM	"	12:30 AM	"	11:25 AM	Su.
12:30 PM	"	7:45 We.	"	12:30 PM	"	1897	Lv Grand Canyon	8:00 AM	Mo.	8:00 AM	Mo.	8:00 AM	Mo.	8:00 AM	Su.
8:15 AM	"	8:00 Tu.	"	8:15 AM	"	1897	Lv Grand Canyon	12:45 AM	"	7:45 AM	Tu.	8:15 AM	Mo.	7:45 AM	Mo.
5:50 AM	Tu.	11:25 Tu.	"	5:50 AM	Tu.	1856	" Ash Fork	3:20 AM	Mo.	3:55 AM	Mo.	10:25 AM	Mo.	10:25 AM	Mo.
9:35 AM	"	2:50 We.	"	9:35 AM	"	2032	" Needles (P.S.T.)	3:20 AM	"	8:50 AM	Mo.	4:30 AM	"	4:10 AM	"
2:10 PM	We.	7:20 We.	"	2:10 PM	We.	2200	" Barstow	11:30 AM	Su.	5:00 AM	"	12:40 AM	"	12:35 AM	"
4:35 AM	"	10:10 We.	"	4:35 AM	"	2281	" San Bernardino	9:00 AM	"	2:25 AM	"	10:10 AM	Su.	9:50 AM	"
7:00 AM	"	12:20 We.	"	7:00 AM	"	2341	" Los Angeles	7:05 AM	"	12:15 AM	"	8:15 AM	"	8:00 AM	"
12:30 PM	"	5:15 We.	"	12:30 PM	"	2467	" San Diego	3:00 AM	"	7:20 AM	"	3:00 AM	"	3:00 AM	"
8:12:25 PM	We.	12:25 We.	"	8:12:25 PM	We.	2341	Lv Bakersfield	7:10 AM	Su.	8:15 AM	Mo.	7:10 AM	Su.	8:15 AM	Su.
8:50 PM	"	6:50 We.	"	8:50 PM	"	2654	" Oakland	10:53 AM	"	10:53 AM	"	10:53 AM	"	10:53 AM	"
9:32 PM	"	9:32 We.	"	9:32 PM	"	2661	" San Francisco	10:20 AM	"	10:20 AM	"	10:20 AM	"	10:20 AM	"

Connecting Trains

5:37 Su.	5:32 Su.	5:37 Su.	0	Lv Beaumont (Mo. Pac.)	11:54 We.
7:45 Su.	7:50 Su.	7:45 Su.	90	Lv Houston	9:45 We.
1:30 Su.	1:30 Su.	1:30 Su.	0	Lv San Antonio (M.K.T.)	4:30 We.
9:45 Su.	7:40 Mo.	9:45 Su.	280	Lv Fort Worth	9:40 We.

Equipment

A C Indicates Air-Conditioned equipment
 No. 16—Galveston to Newton; No. 23—Newton to California. Daily. (The California Limited).
A C—Lounge Car. Newton to Los Angeles.
A C—Dining Car. Dallas to Kansas City—12 Sec., D. R. (on No. 16 from Newton).
A C—Dining Car. Dallas to Oklahoma City—14 Sec. May be occupied until 8:00 a.m.
A C—Chicago to Los Angeles—10 Sec., 2 D. R. and 14 Sec. (on No. 3 to Newton).
A C—Chicago to San Diego—8 Sec., D. R., 2 Comps. (on No. 3 to Newton; on No. 72 from Los Angeles).
A C—Chicago to San Francisco—10 Sec., 2 D. R., (on No. 3 to Newton; on No. 23 from Barstow).
A C—Chicago to Los Angeles—3 Comps., 2 D. R., Obs.—6 Comps., 3 D. R.
A C—St. Louis to Los Angeles—8 Sec., D. R., 2 Comps. (on No. 3 to Newton).
A C—Santa Fe Obs.—Parlor Car Los Angeles to San Diego. **A C**—Chair Car. Galveston to Ft. Worth.
A C—Dallas to Newton.
A C—Dining Car Serves all meals west of Newton. (Fred Harvey service).

No. 6—Galveston to Newton; No. 23—Newton to California. Daily. (The Grand Canyon Limited).
A C—Santa Fe Parlor-Club Car. Ft. Worth to Newton. **A C**—Club Car. Newton to Los Angeles.
A C—Galveston to Chicago—10 Sec., D. R., 2 Comps. (on No. 6 from Newton).
A C—San Antonio to Chicago—10 Sec., Obs. (on Mo. Pac. No. 18 to Fort Worth; on No. 6 from Newton).
A C—Galveston to Denver—12 Sec., D. R. (on 15-5-6 from Newton).
A C—Oklahoma City to Chicago—10 Sec., D. R., 2 Comps. (on No. 6 from Newton).
A C—Wichita to Denver—12 Sec., D. R. (on No. 15-5-6 from Newton).
A C—Chicago to Los Angeles (via Grand Canyon)—10 Sec., D. R., 2 Comps. (on No. 23 to Newton).
A C—Chicago to Los Angeles—10 Sec., Obs. and 8 Sec. D. R., 2 Comps. (on No. 23 to Newton).
A C—Callup to Phoenix—10 Sec., 2 D. R. (on No. 47 from Ash Fork).
A C—Tourist Sleeper. Newton to Los Angeles. (via Grand Canyon). Denver to Los Angeles (on No. 5-6 to La Junta).
A C—Cafe-Obs. Car. Barstow to Oakland.
A C—Dining Car. Ft. Worth to Newton. Newton to California (Fred Harvey Service).
A C—Chair Car. Galveston to Newton. **A C**—Newton to Los Angeles. Tray service Ft. Worth to Newton. (Ladies' Lounge. Free pillows.) **A C**—Newton to Oakland
 For equipment of No. 1 (The Scout) see Table F, page 17.

Equipment

A C Indicates Air-Conditioned equipment
 No. 24—California to Newton; No. 5—Newton to Galveston. Daily. (The Grand Canyon Limited).
A C—Club Car. Los Angeles to Newton. **A C**—Santa Fe Parlor-Club Car. Newton to Ft. Worth.
A C—Los Angeles to Chicago—8 Sec., D. R., 2 Comps. (on No. 24 from Newton).
A C—Los Angeles to Chicago—8 Sec., D. R., 2 Comps. (on No. 24 from Newton).
A C—Los Angeles to Chicago (via Grand Canyon)—10 Sec., D. R., 2 Comps. (on No. 24 from Newton).
A C—Phoenix to Gallup—10 Sec., 2 D. R. (on No. 42 to Ash Fork).
A C—Denver to Galveston—12 Sec., D. R. (on No. 5-6-24 to Newton).
A C—Chicago to Oklahoma City—10 Sec., D. R., 2 Comps. (on No. 5 to Newton).
A C—Chicago to San Antonio—10 Sec., Obs. (on No. 5 to Newton from Mo. Pac. No. 17 from Ft. Worth).
A C—Chicago to Galveston—10 Sec., D. R., 2 Comps. (on No. 5 to Newton).
A C—Dallas to Galveston—10 Sec., Lounge (on No. 66 to Ft. Worth).
A C—Tourist Sleeper. Los Angeles to Newton. Los Angeles to Newton (via Grand Canyon)—(Mon., Wed. and Sat., beginning June 2, 1937).
A C—Dining Car. California to Newton. Newton to Ft. Worth. (Fred Harvey service).
A C—Chair Car. Los Angeles to Newton; Newton to Galveston (Ladies' Lounge. Free pillows) Tray service Newton to Ft. Worth.
 No. 4—California to Newton; No. 15—Newton to Galveston. Daily. (The California Limited).
A C—Lounge Car. Los Angeles to Newton.
A C—Los Angeles to Chicago—14 Sec. (on No. 4 from Newton).
A C—Los Angeles to St. Louis—8 Sec., D. R., 2 Comps. (on No. 4 from Newton).
A C—San Diego to Chicago—8 Sec., D. R., 2 Comps. (on No. 4 from Newton).
A C—San Francisco to Chicago—10 Sec., 2 D. R. (on No. 2 to Barstow).
A C—Los Angeles to Chicago—3 Comp., 2 D. R. Obs.—6 Comps., 3 D. R.—10 Sec., 2 D. R.
A C—Kansas City to Dallas—12 Sec., D. R. (on No. 15 to Newton).
A C—Oklahoma City to Dallas—14 Sec.
A C—Dining Car Los Angeles to Chicago (on No. 4 from Newton).
A C—Chair Car. Newton to Galveston (with changes). (Ladies' Lounge. Free pillows.) **A C**—Kansas City to Dallas.
 For equipment No. 10—California to Newton, see Table E, page 16.

(P) Tulsa, Albuquerque and California

Read down	WEST and EAST				Read up
	49-13-9	Exam-ple	Mls.	STATIONS	10-14-49
	11:40 PM	Sun.	0	Lv Tulsa	3:59 PM
	12:59 AM	Mon.	49.9	Lv Bartlesville	2:21 PM
	3:30 AM	"	90.9	Lv Independence	11:05 AM
	6:04 AM	"	172.5	Lv Winfield	8:00 AM
	7:10 AM	"	197.2	Lv Wellington	1:10 AM
	8:02 AM	"	232.1	Lv Harper	12:15 AM
	9:55 AM	"	303.8	Lv Waynoka	10:30 PM
	3:30 PM	"	510.1	Lv Amarillo	4:55 PM
	5:55 PM	"	613.8	Lv Clovis	2:25 PM
	5:10 PM	"	613.8	Lv Mount. Stand. Time	
	10:45 PM	"	853.6	Lv Clovis	12:55 PM
	11:50 PM	Mon.	883.8	Lv Belen	7:35 AM
	9:45 AM	Tues.	1282.2	Lv Albuquerque	6:20 AM
	9:20 PM	Tues.	1804.9	Lv Grand Canyon	8:00 PM
	4:10 AM	Wed.	1931.1	Lv Los Angeles	3:00 AM
	6:52 AM	"	2124.9	Lv San Diego	11:00 PM
				Lv San Francisco	11:00 PM

Equipment

No. 48—Tulsa to Independence; No. 13—Motor, Independence to Wellington; No. 9—Wellington to California. Daily.
 For equipment, Wellington to California, see Train 9, table E, page 16.
 No. 10—California to Wellington; No. 14—Motor, Wellington to Independence; No. 49—Independence to Tulsa. Daily.
 For equipment, California to Wellington, see Train 10, table E, page 16.

(Q) Paris, Dallas and Galveston

Read down	WEST and EAST				Read up
	9-709-68	Exam-ple	Mls.	STATIONS	6-65-67
	11:59 PM	Sun.	0	Lv St. Louis	8:00 AM
	5:45 AM	Mon.	239	Lv Springfield	12:47 AM
	11:55 AM	"	417	Lv Ft. Smith	5:45 PM
	4:50 PM	"	586	Lv Paris	1:00 PM
	5:00 PM	"	586	Lv Via G. C. & S. F.	12:55 PM
	8:40 PM	"	687	Lv Dallas	9:05 AM
	10:00 PM	"	687	Lv Dallas	7:45 AM
	10:45 PM	"	718	Lv Ft. Worth	6:55 AM
	11:00 PM	"	718	Lv Ft. Worth	6:20 AM
	11:40 PM	"	747	Lv Cleburne	5:35 AM
	2:00 AM	Tues.	846	Lv Temple	2:55 AM
	3:23 AM	"	890	Lv Milano	1:25 AM
	4:09 AM	Tues.	0	Lv Milano	12:57 AM
	7:40 AM	"	150	Lv San Antonio	8:40 PM
	3:23 AM	Tues.	890	Lv Via G. C. & S. F.	1:25 AM
	7:15 AM	"	1084	Lv Houston	9:30 PM
	9:00 AM	"	1065	Lv Galveston	7:45 PM

Equipment

A C Indicates Air-Conditioned equipment
 No. 66—Dallas to Ft. Worth; No. 5—Ft. Worth to Galveston. Daily.
A C—Dining Car. Dallas to Galveston—10 Sec., Lounge.
A C—Denver to Galveston—12 Sec., D. R. (on No. 5-6-24-5 to Ft. Worth).
A C—Dallas to San Angelo—12 Sec., D. R. (on No. 77 from Ft. Worth).
A C—Chair Car. Paris to Ft. Worth. **A C**—Ft. Worth to Galveston.
 No. 8—Galveston to Ft. Worth; No. 65—Ft. Worth to Dallas. Daily.
A C—Galveston to Dallas—10 Sec., Lounge.
A C—Galveston to Denver—12 Sec., D. R. (on No. 6-15-5-6 from Ft. Worth).
A C—San Angelo to Dallas—12 Sec., D. R. (on No. 78 to Ft. Worth).
 Chair Car. **A C**—Galveston to Ft. Worth. **A C**—Ft. Worth to Paris.

EXPLANATORY NOTES

Sec = Section; D. R. = Drawing-room; Comps. = Compartments; Obs. = Observation; U. D. = Union Depot. ☒ Bus service. Regular railroad tickets may be exchanged for motor tickets without additional charge. Certain employee and other Special Rate tickets may be exchanged only on payment of the difference. A Main St. Station. C Via Mo. Pac. Lines.

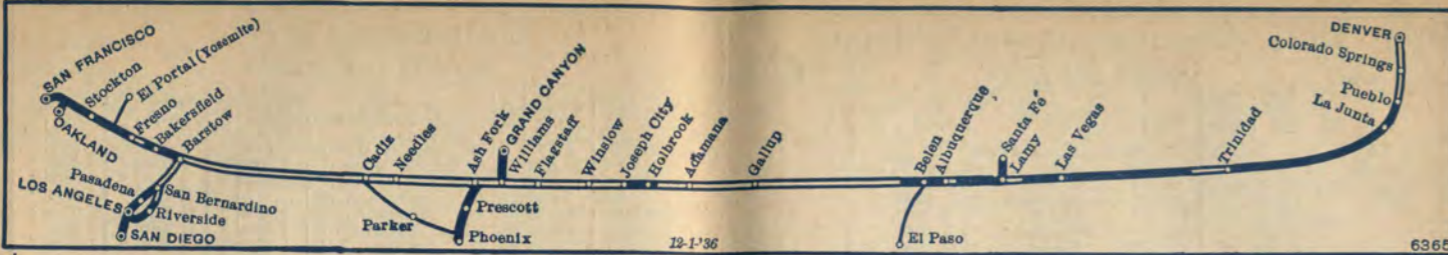
(R) Colorado and El Paso

Read down	SOUTH and NORTH				Read up
	Ex-ample	6-6-23	Mls.	STATIONS	Ex-ample
	7:35 AM	Su.	8:40 PM	Lv Denver (U. D.)	8:20 PM
	9:35 AM	"	10:40 PM	Lv Colorado Springs	6:20 PM
	10:45 AM	"	11:50 PM	Lv Pueblo (U. D.)	6:10 PM
		Mo.	1:20 AM	Lv La Junta	
	1:45 PM	"	4:10 AM	Lv Trinidad	2:38 PM
	2:10 PM	"	4:10 AM	Lv Trinidad	1:20 PM
	5:55 PM	"	7:55 AM	Lv Las Vegas	9:40 AM
	8:40 PM	"	10:40 AM	Lv Lamy	7:35 AM
	9:05 PM	Mo.	11:15 AM	Lv Santa Fe	6:45 AM
	10:30 PM	Mo.	12:20 PM	Lv Albuquerque	5:30 AM
	12:01 AM	"	5:30 AM	Lv Albuquerque	5:10 AM
	3:07 AM	"	6:32	Lv San Marcial	1:40 AM
	4:04 AM	"	670	Lv Engel	12:35 AM
	5:00 AM	"	707	Lv Rincon	11:35 PM
	7:50 AM	"	760	Lv Deming	8:40 PM
	11:15 AM	"	808	Lv Silver City	6:00 PM
	7:30 AM	"	784	Lv El Paso	9:00 PM

Equipment

A C Indicates Air-Conditioned equipment
 No. 6—Pueblo to La Junta. No. 23—La Junta to Albuquerque.
A C—Sleeping Car. **A C**—Denver to Albuquerque—10 Sec., D. R., 2 Comps.
A C—Chair Car. Denver to Albuquerque.
A C—Tourist Sleeper. Denver to Albuquerque.
 C. & S. No. 27—Denver to Trinidad; No. 13—Trinidad to El Paso. Sleeping Car. **A C**—Denver to El Paso—10 Sec., 2 D. R.
A C—Albuquerque to El Paso—10 Sec., 2 D. R.
A C—Dining Car. Denver to Trinidad.
 Smoker Chair Car. Denver to El Paso. Chair Car. El Paso to Albuquerque.
 No. 14—El Paso to Trinidad; C. & S. No. 8-28—Trinidad to Denver. Sleeping Car. **A C**—El Paso to Denver—12 Sec., D. R.
A C—El Paso to Albuquerque—12 Sec., D. R.
A C—Dining Car. Trinidad to Denver.
 Smoker Chair Car. El Paso to Denver. Chair Car. El Paso to Albuquerque.
 No. 24—Albuquerque to La Junta. No. 5—La Junta to Pueblo. No. 6—Pueblo to Denver. Sleeping Car. **A C**—Albuquerque to Denver—10 Sec., D. R., 2 Comps.
A C—Chair Car. Albuquerque to Denver.
 No. 8—Albuquerque to La Junta. No. 13—La Junta to Pueblo. No. 14—Pueblo to Denver. Daily. (Fast Mail Express).
A C—Tourist Sleeper. Albuquerque to Denver.
 Smoker-Chair Car. Albuquerque to Denver.

(S) Dallas and West Texas



(T)

Colorado and California Via Albuquerque

SOUTH and WEST—Read down EAST and NORTH—Read up

5-6-23 Grand Canyon Ltd. Daily	Example	27-12-7 Fast Mail Express Daily	Example	13-14-3 The Calif. Ltd. Daily	Example	Mis.	STATIONS	8-13-14 Fast Mail Express Daily	Example	24-5-6 Grand Canyon Ltd. Daily	Example	4-13-14 The Calif. Ltd. Daily	Example
8.40PM	Sunday	7.35AM	Sunday	4.20PM	Sunday	0	Mt. Standard Time	12.50PM	Tuesday	9.40AM	Tuesday	12.50PM	Tuesday
10.40PM	"	9.35AM	"	6.40PM	"	75	Lv. Denver (U.D.)	10.40AM	"	7.00AM	"	10.40AM	"
11.50PM	"	12.15PM	"	7.45PM	"	119	Ar. Colo. Springs (D.)	9.25AM	"	5.25AM	"	9.25AM	"
1.20AM	Monday	1.45PM	"	9.15PM	"	183	Lv. Pueblo (U.D.)	8.00AM	"	3.45AM	"	8.00AM	"
1.50AM	Monday	5.50PM	Sunday	9.30PM	Sunday	183	Lv. La Junta	6.40AM	Tuesday	1.50AM	Tuesday	7.40AM	Tuesday
12.50PM	Monday	2.20AM	Monday	8.15AM	Monday	530	Ar. Albuquerque	9.30PM	Monday	2.40PM	Monday	9.20PM	Monday*
6.33PM	"	6.57AM	"		"	786	Ar. Holbrook	4.14PM	"	8.23AM	"		"
7.40PM	"	7.35AM	"		"	819	Ar. Winslow	3.30PM	"	7.20AM	"		"
10.20PM	Tuesday	9.40AM	Monday	2.55PM	Monday	911	Ar. Williams	1.30PM	Monday	5.10AM	Sunday	12.30PM	Monday
5.25AM	7.45AM	11.00AM	Monday	12.45PM	Monday	975	Lv. Williams	12.15PM	Monday	10.10PM	Sunday	12.15PM	Monday
8.00PM	Monday	2.30PM	Monday	8.15PM	Monday	934	Lv. Grand Canyon	10.30AM	Monday	7.45AM	Monday	8.15PM	Monday
10.10PM	Monday	6.30PM	Monday	4.15PM	Monday	64	Ar. Williams	8.15PM	Monday	5.25AM	Monday	6.30PM	Monday
10.40PM	Monday	19.40AM	Monday	16.00PM	Monday	911	Lv. Williams	1.30PM	Monday	4.50AM	Monday	12.30PM	Monday
11.25PM	Monday	10.25AM	Monday	6.50PM	Monday	934	Ar. Ash Fork	11.35PM	Monday	3.55AM	Monday	11.25AM	Monday
7.20AM	Tuesday	5.15PM	"	3.15AM	Tuesday	1278	Ar. Barstow	3.00AM	"	5.00PM	Sunday	12.40AM	"
10.10AM	"	7.25PM	"	5.45AM	"	1359	Ar. San Bernardino	12.45AM	"	2.25PM	"	10.10PM	Sunday
12.20PM	"	9.25PM	"	8.00AM	"	1419	Ar. Los Angeles	11.00PM	Sunday	12.15PM	"	8.15PM	"
6.15PM	Tuesday	4.10AM	Tuesday	12.30PM	Tuesday	1545	Ar. San Diego	7.00PM	"	7.20AM	"	3.00PM	"
8.45AM	Tuesday	5.40PM	Monday	8.45AM	Tuesday	1278	Lv. Barstow	11.05PM	Sunday	B 12.10PM	Sunday	E 11.05PM	Sunday
9.32PM	"	6.52AM	Tuesday	4.32PM	Tuesday	1739	Ar. San Francisco	10.20AM	"	B 11.00PM	Saturday	E 10.20AM	"

Connecting Trains

2.00AM	Tuesday	10.35AM	Monday			0	Lv. Ash Fork	8.15AM	Monday	10.15PM	Sunday	8.15AM	Monday
3.40AM	"	12.05PM	"			57	Ar. Prescott	6.45AM	"	8.25PM	"	6.45AM	"
8.15AM	"					194	Ar. Phoenix			3.30PM	"		

Equipment

A C Indicates Air-Conditioned equipment

No. 13—Denver to Pueblo; No. 14—Pueblo to La Junta; No. 3—La Junta to Los Angeles. Daily. (The California Limited).
 Club-Lounge Car. A C—La Junta to Los Angeles.
 Sleeping Car. A C—Denver to Los Angeles—10 Sec., D. R., 2 Comps.
 Santa Fe Obs.-Parlor Car. A C—Los Angeles to San Diego.
 Cafe Obs. Car. A C—Denver to La Junta.
 Dining Car. A C—Serves all meals between La Junta and California. (Fred Harvey service).
 For other equipment No. 3, see Table C, page 14.
 For equipment of connecting train No. 23, Barstow to San Francisco, see Table D, page 15.

No. 5—Denver to Pueblo; No. 6—Pueblo to La Junta; No. 23—La Junta to California. Daily. (The Grand Canyon Limited).
 Club-Lounge Car. A C—La Junta to Los Angeles.
 Sleeping Car. A C—Denver to Los Angeles (via Grand Canyon)—10 Sec., D. R., 2 Comps.
 A C—La Junta to Los Angeles—10 Sec., Obs.
 A C—Gallup to Phoenix—10 Sec., 2 D. R., (on No. 47 from Ash Fork).
 Tourist Sleeper. A C—Denver to Los Angeles. La Junta to Los Angeles (via Grand Canyon).
 Dining Car. A C—Serves all meals between La Junta and California. (Fred Harvey service).
 Chair Car. A C—Denver to Los Angeles.
 For other equipment No. 23, see Table D, page 15.

No. 27—Denver to Pueblo; No. 12—Pueblo to La Junta; No. 7—La Junta to Los Angeles. (Fast Mail Express).
 Smoker-Chair Car—Denver to Los Angeles (with change).
 For equipment of connecting train No. 9, Barstow to San Francisco, see Table E, page 16.

Explanatory Notes: Sec.—Section; D. R.—Drawing-room; Comp.—Compartment; Obs.—Observation. U. D.—Union Depot. B—Bus, regular railroad tickets exchanged Williams or Grand Canyon without additional charge. Certain employee and other Special Rate tickets will be exchanged only on payment of the difference. M.S.T.—Mountain Standard Time. P.S.T.—Pacific Standard Time. A—No. 23, Barstow to San Francisco. B—No. 10, San Francisco to Barstow. C—No. 9, Barstow to San Francisco. D—D. & R. G. W. Depot. E—No. 2, San Francisco to Barstow. f—Flagstop.

Equipment

A C Indicates Air-Conditioned equipment

No. 24—California to La Junta; No. 5—La Junta to Pueblo; No. 6—Pueblo to Denver. Daily. (The Grand Canyon Limited).
 Club-Lounge Car. A C—Los Angeles to La Junta.
 Sleeping Car. A C—Los Angeles to La Junta—10 Sec., Obs.
 A C—Los Angeles to Denver (via Grand Canyon)—10 Sec., D. R., 2 Comps.
 A C—Phoenix to Gallup—10 Sec., 2 D. R., (on No. 42 to Ash Fork).
 Tourist Sleeping Car. A C—Los Angeles to La Junta (via Grand Canyon) Mon., Wed., and Sat., beginning June 2, 1937.
 Dining Car. A C—Serves all meals between California and La Junta. (Fred Harvey service).
 Chair Car. A C—Los Angeles to Denver.
 For equipment of connecting train No. 10, San Francisco to Barstow, see Table E, page 16.

No. 8—California to La Junta; No. 13—La Junta to Pueblo; No. 14—Pueblo to Denver. Daily. (Fast Mail Express).
 Tourist Sleeper. A C—Los Angeles to Denver.
 Santa Fe Cafe-Obs. Car. A C—La Junta to Denver.
 Smoker-Chair Car. Los Angeles to Denver (with changes).
 For equipment of connecting train No. 2, San Francisco to Barstow, see Table F, page 17.

No. 4—California to La Junta; No. 13—La Junta to Pueblo; No. 14—Pueblo to Denver. Daily. (The California Limited).
 (Valet, maid, barber service and bath; daily market reports and news bulletins).
 Club-Lounge Car. A C—Los Angeles to La Junta.
 Sleeping Car. A C—Los Angeles to Denver—10 Sec., D. R., 2 Comps.
 A C—Los Angeles to Chicago—3 Comps., 2 D. R., Obs. (on No. 4 from La Junta).
 A C—San Diego to Chicago—8 Sec., D. R., 2 Comps. (on No. 73 to Los Angeles) (on No. 4 from La Junta).
 A C—San Francisco to Chicago—10 Sec., 2 D. R., (on No. 2 to Barstow) (on No. 4 from La Junta).
 Santa Fe Obs.-Parlor Car. A C—San Diego to Los Angeles.
 Dining Car. A C—Los Angeles to La Junta. Serves all meals. (Fred Harvey service).
 Cafe-Obs. Car. A C—La Junta to Denver.
 For equipment of connecting train No. 2, San Francisco to Barstow, see Table F, page 17.

(U) Colorado, Oklahoma and Texas Via Newton

EAST and SOUTH—Read down NORTH and WEST—Read up

27-12-27 Daily	Example	5-6-24-5 Daily	Example	Mis.	STATIONS	6-15-5-6 Daily	Example	23-11-Bus-C & S. 28 Daily	Example
7.35AM	Sun.	8.40PM	Sun.	0	A. T. & S. F. Ry.	9.40AM	Tues	8.20PM	Mon.
9.35AM	"	10.40PM	"	75	Lv. Denver (U.D.) (M.S.T.)	7.00AM	"	6.20PM	"
12.15PM	"	11.50PM	"	119	Ar. Colo. Sp'gs (D.)	5.25AM	"	4.15PM	"
1.55PM	"	2.10AM	Mon.	183	Lv. Pueblo (U.D.)	3.30AM	"	2.00PM	"
8.05PM	"	8.00AM	"	886	Ar. La Junta	11.20PM	Mon.	9.25AM	"
12.45AM	Mon.	11.40AM	"	553	Ar. Dodge City (C.S.T.)	7.00PM	"	4.40AM	"
2.55AM	"	12.22PM	"	553	Lv. Newton	6.00PM	"	2.45AM	"
3.35AM	"	1.01PM	"	580	Ar. Wichita	5.20PM	"	2.05AM	"
4.55AM	"	2.17PM	"	631	Lv. Arkansas City	4.03PM	"	12.55AM	"
7.45AM	"	5.15PM	"	752	Ar. Oklahoma City	1.05PM	"	10.00PM	Sun.
8.50AM	"	6.10PM	"	785	Ar. Purcell	12.15PM	"	8.55PM	"
1.25PM	"	10.25PM	"	956	Ar. Ft. Worth	8.00AM	"	4.20PM	"
C 1.45PM	Mon.	C 11.05PM	Mon.	956	Lv. Ft. Worth	C 7.45AM	Mon.	C 4.05PM	Sun.
C 2.45PM	"	C 12.01AM	Tues	987	Ar. Dallas	C 6.45AM	"	C 3.05PM	"
		11.00PM	Mon.	956	Lv. Ft. Worth	6.20AM	Mon.		
		11.40PM	"	985	Ar. Cleburne	5.55AM	"		
		2.00AM	Tues	1085	Ar. Temple	2.55AM	"		
		3.23AM	"	1128	Ar. Milano	1.25AM	"		
		4.11AM	"	1161	Ar. Somerville	12.32AM	"		
		7.15AM	"	1273	Ar. Houston	9.30PM	Sun.		
		9.00AM	"	1303	Ar. Galveston	7.45PM	"		

Connecting Trains Via Missouri Pacific Lines

11.30PM	Mon.	0	Lv. Ft. Worth	Ar.	7.00AM	Mon.
5.47AM	Tues	199	Ar. Austin	Lv.	12.50AM	Mon.
7.40AM	Tues	230	Ar. San Antonio	Lv.	11.00PM	Sun.

Equipment

A C Indicates Air-Conditioned equipment

No. 5—Denver to Pueblo; No. 6—Pueblo to La Junta; No. 24—La Junta to Newton; No. 5—Newton to Galveston. Daily. (The Ranger).
 A C—Santa Fe Parlor-Club Car. Newton to Ft. Worth.
 Sleeping Car. A C—Denver to Galveston—12 Sec., D. R.
 A C—Chicago to Oklahoma City—10 Sec., D. R., 2 Comps. (on No. 5 to Newton).
 A C—Chicago to San Antonio—10 Sec., Obs. (on No. 5 to Newton). (On Mo. Pac. No. 17 from Fort Worth).
 A C—Chicago to Galveston—10 Sec., D. R., 2 Comps. (on No. 5 to Newton).
 A C—Dallas to Galveston—10 Sec., Lounge (on No. 66 to Ft. Worth).
 A C—Dining Car. Newton to Ft. Worth (Fred Harvey service).
 A C—Chair Car. Denver to Newton. A C—Chicago to Galveston. Tray service from dining car Newton to Ft. Worth. (Ladies' Lounge and Men's Dressing Room. Free pillows).
 C. & S. No. 27—Denver to Pueblo. No. 12—Pueblo to Newton; No. 27—Newton to Ft. Worth. Daily. (The Antelope).
 Sleeping Car. Dodge City to Kansas City—12 Sec., D. R. (on No. 28 from Newton).
 A C—Chicago to Oklahoma City—10 Sec., D. R., 2 Comps. (on No. 9-27 to Newton).
 A C—Kansas City to Ft. Worth—12 Sec., D. R. (on No. 27 to Newton).
 A C—Cafe-Lounge Car. Oklahoma City to Ft. Worth.
 Chair Car. Denver to Ft. Worth (with changes en route). Free Pillows. Tray service from cafe car Oklahoma City to Ft. Worth.

No. 6—Galveston to Newton; No. 15—Newton to La Junta; No. 5—La Junta to Pueblo; No. 6—Pueblo to Denver. Daily. (The Ranger).
 A C—Santa Fe Parlor-Club Car. Ft. Worth to Newton.
 Sleeping Car. A C—San Antonio to Chicago—10 Sec., Obs. (on No. 6 from Newton).
 A C—Galveston to Chicago—10 Sec., D. R., 2 Comps. (on Mo. Pac. No. 18 to Ft. Worth). (on No. 6 from Newton).
 A C—Galveston to Denver—12 Sec., D. R.
 A C—Galveston to Dallas—10 Sec., Lounge.
 A C—Oklahoma City to Chicago—10 Sec., D. R., 2 Comps. (on No. 6 from Newton).
 A C—Wichita to Denver—12 Sec., D. R.
 A C—Chicago to Denver—10 Sec., 2 D. R., (on No. 23 to Kansas City).
 Chair Car. A C—Galveston to Newton. Tray service from dining car Ft. Worth to Newton. (Ladies' Lounge and Men's Dressing Room. Free pillows).
 A C—Kansas City to Denver.
 A C—Dining Car. Ft. Worth to Newton. (Fred Harvey service).
 No. 28—Ft. Worth to Newton; No. 11—Newton to La Junta. Bus—La Junta to Pueblo. C & S. No. 28—Pueblo to Denver. Daily. (The Antelope).
 Sleeping Car. A C—Oklahoma City to Kansas City—10 Sec., D. R., 2 Comps. (on No. 28 from Newton).
 A C—Ft. Worth to Kansas City—12 Sec., D. R. (on No. 28 from Newton).
 A C—Kansas City to Dodge City—12 Sec., D. R., (on No. 27 to Newton).
 A C—Cafe-Lounge Car. Ft. Worth to Oklahoma City.
 Chair Car. Ft. Worth to La Junta. Pueblo to Denver (with changes en route). Free pillows.
 Tray service from cafe car Ft. Worth to Oklahoma City.

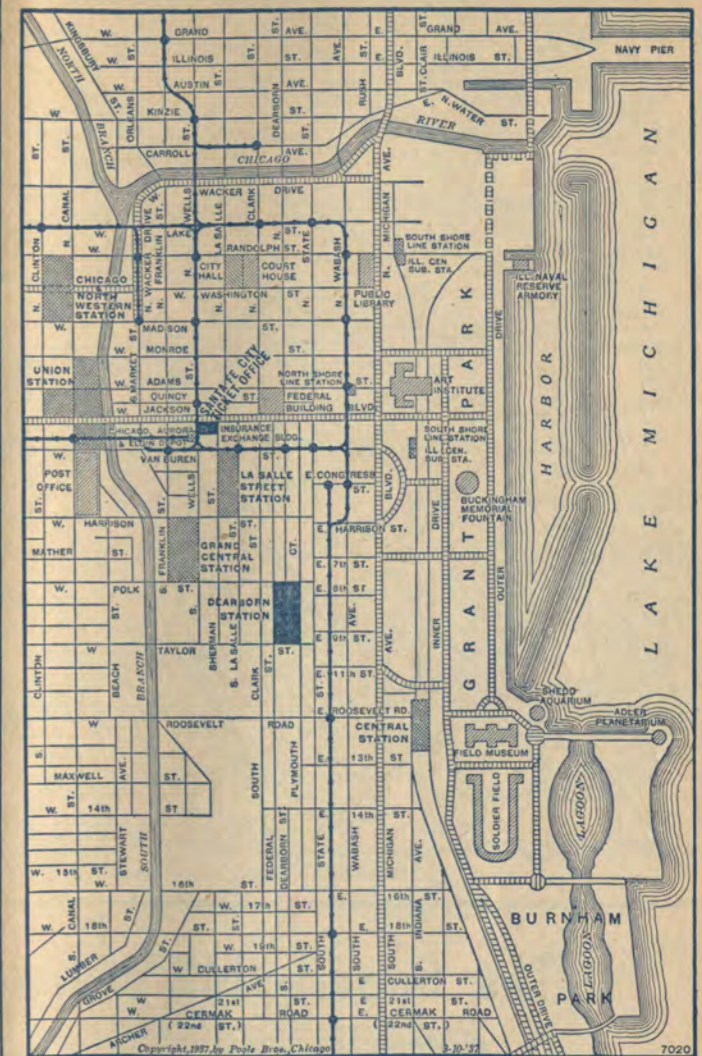
Explanatory Note: Sec.—Section; D.R.—Drawing-room; Comps.—Compartments; Obs.—Observation. U. D.—Union Depot. C.S.T.—Central Standard Time. M.S.T.—Mountain Standard Time. A—Bus between La Junta and Pueblo. C—Via Texas Motor Coaches. D—D. & R.G.W. Depot.

Stop-overs

First-class Oneway, Intermediate Class (Oneway Tourist) and oneway coach tickets have a transit limit of thirty days and stop-overs are allowed at all points en route within that limit.

All Round-trip Tickets allow liberal stop-overs within final return limit. For particulars inquire of agent.

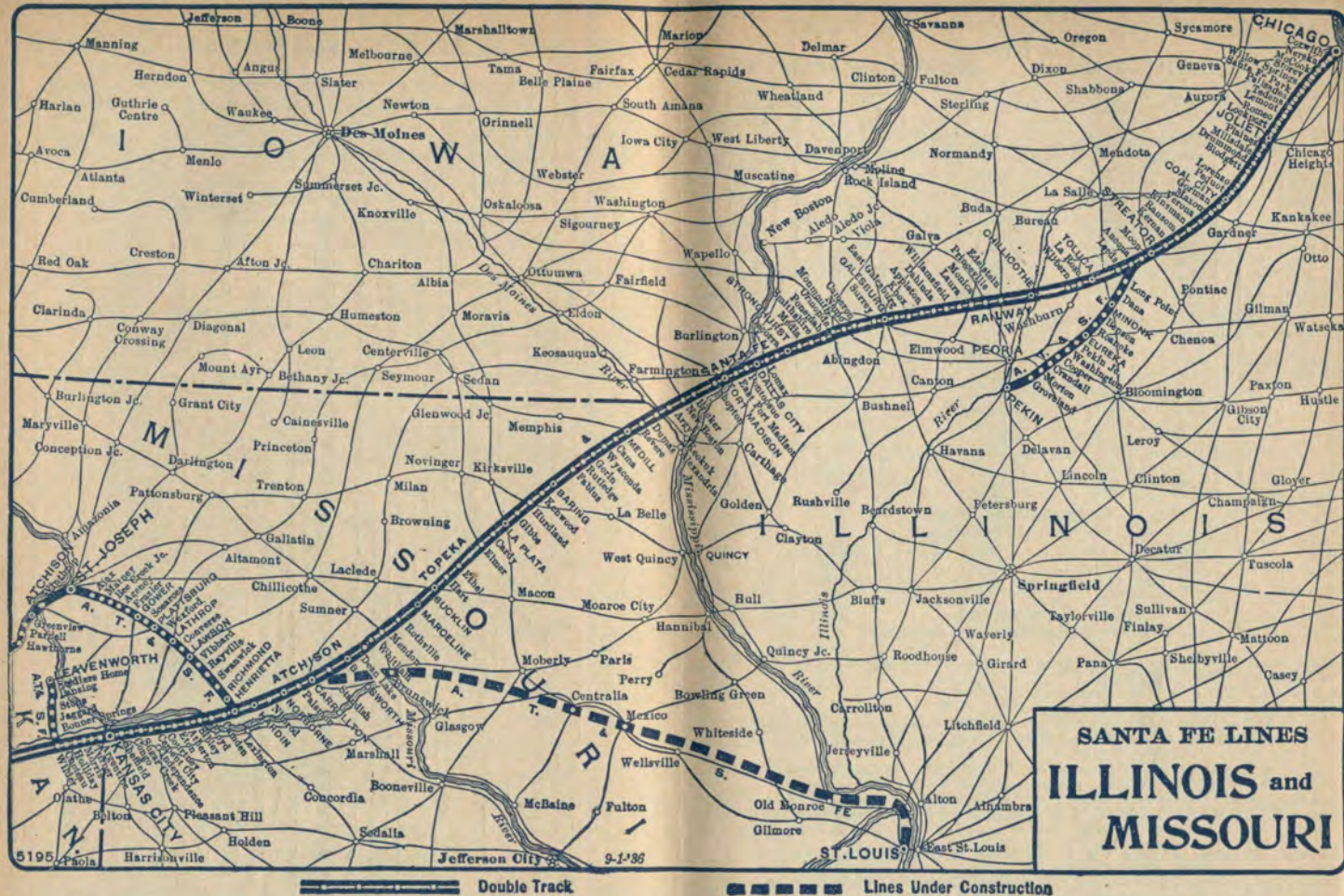
Map of Chicago Business District



Chicago Passenger Stations and tenant railroad lines

Dearborn Station Polk and Dearborn Sts. Santa Fe. Chicago & Eastern Illinois. Chicago & Western Indiana. Erie. Grand Trunk. Monon. Wabash.	Central Station Roosevelt Road and Michigan Av. Big Four. Illinois Central. Michigan Central. La Salle St. Station La Salle and Van Buren Sts. New York Central. Nickel Plate. Rock Island.	Union Passenger Station Canal, Adams, Jackson & Clinton Sts. Alton Road. Burlington Route. Chicago, Milwaukee, St. Paul & Pacific. Pennsylvania Lines.
---	---	--

All Santa Fe passenger trains for Chicago arrive and depart from Dearborn Station, corner Polk and Dearborn streets. Two blocks north of Dearborn Station, within easy walking distance, is a regular station of the Elevated Ry. Loop Line.



**SANTA FE LINES
ILLINOIS and
MISSOURI**

The Superb **NEW** streamlined stainless steel



Super **CHIEF**

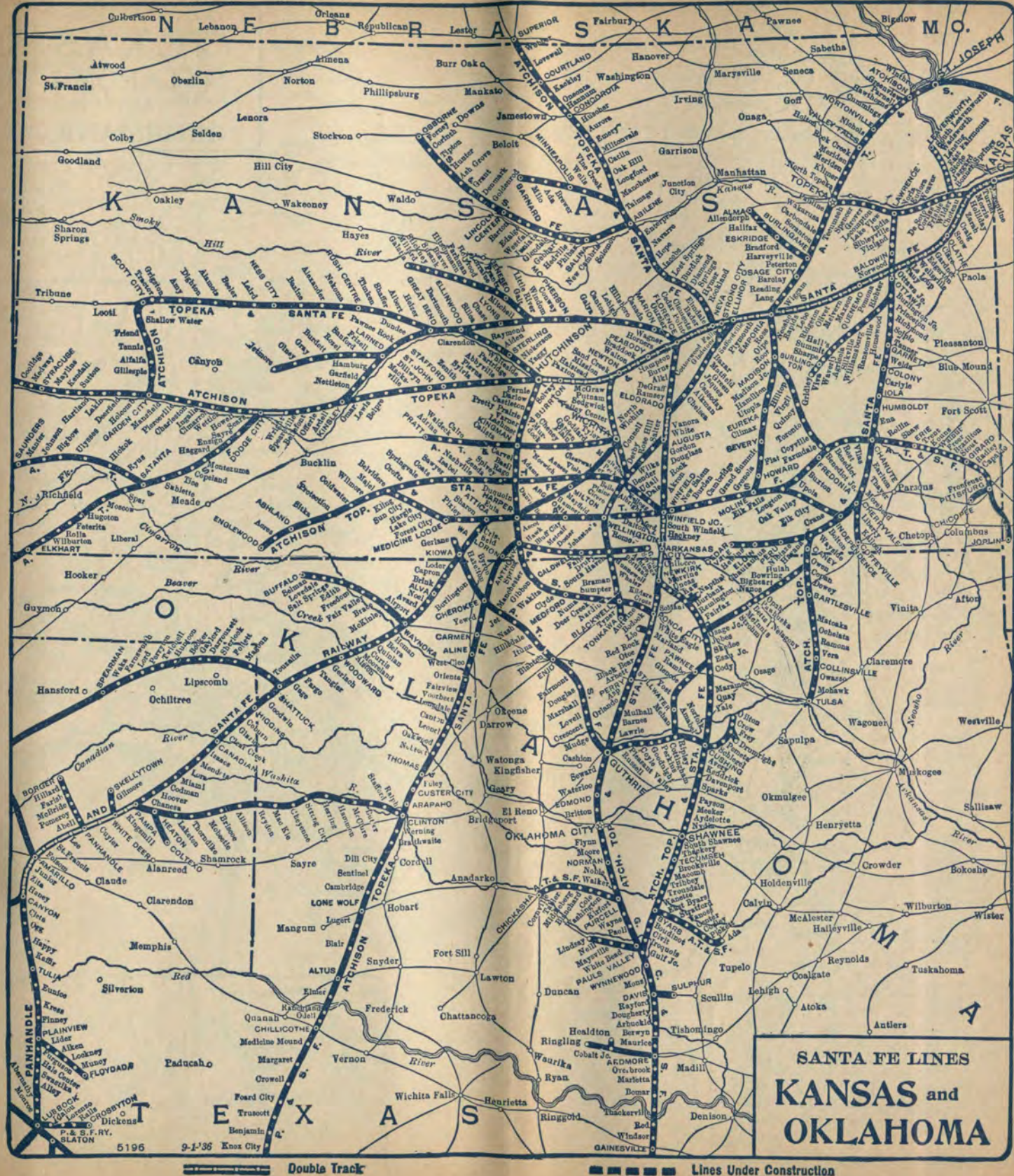
The new Super Chief, is designed for speed and comfort. It is the **only streamliner** built exclusively for first class travel. Extra wide and roomier, the Super Chief's finely appointed cars offer a varied choice of accommodations—drawing rooms, compartments and double bedrooms—single or en suite—and semi-private sections with upper berth windows. There is also a radio equipped cocktail lounge, Observation Car and Fred Harvey diner. No change in present schedule—only 39³/₄ hours en route.

Lv. Chicago 7:15 p.m. Tuesday
Ar. Los Angeles . . 9:00 a.m. Thursdays

Lv. Los Angeles . . 8:00 p.m. Fridays
Ar. Chicago 1:45 p.m. Sundays

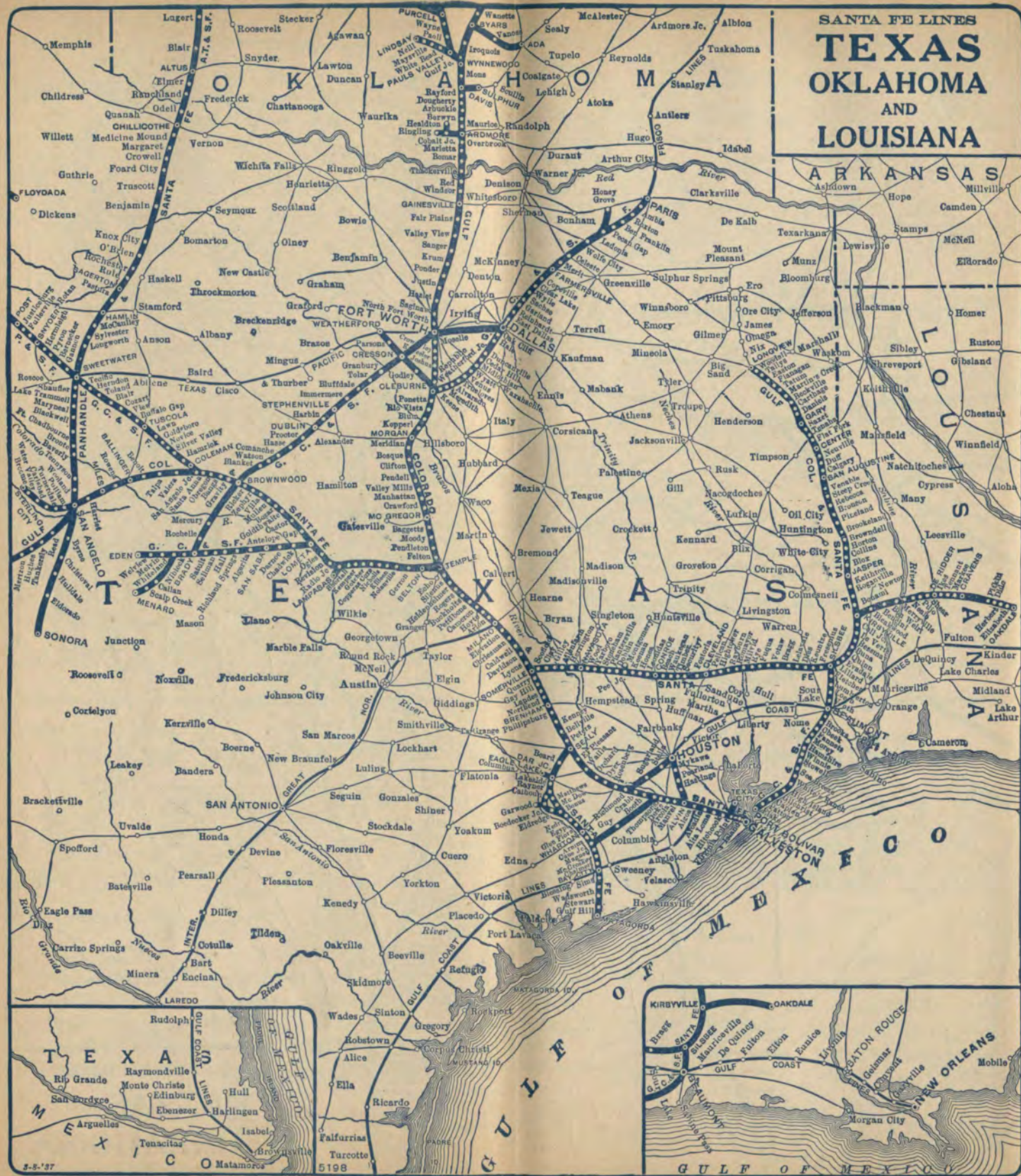
Extra fare—\$10

Due to the Super-Chief's extreme popularity, it is wise to make reservations well in advance in order to secure accommodations of your choosing.



**SANTA FE LINES
KANSAS and
OKLAHOMA**

Double Track Lines Under Construction



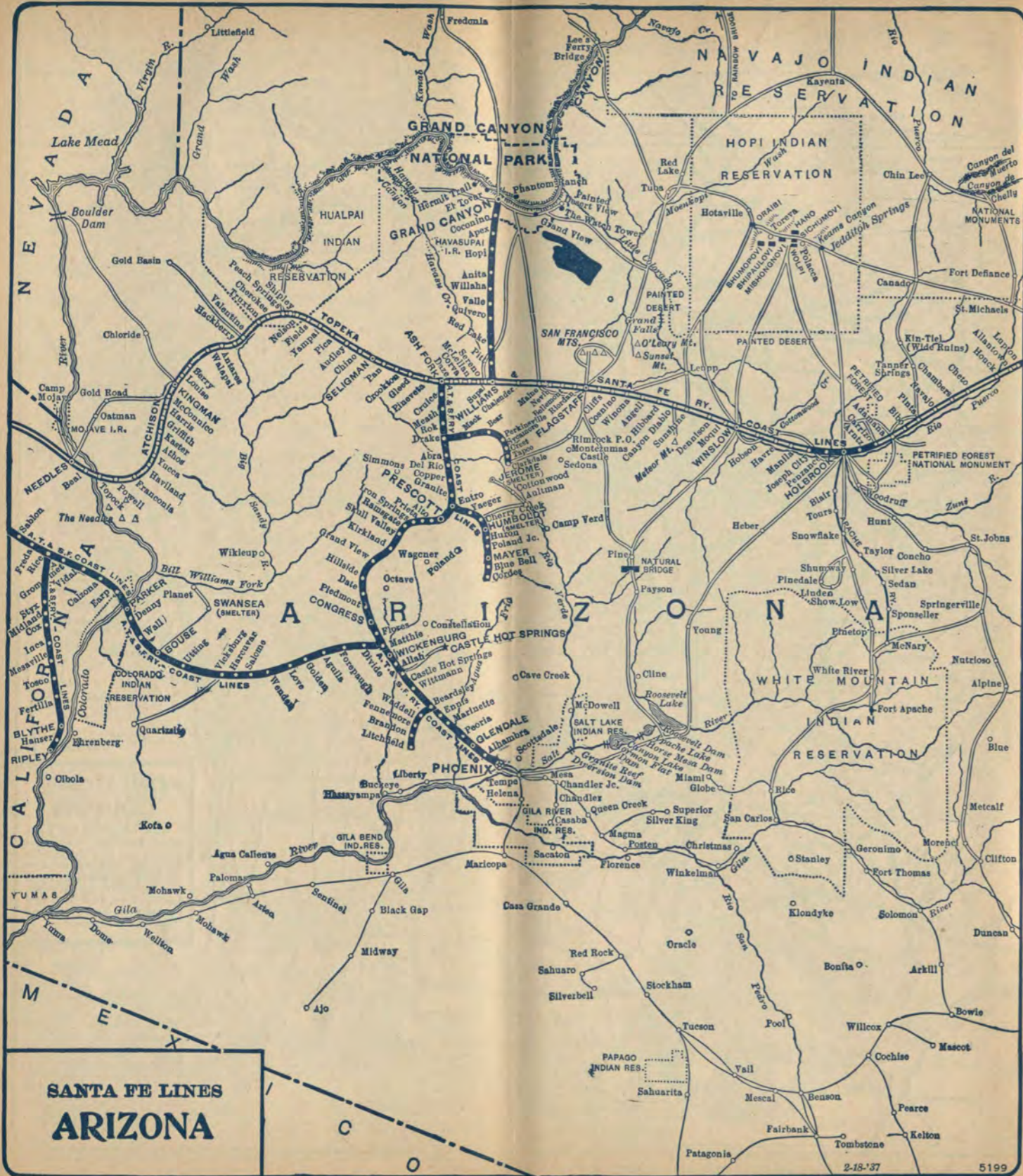


ONLY ONE COUPON

Now required for passage between any two points on the Santa Fe System, instead of one coupon for each unit of the System, as heretofore. Coupon should read for account of "Santa Fe Lines."

Santa Fe Through Lines
 Double Track plus two main lines between Newton and Albuquerque
 Lines Under Construction
 Connecting Lines

PACIFIC TIME: West of Ogden, Seligman and Parker.
 MOUNTAIN TIME: East of Ogden, Seligman and Parker—West of Dodge City and Clovis, and points Scott City to Garden City.
CENTRAL TIME: East of Dodge City, Clovis, and Scott City.



**SANTA FE LINES
ARIZONA**

Double Track Roads

5199



**SANTA FE LINES
CALIFORNIA**

Double Track Lines Under Construction Steamship Lines Roads

5200

The following conditional stop notes apply to paying passengers only.

- * Daily
- † Daily except Sunday.
- ‡ Daily except Monday.
- Fred Harvey Meal Stop.
- || Meal Stop (Not Fred Harvey Service).
- ‡ Operating Stop only.
- ⊕ Motor bus service. Regular railroad tickets may be exchanged at Williams or Grand Canyon for motor tickets without additional charge. Certain employee and other Special Rate Tickets will be exchanged only on payment of the difference.
- ▲ Via Texas Motor Coaches (Bus).
- ❖ Taxi Service Winfield Main St. Station to Winfield for passengers for points beyond who have to change at Winfield.
- Via Texas and Pacific Lines.
- + Time is at Winfield Jet.
- ⊕ Connection made at Ft. Worth.
- ⊗ Stops to receive for west of Ottawa where No. 9 is scheduled to stop.
- ⊕ Via Santa Fe Trailways Bus. Connection made at Williams. Bus leaves Williams at 5.05 p.m.
- △ Stops to receive passengers for C. & S. Ry. south of Pueblo and for Santa Fe Ry. points east and south of Pueblo.
- Stops to receive passengers for Chanute and beyond.
- ⊕ Stops to receive passengers for Palmer Lake, Colorado Springs Pueblo and Rocky Ford or for C. & S. points south of Pueblo.
- ⊕ Stops to discharge passengers from Ottawa and beyond.
- ◆ No. 246 and 245 arrive and leave Beaumont from Calder Ave. Station.
- # Passengers from main line destined Fort Lyon should buy tickets to Las Animas, via main line. From here they get to Fort Lyon by automobile quickly and at little expense.
- § Stops to receive passengers for Richmond and beyond.
- * Stops to receive passengers for south of Ottawa.
- † Stops to receive passengers for C. & S. points south of Pueblo
- ♥ Stops to receive passengers for Ottawa and beyond.
- ⊕ Stops to receive passengers for Ponca City and beyond.
- ⊕ Stops to discharge passengers of other lines issue, including A. T. & S. F., P. & S. F. and A. T. & S. F. Coast Lines from Newton, Kansas and beyond.
- ⊕ Stops to receive or discharge passengers to or from stations Clay to Silsbee, inclusive.
- % Goes into town.
- ⊕ Rest Stop.
- ⊕ Bus does not go into town, stops at corner only.
- ⊕ Goes into town "On Call" only.
- † Connecting train.
- Indicates highway stop only.
- † Makes connections at Osage City Corner to and from Osage City.
- ‡ Connection made at Flagstaff.
- ‡ Indicates A. T. & S. F. Ry. schedule.
- × Connection made at Trinidad.
- a Santa Fe Trailways Bus service.
- b Stops to receive passengers for south or west of Newton.
- c Stops to discharge passengers from Strong City District or from beyond Kansas City and to receive for south or west of Newton.
- d Stops to receive passengers for stations between Hutchinson and Kinsley or for south or west of Newton and to discharge from beyond Kansas City or from Strong City District.
- e Stops to receive passengers for west of Dodge City and to discharge from Hutchinson, Halstead, Newton and east.
- f Flag stop.
- g Stops to receive passengers for south of La Junta.
- h Stops to discharge passengers from south of Newton.
- i Stops to receive passengers from Leavenworth District.
- j Stops to discharge passengers from Topeka and beyond.
- k Stops to receive passengers for Gallup or beyond.
- l Stops to receive passengers for scheduled stops beyond.
- m Stops to discharge passengers from south of Wichita for Strong City District.
- n Stops to discharge passengers from south and west of Newton.

- o Stops to discharge passengers from points between Attica and Belvidere.
- p Stops to discharge passengers.
- q Stops to discharge passengers from Topeka for Leavenworth District.
- r Stops to discharge passengers from Newton and beyond.
- s Stops to receive or discharge passengers.
- t Stops to receive passengers for east of Newton.
- u Stops to discharge passengers from beyond La Junta.
- v Stops to discharge passengers from west of Newton.
- w Stops to discharge passengers from west of Newton or from Eldorado District (Winfield to Florence) also from McPherson District (Ellinwood to Florence).
- x Stops to discharge passengers from west of Newton or from Second or Howard District of the Southern Kansas Division or from Eldorado or McPherson District or at stations Emporia to Holliday to receive for beyond Kansas City, also stops at Holliday for passengers from Leavenworth District for Kansas City and beyond.
- y Stops to discharge passengers from Wellington and beyond.
- A Stops to discharge passengers from east of Henrietta.
- B Stops to receive passengers for Newton and beyond.
- C Stops to discharge Interstate passengers from authorized stops Hutchinson and east. See Note on page 7.
- D Stops to receive passengers for Kansas City and beyond.
- E Stops to discharge passengers from Chicago and beyond.
- F Stops to discharge passengers from Richmond and West.
- G Stops to receive Interstate passengers destined to Williams (for Grand Canyon) or Ash Fork, Arizona (for points on Phoenix Division) or points in California south of Barstow, on Los Angeles Division, and from June 1 to Oct. 31 to receive for Colorado and New Mexico points. See Note on page 7.
- H Stops to receive passengers for Kansas City and beyond or to discharge passengers from beyond Chicago.
- I Stops to discharge passengers from Chicago or Joliet.
- J Stops to discharge passengers from east of Ft. Madison.
- K Stops to receive passengers for Arizona and California points.
- L Stops to receive passengers for points beyond Barstow providing Pullman space has been secured in advance, also make certain other conditional stops, see notes on page 7.
- M Stops to receive passengers for beyond La Junta, Colo., or for St. Joseph District (points Henrietta to St. Joseph inclusive).
- N Stops to receive passengers or to discharge passengers from east of Ft. Madison.
- O Stops to receive passengers for points beyond La Junta, Colo.
- P Stops to discharge passengers from Arizona and California points.
- Q Stops to discharge passengers from beyond Kansas City.
- R Stops to receive passengers for Chicago and beyond.
- S Stops to discharge passengers from Kansas City and beyond.
- T Stops to receive passengers for Galesburg and beyond.
- U Stops to discharge passengers from points west of Ft. Madison.
- V Stops to discharge passengers from California points south and north of Barstow, also make certain other conditional stops, see notes on page 7.
- W Stops to receive passengers for south of Newton and for points west of Newton served by No. 11.
- X Taxi service provided between Ottawa Jet. and Ottawa connecting with Nos. 1, 9 and 10. Checked baggage not handled to or from Ottawa for connection with Nos. 1, 9, or 10.
- Y Stops to receive Interstate passengers for authorized stops Hutchinson and east. See notes on page 7.
- Z Stops to receive passengers for Wichita and beyond.
- aa Stops to receive passengers for east of Bakersfield or to discharge from connecting lines at Stockton or from Richmond and west.
- bb Stops to receive passengers for east of San Bernardino.
- cc Stops to discharge passengers from Los Angeles or from points Fullerton to San Diego, inclusive.

- dd Stops to discharge passengers from west of Fresno.
- ee Interstate rail tickets honored via motor to San Bernardino.
- ff Stops to receive passengers for east of Albuquerque.
- gg Stops to discharge passengers from San Diego.
- hh Stops to receive passengers for east of Bakersfield or discharge from Fresno and west.
- ii Stops to discharge passengers from Wichita and beyond.
- jj Stops to receive passengers.
- kk Stops to discharge from Ponca City or beyond or to receive for south of Purcell.
- ll Stops to discharge passengers holding tickets of other lines issue including A. T. & S. F. Ry., P. & S. F. Ry. or A. T. & S. F. Coast Lines.
- mm Stops to receive or discharge passengers to or from points west of Brownwood.
- nn Stops to receive passengers for San Bernardino and east thereof.
- oo Stops to receive passengers for Wellington and beyond.
- pp Stops to discharge sleeping car passengers from Kansas City and beyond.
- qq Stops to discharge passengers from south of Purcell.
- rr Via Missouri Pacific Lines.
- tt Stops to receive passengers for Burlington, Okla. and beyond or discharge from Arizona or California points.
- uu Stops to receive passengers for points west of Brownwood.
- vv Via M. K. T. Connection made at Ft. Worth.
- yy Stops to discharge passengers from west of Brownwood
- zz Stops to discharge passengers when there are army recruits for Fort Logan.
- AA Stops to receive passengers for Norman and beyond.
- BB Stops to discharge passengers from Trinidad and beyond.
- CC Stops to discharge passengers from Oklahoma City and beyond.
- DD Stops to discharge passengers from Burlington, Okla. and beyond or receive for Arizona and California points.
- EE Stops to discharge passengers from east and north of La Junta.
- FF Stops on flag for Petrified Forest Detour passengers.
- GG Stops on flag for Detour passengers.
- HH Stops to discharge passengers from Albuquerque and east or south thereof.
- II Stops to discharge passengers from Los Angeles.
- JJ Stops to discharge passengers from Santa Fe and Union Pacific points east or north of Barstow or Southern Pacific, Santa Barbara and north.
- KK Stops to receive passengers for Santa Fe and Union Pacific points east and north of Barstow or Southern Pacific points Santa Barbara or north.
- LL Stops to receive passengers for Albuquerque and beyond.
- MM Stops to receive passengers for points north of Barstow or to discharge from south of Ash Fork or from Albuquerque and east or south thereof.
- NN Stops at Coal City to receive passengers for points Ancona to Ft. Madison or for Kansas City and beyond.
- OO Stops to discharge passengers from Albuquerque or east or south thereof or south of Ash Fork or Parker District.
- PP Stops to receive passengers for Belen or points east or south thereof.
- QQ Stops to discharge passengers from Kansas City and beyond for Eldorado District (stations Florence to Winfield) and McPherson District (stations Florence to Ellinwood).
- RR Interstate rail tickets honored via motor from San Bernardino.
- SS Stops to discharge passengers from Grand Canyon and east thereof.
- TT Stops to receive passengers for San Diego.
- UU Stops to receive passengers for San Bernardino and west.
- VV Stops to discharge passengers from San Bernardino and east thereof.
- WW Stops to discharge passengers from east of Albuquerque.
- XX Stops to discharge passengers from east of Bakersfield.
- YY Stops to discharge passengers from east of Barstow.
- ZZ Stops to receive passengers for east of Bakersfield.

Read down

No. 13	No. 9-25	No. 23	No. 7	No. 3	No. 1	No. 5	No. 17	No. 19	No. 9	No. 15	Miles
Except Sun. Motor	Except Sun.	Daily	Daily	Daily	Daily	Daily	Tues. Only	Daily	Daily	Daily	
1 10	10 20	11 35	10 35	9 45	8 45	8 00	7 15	12 01	10 20	1 45	0
1 35											12 7
1 42											17 4
1 42											25 1
1 55											29 3
2 00											32 7
2 05											37 5
2 15	11 15		11 25					G.	11 15	2 40	37 5
2 15	11 15		11 25					G.	11 15	2 40	37 5
2 26											46 1
2 29											48 2
2 35											52 8
2 45	NN								NN		58 2
2 50											61 9
2 58											66 1
2 58											70 8
3 06											74 8
3 19											79 7
3 26											84 4
4 0	12 20	1 40	12 22	10 45	10 05			G.	12 20	3 47	89 6
4 40	12 30	1 40	12 22	10 45	10 05			G.	12 20	3 47	89 6
4 47	12 37										93 9
5 52	12 40										95 8
5 52	12 50										102 1
5 52	1 02										109 9
5 52	1 12										116 0
5 52	1 20										120 9
5 52	1 30	2 35	1 07	11 35	11 00			D E	1 10	4 42	130 1
5 52	1 40	2 40	1 12	11 40	11 05			D E	1 15	4 47	138 1
5 52	1 50										144 7
5 52	2 00										148 3
5 52	2 10										153 4
5 52	2 20										158 3
5 52	2 30										163 3
5 52	2 40										165 9
5 52	2 50										171 2
5 52	3 00										174 1
5 52	3 10	13 58	2 19	12 48	12 13			G.	2 23	5 52	177 5
5 52	3 20										183 3
5 52	3 30										186 0
5 52	3 40										190 2
5 52	3 50										191 9
5 52	4 00										197 1
5 52	4 10										201 5
5 52	4 20										204 6
5 52	4 30										208 9
5 52	4 40										218 9
5 52	4 50										224 8
5 52	5 00										226 6
5 52	5 10										231 0
5 52	5 20										232 9
5 52	5 30										232 9
5 52	5 40										236 6
5 52	5 50										243 4
5 52	6 00										243 4
5 52	6 10										248 0
5 52	6 20										252 3
5 52	6 30										256 0
5 52	6 40										263 1
5 52	6 50										272 3
5 52	7 00										277 6
5 52	7 10										282 6
5 52	7 20										285
5 52	7 30										290
5 52	7 40										296
5 52	7 50										300 1
5 52	8 00										306 4
5 52	8 10										312 7
5 52	8 20										322 9
5 52	8 30										329 7
5 52	8 40										336 3
5 52	8 50										341 5
5 52	9 00										347 3
5 52	9 10										347 3
5 52	9 20										354 6
5 52	9 30										360 7
5 52	9 40										364 7
5 52	9 50										368 1
5 52	10 00										374 3
5 52	10 10										382 1
5 52	10 20										386 4
5 52	10 30										396 6
5 52	10 40										405 4
5 52	10 50										411 3
5 52	11 00										416 9
5 52	11 10										421 7
5 52	11 20										426 7
5 52	11 30										434 0
5 52	11 40										439 4
5 52	11 50										440 8
5 52	12 00										442 6
5 52	12 10										446 3
5 52	12 20										451 1
5 52	12 30										451 1

Chicago and Kansas City
For explanation of Reference Notes see page 36

Table 1
Central Standard Time
(Dearborn Station)

No. 18	No. 10	No. 8	No. 2	No. 24	No. 4	No. 6	No. 26-12
No. 20 Daily	No. 10 Daily	No. 8 Daily	No. 2 Daily	No. 24 Daily	No. 4 Daily	No. 6 Daily	Ex. Su. Motor
1 30	1 45	8 45	6 20	7 40	7 50	9 00	12 10
							11 43
							11 35
							11 24
							11 18
							11 13
							11 03
							11 03
							10 48
							10 45
							10 37
							10 29
							10 23

Read down

Motor Coaches generally depart and arrive at Bus Depots. Consult agents.

Kansas City and Dodge City

For explanation of Reference Notes see page 35.

SANTA FE TRAILWAYS MOTOR COACHES										Table 2 Central Standard Time (Dearborn Station) CHICAGO KANSAS CITY												
Daily		Daily		Daily		Daily		Daily		Daily		Daily		Daily		Daily		Daily		Daily		
AM	PM	AM	PM	AM	PM	AM	PM	AM	PM	AM	PM	AM	PM	AM	PM	AM	PM	AM	PM	AM	PM	
8.00	11.59	2.45	2.45	11.59	8.30	3.30	8.00	12.01	7.30	12.01	10.15	10.05	5.15	2.00	12.01	10.00	9.30	8.55	8.20	8.00	2.17	12.01
11.59	5.25	3.30	3.00	12.30	12.01	7.30	12.01	10.15	10.05	5.15	2.00	12.01	10.00	9.30	8.55	8.20	8.00	2.17	12.01	10.15	10.05	5.15
Santa Fe Trail Limited										KANSAS CITY (Union Station) Kansas City, Kans. 12.19. (Argentine Station) Turner Morris Holiday 12.19.												
The Century Express										Grand Canyon Limited, No extra fare, Via Topeka												
The Westerner Via Ottawa										The Scout Via Ottawa Cut-off												
The Chief - Extra Fare de Luxe train, Standard Sleeping Cars only, see note on page 7 for restrictions.										The Chief - Extra Fare de Luxe train, Standard Sleeping Cars only, see note on page 7 for restrictions.												
Runs via Wichita										Runs via Wichita												
Runs via St. John										Runs via St. John												
Runs via Dodge City										Runs via Dodge City												

Time shown in light figures indicates a.m. Time shown in dark figures indicates p.m.

Read up

Kansas City and Dodge City

For explanation of Reference Notes see page 36.

Motor Coaches generally depart and arrive at Bus Depots. Consult agents.

SANTA FE TRAILWAYS MOTOR COACHES										Table 2 Central Standard Time (Dearborn Station) CHICAGO KANSAS CITY												
Daily		Daily		Daily		Daily		Daily		Daily		Daily		Daily		Daily		Daily		Daily		
AM	PM	AM	PM	AM	PM	AM	PM	AM	PM	AM	PM	AM	PM	AM	PM	AM	PM	AM	PM	AM	PM	
8.00	11.59	2.45	2.45	11.59	8.30	3.30	8.00	12.01	7.30	12.01	10.15	10.05	5.15	2.00	12.01	10.00	9.30	8.55	8.20	8.00	2.17	12.01
11.59	5.25	3.30	3.00	12.30	12.01	7.30	12.01	10.15	10.05	5.15	2.00	12.01	10.00	9.30	8.55	8.20	8.00	2.17	12.01	10.15	10.05	5.15
Santa Fe Trail Limited										KANSAS CITY (Union Station) Kansas City, Kans. 12.19. (Argentine Station) Turner Morris Holiday 12.19.												
The Century Express										Grand Canyon Limited, No extra fare, Via Topeka												
The Westerner Via Ottawa										The Scout Via Ottawa Cut-off												
The Chief - Extra Fare de Luxe train, Standard Sleeping Cars only, see note on page 7 for restrictions.										The Chief - Extra Fare de Luxe train, Standard Sleeping Cars only, see note on page 7 for restrictions.												
Runs via Wichita										Runs via Wichita												
Runs via St. John										Runs via St. John												
Runs via Dodge City										Runs via Dodge City												

Time shown in light figures indicates a.m. Time shown in dark figures indicates p.m.

Dodge City and Albuquerque

For Explanation of Reference Notes see page 36.

Motor Coaches generally depart and arrive at Bus Depots. Consult agents.

Motor Coaches generally depart and arrive at Bus Depots. Consult agents.

Table 3: Dodge City and Albuquerque. A detailed schedule table with columns for Santa Fe Trailways Motor Coaches, No. 15, No. 23, No. 3, No. 7, No. 9, No. 17, No. 19, Miles, and various destinations including Chicago, Kansas City, Dodge City, Denver, and Albuquerque. It includes times for daily, PM, and AM services.

Time shown in light figures indicates a.m. Time shown in dark figures indicates p.m.

Albuquerque and Barstow

For Explanation of Reference Notes see page 36.

Motor Coaches generally depart and arrive at Bus Depots. Consult agents.

Motor Coaches generally depart and arrive at Bus Depots. Consult agents.

Table 4: Albuquerque and Barstow. A detailed schedule table with columns for Santa Fe Trailways Motor Coaches, No. 1, No. 9, No. 19, No. 17, No. 23, No. 3, No. 7, Miles, and various destinations including Albuquerque, Barstow, Los Angeles, and San Francisco. It includes times for daily, PM, and AM services.

Time shown in light figures indicates a.m. Time shown in dark figures indicates p.m.

Barstow and Los Angeles, San Diego

For Explanation of Reference Notes see page 36.

Read down		No. 7 Daily		No. 9 Daily		No. 19 Daily		No. 23 Daily		No. 17 See Note		No. 3 Daily		No. 1 Daily		Miles		Table 5		No. 79-10 Daily		No. 20 Daily		No. 24 Daily		No. 2 Daily		No. 18 See Note		No. 4 Daily		No. 8 Daily		Read up			
		PM	AM	PM	AM	PM	AM	PM	AM	PM	AM	PM	AM	PM	AM	0	0	Central Standard Time		PM	AM	PM	AM	PM	AM	PM	AM	PM	AM	PM	AM	PM	AM	PM	AM	PM	AM
		10.35	10.20	10.20	12.01	12.01	11.35	11.35	7.15	9.45	8.45	8.45	0	0	0	451.1	0	CHICAGO		8.45	1.30	7.50	7.40	1.45	9.00	6.20	6.40	6.20	6.40	6.20	6.40	6.20	6.40	6.20	6.40	6.20	6.40
		8.55	12.01	12.01	10.15	10.15	12.01	12.01	2.17	9.30	10.00	10.00	451.1	0	0	451.1	0	KANSAS CITY		8.00	3.40	5.00	8.10	6.00	10.05	6.40	6.40	6.40	6.40	6.40	6.40	6.40	6.40	6.40	6.40	6.40	6.40
		5.15	4.35	8.35	7.20	7.20	5.30	3.15	2.10	2086.4	0	0	0	0	0	2086.4	0	BARSTOW 4, 6, 7, 91		12.35	2.15	5.00	11.30	11.17	12.40	3.00	3.00	3.00	3.00	3.00	3.00	3.00	3.00	3.00	3.00	3.00	3.00
		5.25	4.45	8.45	7.50	7.50	5.32	3.25	2.20	2086.4	0	0	0	0	0	2086.4	0	BARSTOW		12.05	2.10	4.40	11.15	11.15	12.30	2.50	2.50	2.50	2.50	2.50	2.50	2.50	2.50	2.50	2.50	2.50	2.50
		6.01	5.11	8.35	7.20	7.20	5.30	3.15	2.10	2092.6	0	0	0	0	0	2092.6	0	Lenwood		12.05	2.10	4.40	11.15	11.15	12.30	2.50	2.50	2.50	2.50	2.50	2.50	2.50	2.50	2.50	2.50	2.50	2.50
		6.11	5.21	8.35	7.20	7.20	5.30	3.15	2.10	2092.6	0	0	0	0	0	2092.6	0	Hodge		12.05	2.10	4.40	11.15	11.15	12.30	2.50	2.50	2.50	2.50	2.50	2.50	2.50	2.50	2.50	2.50	2.50	2.50
		6.25	5.35	8.35	7.20	7.20	5.30	3.15	2.10	2107.6	0	0	0	0	0	2107.6	0	Helendale		12.05	2.10	4.40	11.15	11.15	12.30	2.50	2.50	2.50	2.50	2.50	2.50	2.50	2.50	2.50	2.50	2.50	2.50
		6.32	5.42	8.35	7.20	7.20	5.30	3.15	2.10	2117.9	0	0	0	0	0	2117.9	0	Oro Grande		12.05	2.10	4.40	11.15	11.15	12.30	2.50	2.50	2.50	2.50	2.50	2.50	2.50	2.50	2.50	2.50	2.50	2.50
		6.40	5.50	8.35	7.20	7.20	5.30	3.15	2.10	2123.0	0	0	0	0	0	2123.0	0	Victorville		12.05	2.10	4.40	11.15	11.15	12.30	2.50	2.50	2.50	2.50	2.50	2.50	2.50	2.50	2.50	2.50	2.50	2.50
		6.48	5.58	8.35	7.20	7.20	5.30	3.15	2.10	2131.4	0	0	0	0	0	2131.4	0	Hesperia		12.05	2.10	4.40	11.15	11.15	12.30	2.50	2.50	2.50	2.50	2.50	2.50	2.50	2.50	2.50	2.50	2.50	2.50
		6.56	6.06	8.35	7.20	7.20	5.30	3.15	2.10	2142.1	0	0	0	0	0	2142.1	0	Summit		12.05	2.10	4.40	11.15	11.15	12.30	2.50	2.50	2.50	2.50	2.50	2.50	2.50	2.50	2.50	2.50	2.50	2.50
		7.04	6.14	8.35	7.20	7.20	5.30	3.15	2.10	2148.6	0	0	0	0	0	2148.6	0	Cajon		12.05	2.10	4.40	11.15	11.15	12.30	2.50	2.50	2.50	2.50	2.50	2.50	2.50	2.50	2.50	2.50	2.50	2.50
		7.12	6.22	8.35	7.20	7.20	5.30	3.15	2.10	2157.1	0	0	0	0	0	2157.1	0	Devore		12.05	2.10	4.40	11.15	11.15	12.30	2.50	2.50	2.50	2.50	2.50	2.50	2.50	2.50	2.50	2.50	2.50	2.50
		7.20	6.30	8.35	7.20	7.20	5.30	3.15	2.10	2167.5	0	0	0	0	0	2167.5	0	SAN BERNARDINO 4, 93, 94		12.05	2.10	4.40	11.15	11.15	12.30	2.50	2.50	2.50	2.50	2.50	2.50	2.50	2.50	2.50	2.50	2.50	2.50
		7.28	6.38	8.35	7.20	7.20	5.30	3.15	2.10	2176.5	0	0	0	0	0	2176.5	0	Reidlands 91, 94		12.05	2.10	4.40	11.15	11.15	12.30	2.50	2.50	2.50	2.50	2.50	2.50	2.50	2.50	2.50	2.50	2.50	2.50
		7.36	6.46	8.35	7.20	7.20	5.30	3.15	2.10	2187.1	0	0	0	0	0	2187.1	0	SAN BERNARDINO		12.05	2.10	4.40	11.15	11.15	12.30	2.50	2.50	2.50	2.50	2.50	2.50	2.50	2.50	2.50	2.50	2.50	2.50
		7.44	6.54	8.35	7.20	7.20	5.30	3.15	2.10	2196.4	0	0	0	0	0	2196.4	0	Rialto		12.05	2.10	4.40	11.15	11.15	12.30	2.50	2.50	2.50	2.50	2.50	2.50	2.50	2.50	2.50	2.50	2.50	2.50
		7.52	7.02	8.35	7.20	7.20	5.30	3.15	2.10	2205.7	0	0	0	0	0	2205.7	0	Fontana		12.05	2.10	4.40	11.15	11.15	12.30	2.50	2.50	2.50	2.50	2.50	2.50	2.50	2.50	2.50	2.50	2.50	2.50
		8.00	7.10	8.35	7.20	7.20	5.30	3.15	2.10	2215.0	0	0	0	0	0	2215.0	0	Etiwanda		12.05	2.10	4.40	11.15	11.15	12.30	2.50	2.50	2.50	2.50	2.50	2.50	2.50	2.50	2.50	2.50	2.50	2.50
		8.08	7.18	8.35	7.20	7.20	5.30	3.15	2.10	2224.3	0	0	0	0	0	2224.3	0	Cucamonga		12.05	2.10	4.40	11.15	11.15	12.30	2.50	2.50	2.50	2.50	2.50	2.50	2.50	2.50	2.50	2.50	2.50	2.50
		8.16	7.26	8.35	7.20	7.20	5.30	3.15	2.10	2233.6	0	0	0	0	0	2233.6	0	Upland (Ontario)		12.05	2.10	4.40	11.15	11.15	12.30	2.50	2.50	2.50	2.50	2.50	2.50	2.50	2.50	2.50	2.50	2.50	2.50
		8.24	7.34	8.35	7.20	7.20	5.30	3.15	2.10	2242.9	0	0	0	0	0	2242.9	0	Claremont		12.05	2.10	4.40	11.15	11.15	12.30	2.50	2.50	2.50	2.50	2.50	2.50	2.50	2.50	2.50	2.50	2.50	2.50
		8.32	7.42	8.35	7.20	7.20	5.30	3.15	2.10	2252.2	0	0	0	0	0	2252.2	0	Pomona		12.05	2.10	4.40	11.15	11.15	12.30	2.50	2.50	2.50	2.50	2.50	2.50	2.50	2.50	2.50	2.50	2.50	2.50
		8.40	7.50	8.35	7.20	7.20	5.30	3.15	2.10	2261.5	0	0	0	0	0	2261.5	0	La Verne		12.05	2.10	4.40	11.15	11.15	12.30	2.50	2.50	2.50	2.50	2.50	2.50	2.50	2.50	2.50	2.50	2.50	2.50
		8.48	7.58	8.35	7.20	7.20	5.30	3.15	2.10	2270.8	0	0	0	0	0	2270.8	0	San Dimas		12.05	2.10	4.40	11.15	11.15	12.30	2.50	2.50	2.50	2.50	2.50	2.50	2.50	2.50	2.50	2.50	2.50	2.50
		8.56	8.06	8.35	7.20	7.20	5.30	3.15	2.10	2280.1	0	0	0	0	0	2280.1	0	Glendora		12.05	2.10	4.40	11.15	11.15	12.30	2.50	2.50	2.50	2.50	2.50	2.50	2.50	2.50	2.50	2.50	2.50	2.50
		9.04	8.14	8.35	7.20	7.20	5.30	3.15	2.10	2289.4	0	0	0	0	0	2289.4	0	Azusa		12.05	2.10	4.40	11.15	11.15	12.30	2.50	2.50	2.50	2.50	2.50	2.50	2.50	2.50	2.50	2.50	2.50	2.50
		9.12	8.22	8.35	7.20	7.20	5.30	3.15	2.10	2298.7	0	0	0	0	0	2298.7	0	Monrovia		12.05	2.10	4.40	11.15	11.15	12.30	2.50	2.50	2.50	2.50	2.50	2.50	2.50	2.50	2.50	2.50	2.50	2.50
		9.20	8.30	8.35	7.20	7.20	5.30	3.15	2.10	2308.0	0	0	0	0	0	2308.0	0	Arcadia		12.05	2.10	4.40	11.15	11.15	12.30	2.50	2.50	2.50	2.50	2.50	2.50	2.50	2.50	2.50	2.50	2.50	2.50
		9.28	8.38	8.35	7.20	7.20	5.30	3.15	2.10	2317.3	0	0	0	0	0	2317.3	0	Santa Anita (Sierra Madre)		12.05	2.10	4.40	11.15	11.15	12.30	2.50	2.50	2.50	2.50	2.50	2.50	2.50	2.50	2.50	2.50	2.50	2.50
		9.36	8.46	8.35	7.20	7.20	5.30	3.15	2.10	2326.6	0	0	0	0	0	2326.6	0	Lamanda Park		12.05	2.10	4.40	11.15	11.15	12.30	2.50	2.50	2.50	2.50	2.50	2.50	2.50	2.50	2.50	2.50	2.50	2.50
		9.44	8.54	8.35	7.20	7.20	5.30	3.15	2.10	2335.9	0	0	0	0	0	2335.9	0	PASADENA		12.05	2.10	4.40	11.15	11.15	12.30	2.50	2.50	2.50	2.50	2.50	2.50	2.50	2.50	2.50	2.50	2.50	2.50
		9.52	9.02	8.35	7.20	7.20	5.30	3.15	2.10	2345.2	0	0	0	0	0	2345.2	0	Raymond		12.05	2.10	4.40	11.15	11.15	12.30	2.50	2.50	2.50	2.50	2.50	2.50	2.50	2.50	2.50	2.50	2.50	2.50
		10.00	9.10	8.35	7.20	7.20	5.30	3.15	2.10	2354.5	0	0	0	0	0	2354.5	0	So. Pasadena		12.05	2.10	4.40	11.15	11.15	12.30	2.50	2.50	2.50	2.50	2.50	2.50	2.50	2.50	2.50	2.50	2.50	2.50
		10.08	9.18	8.35	7.20	7.20	5.30	3.15	2.10	2363.8</																											

Newton and Ft. Worth

For Explanation of Reference Notes see page 36.

Read down		Read up	
No. 47 Daily	No. 1 Daily	No. 9 Daily	No. 23-16 Daily
PM 8.45	AM 10.20	AM 10.20	PM 11.35
7.20	9.05	9.05	11.00
10.00	12.01	12.01	2.00
12.20	2.36	2.35	3.30
1.45	4.25	4.25	6.30
Motor	4.40	5.40	6.55
7.05	5.20	5.56	12.22
7.15	5.20	6.30	2.55
7.45	5.35	7.00	3.35
8.01	6.02	7.25	1.01
8.15	6.02	7.25	1.06
AM 3.22	6.02	7.25	1.06
AM 4.00	6.40	7.25	1.06
77 Ex Su. Mixed	51 Motor Daily	Motor	8.05
7.45	5.05	8.35	8.37
8.15	5.25	8.57	2.17
AM	AM	9.10	2.20
AM	AM	9.20	2.20
AM	AM	9.40	3.00
AM	AM	9.50	3.43
AM	AM	10.04	3.43
AM	AM	10.16	4.25
AM	AM	10.38	4.25
AM	AM	10.47	4.25
AM	AM	11.10	5.15
AM	AM	11.26	5.25
AM	AM	11.42	5.50
AM	AM	11.52	6.10
AM	AM	12.10	6.10
AM	AM	12.35	6.10
AM	AM	1.03	6.10
AM	AM	1.25	6.10

Dallas, Ft. Worth, Brownwood and San Angelo

Read down		Read up	
66-77 Daily	Mis.	78-85 Daily	Mis.
PM 10.00	0	AM 7.45	0
10.45	31.0	7.55	0
11.20	31.0	8.10	0
11.53	42.8	8.31	0
12.01	46.4	8.43	0
12.11	51.8	8.57	0
12.21	56.2	9.06	0
12.29	60.5	9.16	0
12.38	65.1	9.26	0
12.52	70.9	9.34	0
1.12	80.8	9.41	0
1.29	89.5	9.48	0
1.44	96.9	9.55	0
2.07	106.7	10.01	0
2.25	115.3	10.07	0
2.39	120.5	10.13	0
2.56	129.7	10.19	0
3.06	135.0	10.25	0
3.22	142.6	10.31	0
3.37	149.9	10.37	0
3.49	156.1	10.43	0
4.06	164.6	10.49	0
4.30	173.2	10.55	0
4.45	178.2	11.01	0
4.53	182.8	11.07	0
5.20	194.6	11.13	0
5.44	209.8	11.19	0
5.59	219.3	11.25	0
6.25	234.3	11.31	0
6.40	243.9	11.37	0
6.54	251.6	11.43	0
7.30	270.3	11.49	0
AM	AM	11.55	0

Nos. 66-77 and 78-85 carry air-conditioned 12 Sec., D. R. Pullmans between Dallas and San Angelo.

For Explanation of Reference Notes see page 36.

THE RANGER

Santa Fe's fine, fast flyer for Kansas City and Kansas, Oklahoma and Texas, now carries a through observation Pullman between Chicago and San Antonio. Air-conditioned, of course.

Time shown in light figures indicates a.m. Time shown in dark figures indicates p.m.

Wichita, Mulvane and Englewood

Read down		Read up	
47 Daily	Mis.	48 Daily	Mis.
AM 8.15	15.6	PM 9.55	0
8.30	23.1	9.20	0
8.45	30.5	9.41	0
9.01	38.3	9.55	0
9.24	42.9	10.01	0
9.37	49.7	10.15	0
9.51	56.6	10.29	0
10.00	67.1	10.43	0
10.14	73.8	10.57	0
10.29	81.5	11.11	0
10.44	88.8	11.25	0
11.00	96.3	11.39	0
11.17	104.3	11.53	0
11.31	110.9	12.07	0
11.37	113.8	12.21	0
11.51	120.2	12.35	0
12.16	132.3	12.49	0
12.33	140.8	1.03	0
12.53	150.5	1.17	0
1.12	160.3	1.31	0
1.25	166.6	1.45	0
1.38	174.6	1.59	0
1.55	181.9	2.13	0

Davis and Sulphur

Read down		Read up	
303 Ex.Su.	Mis.	304 Ex.Su.	Mis.
AM 8.10	0	AM 9.35	0
8.45	9.3	9.00	0

Time shown in light figures indicates a.m. Time shown in dark figures indicates p.m.

Ft. Worth, Temple, San Angelo, Houston, Galveston and New Orleans

Read down		Read up	
5-66-77 Daily	No. 5 Daily	23-15 Daily	Miles
PM 8.00	PM 8.00	PM 11.35	0
8.00	8.00	2.00	451.1
10.25	10.25	6.25	1039.7
10.00	10.00	6.45	0
10.45	10.45	6.55	31.0
11.20	11.00	8.00	1039.7
11.20	11.00	8.13	1044.9
11.20	11.00	8.22	1052.2
11.20	11.00	8.33	1060.8
11.20	11.00	8.45	1068.4
11.20	11.00	8.55	1076.4
11.20	11.00	9.06	1084.4
11.20	11.00	9.16	1090.9
11.20	11.00	9.27	1098.3
11.20	11.00	9.39	1105.5
11.20	11.00	9.50	1112.8
11.20	11.00	10.07	1119.8
11.20	11.00	10.24	1126.9
11.20	11.00	10.38	1133.9
11.20	11.00	10.49	1142.6
11.20	11.00	11.05	1152.6
11.20	11.00	11.17	1160.6
11.20	11.00	11.30	1167.9
11.20	11.00	11.49	1176.9
11.20	11.00	12.11	1184.2
11.20	11.00	12.26	1191.2
11.20	11.00	12.41	1198.2
11.20	11.00	12.56	1203.9
11.20	11.00	1.10	1212.8
11.20	11.00	1.24	1224.4
11.20	11.00	1.39	1234.4
11.20	11.00	1.51	1243.4
11.20	11.00	2.04	1251.4
11.20	11.00	2.19	1259.4
11.20	11.00	2.34	1265.4
11.20	11.00	2.49	1274.4
11.20	11.00	2.64	1282.4
11.20	11.00	2.79	1290.4
11.20	11.00	2.94	1299.4
11.20	11.00	3.09	1300.1
11.20	11.00	3.24	1309.7
11.20	11.00	3.39	1321.5
11.20	11.00	3.54	1330.1
11.20	11.00	3.69	1336.7
11.20	11.00	3.84	1346.2
11.20	11.00	3.99	1352.2
11.20	11.00	4.14	1362.2
11.20	11.00	4.29	1370.9
11.20	11.00	4.44	1379.5
11.20	11.00	4.59	1388.2
11.20	11.00	4.74	1398.2
11.20	11.00	4.89	1408.2
11.20	11.00	5.04	1418.2
11.20	11.00	5.19	1428.2
11.20	11.00	5.34	1438.2
11.20	11.00	5.49	1448.2
11.20	11.00	5.64	1458.2
11.20	11.00	5.79	1468.2
11.20	11.00	5.94	1478.2
11.20	11.00	6.09	1488.2
11.20	11.00	6.24	1498.2
11.20	11.00	6.39	1508.2
11.20	11.00	6.54	1518.2
11.20	11.00	6.69	1528.2
11.20	11.00	6.84	1538.2
11.20	11.00	6.99	1548.2
11.20	11.00	7.14	1558.2
11.20	11.00	7.29	1568.2
11.20	11.00	7.44	1578.2
11.20	11.00	7.59	1588.2

Time shown in light figures indicates a.m. Time shown in dark figures indicates p.m.

La Junta and Denver

Read down		Read up	
No. 9-27-11 Bus.	No. 9-27-11 Bus.	No. 13-14 Daily	No. 13-14 Daily
AM 10.20	AM 10.20	PM 11.35	0
10.05	10.05	2.00	451.1
10.20	10.20	2.20	991.7
10.35	10.35	2.40	991.7
10.50	10.50	2.60	991.7
11.05	11.05	2.80	991.7
11.20	11.20	3.00	991.7
11.35	11.35	3.20	991.7
11.50	11.50	3.40	991.7
12.05	12.05	3.60	991.7
12.20	12.20	3.80	991.7
12.35	12.35	4.00	991.7
12.50	12.50	4.20	991.7
1.05	1.05	4.40	991.7
1.20	1.20	4.60	991.7
1.35	1.35	4.80	991.7
1.50	1.50	5.00	991.7
2.05	2.05	5.20	991.7
2.20	2.20	5.40	991.7
2.35	2.35	5.60	991.7
2.50	2.50	5.80	991.7
3.05	3.05	6.00	991.7
3.20	3.20	6.20	991.7
3.35	3.35	6.40	991.7
3.50	3.50	6.60	991.7
4.05	4.05	6.80	991.7
4.20	4.20	7.00	991.7
4.35	4.35	7.20	991.7
4.50	4.50	7.40	991.7
5.05	5.05	7.60	991.7
5.20	5.20	7.80	991.7
5.35	5.35	8.00	991.7
5.50	5.50	8.20	991.7
6.05	6.05	8.40	991.7
6.20	6.20	8.60	991.7
6.35	6.35	8.80	991.7
6.50	6.50	9.00	991.7
7.05	7.05	9.20	991.7
7.20	7.20	9.40	991.7
7.35	7.35	9.60	991.7
7.50	7.50	9.80	991.7
8.05	8.05	10.00	991.7
8.20	8.20	10.20	991.7
8.35	8.35	10.40	991.7
8.50	8.50	10.60	991.7

NOTE:—Between Denver and Pueblo passengers will take trains at these Stations: D—Denver & Rio Grande Station; S—Santa Fe Station and Union Depots where indicated. No. 27 and No. 28 are C. & S. trains but Santa Fe tickets are honored thereon. Train No. 13-14 connects with Train No. 3 at La Junta.

Connections at Denver

Read down		Read up	
15 Daily	5 Daily	1 Daily	Mis.
PM 7.30	PM 4.05	AM 8.35	0
9.45	4.05	10.35	75
11.15	Moffat Tunnel	11.55	119
12.40	Tunnel Route	1.05	160
2.30	Route	1.13	165
3.00	Route	1.25	215
3.15	Route	1.35	258
3.30	Route	1.45	258
3.45	Route	1.55	258
4.00	Route	2.05	360
4.15	Route	2.15	360
4.30	Route	2.25	360
4.45	Route	2.35	360
5.00	Route	2.45	360
5.15	Route	2.55	360
5.30	Route	3.05	360
5.45	Route	3.15	360

Wichita and Presidio

Read down		Table 11		Read up	
9-45 Daily	Miles	46-28-10 Daily			
AM		PM			
10 20	0	8 45			
12 01	451.1	7 30			
5 20	663.4	2 05			
Motor					
6 00	0	11 25			
6 20	9.6	11 05			
6 32	15.8	10 55			
6 46	23.2	10 41			
7 00	31.4	10 26			
7 18	42.0	10 07			
7 30	49.1	9 55			
7 50	58.4	9 37			
8 15	72.5	9 10			
8 31	81.6	8 52			
8 47	92.3	8 25			
9 06	98.1	8 17			
9 21	106.5	8 01			
9 30	111.3	7 52			
9 42	118.6	7 40			
10 00	128.0	7 25			
10 05	128.0	7 15			
10 33	139.6	7 02			
10 46	146.0	6 50			
11 07	157.0	6 38			
11 31	170.8	6 26			
11 58	180.0	6 12			
12 04	187.2	6 00			
12 23	192.8	5 45			
1 05	211.9	5 30			
1 21	220.7	5 15			
1 42	232.9	5 00			
1 56	240.3	4 48			
2 13	249.5	4 36			
2 30	259.3	4 24			
2 55	259.3	4 12			
3 16	270.2	4 00			
3 26	275.1	3 48			
3 36	280.3	3 36			
3 55	289.5	3 24			
4 08	296.3	3 12			
4 23	306.6	3 00			
4 40	313.3	2 48			
4 55	321.1	2 36			
5 12	330.4	2 24			
5 37	343.1	2 12			
6 00	355.1	2 00			
6 13	362.5	1 48			
6 32	372.1	1 36			
6 46	380.4	1 24			
7 20	397.8	1 12			
7 23	397.8	1 00			
7 41	406.3	9 45			
7 50	411.1	9 30			
8 05	418.5	9 15			
8 35	432.1	9 00			
8 55	443.1	8 45			
9 38	449.3	8 30			
9 53	463.0	8 15			
9 44	469.5	8 00			
9 57	477.3	7 45			
10 13	487.5	7 30			
10 24	494.1	7 15			
10 55	509.4	7 00			
7 40	509.4	6 45			
8 05	524.4	6 30			
8 27	537.7	6 15			
9 09	563.6	6 00			
9 41	582.6	5 45			
9 58	592.7	5 30			
10 03	594.8	5 15			
10 08	596.8	5 00			
10 33	611.9	4 45			
11 03	630.6	4 30			
11 21	641.6	4 15			
11 32	648.9	4 00			
11 43	655.8	3 45			
12 15	673.7	3 30			
1 15	712.7	3 15			
2 40	727.7	3 00			
3 45	736.3	2 45			
4 30	736.3	2 30			
5 10	748.9	2 15			
6 10	776.5	2 00			
7 03	785.7	1 45			
8 00	794.9	1 30			
9 00	818.7	1 15			

For Explanation of Reference Notes see page 36.

Kansas City, Chanute and Tulsa

Read down		Table 12		Read up	
15-51 Daily	Miles	48-10 Daily	52-8 Daily	50-24 Daily	
AM		PM			
1 45	0	8 45			
1 30	451.1	7 00			
6 50	0	8 20			
7 01	4.2	7 13			
7 06	6.8	7 00			
7 17	9.9	6 55			
7 22	13.1	6 40			
7 37	15.9	6 25			
7 50	25.6	6 10			
8 10	34.2	5 55			
8 20	39.5	5 40			
8 30	45.1	5 25			
8 46	49.5	5 10			
8 55	56.9	5 00			
9 08	57.8	4 45			
9 25	57.8	4 30			
9 37	57.8	4 15			
9 52	57.8	4 00			
10 03	57.8	3 45			
10 15	57.8	3 30			
10 28	57.8	3 15			
10 43	57.8	3 00			
10 55	57.8	2 45			
11 06	57.8	2 30			
11 17	57.8	2 15			
11 27	57.8	2 00			
11 38	57.8	1 45			
11 48	57.8	1 30			
11 59	57.8	1 15			
12 11	57.8	1 00			
12 22	57.8	9 45			
12 33	57.8	9 30			
12 43	57.8	9 15			
12 53	57.8	9 00			
1 03	57.8	8 45			
1 13	57.8	8 30			
1 23	57.8	8 15			
1 33	57.8	8 00			
1 43	57.8	7 45			
1 53	57.8	7 30			
2 03	57.8	7 15			
2 13	57.8	7 00			
2 23	57.8	6 45			
2 33	57.8	6 30			
2 43	57.8	6 15			
2 53	57.8	6 00			
3 03	57.8	5 45			
3 13	57.8	5 30			
3 23	57.8	5 15			
3 33	57.8	5 00			
3 43	57.8	4 45			
3 53	57.8	4 30			
4 03	57.8	4 15			
4 13	57.8	4 00			
4 23	57.8	3 45			
4 33	57.8	3 30			
4 43	57.8	3 15			
4 53	57.8	3 00			
5 03	57.8	2 45			
5 13	57.8	2 30			
5 23	57.8	2 15			
5 33	57.8	2 00			
5 43	57.8	1 45			
5 53	57.8	1 30			
6 03	57.8	1 15			
6 13	57.8	1 00			
6 23	57.8	9 45			
6 33	57.8	9 30			
6 43	57.8	9 15			
6 53	57.8	9 00			
7 03	57.8	8 45			
7 13	57.8	8 30			
7 23	57.8	8 15			
7 33	57.8	8 00			
7 43	57.8	7 45			
7 53	57.8	7 30			
8 03	57.8	7 15			
8 13	57.8	7 00			
8 23	57.8	6 45			
8 33	57.8	6 30			
8 43	57.8	6 15			
8 53	57.8	6 00			
9 03	57.8	5 45			
9 13	57.8	5 30			
9 23	57.8	5 15			
9 33	57.8	5 00			
9 43	57.8	4 45			
9 53	57.8	4 30			
10 03	57.8	4 15			
10 13	57.8	4 00			
10 23	57.8	3 45			
10 33	57.8	3 30			
10 43	57.8	3 15			
10 53	57.8	3 00			
11 03	57.8	2 45			
11 13	57.8	2 30			
11 23	57.8	2 15			
11 33	57.8	2 00			
11 43	57.8	1 45			
11 53	57.8	1 30			
12 03	57.8	1 15			
12 13	57.8	1 00			
12 23	57.8	9 45			
12 33	57.8	9 30			
12 43	57.8	9 15			
12 53	57.8	9 00			
1 03	57.8	8 45			
1 13	57.8	8 30			
1 23	57.8	8 15			
1 33	57.8	8 00			
1 43	57.8	7 45			
1 53	57.8	7 30			
2 03	57.8	7 15			
2 13	57.8	7 00			
2 23	57.8	6 45			
2 33	57.8	6 30			
2 43	57.8	6 15			
2 53	57.8	6 00			
3 03	57.8	5 45			
3 13	57.8	5 30			
3 23	57.8	5 15			
3 33	57.8	5 00			
3 43	57.8	4 45			
3 53	57.8	4 30			
4 03	57.8	4 15			
4 13	57.8	4 00			
4 23	57.8	3 45			
4 33	57.8	3 30			
4 43	57.8	3 15			
4 53	57.8	3 00			
5 03	57.8	2 45			
5 13	57.8	2 30			
5 23	57.8	2 15			
5 33	57.8	2 00			
5 43	57.8	1 45			
5 53	57.8	1 30			
6 03	57.8	1 15			
6 13	57.8	1 00			
6 23	57.8	9 45			
6 33	57.8	9 30			

Independence and Wellington

Read down 87 Ex. Sa. Daily 75 Daily Mls. Table 28 14-50 Daily 76-48 Daily 88 Ex. Su. Read up

Way Freight 11.00 3.15 165.2

Central Standard Time

Kansas City Ar 8.20 7.25

Independence Lv 3.34 2.17

Independence 12 Ar 11.05 8.10

Elk City Lv 10.35 7.42

Oak Valley Ar 10.20 7.30

Longton 30 Ar 10.10 7.20

Moline 29 Ar 9.45 6.58

Elk Falls Lv 9.29 6.43

Granol Lv 9.01 6.30

Grand Summit Ar 9.16 6.30

Cambridge Lv 9.01 6.15

Burden Ar 8.50 6.05

New Salem Lv 8.35 5.35

Winfield (Main Street) Ar 8.20 5.35

Winfield 8 Lv 8.41 6.15

Oxford Ar 7.41 4.56

Dalton Lv 7.30 4.45

Wellington 7, 8, 33, 34 Lv 7.15 4.30

Emporia, Moline and Chanute

Read down 9-96 Daily 1-66 Daily 1-62 Daily Mls. Table 29 61-24 Daily 65-24 Daily 95-6 Ex. Sa. Read up

Central Standard Time

Kansas City Ar 5.00 5.00 10.25

Emporia Lv 1.45 1.45 7.35

Emporia 2, 8, 20, 29, 35 Ar 12.10 11.50 6.55

Ross Lv 11.56 11.34 6.25

Olpe Ar 11.48 11.25 6.10

Root Lv 11.17 11.05 5.45

Madison Ar 11.30 11.09 5.20

Madison Jct. Lv 11.23 11.02 5.00

Madison Jct. Ar 11.23 11.02 5.00

Bisbee Lv 10.55 10.50 4.50

Hamilton Ar 10.43 10.38 4.40

Eureka Lv 10.14 10.14 2.50

Climax Ar 9.58 9.58 2.00

Severy Lv 9.45 9.45 1.25

Howard Ar 9.19 9.19 1.25

Moline 28 Lv 8.44 8.44 1.15

Madison Jct. Ar 11.23 11.23 23.8

Hilltop Lv 11.14 11.14 25.4

Virgil Ar 11.03 11.03 33.8

Quincy Lv 10.52 10.52 40.7

Toronto Ar 10.42 10.42 47.1

Coyville Lv 10.26 10.26 55.8

Fredonia 30 Ar 9.52 9.52 71.0

Fredonia Lv 9.47 9.47 79.4

Benedict 30 Ar 9.20 9.20 84.4

Rest Lv 9.13 9.13 88.6

Vilas Ar 8.55 8.55 96.9

Chanute 12, 30, 31 Lv 8.55 8.55 96.9

Chanute and Longton

Read down 87 Ex. Sa. Daily 61 Daily Mls. Table 30 62 Daily 88 Ex. Su. Read up

Central Standard Time

Chanute 12, 29, 31 Ar 4.20 4.20 3.30

Vilas Lv 4.02 4.02 3.54

Rest Ar 3.54 3.54 3.54

Benedict 29 Lv 3.44 3.44 3.44

Fredonia Ar 3.25 3.25 3.25

Longton 28 Lv 2.45 2.45 2.45

Chanute and Pittsburg

Read down 57 Daily Mls. Table 31 58 Daily Read up

Central Standard Time

Chanute 12, 29, 30 Ar 8.50 8.50 4.40

Rollin Lv 8.30 8.30 7.1

Shaw Ar 8.23 8.23 11.1

Erie Lv 8.16 8.16 15.5

Walnut Ar 7.59 7.59 25.9

Brazilton Lv 7.45 7.45 33.0

Girard Ar 7.32 7.32 40.8

Radley Lv 7.23 7.23 45.9

Capaldo Ar 7.19 7.19 48.2

Frontenac Lv 7.15 7.15 50.2

Pittsburg Ar 7.00 7.00 54.1

Cherryvale and Coffeyville

Read down 81 Ex. Su. 79 Sun. 77 Ex. Su. Mls. Table 32 78 Ex. Su. 80 Sun. 82 Ex. Su. Read up

Central Standard Time

Cherryvale 12 Ar 1.50 1.50 7.20

Liberty Lv 1.50 1.50 8.3

Coffeyville Ar 1.05 1.05 16.45

Newton, Augusta and Wellington

Read down 97 Ex. Su. 69 Daily 1 Daily 9 Daily Mls. Table 33 10 Daily 2 Daily 70 Ex. Su. 98 Ex. Su. Read up

Central Standard Time

Newton Ar 2.55 2.55 2.10

Wichita Lv 2.10 2.10 1.49

Mulvane 8, 8b Ar 1.49 1.55

Augusta Ar 4.10 4.10 4.10

Rose Hill Lv 3.45 3.45 3.45

Salina Ar 3.26 3.26 3.26

Mulvane Ar 1.49 1.55 3.15

Belle Plaine Lv 1.40 1.46 2.55

Wellington 7, 8, 28, 34 Lv 1.20 1.25 1.55

Wellington and Tonkawa

Read down 55 Daily 51 Daily Mls. Table 34 52 Daily Read up

Central Standard Time

Wellington 7, 8, 28, 33 Ar 9.00 9.00 4.5

Rome Lv 4.45 4.45 3.2

South Haven 49 Ar 3.25 3.25 2.5

Hunnewell Lv 2.25 2.25 1.3

Braman Ar 2.13 2.13 1.3

Blackwell 36 Lv 2.00 2.00 1.3

Tonkawa Ar 7.35 7.35 7.35

Strong City and Superior

Read down 9-51 Daily 27-73 Daily Mls. Table 35 74 Daily 52-2 Daily Read up

Central Standard Time

Kansas City Ar 8.10 8.10 4.50

Emporia Lv 4.50 4.50 4.45

Emporia Ar 10.00 10.00 4.45

Strong City Lv 9.00 9.00 4.20

Strong City 2, 38 Ar 9.00 9.00 4.15

Hymar Lv 4.54 4.54 5.4

Diamond Springs Ar 11.8 11.8 6.33

Burdick Lv 17.6 17.6 4.3

Lost Springs Ar 23.4 23.4 3.3

Hope Lv 29.7 29.7 2.3

Navarre Ar 41.0 41.0 2.3

Enterprise Lv 48.6 48.6 2.3

Ableene 37, 38 Ar 5.25 5.25 2.05

Talmage Lv 3.40 3.40 2.05

Manchester 38 Ar 3.26 3.26 2.05

Longford Lv 3.13 3.13 1.45

Oak Hill Ar 3.00 3.00 1.36

Miltonvale Lv 2.37 2.37 1.22

Aurora Ar 2.17 2.17 1.05

Concordia Lv 1.45 1.45 12.45

Concordia Ar 12.15 12.15 11.7

Kaekley Lv 11.15 11.15 11.7

Courtland Ar 12.45 12.45 13.9

Lovevell Lv 1.10 1.10 14.4

Webber Ar 1.30 1.30 15.2

Superior Lv 2.00 2.00 15.8

Hutchinson and Ponca City

Read down 9-11 Daily 49 Daily Mls. Table 36 50-4 Daily Read up

Central Standard Time

Hutchinson 2 Ar 3.30 3.30 3.12

Darlow Lv 3.12 3.12 3.02

Castleton Ar 3.02 3.02 2.52

Pretty Prairie Lv 2.52 2.52 2.44

Varner Ar 2.44 2.44 2.30

Kingman 46 Lv 2.30 2.30 2.16

Carvel Ar 2.16 2.16 2.09

Basil Lv 2.09 2.09 2.00

Rago 8b Ar 2.00 2.00 1.52

Duquoin Lv 1.52 1.52 1.35

Harper 7, 11 Ar 1.35 1.35 1.15

Harper Lv 1.15 1.15 1.15

Anthony 11, 49 Ar 1.15 1.15 1.15

Manchester Lv 1.15 1.15 1.15

Gibbon Ar 1.15 1.15 1.15

Wakita Lv 1.15 1.15 1.15

Clyde Ar 1.15 1.15 1.15

Medford Lv 1.15 1.15 1.15

Numa Ar 1.15 1.15 1.15

Deer Creek Lv 1.15 1.15 1.15

Blackwell 34 Ar 1.15 1.15 1.15

Blackwell Lv 1.15 1.15 1.15

Autwine Ar 1.15 1.15 1.15

Ponca City 8 Lv 1.15 1.15 1.15

Abilene and Osborne

Read down (All Mixed Trains) 79 Ex. Su. Mls. Table 37 80 Ex. Su. Read up

Central Standard Time

Abilene 35, 38 Ar 3.00 3.00 2.30

Salina Lv 2.30 2.30 1.49

Salina Ar 1.49 1.55

Westfall Lv 11.47 11.47 11.25

Lincoln Center Ar 10.55 10.55 10.35

Denmark Lv 10.35 10.35 10.19

Ash Grove Ar 10.19 10.19 10.06

Hunter Lv 10.06 10.06 9.43

Tipton Ar 9.43 9.43 9.00

Osborne Lv 9.00 9.00 9.00

Abilene and Barnard

Read down 9-51 Ex. Su. Mls. Table 38 86-52 Ex. Su. Read up

Central Standard Time

Kansas City Ar 8.10 8.10 4.20

Strong City Lv 4.20 4.20 4.15

Strong City Ar 4.15 4.15 2.25

Abilene Lv 2.25 2.25 2.10

Abilene 35, 37 Ar 2.10 2.10 1.40

Talmage 35 Lv 1.40 1.40 1.20

Vine Creek Ar 1.20 1.20 1.08

Wells Lv 1.08 1.08 1.24

Minneapolis Ar 1.24 1.24 1.16

Ada Lv 1.16 1.16 1.24

Milo Ar 1.24 1.24 1.10

Barnard Lv 1.10 1.10 1.10

Caney and Ralston

Read down 71 Ex. Su. Mls. Table 39 72 Ex. Su. Read up

Central Standard Time

Caney 12, 40 Ar 2.00 2.00 1.52

Owen Jct. Lv 1.52 1.52 1.30

Hulah Ar 1.30 1.30 1.10

Bowring Lv 1.10 1.10 1.10

Bigheart Ar 1.10 1.10 1.10

Pawhuska Lv 1.10 1.10 1.10

Betts Ar 1.10 1.10 1.10

Strohman Lv 1.10 1.10 1.10

Keefe Ar 1.10 1.10 1.10

Ralston 53 Lv 1.10 1.10 1.10

Caney and Cedar Vale

Read down 68-67 Ex. Mo. Mls. Table 40 68-67 Ex. Mo. Read up

Central Standard Time

Caney 12, 39 Ar 1.15 1.15 1.00

Havana 12 Lv 1.00 1.00 1.15

Havana Ar 1.15 1.15 1.15

Niotaze Lv 1.15 1.15 1.15

Peru Ar 1.15 1.15 1.15

Chautauquus Lv 1.15 1.15 1.15

Elgin Ar 1.15 1.15 1.15

Hewins Lv 1.15 1.15 1.15

Cedar Vale Ar 1.15 1.15 1.15

Little River and Galatia

Read down 89 Ex. Su. Mls. Table 41 90 Ex. Su. Read up

Central Standard Time

Little River 25 Ar 2.00 2.00 2.21

Geneseo Lv 2.21 2.21 2.01

Lorraine Ar 2.01 2.01 1.40

Holyrood Lv 1.40 1.40 1.25

Hitschmann Ar 1.25 1.25 1.10

Beaver Lv 1.10 1.10 1.10

Susank Ar 1.10 1.10 1.10

Galatia Lv 1.10 1.10 1.10

Great Bend and Garden City

Read down (All Mixed Trains) 69 Ex. Su. Mls. Table 42 70 Ex. Su. Read up

Central Standard Time

Great Bend 2 Ar 4.30 4.30 3.25

Heizer Lv 3.25 3.25 3.05

Albert Ar 3.05 3.05 2.40

Shaffer Lv 2.40 2.40 2.20

Timken Ar 2.20 2.20 1.55

Rush Centre Lv 1.55 1.55 1.35

Nekoma Ar 1.35 1.35 1.15

Alexander Lv 1.15 1.15 1.15

Bazine Ar 1.15 1.15 1.15

Ness City Lv 1.15 1.15 1.15

Beeler Ar 1.15 1.15 1.15

Alamota Lv 1.15 1.15 1.15

Dighton Ar 1.15 1.15 1.15

Amy Lv 1.15 1.15 1.15

Grigston Ar 1.15 1.15 1.15

Scott City Lv 1.15 1.15 1.15

Scott City Ar 1.15 1.15 1.15

Shallow Water Lv 1.10 1.10 1.10

Friend Ar 1.10 1.10 1.10

Tennis Lv 1.10 1.10 1.10

Garden City 3 Ar 1.10 1.10 1.10

Cushing and Oilton

Read down 85 Ex. Su. Mls. Table 43 60-62 Ex. Su. 86 Ex. Su. Read up

Central Standard Time

Cushing 44, 51, 53 Ar 12.50 12.50 3.00

Schlegel Lv 12.50 12.50 3.00

Pemeta Ar 12.20 12.20 2.50

Frey Lv 12.10 12.10 2.40

Drumright Ar 12.01 12.01 2.30

Drumright Lv 6.45 6.45 6.35

Frey Ar 6.35 6.35 6.10

Oilton Lv 6.10 6.10 6.10

Cushing and Maramec

Read down 84 Ex. Su. Mls. Table 44 83 Ex. Su. Read up

Central Standard Time

Cushing 43, 51, 53 Ar 8.40 8.40 8.00

Yale Lv 8.00 8.00 7.20

Quay Ar 7.20 7.20 7.05

Maramec Lv 7.05 7.05 7.05

Satanta and Pritchett

Read down 85 MoWe & Fr. Mls. Table 45 86 Tu, Th & Sa. Read up

Central Standard Time

Satanta 47 Ar 11.15 11.15 9.15

Ulysses Lv 9.15 9.15 8.25

Bigbow Ar 8.25 8.25 7.50

Johnson Lv 7.50 7.50 7.25

Manter Ar 7.25 7.25 6.35

Bartlett Lv 6.35 6.35 6.15

Walsh Ar 6.15 6.15 5.35

Springfield 48 Lv 5.05 5.05 4.15

Pritchett Ar 4.15 4.15 4.15

Wichita and Pratt

Read down 9-67 Ex. Su. Mls. Table 46 68-6 Ex. Su. Read up

Central Standard Time

Kansas City Ar 10.25 10.25 5.20

Wichita Lv 5.20 5.20 4.30

Wichita 4, 7, 8, 8b, 11, 33 Ar 4.30 4.30 3.10

Goddard Lv 3.10 3.10 2.50

Garden Plain Ar 2.50 2.50 2.30

Cheney Lv 2.30 2.30 2.05

Murdock Ar 2.05 2.05 1.30

Kingman 36 Lv 1.30 1.30 1.10

Callista Ar 1.10 1.10 1.10

Cunningham Lv 1.10 1.10 1.10

Cairo Ar 1.10 1.10 1.10

Pratt Lv 1.10 1.10 1.10

Dodge City and Farley

Read down (All Mixed Trains) 73 Daily Mls. Table 47 74 Daily Bus Daily Read up

Central Standard Time

Dodge City 2, 3 Ar 2.45 2.45 3.00

Ensign Lv 2.55 2.55 3.00

Haggard Ar 1.40 1.40 2.54

Montezuma Lv 1.15 1.15 2.38

Copeland Ar 12.45 12.45 1.56

Sublette Lv 12.01 12.01 1.40

Satanta 45 Ar 11.30 11.30 1.40

Moscow Lv 10.55 10.55 1.10

Hugoton Ar 9.50 9.50 12.40

Peterita Lv 9.25 9.25 9.8

Rolla Ar 8.45 8.45 8.25

Wilburton Lv 8.25 8.25 7.50

Elkhart Ar 7.20 7.20 7.20

Sturgis Lv 7.20 7.20 7.20

Keyes Ar 7.20 7.20 7.20

Boise City 48 Lv 6.45 6.45 6.45

Boise City Ar 4.00 4.00 4.00

Felt Lv 3.00 3.00 3.00

Clayton Ar 2.00 2.00 2.00

Clayton Lv 1.35 1.35 1.35

Mt. Dora Ar 12.58 12.58 12.58

Farley Lv 11.20 11.20 11.20

NOTE—Busses generally depart and arrive at Bus Depots, see agents.

La Junta and Amarillo

Read down 54 Daily Mls. Table 48 53 Daily Read up

Central Standard Time

La Junta 3, 10, 56 Ar 6.45 6.45 6.10

Las Animas 3, 56 Lv 6.10 6.10 5.52

Gilpin Ar 5.52 5.52 5.31

Ruxton Lv 5.31 5.31 4.42

Frick Ar 4.42 4.42 4.15

Ramp Lv 4.15 4.15 3.42

Springfield 45 Ar 3.42 3.42 3.23

Bisonte Lv 3.23 3.23 2.50

Campo Ar 2.50 2.50 2.30

Colorado-Oklahoma State Line Lv 2.30 2.30 2.30

Castaneda Ar 2.30 2.30 2.30

Boise City 47 Lv 2.30 2.30 2.30

Boise City Ar 3.00 3.00 3.00

Okla.-Tex. as State Line—P. & S. F. Ry. Lv 2.03 2.03 1.30

Kerriek Ar 1.30 1.30 1.20

Stratford Lv 1.20 1.20 1.15

Etter 69 Ar 1.15 1.15 1.15

Dumas Lv 1.15 1.15 1.15

Amarillo 4, 7, 62 Lv 1.15 1.15 1.15

Geuda Springs and Anthony

Read down 79 Mon. Wed. Fri. 81 Tues. Thur. Sat. Mls. Table 49 82 Mon. Wed. Fri. Read up

Central Standard Time

Geuda Springs Ar 3.05 3.05 2.40

Ashton Lv 2.40 2.40 2.25

Portland Ar 2.25 2.25 2.05

South Haven 34 Lv 2.05 2.05 1.35

Drury Ar 1.35 1.35 1.00

Caldwell Lv 1.00 1.00 1.15

Bluff City Ar 1.15 1.15 1.00

Anthony 11, 36 Lv 1.00 1.00 1.00

Purcell and Chickasha

Read down 69 Tues. Thur. Sat. Mls. Table 50 70 Tues. Thur. Sat. Read up

Central Standard Time

Purcell 8 Ar 5.15 5.15 4.30

Washington Lv 4.30 4.30 4.10

Cole Ar 4.10 4.10 3.50

Blanchard Lv 3.50 3.50 3.00

Tabler Ar 3.00 3.00 2.30

Chickasha Lv 2.30 2.30 2.30

For explanation of Reference Marks, see page 36.

For Explanation of Reference Marks see page 36.

Read down Cushing, Guthrie and Kiowa Read up

82 Way Frt. Daily	80-87 Ex. Sun. Mixed	54 Motor Daily	Mls.	Table 51	53 Motor Daily	81 Way Frt. Daily	88-79 Mixed
				Central Standard Time			
				Cushing 43, 44, 53			
				Amabel			
				Ripley 53			
				Perkins			
				Goodnight			
				Coyle			
				Pleasant Valley			
				Guthrie 8			
				Guthrie			
				Crescent			
				Lovell			
				Marshall			
				Douglas			
				Fairmont			
				Enid			
				Enid			
				Hillsdale			
				Nash			
				Jet			
				Cherokee 11			
				Burlington			
				Kiowa 7			

Read down Arkansas City and So. Shawnee Read up

77 Mixed Ex.Sun.	27-51 Daily	Mls.	Table 53	52-6 Daily	78 Ex.Sun. Mixed
			Central Standard Time		
			Kansas City		
			Arkansas City		
			Arkansas City 8		
			Chillico		
			Newlark 8		
			Unas		
			Kaw		
			Apperson		
			Burbank		
			Fairfax		
			Ralston 39		
			Skedee		
			Pawnee		
			Glencoe		
			Stillwater		
			Mehan		
			Ripley 51		
			Ripley		
			Cushing 43, 44, 51		
			Cushing		
			Avery		
			Kendrick		
			Davenport		
			Sparks		
			Payson		
			Meeker		
			Shawnee 52		
			S. Shawnee 52		

Read down Shawnee, Ada, Pauls Valley & Lindsay Read up

86-85 Mixed Daily	305 Motor Ex. Sun.	Mls.	Table 52	306 Motor Ex. Sun.	86-85 Mixed Daily
			Central Standard Time		
			Shawnee 53		
			So. Shawnee 53		
			G. C. & S. F. Ry.		
			Tecumseh		
			Macomb		
			Tribbey		
			Wanette		
			Byars		
			Ada		
			Vanoss		
			Stratford		
			Byars		
			Pauls Valley 8		
			Pauls Valley		
			Maysville		
			Lindsay		

For Explanation of Reference Marks See Page 36

Read down Kornman and Lamar Read up

83 Ex.Su.	81 Ex.Su.	Mls.	Table 54	82 Ex.Su.	84 Ex.Su.
			Mountain Standard Time		
			Kornman 56		
			Lamar 3, 56		

Read down Lamy and Santa Fe Read up

25 Daily	23 Daily	21 Daily	19 Daily	17 Daily	15 Daily	13 Daily	11 Daily	93 Ex. Sun.	27 Daily	Mls.	Table 55	10 Daily	12 Daily	14 Daily	16 Daily	94 Ex. Sun.	18 Daily	20 Daily	22 Daily	24 Daily	
											Mountain Standard Time										
											Lamy 3, 58										
											Santa Fe 3										

Note: Bus trips 10, 11, 14, 15, 18, 19, 24, 25 and 27 operated only when there are passengers arriving or departing from Lamy.

Read down Holly and La Junta Read up

86 Ex.Su.	Mls.	Table 56	86 Ex.Su.
		Mountain Standard Time	
		Holly 3	
		Millwood	
		Hartman	
		Bristol	
		Kornman 54	
		Lamar 3, 54	
		Lamar	
		Kornman	
		Wiley	
		McClave	
		Hasty	
		Fort Lyon	
		Waveland	
		Las Animas 3, 48	
		Las Animas	
		Waveland	
		Cheraw	
		Swink 10	
		La Junta 3, 10, 48	

Read down Lamy and Willard Read up

77 Ex.Su.	Mls.	Table 58	78 Ex.Su.
		Mountain Standard Time	
		Lamy 3, 55	
		Kennedy 3	
		Stanley	
		Morlarty	
		McIntosh	
		Estancia	
		Willard 7	

Read down Rincon and Silver City Read up

47 Daily Mixed	Mls.	Table 60	48 Daily Mixed
		Mountain Standard Time	
		Rincon 13	
		Hatch	
		Nutt	
		Florida	
		Deming	
		Deming	
		Wemple	
		Faywood	
		Whitewater 59	
		Silver City	

Read down Whitewater and Fierro Read up

56 Ex.Su.	51-53 Ex.Su.	Mls.	Table 59	54-52 Ex.Su.	50
			Mountain Standard Time		
			Whitewater 60		
			Hurley		
			Hurley		
			Bayard		
			Hanover Jet		
			Hanover Jet		
			Cobre		
			Santa Rita		
			Hanover Jet		
			Hanover		
			Fierro		

Read down Raton and Ute Park Read up

85 Tues. Thur. and Sat.	Mls.	Table 61	86 Tues. Thur. and Sat.
		Mountain Standard Time	
		Raton 3	
		Dillon 3	
		Hebron 3	
		Edith	
		Colfax	
		Selman	
		Buffalo	

Read down Socorro and Magdalena Read up

43 Ex.Su.	Mls.	Table 57	44 Ex.Su.
		Mountain Standard Time	
		Socorro 13	
		Magdalens	

Read down Amarillo, Clovis, Lubbock, Sweetwater, Brownwood, Temple, and Galveston Read up

95 Daily	98-91- 76 Daily	93-91- 76 Daily	Mls.	Table 62	75-92- 96 Daily	75-92- 97 Daily	94 Daily
				Central Standard Time			
				Amarillo 4, 7, 48			
				Canyon 7			
				Happy			
				Tulla			
				Kress			
				Plainview 70			
				Hale Center			
				Abernathy			
				Monroe			
				Lubbock 72, 74, 75			
				Clovis 4, 7, 65			
				Farwell-Texico			
				Lariat			
				Muleshoe			
				Sudan			
				Amherst			
				Littlefield			
				Anton			
				Shallowater			
				Lubbock 72, 74, 75			
				Lubbock			
				Slaton 73			
				Slaton			
				Southland			
				Post			
				Justiceburg			
				Dermott			
				Snyder			
				Hermleigh			
				Sweetwater 11			
				G. C. & S. F. Ry.			
				Sweetwater			
				P. & S. F. Jct.			
				Blair			
				View			
				Buffalo Gap			
				Tuscola			
				Lawn			
				Goldsboro			
				Novice			
				Silver Valley			
				Coleman			
				Santa Anna 8a, 9			
				Bangs 8a, 9			
				Brownwood 8a, 9, 82			
				Brownwood			
				Zephyr			
				Mullen			
				Goldthwaite			
				Lometa 9, 87			
				Lampasas			
				Kempner			
				Coppers Cove			
				Killeen			
				Nolanville			
				Belton			
				Temple 9, 76			
				Temple			
				Fort Worth			
				Dallas			
				Temple			
				San Antonio			
				Houston			
				Galveston			

Note: No. 95 carries 12-sec. D. R. Air-conditioned chair car between Amarillo-Dallas through Air-conditioned chair car between Amarillo-Dallas (from Sweetwater on T. & P. No. 76). No. 98-91-76, The Texan, carries Air-conditioned Tourist Sleeper (for Dallas) to Temple (for New Orleans) and Air-conditioned Tourist Sleeper (from Dallas) to Amarillo (from Dallas on T. & P. No. 76).

Read down Panhandle and Berger Read up

59 Ex.Su. Mixed	Mls.	Table 63	60 Ex.Su. Mixed
		Central Standard Time	
		Panhandle 7	
		Berger	

Read down Waynoka and Buffalo Read up

41 Ex. Su Mixed	Mls.	Table 64	42 Ex. Su Mixed
		Central Standard Time	
		Waynoka 7	
		Fair Valley	
		Freedom	
		Edith	
		Selman	
		Buffalo	

Read down Clovis and Pecos Read up

45 Mixed Leave Ros- well	9-25 Daily	Mls.	Table 65	26-10 Daily	46 Mixed Pecos except Sun.
			Central Standard Time		
			Kansas City		
			Clovis		
			Clovis 4, 7, 62		
			Portales		
			Elida		
			Kenna		

Paris, Dallas and Cleburne

Table 76: Schedule for Paris, Dallas and Cleburne. Includes routes to Paris (U. D.), Ben Franklin, Peacan Gap, Ladonia 86, Wolfe City, Celeste, Merit, Farmersville, Copeville, Wylie, Sachse, Garland, Dallas 8a, 9, 62, Dallas, Duncannon, Cedar Hill, Midlothian, Venus, Alvarado, Keene, Cleburne 9, 84, Cleburne, Temple, Houston, Galveston.

Galveston, Beaumont, Center and Longview

NOTE: Passengers from Galveston for No. 246 use Yellow Cab which departs from Galveston Union Depot at 7.45 a.m. Connection is made with ferry at 9th St. Landing, Galveston. Passengers on No. 245 destined Galveston will use Yellow Cab from 9th St. ferry to Galveston Union Depot; arriving Galveston 2.00 p.m.

Table 77: Schedule for Galveston, Beaumont, Center and Longview. Includes routes to Galveston (Union Depot), Ferry Landing, Port Bolivar, Caplen, Gilchrist, High Island, White's Ranch, Sea Breeze, Stowell, Winnie, Hamshire, Fannett, Check, Beaumont 78, Silsbee 78, Evadale, Buna, Bessmay, Call Jet, Kirbyville 80, Kirbyville, Bonami, Roganville, Jasper, Brownell, Brookeland, Pineland, Bronson, San Augustine 78, Bland Lake, Calgary, Neuville, Choice, Center 78, Flat Fork, Tenaha, Gary, Carthage, Beckville, Tatum, Easton, Woodall, Longview 78.

Somerville and Beaumont

Table 78: Schedule for Somerville and Beaumont. Includes routes to Somerville 9, Clay, Allenfarm, Navasota, Yarboro, Stoneham, Plantersville, Dobbin, Montgomery, Conroe, Conroe, Beach, Youens, Waukegan, Postoria, Cleveland, Hightower, Rayburn, Romayor, Milvud, Fuqua, Votaw, Bragg, Honey Island, Kountze, Silsbee, Fletcher, Lumberton, Voth, Helbig, Calder Ave., Beaumont 77, Silsbee 77, San Augustine, Center, Longview.

Brownwood and Menard

Table 82: Schedule for Brownwood and Menard. Includes routes to Brownwood 8a, 9, 62, Dalzell, Brooksmith, Winchell, Mercury, Placid, Rochelle, Brady, 87, Brady, Whiteand, 87, Lightner, Callan, Sealp Creek, Menard.

Ardmore and Ringling

Table 83: Schedule for Ardmore and Ringling. Includes routes to Ardmore 8, Lone Grove, Wilson, Healdton, Ringling.

Cleburne and Weatherford

Table 84: Schedule for Cleburne and Weatherford. Includes routes to Cleburne 9, 76, Godley, Cresson 8a, Parsons, Weatherford.

Sealy and Matagorda

Table 79: Schedule for Sealy and Matagorda. Includes routes to Sealy 9, Beard, Eagle Lake, Eagle Lake, Rayner Jct., Calhoun, Englehart, Eldridge, Garwood, Matthews, McDow, Bonus, Nedra, Egypt, Glen Flora, Wharton, Lane City, Cane Jct. 85, Magnet, McCrokey, Bay City, Wadsworth, Gulf Hill, Matagorda.

Kirbyville and Oakdale

Table 80: Schedule for Kirbyville and Oakdale. Includes routes to Kirbyville 77, Bleakwood, Bon Weir, Merryville, DeRidder, Ikes, Cravens, Pitkin, Elizabeth, Oakdale.

Cane Jct. and Thompsons

Table 85: Schedule for Cane Jct. and Thompsons. Includes routes to Cane Jct. 79, Newgulf Jct., Guy, Long Point, Thompsons 99.

Ladonia and Honey Grove

Table 86: Schedule for Ladonia and Honey Grove. Includes routes to Ladonia 76, Honey Grove.

Lometa and Eden

Table 87: Schedule for Lometa and Eden. Includes routes to Lometa 9, 62, San Saba, Richard Springs, Brady 82, Whiteand 82, Melvin, Eden.

San Angelo and Sterling City

Table 88: Schedule for San Angelo and Sterling City. Includes routes to San Angelo 8a, 9, 11, 71, Carlisbad, Water Valley, Sterling City.

Williams and Grand Canyon

Table 89: Schedule for Williams and Grand Canyon. Includes routes to Williams 4, 7, Anita, Grand Canyon 4, 7.

Flagstaff, Williams, Ash Fork and Phoenix

Table 90: Schedule for Flagstaff, Williams, Ash Fork and Phoenix. Includes routes to Flagstaff, Williams, Ash Fork, Phoenix 4, 90, Drake 99, Del Rio, Entro 101, Prescott 101, Iron Springs, Skull Valley, Kirkland, Hillside, Congress, Matthie 91, Wickenburg 91, Wickenburg, Castle Hot Spgs. 91, Wittmann, Beardsley, Marinette, Peoria, Glendale, Mobest, Phoenix 4, 91.

Matthie, Parker and Cadiz

Table 91: Schedule for Matthie, Parker and Cadiz. Includes routes to Phoenix 4, 90, Castle Hot Springs 90, Wickenburg 90, Matthie 90, Agulla, Golden, Wenden, Salome, Vicksburg, Bouse, Parker, Cadiz 4, Cadiz, Barstow, Barstow, San Francisco, Barstow, Redlands, Colton, Riverside, Los Angeles.

Bakersfield and Fresno (Via Porterville)

Table 92: Schedule for Bakersfield and Fresno (Via Porterville). Includes routes to Bakersfield 4, 6, Ducor, Porterville, Lindsay, Exeter, Hillmaid, Redbanks, Rayo, Cutler 93, Cutler, Reedley 95, 98, Fresno 4, 6, 93.

San Bernardino and San Jacinto

Table 93: Schedule for San Bernardino and San Jacinto. Includes routes to San Bernardino 4, 5, 95, Colton, Highgrove 5, March Field, Perris, Ethanac, Winchester, Hemet, San Jacinto.

San Bernardino, Highland and Redlands

Table 94: Schedule for San Bernardino, Highland and Redlands. Includes routes to Los Angeles, San Bernardino, San Bernardino 4, 5, 93, Del Rosa, Patton, Highland, E. Highlands, Mentone, Redlands 5, Redlands, San Bernardino, Los Angeles.

Corcoran and Fresno

Table 95: Schedule for Corcoran and Fresno. Includes routes to Corcoran 6, Waukena, Tulare 6, Visalia, Cutler 92, Sultana, North Dinuba, Reedley 92, 98, Parlier, Del Rey, Lone Star, Calwa 5, Fresno 4, 6, 92.

Oceanside and Escondido

Table 96: Schedule for Oceanside and Escondido. Includes routes to Oceanside 5, 97, Vista, San Marcos, Escondido.

Oceanside and Fallbrook

Table 97: Schedule for Oceanside and Fallbrook. Includes routes to Oceanside 5, 96, Ranch House, De Luz, Fallbrook.

Drake and Clarkdale

Table 99: Schedule for Drake and Clarkdale. Includes routes to Drake 90, Perkinsville, Clarkdale 90.

Rice and Blythe

Table 100: Schedule for Rice and Blythe. Includes routes to Rice 91, Midland, Blythe.

Prescott and Mayer

Table 101: Schedule for Prescott and Mayer. Includes routes to Prescott 4, 90, Entro 90, Humboldt, Mayer.

SANTA FE TRAILWAYS BUS SERVICE

Newton and Wichita

(All Buses operate Daily)

Read down													Read up																	
STATIONS													STATIONS																	
11.35	11.20	9.10	6.32	6.10	4.33	4.08	2.00	1.38	1.15	11.15	9.10	8.15	6.10	7.00	Ar.	7.00	8.15	8.45	11.59	1.15	1.20	1.40	2.00	2.34	4.45	5.00	7.20	11.20	11.45	12.45
12.30	12.10	9.55	7.20	7.00	6.20	4.55	2.45	2.30	2.00	11.59	10.00	9.00	7.00	Ar.	6.10	7.30	8.00	11.10	12.30	12.30	12.50	1.15	1.45	4.00	4.15	6.30	10.30	11.00	11.59	
AM	AM	PM	PM	PM	PM	AM	AM	AM	AM	PM	PM	PM	AM	AM	AM	AM	AM	AM	AM	AM	AM	AM	AM	AM	AM	AM	AM	AM	AM	AM

Wichita and Dodge City

Read down													Read up																			
STATIONS													STATIONS																			
9.05	4.00	1.30	8.00	6.00	12.30	Lv.	5.45	10.55	3.45	4.30	6.00	9.55	11.20	Ar.	7.10	12.50	7.20	Ar.	12.45	4.35	PM	PM	PM	PM	PM	PM	PM	PM	PM	PM	PM	
9.30	4.30	1.55	8.25	6.30	1.00	Ar.	5.18	f.	f.	7/4	0.00	f.	9.28	f.	8.09	1.41	8.10	Ar.	11.46	3.35	PM	PM	PM	PM	PM	PM	PM	PM	PM	PM	PM	
9.40	f.	f.	7/8	3/5	6/4	f.	5.09	f.	f.	7/8	4/6	f.	f.	f.	8.55	2.30	8.50	Ar.	11.00	2.45	PM	PM	PM	PM	PM	PM	PM	PM	PM	PM	PM	
£ 9.50	£ 4.55	£ 2.13	£ 8.45	£ 7.00	£ 1.18	Ar.	£ 5.00	£ 1005	£ 3.00	£ 3.30	£ 5.15	£ 9.10	£ 1041	Ar.	PM	PM	PM	PM	PM	PM	PM	PM	PM	PM	PM	PM	PM	PM	PM	PM	PM	
10.14	5.40	2.45	9.09	7.50	1.48	Ar.	4.35	9.50	2.35	2.40	4.50	8.40	10.13	Ar.	9.06	1.45	5.04	Lv.	1.58	5.40	PM	PM	PM	PM	PM	PM	PM	PM	PM	PM	PM	
10.33	7/8	3/8	2.59	9.28	2.00	Ar.	4.23	f.	2.35	2.40	4.50	8.40	10.13	Ar.	9.18	2.00	5.20	Lv.	1.42	5.25	PM	PM	PM	PM	PM	PM	PM	PM	PM	PM	PM	PM
10.45	6.55	3.15	9.40	8.50	2.20	Ar.	4.10	9.22	2.07	f.	4.22	8.00	9.45	Ar.	9.45	2.25	6.00	Lv.	1.15	5.00	PM	PM	PM	PM	PM	PM	PM	PM	PM	PM	PM	PM
11.15	6.25	3.45	10.12	9.55	2.50	Ar.	3.48	9.00	1.45	f.	4.00	7.40	9.20	Ar.	10.44	3.36	10.24	Lv.	9.42	1.30	PM	PM	PM	PM	PM	PM	PM	PM	PM	PM	PM	PM
11.15	6.55	3.45	10.22	9.55	2.50	Ar.	3.48	8.47	1.35	f.	4.00	7.40	9.10	Ar.	11.35	4.33	11.15	Lv.	8.45	12.30	PM	PM	PM	PM	PM	PM	PM	PM	PM	PM	PM	PM
1.20	9.00	12.33	PM	AM	AM	Ar.	1.34	6.55	11.43	Ar.	4.55	7.25	PM	12.30	5.20	11.59	Ar.	8.00	11.10	PM	PM	PM	PM	PM	PM	PM	PM	PM	PM	PM	PM	

Wichita and Oklahoma City

Read down													Read up																			
STATIONS													STATIONS																			
7.30	4.00	12.20	11.20	7.20	6.00	12.40	Lv.	7.00	10.00	11.59	3.45	7.30	8.55	11.50	Ar.	7.10	12.50	7.20	Ar.	12.45	4.35	PM	PM	PM	PM	PM	PM	PM	PM	PM	PM	PM
8.30	5.05	2.10	12.20	8.20	7.35	Ar.	6.05	9.00	11.05	2.45	6.40	8.05	10.50	Ar.	8.30	5.05	2.10	Lv.	11.15	5.30	PM	PM	PM	PM	PM	PM	PM	PM	PM	PM	PM	PM
9.00	5.45	2.10	12.50	8.45	2.00	Ar.	6.35	10.40	2.15	7.40	10.25	8.05	10.25	Ar.	9.05	5.45	2.10	Lv.	12.50	8.45	PM	PM	PM	PM	PM	PM	PM	PM	PM	PM	PM	PM
9.05	5.52	2.10	12.55	8.50	2.07	Ar.	5.30	10.35	2.10	7.30	10.20	8.05	10.20	Ar.	9.15	5.52	2.10	Lv.	13.00	9.00	PM	PM	PM	PM	PM	PM	PM	PM	PM	PM	PM	PM
9.17	6.03	2.10	1.05	9.00	2.18	Ar.	5.20	10.25	2.00	7.20	10.10	8.05	10.10	Ar.	9.32	6.20	2.10	Lv.	1.20	9.15	PM	PM	PM	PM	PM	PM	PM	PM	PM	PM	PM	PM
9.32	6.20	2.10	1.20	9.15	2.33	Ar.	5.05	10.10	1.45	7.05	9.55	8.05	9.55	Ar.	9.50	6.40	2.10	Lv.	1.45	9.35	PM	PM	PM	PM	PM	PM	PM	PM	PM	PM	PM	PM
9.50	6.40	2.10	1.40	9.35	2.55	Ar.	4.45	7.00	9.50	1.25	6.45	9.35	9.35	Ar.	PM	PM	PM	PM	PM	PM	PM	PM	PM	PM	PM	PM	PM	PM	PM	PM	PM	
9.00	6.00	4.00	12.45	9.15	9.15	Ar.	10.15	2.10	3.55	10.20	PM	10.20	PM	Ar.	9.25	6.30	4.00	Lv.	9.45	9.45	PM	PM	PM	PM	PM	PM	PM	PM	PM	PM	PM	PM
9.25	6.30	4.00	1.15	9.45	9.45	Ar.	9.45	1.40	9.50	9.50	PM	9.50	PM	Ar.	9.55	6.40	4.00	Lv.	1.45	9.45	PM	PM	PM	PM	PM	PM	PM	PM	PM	PM	PM	PM
10.35	7.20	4.20	2.28	10.28	3.40	Ar.	4.00	9.00	12.30	3.33	6.00	8.45	8.45	Ar.	10.35	7.40	5.00	Lv.	3.55	10.30	PM	PM	PM	PM	PM	PM	PM	PM	PM	PM	PM	PM
10.35	7.40	5.00	2.30	10.30	3.55	Ar.	3.50	8.58	12.28	3.00	6.30	8.43	8.43	Ar.	10.58	8.05	5.25	Lv.	4.20	10.55	PM	PM	PM	PM	PM	PM	PM	PM	PM	PM	PM	PM
11.08	8.13	6.33	3.03	11.03	4.28	Ar.	3.20	8.27	11.57	2.30	6.55	8.12	8.12	Ar.	11.31	8.40	6.00	Lv.	3.30	11.30	PM	PM	PM	PM	PM	PM	PM	PM	PM	PM	PM	PM
11.59	9.10	6.30	4.00	11.59	7.30	Ar.	2.30	7.30	11.00	1.35	3.55	7.15	7.15	Ar.	12.30	9.40	7.00	Lv.	2.00	12.30	PM	PM	PM	PM	PM	PM	PM	PM	PM	PM	PM	PM

Wichita and Alva

Read down													Read up																			
STATIONS													STATIONS																			
6.30	12.01	9.00	12.40	Ar.	10.00	2.40	7.30	9.45	Ar.	7.00	10.00	11.59	3.45	7.30	8.55	11.50	Ar.	7.10	12.50	7.20	Ar.	12.45	4.35	PM	PM	PM	PM	PM	PM	PM	PM	
7.00	1.30	10.25	2.05	Ar.	8.40	12.45	6.00	8.10	Ar.	8.30	12.35	5.50	8.10	Ar.	9.05	1.40	6.30	Lv.	10.00	2.40	7.30	9.45	Ar.	10.00	2.40	7.30	9.45	Ar.	10.00	2.40	7.30	9.45
7.15	1.40	10.35	2.15	Ar.	8.30	12.35	5.50	8.02	Ar.	8.16	12.20	5.35	7.49	Ar.	8.02	12.05	5.20	Lv.	8.02	12.05	5.20	7.36	Ar.	8.02	12.05	5.20	7.36	Ar.	8.02	12.05	5.20	7.36
7.30	1.55	10.50	2.30	Ar.	8.16	12.20	5.35	7.49	Ar.	8.16	12.20	5.35	7.49	Ar.	8.16	12.20	5.35	Lv.	8.16	12.20	5.35	7.49	Ar.	8.16	12.20	5.35	7.49	Ar.	8.16	12.20	5.35	7.49
7.45	2.09	11.05	2.45	Ar.	8.02	12.05	5.20	7.36	Ar.	8.02	12.05	5.20	7.36	Ar.	8.02	12.05	5.20	Lv.	8.02	12.05	5.20	7.36	Ar.	8.02	12.05	5.20	7.36	Ar.	8.02	12.05	5.20	7.36
8.10	2.25	11.30	3.10	Ar.	7.45	11.45	5.00	7.20	Ar.	7.45	11.45	5.00	7.20	Ar.	7.45	11.45	5.00	Lv.	7.45	11.45	5.00	7.20	Ar.	7.45	11.45	5.00	7.20	Ar.	7.45	11.45	5.00	7.20
8.10	2.25	11.30	3.10	Ar.	7.45	11.45	5.00	7.20	Ar.	7.45	11.45	5.00	7.20	Ar.	7.45	11.45	5.00	Lv.	7.45	11.45	5.00	7.20	Ar.	7.45	11.45	5.00	7.20	Ar.	7.45	11.45	5.00	7.20
8.10	2.25	11.30	3.10	Ar.	7.45	11.45	5.00	7.20	Ar.	7.45	11.45	5.00	7.20	Ar.	7.45	11.45	5.00	Lv.	7.45	11.45	5.00	7.20	Ar.	7.45	11.45	5.00	7.20	Ar.	7.45	11.45	5.00	7.20

Santa Fe Trailways Bus Service

The Cardinal Stage Lines Company, Central Arizona Transportation Lines, Inc., The Santa Fe Trail Transportation Company, Santa Fe Trail Stations, Inc., Santa Fe Trails of Illinois, Inc., operating buses over public highways honor rail tickets between Santa Fe points. Ask any Santa Fe Agent or representative for details of this added convenience. Only interstate tickets honored on bus between certain stations in Arizona, California and New Mexico. For complete bus schedule see Santa Fe Trailways folder.

For Explanation of References Marks, see page 36

Time shown in light figures indicates a.m. Time shown in dark figures indicates p.m.

ROUND TRIP SUMMER EXCURSION FARES 1937

(Summer Excursion Fares from other points proportionately reduced)

TO	SAN FRANCISCO, OAKLAND, SANTA BARBARA, LOS ANGELES, LONG BEACH AND SAN DIEGO			SAN FRANCISCO			GRAND CANYON NATIONAL PARK	WINSLOW, ARIZONA
	Santa Fe going and returning or one way via any other direct route			One way via Portland, Seattle or Vancouver and North Pacific Coast			Via same route in both directions	Via same route in both directions
	ON SALE May 15 to October 15, incl.			ON SALE May 15 to October 15, incl.			ON SALE May 15 to Oct. 15	ON SALE May 15 to Oct. 15
FROM	First Class	Intermediate Class	Coach Class	First Class	Intermediate Class	Coach Class	First Class	First Class
CHICAGO	\$ 86.00	\$ 68.80	\$ 57.35	\$ 86.00	\$ 68.80	\$ 57.35	\$ 73.50	\$ 63.20
ST. LOUIS	81.50	65.20	54.35	81.50	65.20	54.35	89.00	58.20
KANSAS CITY	72.00	57.60	48.00	75.80	60.50	50.40	59.50	48.70
MINNEAPOLIS-ST. PAUL	86.00	68.80	57.35	86.00	68.80	57.35	73.50	62.70
ST. JOSEPH	72.00	57.60	48.00	75.80	60.50	50.40	59.50	48.70
OMAHA-COUNCIL BLUFFS	72.00	57.60	48.00	75.80	60.50	50.40	59.50	48.70
NEW ORLEANS	85.15	68.15	56.80	104.50	83.60	69.70	72.65	65.40
GALVESTON	72.95	58.40	48.65	92.50	74.00	61.70	60.40	49.60
HOUSTON	70.45	56.40	47.00	90.00	72.00	60.00	67.95	47.60
DALLAS-FT. WORTH	70.45	56.40	47.00	90.00	72.00	60.00	67.95	47.60
OKLAHOMA CITY	72.00	57.60	48.00	81.95	65.60	54.65	58.50	40.85
AMARILLO	59.45	47.60	39.65	76.25	61.00	50.85	43.20	26.50
DENVER, COLORADO								
SPRINGS, PUEBLO	57.50	48.00	38.35	68.35	54.70	45.60	45.00	

*Via Vancouver fares slightly higher from some points. Fare applies to Los Angeles or San Diego; fares to other points higher. Return limit on first class October 31st. Return limit on Intermediate and Coach Class six months limit from date of sale. Fare applies from Ft. Worth, from Dallas, \$40.30.

COLORADO

TO	DENVER			COLORADO SPRINGS			PUEBLO			TRINIDAD		
	First-class tickets on sale June 1 to Sept. 30, and coach tickets Saturdays and Sundays July 10 to Aug. 8 inclusive.											
	Season Limit	Short Limit	Coach	Season Limit	Short Limit	Coach	Season Limit					

Connections at Chicago.

Santa Fe Trains arrive and depart from Dearborn Station

Central Station, Michigan Ave. and Roosevelt Road

Table for Michigan Central Railroad connections, including routes to Detroit, Buffalo, New York, and Boston.

Table for Michigan Central-Penna. System connections, including routes to Grand Rapids, Potoskey, Harbor Springs, and Mackinaw City.

Table for C. C. C. & St. L.—Chesapeake & Ohio connections, including routes to Indianapolis, Cincinnati, Richmond, Norfolk, and Washington.

Table for Michigan Central-Canadian Pacific connections, including routes to Toronto, Montreal, and St. John, N. B.

Table for C. S. S. & S. B. R. R.—Chesapeake & Ohio connections, including routes to Hammond, Peru, Muncie, and Cincinnati.

Table for Dearborn Station, Polk and Dearborn Streets connections, including routes to Chicago, Danville, Terre Haute, Vincennes, and Evansville.

Table for Erie Railroad connections, including routes to Marion, Akron, Youngstown, Jamestown, Elmira, Binghamton, and New York.

Table for Grand Trunk-Canadian National Rys. connections, including routes to Detroit, Lansing, Flint, Port Huron, Toronto, Montreal, and Boston.

Table for C. I. & L. Ry. (Monon Route) connections, including routes to Chicago, Indianapolis, Cincinnati, French Lick, and Louisville.

Table for Grand Central Station, Harrison and Wells Streets connections, including routes to Chicago, Pittsburgh, Washington, Baltimore, Philadelphia, and New York.

Table for Pere Marquette Ry. connections, including routes to Chicago, Grand Rapids, Muskegon, Traverse City, Charlevoix, Petoskey, Lansing, and Detroit.

Table for Baltimore & Ohio R. R. connections, including routes to Chicago, Pittsburgh, Washington, Baltimore, Philadelphia, and New York.

Table for N. Y. C. & St. L. R. R. (Nickel Plate) connections, including routes to St. Louis, East St. Louis, Murphysboro, Cairo, Jackson, and New Orleans.

Table for La Salle Street Station, La Salle and Van Buren Streets connections, including routes to Chicago, Toledo, Cleveland, Buffalo, New York, and Boston.

Table for N. Y. C. & St. L. R. R. (Nickel Plate) connections, including routes to St. Louis, East St. Louis, Murphysboro, Cairo, Jackson, and New Orleans.

Table for N. Y. C. & St. L. R. R. (Nickel Plate) connections, including routes to St. Louis, East St. Louis, Murphysboro, Cairo, Jackson, and New Orleans.

Table for N. Y. C. & St. L. R. R. (Nickel Plate) connections, including routes to St. Louis, East St. Louis, Murphysboro, Cairo, Jackson, and New Orleans.

Reference Marks: *Daily, †Daily except Sunday, §Sunday only, ‡Daily except Saturday, ¶Except Monday.

Time shown in light figures indicates a.m. Time shown in dark figures indicates p.m.

Connections at Chicago

Union Station, Canal, Adams, Jackson and Clinton Streets

Table for Pennsylvania R. R. connections, including routes to Chicago, Pittsburgh, Washington, Philadelphia, and New York.

Table for Pennsylvania-Norfolk and Western connections, including routes to Cincinnati, Indianapolis, Louisville, Richmond, Norfolk, and Washington.

Table for Pennsylvania R. R.—Wabash Ry. connections, including routes to Chicago, Ft. Wayne, and Detroit.

Connections at St. Louis (Union Station)

Table for Pennsylvania R. R. connections, including routes to St. Louis, Terre Haute, Greencastle, Indianapolis, Dayton, Pittsburgh, Baltimore, Washington, Philadelphia, and New York.

Table for Southern Ry. connections, including routes to St. Louis, Mt. Vernon, Louisville, Knoxville, Asheville, Chattanooga, Atlanta, and Jacksonville.

Table for Baltimore & Ohio R. R. connections, including routes to St. Louis, Louisville, Cincinnati, Wheeling, Pittsburgh, Washington, Baltimore, Philadelphia, and New York.

Table for Louisville & Nashville R. R. connections, including routes to St. Louis, Evansville, Henderson, Owensboro, Louisville, Henderson, Hopkinsville, Guthrie, Nashville, Birmingham, Montgomery, Pensacola, Mobile, and New Orleans.

Table for Illinois Central R. R. connections, including routes to St. Louis, North Cairo, Memphis, Jackson, and New Orleans.

Table for Mobile & Ohio R. R. connections, including routes to St. Louis, East St. Louis, Murphysboro, Cairo, Jackson, Montgomery, Meridian, and Mobile.

Table for N. Y. C. & St. L. R. R. (Nickel Plate) connections, including routes to St. Louis, East St. Louis, Murphysboro, Cairo, Jackson, and New Orleans.

Table for Wabash Ry. connections, including routes to St. Louis, Decatur, Danville, La Fayette, Toledo, and Detroit.

Reference Marks: *Daily, †Except Sunday, a Time shown is for North Philadelphia, b Broad St. Station.

Time shown in light figures indicates a.m. Time shown in dark figures indicates p.m.

Connections at Kansas City (Union Station)

EAST				WEST				EAST				WEST			
Missouri Pacific R. R.								Chicago, Burlington & Quincy R. R.							
Central Standard Time								Central Standard Time							
PM 11.59	PM 10.45	PM 5.15	PM 1.00	AM 8.45	AM 10.35	AM 11.59	AM 7.15	PM 11.59	PM 8.20	PM 4.15	PM 11.00	PM 7.45	PM 2.15	PM 7.15	PM 7.50
2.04	1.50	7.10	3.15	10.35	Ar	Lv	12.45	Ar	11.02	Via	2.15	Ar	3.56	4.42	4.26
4.20	3.30	8.20	4.40	11.50	Ar	Lv	11.15	Ar	3.20	Mex.	6.10	Ar	11.55	12.06	12.06
7.23	7.10	10.45	7.55	2.15	Ar	Lv	9.00	Ar	9.30	Ar	9.15	Ar	9.05	8.50	8.50
AM	AM	AM	AM	AM	AM	AM	AM	AM	AM	AM	AM	AM	AM	AM	AM

Alton R. R.

EAST				WEST			
PM 11.59	PM 8.30	PM 4.15	PM 6.50	AM 6.50	AM 2.15	AM 7.45	AM 7.30
2.04	10.30	6.57	9.32	Ar	Ar	Ar	Ar
2.20	10.45	9.51	11.54	Ar	Ar	Ar	Ar
4.00	12.23	7.27	11.54	Ar	Ar	Ar	Ar
7.40	9.30	5.25	Ar	Ar	Ar	Ar	Ar

C. M. St. P. & P. R. R.

EAST				WEST			
PM 7.00	PM 8.30	PM 9.40	PM 11.13	AM 5.31	AM 3.42	AM 1.30	AM 1.47
9.07	11.13	1.30	3.07	Ar	Ar	Ar	Ar
12.05	3.07	3.55	6.55	Ar	Ar	Ar	Ar
12.15	3.40	6.17	7.20	Ar	Ar	Ar	Ar
2.15	6.17	7.20	11.57	Ar	Ar	Ar	Ar

Kansas City Southern Ry.

SOUTH				NORTH			
PM 10.10	PM 1.55	PM 2.50	PM 3.35	AM 8.10	AM 4.30	AM 3.40	AM 2.55
11.30	11.30	2.40	9.00	Ar	Ar	Ar	Ar
3.50	6.40	1.55	4.30	Ar	Ar	Ar	Ar
6.45	9.45	10.55	11.25	Ar	Ar	Ar	Ar

Missouri-Kansas-Texas R. R.

SOUTH				NORTH			
PM 10.10	PM 4.45	PM 8.30	PM 11.30	AM 1.50	AM 7.15	AM 10.10	AM 7.00
1.25	8.20	11.30	4.55	Ar	Ar	Ar	Ar
9.05	3.50	6.40	9.05	Ar	Ar	Ar	Ar
12.30	6.45	9.45	12.15	Ar	Ar	Ar	Ar

St. Louis-San Francisco Ry.

SOUTH				NORTH			
PM 10.58	PM 7.00	PM 8.20	PM 10.35	AM 3.10	AM 7.12	AM 7.45	AM 5.25
1.25	9.13	10.35	12.30	Ar	Ar	Ar	Ar
11.43	11.43	11.43	12.42	Ar	Ar	Ar	Ar
7.30	11.50	1.10	7.30	Ar	Ar	Ar	Ar

Wabash Ry.

EAST				WEST			
PM 11.55	PM 4.25	PM 9.00	PM 8.30	AM 7.30	AM 3.40	AM 6.53	AM 9.30
3.10	6.56	12.25	11.01	Ar	Ar	Ar	Ar
4.33	7.49	1.52	11.51	Ar	Ar	Ar	Ar
7.30	9.55	5.00	2.00	Ar	Ar	Ar	Ar

Chicago Great Western R. R.

NORTH				SOUTH			
PM 11.30	PM 6.30	PM 11.05	PM 8.53	AM 7.40	AM 1.45	AM 7.05	AM 5.23
10.27	2.25	12.52	10.27	Ar	Ar	Ar	Ar
1.50	7.00	6.50	11.07	Ar	Ar	Ar	Ar
3.30	7.00	6.20	8.50	Ar	Ar	Ar	Ar

C. R. I. & P. Ry.

EAST				WEST			
PM 11.59	PM 5.45	PM 9.30	PM 6.35	AM 7.30	AM 1.15	AM 10.55	AM 4.30
2.00	11.30	3.20	2.00	Ar	Ar	Ar	Ar
6.50	6.59	7.50	2.50	Ar	Ar	Ar	Ar
9.00	7.45	9.30	9.00	Ar	Ar	Ar	Ar

Reference Notes

* Daily. † Daily except Sunday. ‡ Flag stop for paying passengers.

Visit the INDIAN MUSEUM, Albuquerque, N. M.
 Most trains passing Albuquerque stop 15 to 30 minutes permitting passengers an opportunity to visit the Indian Building and see world famous exhibits of native arts and crafts.

Time shown in light figures indicates a.m. Time shown in dark figures indicates p.m.

Connections at Houston

Southern Pacific Lines				Missouri Pacific Lines			
STATIONS				STATIONS			
7	5	1	Mls.	2	6	8	Mls.
PM 11.30	PM 9.20	PM 9.55	0	AM 8.40	AM 9.10	AM 6.30	0
12.42	10.18	10.18	37	Ar	Ar	Ar	Ar
4.09	1.00	1.00	146	Ar	Ar	Ar	Ar
6.30	2.45	3.00	211	Ar	Ar	Ar	Ar

Connections at Fort Worth

SOUTH				NORTH			
PM 11.1	PM 25-5	PM 11.1	Miles	PM 4-24	PM 6-26	PM 11.1	PM 6-26
9.40	11.00	0	Lv	9.45	7.35	9.45	7.35
11.40	1.17	88.8	Ar	7.20	5.20	7.20	5.20
2.28	4.30	282.8	Ar	3.55	1.20	3.55	1.20
4.30	7.00	280.4	Ar	1.30	11.00	1.30	11.00

Connections at San Antonio

SOUTH				NORTH			
PM 4.45	PM 8.30	PM 8.50	0	AM 8.30	AM 8.15	AM 4.00	AM 3.30
8.50	1.15	154	Ar	Ar	Ar	Ar	Ar
1	4	0	Lv	Ar	Ar	Ar	Ar
9.35	2.00	168	Ar	Ar	Ar	Ar	Ar

Connections at Deming

SOUTH				NORTH			
PM 9-13	PM 9-13	PM 48-14	PM 48-14	PM 10	PM 10	PM 48-14	PM 48-14
47	47	Mls.	Mls.	Ar	Ar	Ar	Ar
10.20	10.20	0	Lv	Ar	Ar	Ar	Ar
12.01	12.01	451	Ar	Ar	Ar	Ar	Ar

Connections at Merced

EAST				WEST			
PM 10	PM 11	PM 3.43	PM 11	AM 6.52	AM 1.47	AM 10	AM 10
11.00	11.00	150	Ar	Ar	Ar	Ar	Ar
3.43	3.43	150	Ar	Ar	Ar	Ar	Ar
9	9	9	9	Ar	Ar	Ar	Ar

Connections at El Paso (Union Station)

SOUTH				NORTH			
PM 3.05	PM 0	PM 11.40	PM 2.27	AM 8.15	AM 12.05	AM 11.50	AM 9.00
6.45	7.88	10.07	10.07	Ar	Ar	Ar	Ar
8.50	12.67	12.67	12.67	Ar	Ar	Ar	Ar
6.12	10.73	12.40	12.40	Ar	Ar	Ar	Ar

Reference Notes
 * Daily. † Daily except Sunday. a Monday, Wednesday, Friday. b Sunday, Wednesday, Friday. c Monday, Thursday, Saturday, Tuesday, Friday. d Sunday, Tuesday, Thursday, Friday. e Sunday, Tuesday, Thursday, Friday. f Flag stop. g Tuesday, Thursday, Saturday. h Monday, Wednesday, Saturday. m Connecting M. P. Motor Bus.



Ship Santa Fe Route Santa Fe

The direct route to and from the

SOUTHWEST and CALIFORNIA

Fast through Freight Trains, expedited Terminal Service and prompt Interchange assure you of satisfaction when shipping or receiving via Santa Fe System Lines • Through merchandise (Package Freight) Cars to and from important points on the Santa Fe and interline connections • Route your perishable freight via Santa Fe System for dependable transportation.

For information regarding rates, routing, schedules and for helpful assistance with your shipping problems, consult your local Santa Fe agent or Freight Traffic Representative shown on pages 62 and 63.

MAINTENANCE OF SCHEDULES IS A SANTA FE FUNDAMENTAL

Time shown in light figures indicates a.m. Time shown in dark figures indicates p.m.

RAILROAD AND PULLMAN FARES

(Quoted by the A. T. & S. F. Ry. Sys. and Pullman Co., July 11, 1937 for information only and subject to change without notice).

Table of Railroad and Pullman fares between various cities including Albuquerque, Amarillo, Chicago, Denver, and Los Angeles. Columns include 'BETWEEN', 'RAIL FARES', 'STANDARD CAR', and 'TOURIST'.

RAILROAD AND PULLMAN FARES—Concluded

(Quoted by A. T. & S. F. Ry. Sys. and Pullman Co., July 11, 1937, for information only and subject to change)

Continuation of Railroad and Pullman fares table, covering cities like Oklahoma City, Phoenix, Pueblo, St. Louis, and Wichita. Includes 'BETWEEN', 'RAIL FARES', 'STANDARD CAR', and 'TOURIST' columns.

Table for Determining Charges for Standard Upper Berth, Single Occupancy Section and Double Occupancy Section, also charge for Tourist Upper Berth.

Table for determining charges for Standard Upper Berth, Single Occupancy Section, and Double Occupancy Section. Columns include 'Where Lower Berth Is', 'Rate Will Be', and 'Upper Berth Will Be'.

Pullman Double Bedroom Rates table showing rates for various cities including Chicago, Kansas City, and Los Angeles. Columns include 'BETWEEN', 'CHICAGO', 'KANSAS CITY', 'LA JUNTA', 'ALBUQUERQUE', and 'BARSTOW'.

Table of Extra Fares on trains 19 and 20 THE CHIEF. Columns include 'BETWEEN', 'Chicago, Ill.', 'Kansas City, Mo.', 'Newton, Kan.', 'La Junta, Colo.', 'Lamy, N. M.', 'Albuquerque, N. M.', 'Williams, Ariz.', 'Ash Fork, Ariz.', 'Barstow, Cal.', and 'Los Angeles, Cal.'.

Extra fares on Trains 17 and 18, The Super Chief. Columns include 'BETWEEN', 'Chicago, Ill.', 'Kansas City, Mo.', and 'Seat Rates in Santa Fe Parlor Cars'.

RAILROAD NOTES: In through car stopping at Grand Canyon from 7:45 a. m. to 8:00 p. m. For longer stopover use rates to and from Grand Canyon. Rate applies when tourist sleeping cars are operated.

Passenger Department Officials

Chicago, Ill.—T. B. GALLAHER, Passenger Traffic Manager, A. T. & S. F. Ry. System. A. P. MORISON, Asst. Passenger Traffic Manager, A. T. & S. F. Ry. Sys. GEO. GILMAN, Asst. Passenger Traffic Manager, A. T. & S. F. Ry. Sys. R. E. MORIARTY, Asst. General Passenger Agent, A. T. & S. F. Ry. Sys. R. W. BIRDSEY, General Advertising Mgr., A. T. & S. F. Ry. Sys. ARTHUR A. DAILEY, Asst. Advertising Mgr., A. T. & S. F. Ry. Sys. L. C. KEYS, Express and Mail Traffic Manager, A. T. & S. F. Ry. Sys. T. A. WOLCOTT, Gen. Trav. Pass'r Agent, A. T. & S. F. Ry. System. H. E. HUGHES, Trav. Agent, A. T. & S. F. Ry. Sys. (Albuquerque, N. M.) H. B. BAILEY, Trav. Agent, A. T. & S. F. Ry. Sys. (Kansas City, Mo.) W. B. OWEN, Traveling Passenger Agent, A. T. & S. F. Ry. System. JAS. B. DUFFY, Asst. Pass'r Traf. Manager, A. T. & S. F. Ry.—Coast Lines. W. A. CLAWSON, Asst. Gen. Pass'r Agent, A. T. & S. F. Ry.—Coast Lines. H. C. VINCENT, Asst. Gen. Pass'r Agent, A. T. & S. F. Ry.—Coast Lines. R. D. TAYLOR, Asst. Gen. Baggage Agent, A. T. & S. F. Ry.—Coast Lines. T. F. CONWAY, Industrial Agent. J. R. HAYDEN, Asst. to the President, A. T. & S. F. Ry. System.

Topeka, Kan.—E. J. SHAKESHAF, General Passenger Agent, A. T. & S. F. Ry. A. T. & S. F. Gen. Office Bldg. F. L. STURGES, Asst. General Passenger Agent, A. T. & S. F. Ry. F. E. STEWART, Asst. General Passenger Agent, A. T. & S. F. Ry. R. S. GORDON, Gen. Baggage Agent, A. T. & S. F. Ry. System. P. E. TAYLOR, Gen. Industrial Agent, A. T. & S. F. Ry. J. F. JARRELL, Mgr. Agric. Development Dept., A. T. & S. F. Ry. Galveston, Tex.—A. C. ATER, General Passenger Agent, G. C. & S. F. Ry. W. W. WOOLFORD, Asst. Gen. Passenger Agent, G. C. & S. F. Ry. L. V. POLK, Gen. Trav. Pass'r Agent, G. C. & S. F. Ry. CHARLES P. WALSH, Gen. Baggage, Exp. and Mail Agent, G. C. & S. F. Ry. J. D. WHITMAN, Industrial Agent, Galveston, Texas. C. B. MARSHALL, Agricultural Agent. Amarillo, Tex.—M. C. BURTON, General Freight & Passenger Agent, P. & S. F. Ry. J. C. LANE, General Freight & Passenger Agent, P. & S. F. Ry. W. H. McEACHERN, General Baggage Agent, P. & S. F. Ry. H. M. BAINER, General Agricultural Agent, P. & S. F. Ry. Phoenix, Ariz.—F. L. HANNA, Asst. Gen. Frt. and Pass'r Agent, A. T. & S. F. Ry.—149 N. Central Ave. Coast Lines.

Santa Fe Traffic Agencies

Aberdeen, Scotland—MACKAY BROS. AND CO., Agents. Adelaide, Australia—DALGETY & CO., LTD., Australian Agents. Albuquerque, N. M.—Phone 516 J. V. STEWART, Trav. Frt. & Pass'r Agent. R. W. HOYT, Agent. Alhambra, Calif.—132 W. Main St., Phone Alhambra 3854. P. O. GARDNER, Passenger Agent. Amarillo, Texas—General Office Bldg., Phone 7231 E. KANCHER, Div. Frt. & Pass'r Agent. RICHARD ROBERTS, T. F. & P. A. H. B. GOLDING, T. F. & P. A. City Ticket Office, Phone 7231 } H. A. GILMORE, } Passenger Station, Phone 6822 } City Tkt. Agt. Atchison, Kan.—Masonic Bldg.—Phone 25 FREDERICK L. CONDIT, Div. Frt. Agent. Atlanta, Ga.—330 Rhodes-Haverty Bldg., Phone Walnut 3433 J. S. ROSE, General Agent. R. H. NORTON, Trav. Passenger Agent. R. W. DIFFENDERFER, Trav. Pass'r Agent. Auckland, New Zealand—DALGETY & CO. Bakersfield, Calif.—Phone 40 W. R. WHITE, Agent. CHAS. L. HENRY, Trav. Pass'r Agent. Beaumont, Tex.—Hotel Beaumont Bldg., 643 Orleans St.—Phones—Passenger 6131—Freight 6132. O. A. ERNEST, Div. Frt. and Pass'r Agent. W. F. OXFORD, City Passenger Agent. Berkeley, Calif.—98 Shattuck Square. W. J. CLENDEIN, City Passenger Agent. Berlin, Germany—76A Unter den Linden. PICKFORDS, G. m. b. H. Boston, Mass.—Rooms 4 and 5 Little Bldg., 80 Boylston St. Phone Liberty 5323 S. B. ST. JOHN, General Agent. S. CARLSON, District Passenger Agent. N. S. RICHARDSON, City Ticket Agent. F. T. BURNS, City Passenger Agent. M. H. GAGE, Traveling Agent. R. T. ANDERSON, Traveling Agent. H. M. NICHOLAS, Traveling Agent. Bremen, Germany—Dechanstrasse 18 AGENCE CONTINENTALE fur TRANSPORT. Brisbane, Australia—DALGETY & CO., LTD., Australian Agents. Brussels, Belgium—PICKFORDS LTD., 26 Place de Brouckere. Buffalo, N. Y.—201 Ellicott Sq. Bldg., Phone Washington 5230 C. P. COLEMAN, General Agent. H. J. HOUSEMAN, City Passenger Agent. R. F. McILROY, Traveling Passenger Agent. Cape Town, So. Africa—PICKFORDS COLONIAL LTD., Westminster House.

Chicago, Ill.—179 W. Jackson St., Ph. HAR. 4900 C. C. THOMPSON, Div. Passenger Agent. C. C. GARVEY, City Ticket Agent. A. C. DEVLIN, City Passenger Agent. R. R. RICKSON, City Passenger Agent. C. E. GRAHAM, City Passenger Agent. A. E. HARBIN, Traveling Passenger Agent. Dearborn Station, Phone HARRISON 9830 JOHN P. McNALLY, Depot Passenger Agent. STANLEY KOCHAN, Depot Passenger Agent. T. N. THOMPSON, Depot Passenger Agent. 1061 Board of Trade, Phone HARRISON 4900 E. M. FOGARTY, Division Freight Agent. Christchurch, New Zealand—DALGETY & CO. Cincinnati, Ohio—703 Dixie Terminal Bldg., Phone Main 1724-1725 F. G. BURNETT, General Agent. HARRY RENTROP, City Passenger Agent. L. C. WOOLSEY, Trav. Passenger Agent. Cleveland, Ohio—1105 Terminal Tower Bldg., Phone Cherry 0226 GRANT WYRICK, General Agent. F. PALMATEER, District Passenger Agent. A. H. BUTTERWORTH, City Passenger Agent. W. G. GUSSE, Traveling Passenger Agent. ELMER F. SCHULTZ, Passenger Agent. Clinton, Okla.—Rooms 5-6-7, Mississippi Bldg., 509 1/2 Frisco Ave., Phone 32 C. R. WINTERS, Div. Frt. & Pass'r Agent. Colorado Springs, Colo.—Santa Fe Station—539 E. Pikes Peak Ave., Phone Main 2121 H. W. DONALDSON, Div. Frt. and Pass'r Agt. B. MARK STEPHENS, City Frt. & Pass. Agt. Dallas, Texas—Santa Fe Bldg., 1116 Commerce St., Phone 2-8421 R. R. HUNLEY, Division Passenger Agent. J. H. KUCERA, City Passenger Agent. J. A. FITZGERALD, Division Freight Agent. Phone 7-8083 Denver, Colo.—Kenmark Hotel Bldg., 524 17th St. Phone Tabor 3211 W. S. BURDICK, Division Passenger Agent. C. A. HEINLEY, Traveling Passenger Agent. A. A. OTT, Traveling Passenger Agent. R. A. NEAL, City Passenger Agent. F. W. MYERS, Division Freight Agent. Des Moines, Iowa—601 Equitable Bldg., Phones 4-7173 and 4-7174 D. M. SPANGLER, General Agent. A. F. IVIS, Traveling Passenger Agent. C. S. STEVENS, Traveling Passenger Agent. E. J. McCRARY, City Frt. & Pass'r Agent. Detroit, Mich.—504 Transportation Bldg., Phone Randolph 8748 R. C. SMITH, General Agent. G. G. ROBERTSON, Trav. Pass'r Agent. R. E. NEAL, Traveling Passenger Agent. CLAUDE A. STROUP, City Pass'r Agent. Dundee, Scotland—MACKAY BROS. AND CO., Agents. Dunedin, New Zealand—DALGETY & CO. Edinburgh, Scotland—31-33 Hanover St. MACKAY BROS. AND CO., Agents. El Paso, Tex.—Corner San Francisco St. & Pioneer Plaza Phone Main 2677 L. V. GARDINER, Div. Frt. and Pass'r Agent. L. H. RICE, City Passenger Agent. GEO. M. BEAMON, City Frt. & Pass'r Agent. W. B. ERDWURM, Trav. Frt. & Pass'r Agent. Ft. Madison, Iowa—Santa Fe Station P. J. RAFTIS, Division Freight Agent. Fort Worth, Texas—808 Houston St., Phone 2-2158 E. B. MELTON, Division Passenger Agent ROY SCHELL, City Passenger Agent. B. F. HYDE, Traveling Passenger Agent. ROSCOE H. DEITIKER, Div. Freight Agt. Phone 2-5141 Fresno, Calif.—Santa Fe Station, Phone 3-6221 E. W. ZAMZOW, Div. Pass'r Agent. W. J. SHIELDS, Traveling Passenger Agent. G. E. HARRISON, Division Freight Agent. Galveston, Texas—411 Twenty-second St. Phone Santa Fe 5400 OSCAR NELSON, Division Passenger Agent. SAM DAVIS, Division Freight Agent. Glasgow, Scotland—80 Mitchell Street. PICKFORDS, LTD. Glendale, Calif.—107 So. Brand Blvd. S. E. PORTER, Passenger Agent. Highland Park, Calif.—Santa Fe Station Phone Albany 8774 J. J. McCARTHY, Passenger Agent. Hollywood, Calif.—6405 Hollywood Blvd., Phone Granite 4104 G. N. KOEPEL, City Passenger Agent. WILLIAM P. RIGGS, Passenger Agent. Houston, Texas—904 Texas Ave. Phone Fairfax 7321 (Passenger) J. R. GREENHILL, Division Passenger Agent. T. M. GAUNTT, City Passenger Agent. R. M. MARTIN, Traveling Passenger Agent. Phones Fairfax 7323 and 7324—(Freight) H. T. BORNEFELD, Division Freight Agent. Huntington Park, Calif.—6530 Pacific Blvd. Phone Kimball 5796 F. L. WEEKS, Passenger Agent. F. W. BROWN, City Freight Agent. Hutchinson, Kan.—A. B. FLEMING, Division Freight Agent. Indianapolis, Ind.—311 Merchants Bank Bldg., Phone Riley 3077 E. P. FISHER, General Agent. EMMETT C. MICHAELS, Trav. Pass'r Agt. Inglewood, Calif.—130 S. Market St. R. McLANE, Agent. Phone 64 Joplin, Mo.—706-707 Joplin Nat. Bank Bldg. C. L. DAVIS, Division Freight Agent. Kansas City, Mo.—1100 Baltimore Avenue, Phone Victor 7340 R. E. CUTTELL, Div. Pass'r Agent. J. P. FREILINGER, City Passenger Agent. J. E. SAMUELSON, City Pass'r Agent. T. J. McDERMOTT, Trav. Pass'r Agent. ROBT. E. COOPER, Traveling Passenger Agent. E. C. OTT, Depot Passenger Agent. HARRY W. SIMPSON, Depot Pass'r Agent. ARTHUR B. PRATT, Depot Pass'r Agent. 614 Fairfax Building, Phone Victor 7340 W. H. TURNER, Division Freight Agent.

Santa Fe Traffic Agencies—Concluded

New York City, N. Y.—505 Fifth Ave. (second floor), Ph. Vanderbilt 2-8791 (Passenger) C. E. EATON, Gen. Agent Pass'r Dept. ROBERT MILLS, District Passenger Agent. G. DORENTE, Traveling Passenger Agent. E. J. HARRIS, City Passenger Agent. ARTHUR DRABBLE, City Passenger Agent. DONALD P. ROONEY, City Passenger Agent. 225 Broadway, Phone Barclay 7780 (Freight) R. P. BIRD, General Agt. Frt. Dept. Nice, France—2 Place Grimaldi STE AME PICKFORDS, Oakland, Calif.—432 Thirtieth St. Phone Humboldt 9780 T. A. RIGDON, Division Passenger Agent. E. H. LAMBORN, Traveling Passenger Agent. L. T. HAGGERTY, City Passenger Agent. FRANK G. COLE, Division Freight Agent. Fortieth St. and San Pablo Ave. J. B. BAKER, Agent. Oklahoma City, Okla., 6 S. Robinson St. (Passenger), Phone 2-2151 GLENN EDDIE, Division Passenger Agent. W. A. McKINLEY, City Passenger Agent. HUGH N. DAVIS, Traveling Passenger Agent. 707 Commerce Exchange (Freight), Phone 2-0207 G. W. SMITH, Division Freight Agent. Ostend, Belgium—AGENCE CONTINENTALE & ANGLAISE, Station Quai. Paris, France—12 Rue de Port Mahon, (opera). STE AME PICKFORDS, Pasadena, Calif.—Santa Fe Station, Phone Wakefield 1191 PAUL P. BRANCH, City Passenger Agent. J. P. COSAND, Passenger Agent. E. L. JESSEN, Passenger Agent. W. R. FLYNN, Agent. Peoria, Ill.—211 Jefferson Bldg., Phone 8344 O. H. THOMAS, General Agent. BYRON A. WENKER, Trav. Pass'r Agent. Perth, Australia—DALGETY & CO., LTD., Australian Agents. Philadelphia, Pa.—302-3 Franklin Trust Bldg., 1500 Chestnut St. at 15th Phone Rittenhouse 1464-1465. D. L. THORNBURY, General Agent. G. C. DILLARD, District Passenger Agent. J. A. MALONEY, Traveling Passenger Agent. S. A. BOND, Traveling Passenger Agent. H. N. ECCLESTON, City Passenger Agent. Phoenix, Ariz.—149 N. Central Ave., Phone 41181 G. W. BROWN, Div. Freight and Pass'r Agt. FRANK F. DAVIS, City Ticket Agent. H. W. HOEPTNER, Trav. Frt. and Pass'r Agt. W. M. SCOTT, Trav. Frt. and Pass'r Agt. D. B. MALCOLM, Trav. Frt. and Pass'r Agt. Pittsburgh, Pa.—1222 Gulf Bldg., Phones (Atlantic 2851 (Freight) (Atlantic 2937 (Passenger) J. W. MUNSELL, General Agent. C. H. BEACH, District Passenger Agent. L. A. BOEGGEMAN, City Passenger Agent. K. V. HENDERSON, Traveling Pass'r Agent. J. C. HAMILTON, Traveling Passenger Agent. Plymouth, England—10 Whimple Street. PICKFORDS, LTD., Pomona, Calif.—Santa Fe Station FRANCIS J. EARLY, Freight and Passenger Agent. Portland, Ore.—1015 American Bank Bldg., Phone Atwater 5571 HEATH W. PATE, General Agent. L. J. ARMSTRONG, Trav. Frt. & Pass. Agt. Pueblo, Colo.—401 N. Union Ave., Ph. 73 (Passenger) and 223 (Freight). G. Q. HALL, City Passenger Agent. F. D. GAHAGAN, Division Freight Agent. Redondo Beach, Calif.—Santa Fe Depot, Ph. 13 G. C. FULLER, Agent. Riverside, Calif.—Santa Fe Station. R. E. WEIS, Passenger Agent. R. P. HINZE, Agent (Phone 12). Sacramento, Calif.—1000 10th St., Ph. Main 1094 WALTER S. PITCHFORD, General Agent. C. S. LOEHR, Trav. Frt. & Pass'r Agt. R. L. ABBOTT, Trav. Frt. & Pass'r Agt. St. Joseph, Mo.—505 Francis St. Phones 6-0110 and 6-0111 C. H. ROESLE, Div. Frt. and Pass'r Agt. W. H. STUKEY, Trav. Frt. & Pass'r Agt. A. E. BETHARD, City Frt. & Pass'r Agt. St. Louis, Mo.—296 Arcade Bldg., Phone Chestnut 7120-1 E. H. DALLAS, General Agent. GEO. R. BAINTER, City Passenger Agent. B. A. PERRY, JR., City Pass'r Agent. H. T. ABBOTT, Traveling Pass'r Agent. Santa Fe Station, Phone MUtual 0111 M. MENDELSON, City Passenger Agent. R. M. PROCTOR, Asst. Station Agent. Kerkhoff Bldg. Phone MUtual 0111 WALTER GRAY, General Agent. R. F. HODGINS, Asst. General Agent. H. S. FEHNER, Ticket Agent. R. S. HIRSCH, Div. Frt. Agt. Lubbock, Texas—401-2 Myrick Bldg., Phone 1178. R. H. FORBES, Div. Frt. and Pass'r Agent. RALPH TROLINGER, Trav. Frt. & Pass'r Agt. I. M. ROBINSON, Trav. Frt. and Pass'r Agt. Lugano, Switzerland—PICKFORDS, LTD., 17 Via Nassa on the Quai. Melbourne, Australia—DALGETY & CO., LTD., Australian Agents. Mexico City, Mex.—Bolivar No. 22-B. W. H. HARLOW, General Agent. J. BANUET, JR., Trav. Frt. and Pass'r Agent. Milwaukee, Wis.—401 Majestic Bldg., Phones Marquette 7140 and 7141 J. A. ELMSLIE, General Agent. R. C. RAYBOURNE, City Passenger Agent. L. H. McCLURE, Trav. Pass'r Agent. Minneapolis, Minn., 211 Metropolitan Life Bldg., Phone Geneva 6349 J. C. BATHAM, General Agent. THOS. CLOHESY, Passenger Agent. S. B. WILCOX, Traveling Passenger Agent. GEO. J. TURGEON, City Frt. & Pass'r Agent. Montreux, Switzerland—81 Grand Rue. PICKFORDS, LTD. New Orleans, La.—627 Whitney Bldg., Phone Raymond 3393 A. A. BOYLE, General Agent. K. M. FOGG, City Freight & Pass'r Agent. B. J. BLANCHARD, City Freight & Pass'r Agt. A. C. TRICOU, Trav. Frt. & Pass'r Agent.

Santa Barbara, Calif.—915 State St. Phone 3660. NAT A. BLACK, General Agent. GEO. S. SCOTT, Trav. Frt. & Pass'r Agent. Santa Fe, N. M.—On the Plaza. Phone 45 C. C. BOATRIGT, City Passenger Agent. Santa Monica, Calif.—812 Santa Monica Blvd., Phone 285-88 S. M. SULLIVAN, Passenger Agent. Santa Rosa, Calif.—217 Fourth St. F. J. McHugh, Trav. Frt. & Pass. Agt. Seattle, Wash.—The 1411 Fourth Ave. Bldg. GEO. H. NEASE, Trav. Frt. and Pass'r Agent. San Bernardino, Calif.—Santa Fe Sta., Phone 2111 T. H. MURRAY, Div. Frt. and Pass'r Agent. F. F. CALVERT, Trav. Passenger Agent. P. A. BAYRICH, Trav. Frt. & Pass'r Agent. B. L. HOLMES, Depot Agent. San Diego, Calif.—Corner of Fifth Ave. and B St. Phone Franklin 2101 W. B. FRISBIE, Div. Passenger Agent. F. E. BRYANT, City Passenger Agent. F. L. HOPE, Division Freight Agent. F. HERKELRATH, Agent, Santa Fe Station. San Francisco, Calif.—601 Market St., Phone Sutter 7600 R. D. JOHNSON, Division Passenger Agent. M. A. PODLECH, Special Passenger Agent. CHAS. H. DUFFY, City Passenger Agent. J. E. LAHARTY, City Passenger Agent. GLEN W. HINKLE, City Ticket Agent C. G. MUELLER, Passenger Agent. Market St. Ferry—R. L. D. McALLISTER, Ticket Agent. C. J. HAGERTY, Passenger Agent. 114 Sansome St.—H. L. BLACKSTONE, Gen'l Agent. N. W. HALL, Division Freight Agent. San Jose, Calif.—115 So. First St. Phone Ballard 8181 HARRY M. BAADE, Traveling Passenger Agt. R. B. MILLER, Passenger Agent. San Pedro, Calif.—201 Seventh St. B. J. LAWRENCE, Passenger Agent. Santa Ana, Calif.—301 N. Main St., Ph. 408 C. D. LINDSEY, Traveling Passenger Agent. R. C. SHORT, Ticket Agent. P. W. DOANE, Agent. Phone 178 Stockton, Calif.—Rms 6,7,8, Hotel Stockton Annex L. C. KRAMES, Div. Frt. & Pass'r Agt. CLIFFORD IRBY, Trav. Passenger Agent, Sydney, Australia—DALGETY & CO., LTD., Australian Agents. Temple, Texas—R. D. FIELD, City Passenger Agent. J. S. PURDY, Division Freight Agent. Topeka, Kan.—A. T. & S. F. General Office Bldg., Phone 6481 GEO. C. CHAMBERS, Div. Pass'r Agent. R. W. HOBART, Division Freight Agent. Santa Fe Station—T. L. KING, City Pass. Agt. Tulsa, Okla.—Atlas Life Bldg., 417 S. Boston Ave., Phone 3-0173 J. B. ROLLMAN, City Passenger Agent. K. F. BURNETT, Division Freight Agent. Waco, Texas—507 First State Bank Bldg., Ph. 2500 C. H. CARRINGER, Div. Frt. & Pass'r Agt. Wellington, New Zealand—DALGETY & CO. Whittier, Calif.—126 N. Greenleaf St. T. H. SHERRILL, Passenger Agent. Wichita, Kan.—Room 314, Union Nat'l Bank Bldg. L. B. SMITH, D. P. A. Phone 4-0365 G. W. VETTER, D. F. A., Room 320 Union National Bank Bldg. Wichita Falls, Tex.—1015 Staley Bl., Phone 4037. A. R. MITCHELL, General Agent.

Hotel Ticket Offices, Chicago—George M. Newhart, Agent. All Phones Harrison 2203 CONGRESS HOTEL PALMER HOUSE MORRISON HOTEL HOTEL SHERMAN STEVENS HOTEL MERCHANDISE MART

Personally Escorted ALL-EXPENSE TOURS this summer via the Santa Fe both eastbound and westbound Every week until August 29, 1937, there will be a series of low-cost all-expense tours, in Standard Pullmans and Tourist Sleepers, to the principal vacation lands of the West. All tours to or from California will permit a Grand Canyon stop-over, while some will also include such "high spots" as the Indian-detours, in and around old Santa Fe, N. M., and a Colorado Springs visit. We suggest early bookings, for those of you who are "Escorted Tour-minded." ASK SANTA FE REPRESENTATIVE FOR FULL PARTICULARS

down

go 
Grand Canyon
SIDE TRIP FARES

Here's good news for Santa Fe patrons! Grand Canyon National Park, America's outstanding scenic attraction, is now within easy reach of everyone's purse. Effective July 7, 1937, Grand Canyon side trip fares, in connection with rail tickets good via Santa Fe lines between Albuquerque or Belen and Barstow, or points beyond, were reduced to:

\$7.00 for Standard Pullman Passengers. Berth extra.
5.00 for Tourist Car Passengers. Berth extra.
3.00 for Coach or Chair Car Passengers.

These new fares are the lowest in Santa Fe history

Grand Canyon is more than a great spectacle; more than an interesting stop-over or side ride. It is an ideal mountain vacation spot—the center of a whole fascinating region waiting to be explored. And for easy exploration, you can't beat those popular economical Grand Canyon ALL-EXPENSE tours ranging in length from one to three days.

Famous *El Tovar* hotel and *Bright Angel Lodge* and *cottages*, under Fred Harvey management, are open the year 'round.

Daily standard and tourist Pullmans direct to the south rim of Grand Canyon

\$3
for
COACH and
CHAIR CAR
passengers

\$5
for
TOURIST
PULLMAN
passengers

\$7
for
STANDARD
PULLMAN
passengers

• **Santa Fe is the only railroad entering Grand Canyon National Park** •