

APRIL 26, 1959
(Revised June 1)

UNION PACIFIC RAILROAD

TIME TABLES



SERVES ALL THE WEST

APRIL 26, 1959
(Revised June 1)

UNION PACIFIC RAILROAD

TIME TABLES



SERVES ALL THE WEST

DAILY THRU

200
SEPT 15TH...

"The Challenger"

will operate as an **ALL COACH**
Domeliner on convenient new
summer schedule.

WESTBOUND (All times shown are Standard Time)		EASTBOUND	
Lv CHICAGO (Milw. Rd.)	5:30 PM	Lv LOS ANGELES (U. P.)	4:15 PM
Lv OMAHA (U. P.)	1:45 AM	Lv SALT LAKE CITY	8:10 AM
Ar SALT LAKE CITY	6:25 PM	Ar OMAHA	2:15 AM
Ar LOS ANGELES	8:30 AM	Ar CHICAGO (Milw. Rd.)	10:45 AM

Omaha set-out Coach for Los Angeles will be open for occupancy at 11:30 p.m. — on return trip may be occupied until 6:30 a.m.



All the family will enjoy a "new look" at the West from the Dome of "The Challenger"

FEATURING dome coach with upstairs seats unreserved for unlimited viewing.

RESERVED Coach seats with adjustable backs and stretch-out leg rests for day and night comfort.

Smartly appointed Dining Car, featuring freshly prepared foods at reasonable prices.

Inviting Club Lounge Car for relaxation and refreshment.

For travel comfort at the lowest cost — It's **THE CHALLENGER** — companion train to the famous **DOMELINER "CITY OF LOS ANGELES"**, an all-room Pullman train during the summer season.

NOTE: Money-saving **FAMILY PLAN FARES** apply on "The Challenger"

UNION PACIFIC *Railroad*

Bill Anderson

PRINTED IN U. S. A.—OMAHA PRINTING COMPANY
11/15/51

TABLE OF CONTENTS

Section	Page	Section	Page
Index to Union Pacific Stations.....	3 to 5	Connecting Bus Lines Service.....	40
Equipment of Through Trains.....	6 to 21	Address of Principal Union Pacific Stations.....	42
Condensed Train Schedules.....	6 to 21	Reserved Coach Seat Charges.....	44
Complete Train Schedules.....	22 to 39	One Way Railroad Fares.....	45
Map of Union Pacific and Connecting Lines.....	26 and 27	Round Trip Railroad Fares.....	46 and 47
Connecting Rail Lines Service.....	41, 42 and 43	Pullman Sleeping Car Charges.....	48 and 49
Connecting Bus Lines at East Los Angeles.....	12 and 29	Pullman Seat Fares.....	49
		Union Pacific Representatives.....	50 and 51

INFORMATION

Miles shown on **mile posts** read westward from Council Bluffs, Iowa. Miles shown herein are from Omaha, Nebraska. (Variance approximately 3 miles.)

Time from midnight to noon inclusive, is indicated by light face type; **from noon to midnight inclusive, by dark face type.**

Any person who, because of mental, physical or other **disability**, is incapable of properly caring for himself or herself, will be received as a passenger **ONLY** when accompanied by a competent attendant.

New **leg rest seat coaches** are assigned to the Domeliners and Streamliners, but operation of non-leg rest coaches may be necessary on occasions, due to emergencies or shortages.

On trains that carry **chair car porters**, there is no charge for the services of the porter. There is a nominal charge for pillows.

Children under 5 years of age ride free, when accompanied by parent or guardian; 5 years of age and under 12, pay **half fare**; 12 years of age and over, pay full fare.

Should any question or difference of understanding arise with agents or conductors as to **proper fare** or ticket privileges, please pay fare requested, take receipt, and communicate with General Passenger Traffic Manager, Omaha 2, Nebr.

Tickets unused or partly used, will be redeemed under tariff regulations at proper value. Consult any Union Pacific office or write to Gen'l Passenger Traffic Mgr., Omaha 2, Nebr.

Stopovers are permitted at all points where trains are scheduled to stop, within final limit of tickets, by notifying conductor.

Many attractive **side trips** and optional routes are available. Ask your local Agent or any Union Pacific representative for details.

Tickets reading via Union Pacific Railroad, with certain exceptions, will be honored by Northland Greyhound Bus Lines or Western Greyhound Bus Lines, between any two points between which either of those two companies and the Union Pacific Railroad both operate.

You are requested to purchase your tickets before boarding the train.

At **Chicago** the Transfer coupon on a through railroad ticket entitles the holder, without additional charge, to have himself and hand luggage transferred in a Railroad Transfer Service car from his incoming to his outgoing station. Or, when there is at least a 3-hour interval between arrival of train in Chicago and scheduled departure time from outgoing station, Railroad Transfer Service will transfer such luggage to the passenger's outgoing station where it can be claimed at the parcel check room. The charge for this service is the usual parcel checking fee plus a 25 cent charge made by the Railroad Transfer Service for each bag or parcel.

It is desirable to mark or tag each piece of baggage (for easy identification) with your name and address and, in addition, place your name and permanent address inside each

piece, whether it is checked or carried with you on the train. Ask Ticket or Baggage Agent for free **address labels**.

For the convenience and comfort of themselves and others, passengers are requested to check their **hand baggage** whenever possible, except that actually needed for personal use enroute. No responsibility is assumed for unchecked articles left in stations, on platforms or in cars.

Checkable Baggage consists of wearing apparel, toilet articles and such personal effects as the passenger may need for use on the trip.

Money, jewelry, negotiable papers, liquids, fragile or perishable articles, radios, typewriters, dishes and household goods are examples of some of the articles not checkable as baggage. Consult Agent.

One hundred and fifty (150) pounds of baggage, not exceeding one hundred dollars (\$100.00) in value, may be checked free on each adult ticket, and one-half those amounts in connection with children's half-fare tickets. Family fare plan tickets, however, provide for free checking of three hundred (300) pounds of baggage, not exceeding two hundred dollars (\$200.00) in value, regardless of number of passengers for which the ticket is issued.

Passengers have the privilege of declaring additional value on checked baggage, not to exceed a total of \$2500.00, upon payment of a nominal charge, or of purchasing St. Paul Fire & Marine Insurance Company baggage insurance in any amount. Consult Agent.

Dogs and other small household pets may be transported in baggage cars subject to tariff regulations or they may be taken into room accommodations, when in suitable containers, subject to Pullman Company regulations.

Handling of dogs and pets in baggage cars on streamliner trains is necessarily restricted. Consult agent for details.

No single piece of baggage exceeding 300 pounds in weight, or single shipment in excess of \$2500.00 in value, will be checked. **Exception:** Boxes of heavy or corrugated pasteboard are limited to a gross weight of 50 pounds each.

All baggage should be marked plainly on outside with name and address of owner.

The Domeliner, Streamliner and Challenger trains do not handle checked baggage, remains and pets, to or from many intermediate points where passengers may board or detrain. It is suggested you check your baggage 24 hours in advance of your own departure. Consult agent or passenger representatives for details.

In case of **Lost Articles**, communicate with Manager, Mail, Baggage & Express Traffic, Omaha 2, Nebraska.

Union Pacific Railroad is not responsible for errors in time tables, inconvenience or loss resulting from **delayed trains**, failure to make connections, air conditioning failures, or emergency substitutions in equipment. Schedules, consists and designations of trains shown in this folder are subject to change without notice.

INDEX OF CONDENSED THROUGH TIME TABLES

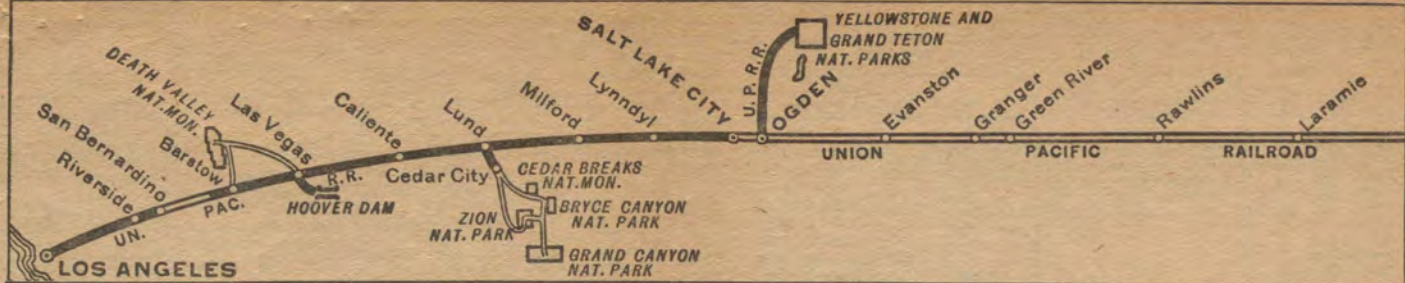
BETWEEN AND	TABLE	BETWEEN AND	TABLE	BETWEEN AND	TABLE
Chicago—		St. Louis—		Salt Lake City, Cedar City, Las Vegas, Pasadena, Los Angeles.....	A—D
Omaha.....		Kansas City		Reno, San Francisco.....	B—E
Los Angeles, Pasadena, Las Vegas, Cedar City, Salt Lake City, Ogden, Cheyenne.....	A	Denver.....		Sun Valley, Boise, Portland, Tacoma, Seattle.....	F
San Francisco, Reno, Ogden, Cheyenne.....	B	Denver.....		Spokane.....	L
Seattle, Tacoma, Portland, Boise, Sun Valley, West Yellowstone.....	C	Ogden, Salt Lake City.....		West Yellowstone, Victor.....	O
Denver, North Platte.....	G	Cedar City, Las Vegas, Los Angeles, Pasadena.....			
Spokane.....	K	Reno, San Francisco.....			
West Yellowstone, Victor.....	O	Sun Valley, Boise, Portland, Tacoma, Seattle.....	C—F	Sun Valley... Los Angeles.....	T
				Seattle..... Tacoma, Portland.....	Z
St. Louis—		Denver.....		San Francisco, Los Angeles.....	Y
Kansas City, Denver, Ogden, Salt Lake, Cedar City, Las Vegas, Pasadena, Los Angeles.....	D	Spokane.....			
		West Yellowstone, Victor.....	L	Spokane..... Portland.....	W
		West	O	San Francisco, Los Angeles.....	X
		Yellowstone Portland.....	S	Sun Valley, Los Angeles.....	D—T

For Condensed Through Schedules to and from Utah-Arizona Parks (Cedar City, Utah) see Table 4, Page 29

INDEX TO UNION PACIFIC STATIONS

Each Time Table is numbered. The numbers opposite the Stations are the numbers of the time tables in which the stations are shown. Stations marked ■ are located on Divisions indicated by table numbers, but are not shown in folder tables.

Table No.	Table No.	Table No.	Table No.	Table No.	Table No.	Table No.	Table No.
Aberdeen, Idaho.....56	Armistead, Mont. R.36	Beattie, Kans.....53	Bonneville, Ore.....20	Butte, Mont. R.36	Central City, Nebr.	Colby, Kans.....28	Curry, Idaho.....60
Aberdeen, Wash.....21	■Armstrong, Wash.76	■Beatty, Idaho.....20	■Boone, Nebr.....48	Buxton, Mont.....36	■G, 1, 2, 17, 45	Colfax, Calif.....14	■Curvo, Utah.....1, 2
Aberdene Jct., Ida.....56	Arnold, Nebr.....43	■Becks, Utah.....31	■Boiah, Idaho.....20	Byers, Colo.....24	Central Ferry, Wash.77	Colfax, Wash.....76, 76A, 84	■Cutler, Utah.....5
Abequia, Ida.....60, 61	Aroya, Colo.....24	■Beckwith, Wyo.....20	■Borden, Utah.....3	Byrna, Idaho.....57	Centralia, Wash.....Z, 20A, 21	■Collins, Idaho.....56	■Collins, Idaho.....56
Acoma, Nev.....3	■Asealon, Colo.....24	■Belgrade, Nebr.....46	■Border, Wyo.....20		■Ceresco, Nebr.....88	Collinston, Utah.....36	■Collopy, Idaho.....20
■Acton, Wash.....78	■Ash, Wash.....74	Bell, Calif.....8	Borie, Wyo.....1, 2		■Chafee, Wash.....78	■Collyer, Kans.....24	■Colorado, Wyo.....24
Adams, Ore.....84	■Aahby, Wash.....74	Bellevue, Idaho.....69	■Bosler, Wyo.....1, 2		■Champlin, Utah.....3	■Colores, Wyo.....24	■Colton, Calif.....3
■Adelaide, Idaho.....20	Asherville, Kans.....26	Beloit, Kans.....26	■Boulder, Ore.....10		■Chapman, Kans.....H, 24	■Colton, Nebr.....1, 2	■Coltman, Idaho.....58
Adrian, Ore.....64	Ashton, Idaho	■Belt, Idaho.....39, 57	■Boulder City, Nev.....20		■Chapman, Nebr.....H, 24	■Columbia, Nebr.....A, B, C, G, 1, 2, 17, 44, 46, 47, 89	■Dagggett, Calif.....3
Agate, Colo.....24	■O, R, S, 36, 39, 40	■Belvidere, Idaho.....67	■Bouler, Utah.....18		■Chappell, Nebr.....1, 2	■C, G, 1, 2, 17, 44, 46, 47, 89	Dahlstrom, Wyo.....34
■Alken, Idaho.....56	Aspen, Wyo.....1, 2	■Belvidere, Nebr.....52	■Boyer, Colo.....24		■Cheney, Wash.77	■C, G, 1, 2, 17, 44, 46, 47, 89	Dale, Wyo.....1, 2
Alkina, Kans.....52	Asaria, Kans.....27	■Belvius, Kans.....24	■Bracken, Nev.....3		■Chemung, Colo.....24	■C, G, 1, 2, 17, 44, 46, 47, 89	■Daley's Ranch, Wyo.....1, 2
Albany, Wyo.....33	■Atkinson, Utah.....32	Bend, Ore.....86	■Bradley, Idaho.....79		■Cheney, Wash.	■C, G, 1, 2, 17, 44, 46, 47, 89	Dalles, Ore. C, F, U, W, 20, 74, 86
■Albertson, Wash.....76	■Attalla, Wash.74, 78	■Benicia, Calif.....14	■Brady, Nebr.....1, 2, 17		■Cima, Calif.....3	■C, G, 1, 2, 17, 44, 46, 47, 89	Damar, Kans.....28
Albin, Wyo.....42	Atwood, Colo.....17	Bennett, Colo.....24	■Brainard, Nebr.....45		■Cincinnati, Ohio.....1, 2	■C, G, 1, 2, 17, 44, 46, 47, 89	Dana, Wyo.....1, 2
Albion, Nebr.....47	Auburn, Calif.....14	■Bennington, Kans.....26	■Bremen, Kans.....52		■Cincinnati, Ohio.....1, 2	■C, G, 1, 2, 17, 44, 46, 47, 89	Danneberg, Nebr.....49
■Albion, Wash.....78	Auburn, Colo.....17	■Benson Jct., Utah.37	■Bridal Veil, Ore.....20		■Cincinnati, Ohio.....1, 2	■C, G, 1, 2, 17, 44, 46, 47, 89	Darlington, Idaho.....56
Alda, Nebr.....1, 2, 17	Auburn, Wash.....20A	Benton City, Wash.78	■Bridgport, Kans.27		■Cincinnati, Ohio.....1, 2	■C, G, 1, 2, 17, 44, 46, 47, 89	Darlow, Colo.....18
Alexander, Ida.....20	Ault, Colo.....30	■Beowawe, Nev.....14	■Bridger, Wyo.....1, 2		■Cincinnati, Ohio.....1, 2	■C, G, 1, 2, 17, 44, 46, 47, 89	Darr, Nebr.....1, 2
Alexandria, Nebr.....52	■Avon, Utah.....12	■Berger, Idaho.....60	■Brigham City		■Cincinnati, Ohio.....1, 2	■C, G, 1, 2, 17, 44, 46, 47, 89	Davenport, Nebr.....62
■Alfalfa Center, Nebr.	■Axtell, Kans.....53	■Berkley, Calif. B,E,14	■Brighton, Utah.36, 38		■Cincinnati, Ohio.....1, 2	■C, G, 1, 2, 17, 44, 46, 47, 89	David City, Nebr.45, 89
1, 2	Ayer, Wash.....L, W, X, 74, 76, 77	■Beryl, Utah.....3	■Brighton, Colo.17, 18, 30		■Cincinnati, Ohio.....1, 2	■C, G, 1, 2, 17, 44, 46, 47, 89	Davis, Calif. X, Y, 14
Alhambra.....A, D, 3, 7		■Bessien, Idaho.....20	■Broadwater, Nebr.42		■Cincinnati, Ohio.....1, 2	■C, G, 1, 2, 17, 44, 46, 47, 89	Davis, Wyo.....34
Alida, Ore.....72	■Bach, Idaho.....36	Beverly, Kans.....28	■Brochhoff, Nebr.42		■Cincinnati, Ohio.....1, 2	■C, G, 1, 2, 17, 44, 46, 47, 89	Davis Jct. (Rockford) Ill.....1, 2
Allida, Kans.....25	■Badger, Nebr.....54	■Bickel, Idaho.....60	■Brogan, Ore.....70		■Cincinnati, Ohio.....1, 2	■C, G, 1, 2, 17, 44, 46, 47, 89	Day, Ore.....20
■Allendale, Idaho.....68	■Bagdad, Colo.....24	■Big Eddy, Idaho.....67	■Brookville, Kans.24		■Cincinnati, Ohio.....1, 2	■C, G, 1, 2, 17, 44, 46, 47, 89	Dayton, Idaho.....36
Almota, Wash.....77	■Bailey, Ore.....20	■Biggins, Ore.....20	■Broughton, Kans.....25		■Cincinnati, Ohio.....1, 2	■C, G, 1, 2, 17, 44, 46, 47, 89	Dayton, Wash.....84
■Alpowa, Wash.....77	■Baileyville, Kans.53	■Biggs Jct., Ore.....86	■Brown, Nev.....3		■Cincinnati, Ohio.....1, 2	■C, G, 1, 2, 17, 44, 46, 47, 89	Declo, Idaho.....62
■Altair, Kans.....28	■Baileysville, Nebr.42	■Big Springs, Idaho.39	■Brownvale, Kans.25		■Cincinnati, Ohio.....1, 2	■C, G, 1, 2, 17, 44, 46, 47, 89	Deer Trail, Colo.....24
Altamont, Wyo.....1, 2	■Baker, Ore.....C, F, T, U, 20	■Big Springs, Idaho.39	■Browning, Utah.36		■Cincinnati, Ohio.....1, 2	■C, G, 1, 2, 17, 44, 46, 47, 89	Deeth, Nev.....14
■Amalga, Idaho.....60	■Bakersfield, Calif.....15	■Big Springs, Idaho.39	■Brownson, Nebr.1, 2		■Cincinnati, Ohio.....1, 2	■C, G, 1, 2, 17, 44, 46, 47, 89	Delaplain, Nev.....60
American Falls, Ida.....20	■Balta, Kans.....24	■Birdwood, Neb.....17	■Broxon, Idaho.....20		■Cincinnati, Ohio.....1, 2	■C, G, 1, 2, 17, 44, 46, 47, 89	Delia, Kans.....52
American Fork, Utah.....5	■Balzac, Colo.....17	■Bishop, Wash.....77	■Brule, Nebr.....1, 2, 17		■Cincinnati, Ohio.....1, 2	■C, G, 1, 2, 17, 44, 46, 47, 89	Delia, Mont.....36
Ames, Nebr.....1, 2, 17	■Bancroft, Idaho.....20	■Bitter Creek, Wyo.1, 2	■Brunon, Ore.....20		■Cincinnati, Ohio.....1, 2	■C, G, 1, 2, 17, 44, 46, 47, 89	Delfos, Kans.....26
Amherst, Nebr.....43	■Baileyvue, Nebr.42	■Black Buttes, Wyo.1, 2	■Bryan, Wyo.....1, 2		■Cincinnati, Ohio.....1, 2	■C, G, 1, 2, 17, 44, 46, 47, 89	Delta, Utah.....3, 37
■Amsterdam, Ida.....60	■Baker, Ore.....C, F, T, U, 20	■Blackfoot, Ida.....O, R, 36, 56	■Bryce Canyon Park, Ut. (See Cedar City, Ut)		■Cincinnati, Ohio.....1, 2	■C, G, 1, 2, 17, 44, 46, 47, 89	De Moss, Ore.....87
Anaheim, Calif. A,D,3,9	■Bakersfield, Calif.....15	■Black Lake, Idaho.79	■Buck Creek, Kans.24		■Cincinnati, Ohio.....1, 2	■C, G, 1, 2, 17, 44, 46, 47, 89	Dent, Colo.....18
■Anan, Nebr.....52	■Balta, Kans.....24	■Black Rock, Utah.....3	■Buckingham, Ida.....71		■Cincinnati, Ohio.....1, 2	■C, G, 1, 2, 17, 44, 46, 47, 89	Denver, Colo. C, D, E, F, G, H, J, K, L, O, 3, 14, 17, 18, 20, 24, 30, 31
■Anderson, Idaho.....36	■Balzac, Colo.....17	■Black Wolf, Kans.24	■Bucooda, Wash.....20A		■Cincinnati, Ohio.....1, 2	■C, G, 1, 2, 17, 44, 46, 47, 89	Detroit (Enterprise), Kans.....H, 24
■Ankeny, Wash.74	■Bancroft, Idaho.....20	■Black's Creek, Ida.20	■Buda, Nebr.....1, 2		■Cincinnati, Ohio.....1, 2	■C, G, 1, 2, 17, 44, 46, 47, 89	Devil's Slide, Utah.1, 2
■Antelope, Wyo.....1, 2	■Banks, Idaho.....67	■Blaine, Idaho.....65	■Budge, Idaho.....61		■Cincinnati, Ohio.....1, 2	■C, G, 1, 2, 17, 44, 46, 47, 89	Dewey, Utah.....36
Apex, Mont.....36	■Bannock, Idaho.....20	■Blair, Kans.....53	■Buena, Wash.....78		■Cincinnati, Ohio.....1, 2	■C, G, 1, 2, 17, 44, 46, 47, 89	De Wolf, Idaho.....20
■Appleton, Idaho.....61	■Barclay, Nev.....3	■Blalock, Ore.....20	■Buffalo Park, Kans.24		■Cincinnati, Ohio.....1, 2	■C, G, 1, 2, 17, 44, 46, 47, 89	Dexter, Nebr.....17
■Apple Valley, Ida.20	■Barite, Ida.....69	■Blaser, Idaho.....20	■Buhl, Idaho.....60, 61		■Cincinnati, Ohio.....1, 2	■C, G, 1, 2, 17, 44, 46, 47, 89	■Diamond, Wash.76
■Ara, Colo.....42	■Barlow, Idaho.....58	■Bliss, Idaho.....20, 61	■Bulford, Wyo.....1, 2		■Cincinnati, Ohio.....1, 2	■C, G, 1, 2, 17, 44, 46, 47, 89	Dietrich, Idaho.....20
■Arapahoe, Colo.....24	■Barnhart, Ore.....20	■Bloom, Utah.....3	■Buick, Colo.....24		■Cincinnati, Ohio.....1, 2	■C, G, 1, 2, 17, 44, 46, 47, 89	Dillon, Mont.....R, 36
Arca, Ore.....20	■Barratts, Mont.....36	■Blue Canyon, Calif.14	■Bullard, Nebr.....42		■Cincinnati, Ohio.....1, 2	■C, G, 1, 2, 17, 44, 46, 47, 89	Dingle, Idaho.....20
■Archer, Wyo.....1, 2	■Barrymore, Idaho.61	■Bly, Calif.....3	■Bunker Hill, Kans.24		■Cincinnati, Ohio.....1, 2	■C, G, 1, 2, 17, 44, 46, 47, 89	Dishman, Wash.76, 79
Arco, Idaho.....56	■Barstow, Calif. D,R,3	■Boardman, Ore.....20	■Burns, Wyo.....1, 2		■Cincinnati, Ohio.....1, 2	■C, G, 1, 2, 17, 44, 46, 47, 89	Divide, Mont.....36
■Aroola, Kans.....24	■Bartello, Calif.....3	■Boelus, Nebr.....49	■Burns, Ore.....70		■Cincinnati, Ohio.....1, 2	■C, G, 1, 2, 17, 44, 46, 47, 89	Dix, Nebr.....1, 2
Arden, Nev.....3	■Barton, Nebr.....17	■Bogue, Kans.....28	■Burman, Idaho.....65		■Cincinnati, Ohio.....1, 2	■C, G, 1, 2, 17, 44, 46, 47, 89	■Dixie, Wash.....84
■Arena, Colo.....24	■Basin, Calif.....3	■Boise, Ida. C, F, K, T, U, 20, 67	■Burns, Wyo.....1, 2		■Cincinnati, Ohio.....1, 2	■C, G, 1, 2, 17, 44, 46, 47, 89	
Armo, Idaho.....36	■Baskin, Utah.....1, 2	■Bond, Mont.....36	■Burns, Ore.....70		■Cincinnati, Ohio.....1, 2	■C, G, 1, 2, 17, 44, 46, 47, 89	
■Arling, Idaho.....67	■Bassett, Idaho.....36	■Bonner Springs, Kans.....24	■Burston, Utah.....5		■Cincinnati, Ohio.....1, 2	■C, G, 1, 2, 17, 44, 46, 47, 89	
■Arlington, Ore. C, W, 20, 74	■Battie Mtn., Nev.14		■Bushman, Nebr.....1, 2		■Cincinnati, Ohio.....1, 2	■C, G, 1, 2, 17, 44, 46, 47, 89	
	■Battavia, Kans.....24				■Cincinnati, Ohio.....1, 2	■C, G, 1, 2, 17, 44, 46, 47, 89	
	■Baxter, Wyo.....1, 2				■Cincinnati, Ohio.....1, 2	■C, G, 1, 2, 17, 44, 46, 47, 89	
	■Bayard, Nebr. (See So. Bayard).....42				■Cincinnati, Ohio.....1, 2	■C, G, 1, 2, 17, 44, 46, 47, 89	



CHICAGO to LOS ANGELES via Omaha and Salt Lake City

Table A Condensed Schedules All Trains Daily	Domeliner City of Los Angeles 103 ● Daily Example	The Challenger 107 ● Sept. 16 to May 31 inc. Example	The Challenger 107 ● June 1 to Sept. 15 inc. Example	Trains 7-5 Daily Example	Utah Parks Service 103-509△
					\$10-9△ Daily Example Summer Season
Lv Chicago (CST) C.M. St. P. & P.	5.45 SU	5.45 SU	5.30 SU	6.30 SU	5.45 SU
Ar Omaha	1.45 MO	1.45 MO	1.30 MO	8.10 MO	1.45 MO
Lv Omaha (C.S.T.) Un. Pac.	2.00 MO	2.00 MO	1.45 MO	10.15 MO	2.00 MO
" Fremont	2.00 MO	2.00 MO	1.45 MO	11.05 MO	2.00 MO
" Columbus	4.00 MO	4.00 MO	3.45 MO	11.59 MO	4.00 MO
" Grand Island	4.00 MO	4.00 MO	3.45 MO	1.20 TU	4.00 MO
" Kearney	5.50 MO	5.50 MO	5.35 MO	2.02 TU	5.50 MO
Ar North Platte (C.S.T.)	4.55 MO	4.55 MO	4.40 MO	3.15 TU	4.55 MO
Lv North Platte (M.S.T.)	6.39 MO	6.39 MO	6.24 MO	5.40 TU	6.39 MO
" Sidney	8.25 MO	8.25 MO	8.10 MO	7.45 TU	8.25 MO
Ar Cheyenne	8.35 MO	8.35 MO	8.20 MO	9.15 TU	8.35 MO
Lv Cheyenne	9.55 MO	9.55 MO	9.40 MO	10.50 TU	9.55 MO
" Laramie	11.49 MO	11.49 MO	11.34 MO	1.00 TU	11.49 MO
" Rawlins	See Note ▲	See Note ▲	See Note ▲	3.00 TU	See Note ▲
" Rock Springs	2.10 TU	2.10 TU	1.55 TU	3.55 TU	2.10 TU
" Green River	3.51 TU	3.51 TU	3.36 TU	5.48 TU	3.51 TU
" Evanston	5.35 TU	5.35 TU	5.20 TU	7.30 TU	5.35 TU
Ar Ogden	6.00 TU	6.00 TU	5.30 TU	8.00 TU	6.00 TU
Lv Ogden	6.45 TU	6.45 TU	6.25 TU	8.50 TU	6.45 MO
Lv Salt Lake City	6.55 TU	6.55 TU	6.35 TU	9.30 TU	10.30 MO
Lv Milford	9.58 MO	9.58 MO	9.40 MO	2.15 TU	3.00 TU
Ar Lund	See Note ▲	See Note ▲	See Note ▲	3.00 TU	3.45 TU
Ar Cedar City	See Note ▲	See Note ▲	See Note ▲	4.15 TU	6.00 TU
Lv Cedar City	See Note ▲	See Note ▲	See Note ▲	11.59 TU	10.00 SA
Lv Lund	See Note ▲	See Note ▲	See Note ▲	3.00 TU	2.40 SU
Lv Calliente (M.S.T.)	See Note ▲	See Note ▲	See Note ▲	5.15 TU	4.35 TU
" Las Vegas (P.S.T.)	1.45 TU	1.45 TU	1.30 TU	8.05 TU	6.35 TU
Ar San Bernardino	6.50 TU	6.50 TU	6.35 TU	2.50 WE	12.05 TU
" Riverside	7.18 TU	7.18 TU	7.03 TU	3.25 TU	12.30 TU
" Pomona	8.25 TU	8.25 TU	8.10 TU	4.20 TU	1.05 TU
" East Los Angeles	8.25 TU	8.25 TU	8.10 TU	5.00 TU	1.40 TU
Ar Los Angeles (P.S.T.)	8.45 TU	8.45 TU	8.30 TU	5.30 WE	2.00 SU
Ar Alhambra	8.50 TU	8.50 TU	8.50 TU		2.05 SU
Ar Pasadena	9.05 TU	9.05 TU	9.05 TU		2.20 SU
Ar Glendale (City)	9.25 TU	9.25 TU	9.25 TU		2.45 SU
Ar Anaheim	9.35 TU	9.35 TU	9.35 TU		2.50 SU
Ar Long Beach	9.20 TU	9.20 TU	9.20 TU		2.35 SU
Ar San Pedro (P.S.T.)	9.50 TU	9.50 TU	9.50 TU		3.05 SU

Equipment for Page 6

NO. 103—Domeliner CITY OF LOS ANGELES—DAILY
Cars from Chicago run via C. M. St. P. & P. to Omaha; thence U. P.
Coach Seat Reservation Charge—See Page 44.
Radio and Recorded Musical Programs

Dome Lounge Car..... Chicago to Los Angeles—for sleeping car passengers
Streamlined Sleeping Cars..... Chicago to Los Angeles—11 Double Bedrooms.
Chicago to Los Angeles—5 Double Bedrooms—Club.
Chicago to Los Angeles—5 Double Bedrooms, 2 Compartments, 2 Drawing-rooms.
Chicago to Los Angeles—10 Roomettes, 6 Double Bedrooms
Omaha to Los Angeles—10 Roomettes, 6 Double Bedrooms (occupancy 9:30 p.m.).

Dome Dining Car..... Club and a la carte service.

NO. 107—THE CHALLENGER Domeliner—DAILY
Cars from Chicago run via C. M. St. P. & P. to Omaha; thence U. P.
Coach Seat Reservation Charge—See Page 44.

Club Lounge..... Chicago to Los Angeles.
Dome Coach..... Chicago to Los Angeles—36 leg rest seats reserved; dome seats not reserved.

Reclining Seat—
Leg Rest Coaches..... Chicago to Los Angeles—all seats reserved.
Omaha to Los Angeles—all seats reserved (occupancy 11:30 p.m.).

Cafe Lounge Car..... Omaha to Los Angeles—moderately priced meals and lounge for coach passengers.
Dining Car..... Chicago to Los Angeles—moderately priced meals and a la carte service.

NO. 7-5—DAILY
C. M. St. P. & P. No. 19 to Omaha; No. 7 to Ogden; No. 5 to Los Angeles.

Streamlined Sleeping Cars..... Cheyenne to Salt Lake City—6 Sections, 6 Roomettes, 4 Double Bedrooms (occupancy 8:30 p.m.).
Las Vegas to Los Angeles—6 Sections, 6 Roomettes, 4 Double Bedrooms (occupancy until 7:00 a.m.).

Reclining Seat Coaches..... Chicago to Los Angeles—seats not reserved.
Omaha to Los Angeles—seats not reserved.
Cafe Lounge Car..... Omaha to Cheyenne; Ogden to Las Vegas—moderately priced meal service.

NO. 115—Streamliner CITY OF LAS VEGAS—DAILY
See Tables D and 3

Footnotes for Page 6

▲ Special Coach Seat Reservation Charge. See Page 44.

□ Conditional stop; see Tables 1 or 3.

▲ Motor Bus between Lund and Cedar City.

♦ Motor bus connections at East Los Angeles. See tables 7, 8 and 9 for complete information on bus schedules to and from East Los Angeles.

● Limited handling of checked baggage on these trains; consult agent.

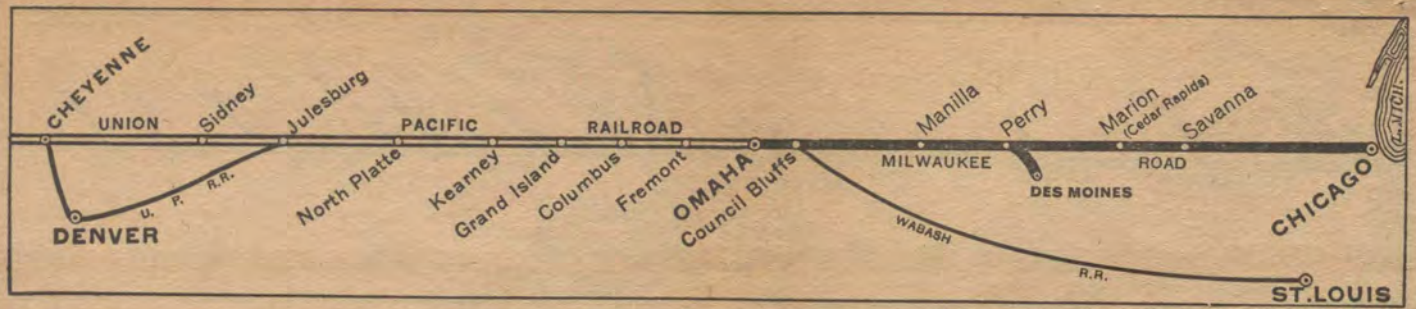
△ See Table 4, page 29, for condensed schedule of all service to the Utah-Arizona Parks from the East and from Los Angeles. Also see Table D, pages 12 and 13, for equipment of summer service trains to and from Cedar City.

(C.S.T.) Central standard time.

(M.S.T.) Mountain standard time. (P.S.T.) Pacific standard time.

Time from 12.01 midnight to 12.00 noon shown in light face type.

Time from 12.01 noon to 12.00 midnight shown in heavy face type.



LOS ANGELES to CHICAGO via Salt Lake City and Omaha

Table A Condensed Schedules All Trains Daily	Domeliner City of Los Angeles 104 ● Daily Example		The Challenger 108 ● Sept. 16 to May 31 inc. Example		The Challenger 108 ● June 1 to Sept. 15 inc. Example		Trains 6-8 Daily Example		Utah Parks Service 10-309△ 810-104 △ Daily Exam. Summer Season	
	Rate	Time	Rate	Time	Rate	Time	Rate	Time	Rate	Time
Lv San Pedro (P.S.T.)	2.30	su	2.30	su	2.30	su	9.35	su
Lv Long Beach	3.05	su	3.05	su	3.05	su	10.10	su
Lv Anaheim	2.55	su	2.55	su	2.55	su	10.05	su
Lv Glendale (City)	2.55	su	2.55	su	2.55	su	10.10	su
Lv Pasadena	3.25	su	3.25	su	3.45	su	10.35	su
Lv Alhambra	3.40	su	3.40	su	3.40	su	10.50	su
Lv Los Angeles (P.S.T.)	4.30	su	4.30	su	4.15	su	10.30	su	11.15	su
" East Los Angeles	4.50	su	4.50	su	4.35	su	10.50	su	11.35	su
" Pomona	5.15	su	5.15	su	5.00	su	11.20	su	12.05	su
" Riverside	5.43	su	5.43	su	5.28	su	11.59	su	12.35	su
" San Bernardino	6.08	su	6.08	su	5.53	su	12.36	mo	1.00	su
Lv Las Vegas (P.S.T.)	11.20	su	11.20	su	11.05	su	7.15	su	7.00	su
Lv Caliente (M.S.T.)	11.05	su	10.42	su
Ar Lund	1.10	mo	12.25	mo
Ar Cedar City	4.15	mo	6.00	mo
Lv Cedar City	11.59	mo	10.00	su
Lv Lund	1.10	mo	11.30	su
" Milford	5.03	mo	5.03	mo	4.48	mo	1.50	su	12.30	su
Ar Salt Lake City	8.15	mo	8.15	mo	8.00	mo	5.45	su	4.30	mo
Lv Salt Lake City	8.25	mo	8.25	mo	8.10	mo	6.20	su	8.25	mo
Ar Ogden	9.10	mo	9.10	mo	8.55	mo	7.15	su	9.10	mo
Lv Ogden	9.20	mo	9.20	mo	9.05	mo	8.15	su	9.20	mo
" Evanston	10.54	mo	10.54	mo	10.39	mo	10.02	mo	10.54	mo
" Green River	12.45	mo	12.45	mo	12.30	mo	12.35	tu	12.45	mo
" Rock Springs	12.58	tu
" Rawlins	2.56	tu	2.56	tu	2.41	tu	3.15	su	2.56	tu
" Laramie	4.40	tu	4.40	tu	4.25	tu	5.40	su	4.40	tu
Ar Cheyenne	5.55	tu	5.55	tu	5.40	tu	7.15	su	5.55	tu
Lv Cheyenne	6.05	tu	6.05	tu	5.50	tu	7.45	su	6.05	tu
Lv Sidney	7.33	tu	7.33	tu	7.18	tu	9.35	su	7.33	tu
Ar North Platte (M.S.T.)	9.20	tu	9.20	tu	9.05	tu	11.45	su	9.20	tu
Lv North Platte (C.S.T.)	10.25	tu	10.25	tu	10.10	tu	12.55	su	10.25	tu
" Kearney	11.40	tu	11.40	tu	11.25	tu	2.40	su	11.40	tu
" Grand Island	12.20	tu	12.20	tu	12.05	tu	3.40	su	12.15	tu
" Columbus	1.13	tu	1.13	tu	1.08	tu	4.46	su	1.13	tu
" Fremont	2.51	tu	2.51	tu	2.36	tu	5.40	su	2.51	tu
Ar Omaha	2.30	tu	2.30	tu	2.15	tu	6.30	tu	2.30	tu
Lv Omaha C.M.St.P.&P.	2.45	tu	2.45	tu	2.30	tu	7.30	tu	2.45	tu
Ar Chicago (C.S.T.)	11.00	tu	11.00	tu	10.45	tu	8.50	we	11.00	tu

Equipment for Page 7

NO. 104—Domeliner CITY OF LOS ANGELES—DAILY
Cars to Chicago run via C. M. St. P. & P. east of Omaha.
Coach Seat Reservation Charge—See Page 44.
Radio and Recorded Musical Programs

Dome Lounge Car..... Los Angeles to Chicago—for sleeping car passengers.
Streamlined Sleeping Cars. Los Angeles to Chicago—11 Double Bedrooms.
Los Angeles to Chicago—5 Double Bedrooms—Club.
Los Angeles to Chicago—5 Double Bedrooms, 2 Compartments, 2 Drawing-rooms.
Los Angeles to Chicago—10 Roomettes, 6 Double Bedrooms.
Los Angeles to Omaha—10 Roomettes, 6 Double Bedrooms (occupancy until 7:30 a.m.).
Dome Dining Car..... Club and a la carte service.

NO. 108—THE CHALLENGER Domeliner—DAILY
Cars to Chicago run via C. M. St. P. & P. east of Omaha.
Coach Seat Reservation Charge—See Page 44.

Club Lounge..... Los Angeles to Chicago.
Dome Coach..... Los Angeles to Chicago—36 leg rest seats reserved; dome seats not reserved.
Reclining Seat—
Leg Rest Coaches..... Los Angeles to Chicago—all seats reserved.
Los Angeles to Omaha—all seats reserved (occupancy until 6:30 a.m.).
Cafe Lounge Car..... Los Angeles to Omaha—moderately priced meals and lounge for coach passengers.
Dining Car..... Los Angeles to Chicago—moderately priced meals and a la carte service.

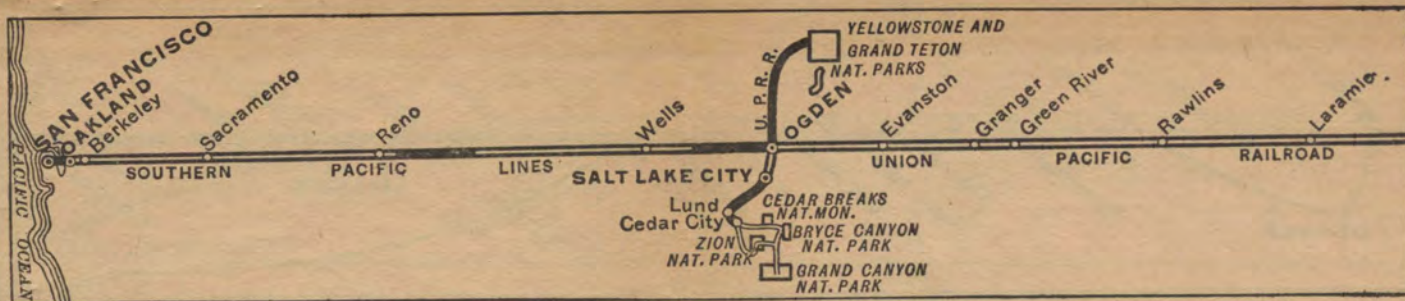
NO. 6-8—DAILY
No. 6 to Ogden; No. 8 to Omaha; C. M. St. P. & P. No. 20 to Chicago.

Streamlined Sleeping Cars. Los Angeles to Las Vegas—6 Sections, 6 Roomettes, 4 Double Bedrooms (occupancy until 8:00 a.m.).
Salt Lake City to Cheyenne—6 Sections, 6 Roomettes, 4 Double Bedrooms.
Reclining Seat Coaches..... Los Angeles to Omaha—seats not reserved.
Los Angeles to Chicago—seats not reserved.
Cafe Lounge Car..... Las Vegas to Ogden; Cheyenne to Omaha—moderately priced meal service.

NO. 116—Streamliner CITY OF LAS VEGAS—DAILY
See Tables D and 3

Footnotes for Page 7

- ▲ Special Coach Seat Reservation Charge. See Page 44.
- Conditional stop; see Tables 2 or 3. * Motor Bus between Lund and Cedar City.
- ◆ Motor bus connections at East Los Angeles. See tables 7, 8 and 9 for complete information on bus schedules to and from East Los Angeles.
- Limited handling of checked baggage on these trains; consult agent.
- △ See Table 4, page 29, for condensed schedule of all service to the Utah-Arizona Parks from the East and from Los Angeles. Also see Table D, pages 12 and 13, for equipment of summer service trains to and from Cedar City.
(C.S.T.) Central standard time.
(M.S.T.) Mountain standard time. (P.S.T.) Pacific standard time.
Time from 12.01 midnight to 12.00 noon shown in light face type.
Time from 12.01 noon to 12.00 midnight shown in heavy face type.



CHICAGO to SAN FRANCISCO via Omaha

Table B Condensed Schedules All Trains Daily	Streamliner City of San Francisco 101 Daily Example	○ Train 27 ▲ Daily Example	Coach Seat Reservations Required on No. 101; also on No. 27 between Ogden and San Francisco. See Page 44.			
C. M. St. P. & P.						
Lv Chicago (C.S.T.)	6.00	SUN				
Lv Savanna	8.17	"				
Lv Marion (Cedar Rapids)	9.40	"				
Lv Perry	11.35	SUN				
Ar Omaha	2.05	MON				
Union Pacific						
Lv Omaha (C.S.T.)	2.15	MON	10.15	SUN		
" Fremont	3.02	"	11.57	SUN		
" Columbus	4.15	"	1.15	MON		
" Grand Island	4.54	"	1.53	"		
Ar Kearney	6.05	"	4.05	"		
Lv North Platte (C.S.T.)	5.10	"	3.30	"		
" Sidney	6.54	"	5.45	"		
Ar Cheyenne	8.40	"	7.55	"		
Lv Cheyenne	8.50	"	8.55	"		
" Laramie	10.10	"	10.35	"		
" Rawlins	12.04	"	12.55	"		
" Rock Springs	f 1.50	"	3.10	"		
Ar Green River	2.15	"	3.45	"		
Lv Green River	2.25	"	4.00	"		
" Evanston	4.06	"	6.05	"		
Ar Ogden (M.S.T.)	5.45	MON	8.00	MON		
Lv Salt Lake City (M.S.T.)			7.30	MON		
Southern Pacific						
Lv Ogden (M.S.T.)	6.05	MON	9.35	MON		
" Reno (P.S.T.)	2.05	TUE	7.15	TUE		
" Truckee	3.55	"	8.10	"		
Ar Sacramento	6.45	"	12.20	"		
Lv Sacramento	6.55	"	12.30	"		
Ar Berkeley	8.38	"	2.32	"		
" Oakland (16th St.)	8.45	"	2.40	"		
Ar San Francisco (P.S.T.)	9.25	TUE	3.15	TUE		

Equipment for Page 8

NO. 101—Streamliner CITY OF SAN FRANCISCO—DAILY

Cars from Chicago run via C. M. St. P. & P. to Omaha; U. P. to Ogden; S. P. to San Francisco.
Coach Seat Reservation Charge—See Page 44.

Club Lounge Car ○ Chicago to San Francisco (Radio, bath, valet service).
Streamlined Sleeping Cars. Chicago to San Francisco—Drawing-rooms, Compts.,
Double Bedrooms, Roomettes, Sections.

Reclining Seat—
Leg Rest Coaches Chicago to San Francisco—all seats reserved.
Club Lounge Car Chicago to San Francisco—lounge for coach passengers.
Dining Car Club and a la carte service.

NO. 27—DAILY

No. 27 to Ogden; S. P. 27 to San Francisco.
Between Omaha and Ogden No. 27 carries only a rider coach for passengers;
no sleeping car; no dining car.

Coach Seat Reservation Charge between Ogden and San Francisco
See Page 44.

Dome Lounge Car Ogden to San Francisco.
Streamlined Sleeping Cars. Ogden to San Francisco—6 Sections, 6 Roomettes, 4
Bedrooms (No. 9 from St. Louis).

Salt Lake City to San Francisco—6 Sections, 6 Roomettes, 4 Double Bedrooms (No. 35 to Ogden).
Reclining Seat Coaches Omaha to Ogden.
Ogden to San Francisco (No. 9 from St. Louis—leg rest seats, all reserved).

Coffee Shop Car Ogden to San Francisco—club and a la carte service.

Passengers use Motor Bus from train side at Oakland (16th Street) to San Francisco (Ferry Depot)
via the Bay Bridge, affording a panoramic view of the San Francisco Bay area.

Footnotes for Page 8

⊗ These lounge cars are for exclusive use of sleeping car passengers. The City of San Francisco has a lounge car for coach passengers.

○ No. 27 carries only a rider coach between Omaha and Ogden.

● Limited handling of checked baggage on this train; consult agent.

▲ On the S. P. this train does not handle checked baggage for local points between Ogden and Sacramento.

⊕ Conditional stop; see Table 1.

* Conditional stop; see Table 14.

(M.S.T.) Mountain standard time.

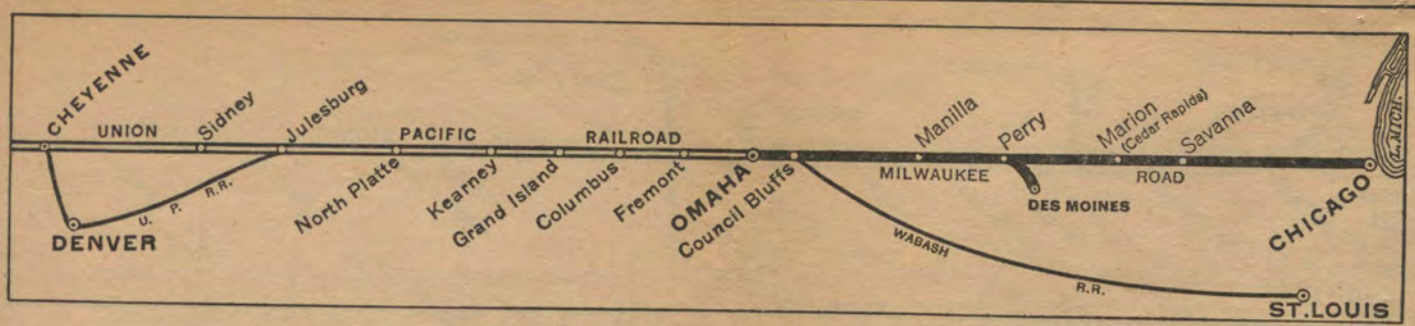
(f) Stops only on signal.

(C.S.T.) Central standard time.

(P.S.T.) Pacific standard time.

Time from 12:01 midnight to 12:00 noon shown in light face type.

Time from 12.01 noon to 12.00 midnight shown in heavy face type.



SAN FRANCISCO to CHICAGO via Omaha

Table B Condensed Schedules All Trains Daily	Streamliner City of San Francisco 102 ● Daily Example	○ Train 28 ▲ Daily Example	Coach Seat Reservations Required on No. 102; also on No. 28 between San Francisco and Ogden. See Page 44.
Southern Pacific			
Lv San Francisco (P.S.T.)	3.40 SUN	11.00 SUN	
" Oakland (16th St.)	4.15 "	11.40 "	
" Berkeley	4.25 "	11.49 "	
Ar Sacramento	6.10 "	1.50 "	
Lv Sacramento	6.20 "	2.00 "	
" Truckee	8.45 "	5.46 "	
" Reno (P.S.T.)	10.50 SUN	6.50 SUN	
Ar Ogden (M.S.T.)	9.10 MON	6.20 MON	
Union Pacific			
Ar Salt Lake City (M.S.T.)		7.30 MON	
C. M. St. P. & P.			
Lv Omaha	3.00 TUE		
Ar Perry	5.06 "		
" Marion (Cedar Rapids)	7.19 "		
" Savanna	8.40 "		
Ar Chicago (C.S.T.)	11.15 TUE		

Equipment for Page 9

NO. 102—Streamliner CITY OF SAN FRANCISCO—Daily
Runs via S. P. to Ogden, and via C. M. St. P. & P. east of Omaha.
Coach Seat Reservation Charge—See Page 44.
Club Lounge Car ○ San Francisco to Chicago (Radio, bath, valet service).
Streamlined Sleeping Cars San Francisco to Chicago—Drawing rooms, Compts., Double Bedrooms, Roomettes, Sections.
Reclining Seat—
Leg Rest Coaches San Francisco to Chicago—all seats reserved.
Club Lounge Car San Francisco to Chicago—lounge for coach passengers.
Dining Car Club and a la carte service.

NO. 28—DAILY
S. P. No. 28 to Ogden; U. P. No. 28 to Omaha.
Between Ogden and Omaha No. 28 carries only a rider coach for passengers; no sleeping car; no dining car.
Coach Seat Reservation Charge between San Francisco and Ogden See Page 44.
Dome Lounge Car San Francisco to Ogden.
Streamlined Sleeping Cars San Francisco to Ogden—6 Sections, 6 Roomettes, 4 Double Bedrooms (U.P.-Wab. 10 to St. Louis).
San Francisco to Salt Lake City—6 Sections, 6 Roomettes, 4 Double Bedrooms, (No. 36 south of Ogden).
Reclining Seat Coaches San Francisco to Ogden (No. 10 to St. Louis—leg rest seats, all reserved).
Ogden to Omaha.
Coffee Shop San Francisco to Ogden—club and a la carte service.

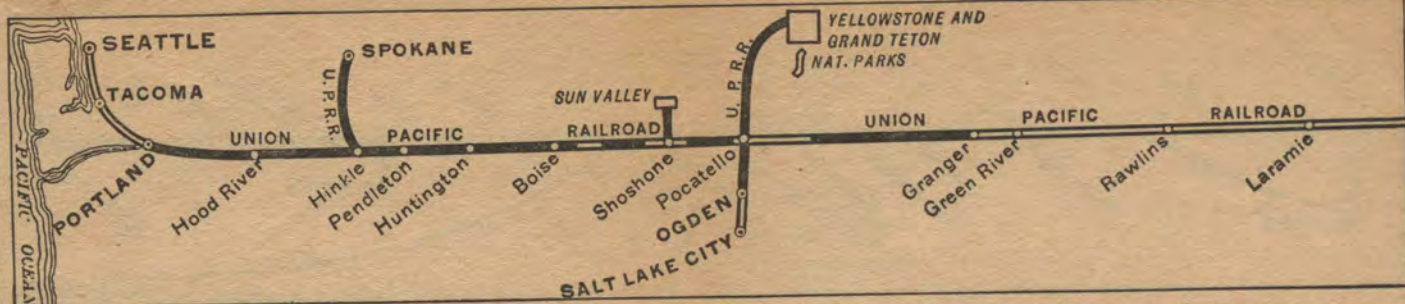
Footnotes for Page 9

Passengers use Motor Bus from San Francisco (Ferry Depot) via the Bay Bridge to trainside at Oakland (16th Street).

- These lounge cars are for exclusive use of sleeping car passengers. The City of San Francisco has a lounge for coach passengers.
- No. 28 carries only a rider coach between Ogden and Omaha.
- Limited handling of checked baggage on this train; consult agent.
- ▲ On the S. P. this train does not handle checked baggage for local points between Ogden and Sacramento.
- Conditional stop; see Table 2.
- ※ Conditional stop; see Table 14.
- (M.S.T.) Mountain standard time.
- (f) Stops only on signal.
- (C.S.T.) Central standard time.
- (P.S.T.) Pacific standard time.

Time from 12:01 midnight to 12:00 noon shown in light face type.

Time from 12.01 noon to 12.00 midnight shown in heavy face type.



CHICAGO to PORTLAND and SEATTLE via Omaha and Denver

Table C Condensed Schedules All Trains Daily		Domeliner City of Portland 105 Daily Example	City of Portland— Yel. Special 106-31 Summer Season Example	Yel. Special Portland Rose 32-17 Summer Season Example	Trains 7-17 Daily Example
LV	Chicago (C.S.T.)	4.00 SUN	4.00 SUN		6.30 SUN
Ar	Omaha	11.59	11.59 SUN		8.10 MON
Union Pacific					
LV	Omaha	12.10 MON	12.10 MON		10.15 MON
	Fremont	1.24	1.24		11.05
	Columbus	2.20	2.20		11.59
	Grand Island	2.58	2.58		1.20
	Kearney	4.15	4.15		2.02
Ar	North Platte (C.S.T.)	3.20	3.20		4.00
LV	North Platte (M.S.T.)	5.20	5.20		3.15
LV	Sterling	6.40	6.40		Ar Cheyenne
LV	La Salle	7.45	7.45		7.45 MON
Ar	Denver	8.10	8.10		Lv Cheyenne
LV	Denver	10.55	10.55		9.15 MON
	Laramie	12.40	12.40		10.50 MON
	Rawlins	f 2.26	f 2.26		1.00 TUE
	Rock Springs	3.00	3.00		3.00
	Green River	f 4.12	f 4.12		4.10
	Kemmerer	5.30	5.30		5.45
	Montpeller	7.10	7.10		7.40
Ar	Pocatello				9.55 TUE
Ar	West Yellowstone		7.30 TUE		
LV	West Yellowstone			7.30 MON	
LV	Pocatello	7.15 MON		10.35 TUE	10.35 TUE
Ar	Minidoka	8.05		11.45	11.45
Ar	Shoshone	8.51 MON		12.45 TUE	12.45 TUE
LV	Shoshone	8.55 MON		12.55 TUE	12.55 TUE
Ar	Sun Valley (Ketchum)	10.55 MON		2.55 TUE	2.55 TUE
LV	Sun Valley (Ketchum)	6.40 MON		10.40 TUE	10.40 TUE
Ar	Shoshone	8.40 MON		12.40 TUE	12.40 TUE
LV	Shoshone	8.51 MON		12.45 TUE	12.45 TUE
	Glenns Ferry	9.45		2.10	2.10
	Boise	11.00		3.55	3.55
	Nampa	11.23		4.35	4.35
	Ontario	1.01 TUE		5.44	5.44
Ar	Huntington (M.S.T.)	12.01		6.50	6.50
LV	Huntington (P.S.T.)	1.15 TUE		6.00	6.00
	Baker	2.21 TUE		7.22	7.22
	La Grande	4.25		8.55	8.55
LV	Pendleton	5.10 TUE		11.20 TUE	11.20 TUE
Ar	Hinkle	12.15 WED		12.15 WED	12.15 WED
	Arlington	1.42		1.42	1.42
	The Dalles	3.00		3.00	3.00
	Hood River	f 7.11		3.47	3.47
Ar	Portland	8.30 TUE		5.30 WED	5.30 WED
LV	Portland	9.00 TUE		9.00 WED	9.00 WED
Ar	Tacoma	12.01		12.01	12.01
Ar	Seattle (P.S.T.)	1.00 TUE		1.00 WED	1.00 WED

Equipment for Page 10

NO. 105—Domeliner CITY OF PORTLAND—DAILY
C. M. St. P. & P. to Omaha; No. 457 Portland-Seattle.
Radio and Recorded Musical Programs

Dome Lounge Car Chicago to Portland—for sleeping car passengers.
Streamlined Sleeping Cars. Chicago to Portland—5 Double Bedrooms—club.
Chicago to Portland—10 Roomettes, 6 Double Bedrooms (two cars).
Chicago to Seattle—6 Roomettes, 4 Double Bedrooms, 6 Sections.

Reclining Seat—
Leg Rest Coaches Chicago to Portland—all seats reserved.
Dome Coach Chicago to Portland—36 leg rest seats reserved; dome seats not reserved.

Dome Dining Car Chicago to Portland—Club and a la carte service.
Coffee Shop-Lounge Car Chicago to Portland—moderately priced meals and lounge for coach passengers.

NO. 105-31—CITY OF PORTLAND—YELLOWSTONE SPECIAL—DAILY
LEAVE CHICAGO JUNE 20 THROUGH AUGUST 30
C. M. St. P. & P. No. 105 to Omaha; U. P. No. 105 to Pocatello; No. 31 to West Yellowstone.

Club Lounge Service Chicago to West Yellowstone.
Streamlined Sleeping Cars. Chicago to Pocatello—Bedrooms, Roomettes, Sections.
Pocatello to West Yellowstone—6 Sections, 6 Roomettes, 4 Double Bedrooms (open 7:10 p.m.).
Reclining Seat Coaches Chicago to Pocatello—reserved seats.
Pocatello to West Yellowstone—seats not reserved.

Dome Dining Car Chicago to Pocatello.
Coffee Shop-Lounge Car Chicago to Pocatello—moderately priced meals and lounge for coach passengers.

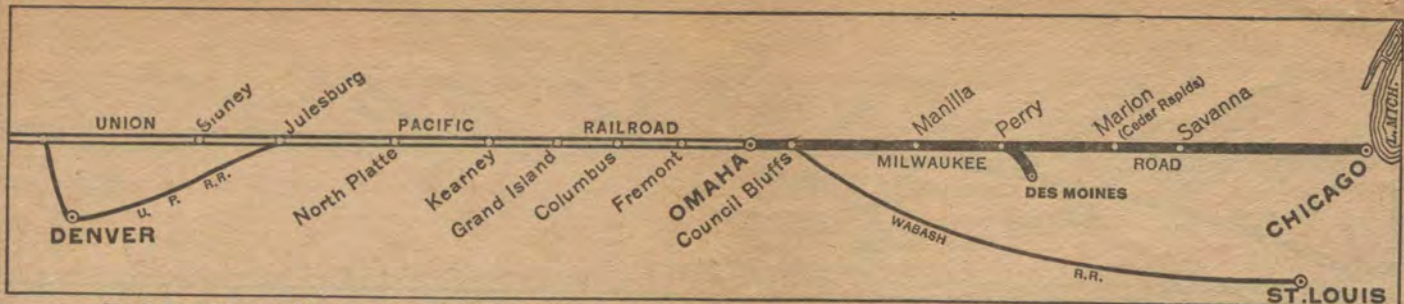
No. 7-17—Daily
C. M. St. P. & P. No. 19 to Omaha; U. P. No. 7 to Green River; No. 17 to Portland.
Club Lounge Service Green River to Portland.
Reclining Seat Coaches Chicago and Omaha to Portland—requires car to car change at Cheyenne. Seats not reserved.
Cafe Lounge Car Omaha to Cheyenne—moderately priced meal service.
Dining Car Green River to Portland—Club and a la carte service.
(See Table F for sleeping car equipment Train 17).

NO. 32-17—YELLOWSTONE SPECIAL—PORTLAND ROSE—DAILY
LEAVE WEST YELLOWSTONE JUNE 22 THROUGH SEPTEMBER 3
No. 32 to Pocatello; No. 17 to Portland.

Club Lounge Service West Yellowstone to Portland.
Streamlined Sleeping Car West Yellowstone to Portland—6 Sections, 6 Roomettes 4 Double Bedrooms (occupancy at Portland until 7:30 a.m.).
Reclining Seat Coaches West Yellowstone to Pocatello; Pocatello to Portland—seats not reserved.
Dining Car Pocatello to Portland—Club and a la carte service.

Footnotes for Page 10

- West Yellowstone, Montana, is gateway to Yellowstone National Park. Summer Season is from June 22 through September 1 for arrival at West Yellowstone.
- Limited handling of checked baggage on Train 105; consult agent.
- Conditional stop; see Table 1 or 20.
- (f) Stops only on signal.
- ♦ Motor Bus. This service is provided passengers arriving or departing Shoshone and holding through rail tickets to and from Sun Valley or Ketchum, Idaho.
- * Daily train No. 457.
- (C.S.T.) Central Standard time. (M.S.T.) Mountain Standard time.
- (P.S.T.) Pacific Standard time.
- Time from 12.01 midnight to 12.00 noon shown in light face type.
- Time from 12.01 noon to 12.00 midnight shown in heavy face type.



PORTLAND and SEATTLE to CHICAGO via Denver and Omaha

Table C Condensed Schedules All Trains Daily	Domeliner City of Portland 106 Daily Example	Yel. Special —City of Los Angeles 32-36-104 Summer Season Example	Portland Rose Yel. Special 18-31 Summer Season Example	Trains 18-8 Daily Example
Union Pacific				
Lv Seattle (P.S.T.)	8.30 SUN		\$ 5.00 SUN	\$ 5.00 SUN
" Tacoma	9.26 "		\$ 6.02 "	\$ 6.02 "
Ar Portland	12.30 SUN		\$ 9.15 SUN	\$ 9.15 SUN
Portland				
Lv Hood River	1.00 SUN		9.30 SUN	9.30 SUN
" The Dalles	2.14 "		10.54 "	10.54 "
" Arlington	2.45 "		11.40 SUN	11.40 SUN
" Hinkle	4.21 "		12.47 MON	12.47 MON
" Pendleton	4.56 "		2.10 "	2.10 "
" La Grande	7.06 "		3.05 "	3.05 "
" Baker	8.05 "		5.45 "	5.45 "
Ar Huntington (P.S.T.)	9.25 "		7.00 "	7.00 "
Lv Huntington (M.S.T.)	9.25 "		8.25 "	8.25 "
" Ontario	10.25 "		9.35 "	9.35 "
" Nampa	11.45 SUN		10.30 "	10.30 "
" Boise	12.10 MON		11.40 "	11.40 "
" Glenns Ferry	1.25 "		12.10 "	12.10 "
Ar Shoshone	2.17 MON		1.50 "	1.50 "
			3.00 MON	3.00 MON
Lv Shoshone	2.25 MON		3.05 MON	3.05 MON
Ar Sun Valley (Ketchum)	2.25 MON		5.05 MON	5.05 MON
Lv Sun Valley (Ketchum)	12.10 MON		12.55 MON	12.55 MON
Ar Shoshone	2.10 MON		2.55 MON	2.55 MON
Shoshone				
Lv Minidoka	2.17 MON		3.00 MON	3.00 MON
Ar Pocatello	3.00 MON		3.55 "	3.55 "
			5.10 MON	5.10 MON
Ar West Yellowstone		Via Ogden	7.30 TUE	7.30 TUE
Lv West Yellowstone		7.30 SUN		
Pocatello				
Lv Montpelier	4.05 MON			5.50 MON
" Kemmerer	5.50 "			8.15 "
" Green River	7.10 "			10.05 TUE
" Rock Springs	8.35 "	12.45 MON		12.35 "
" Rawlins	10.46 "	2.56 "		12.56 "
" Laramie	12.30 "	4.40 "		3.15 "
Ar Denver	3.20 "			5.40 "
Lv Denver	3.45 "			Ar Cheyenne
Lv LaSalle	4.35 "	Via Cheyenne		7.10 TUE
Lv Sterling	5.53 "			Le Cheyenne
Ar North Platte (M.S.T.)	7.50 "	9.20 "		7.45 TUE
Lv North Platte (C.S.T.)	8.55 "	10.25 "		11.45 "
" Kearney	10.10 "	11.45 MON		12.55 "
" Grand Island	10.50 "	12.20 TUE		2.40 "
" Columbus	11.43 MON	1.13 "		3.40 "
" Fremont	1.00 TUE	1.51 "		4.46 "
Ar Omaha	1.00 TUE	2.30 TUE		5.40 "
				6.30 TUE
C. M. St. P. & P.				
Lv Omaha	1.10 TUE	2.45 TUE		7.30 TUE
Ar Chicago (C.S.T.)	9.00 TUE	11.00 TUE		8.50 WED

Equipment for Page 11

NO. 106—Domeliner CITY OF PORTLAND—Daily
C. M. St. P. & P. east of Omaha; No. 460 Seattle-Portland.

Radio and Recorded Musical Programs

Dome Lounge Car..... Portland to Chicago—for sleeping car passengers.
Streamlined Sleeping Cars. Portland to Chicago—5 Double Bedrooms—club.
Portland to Chicago—10 Roomettes, 6 Double Bedrooms (two cars).
Seattle to Chicago—6 Roomettes, 4 Double Bedrooms, 6 Sections.

Reclining Seat—
Leg Rest Coaches..... Portland to Chicago—all seats reserved.
Dome Coach..... Portland to Chicago—36 leg rest seats reserved; dome seats not reserved.
Dome Dining Car..... Portland to Chicago—Club and a la carte service.
Coffee Shop-Lounge Car... Portland to Chicago—Moderately priced meals and lounge for coach passengers.

NO. 32-36-104—YELLOWSTONE SPECIAL—CITY OF LOS ANGELES—Daily
LEAVE WEST YELLOWSTONE JUNE 22 THROUGH SEPTEMBER 3
No. 32 to Pocatello; No. 36 to Ogden; No. 104 to Chicago; C. M. St. P. & P. east of Omaha.

Club Lounge Service..... West Yellowstone to Chicago.
Streamlined Sleeping Car... West Yellowstone to Ogden—10 Roomettes, 6 Double Bedrooms.
Ogden to Chicago—Bedrooms, Roomettes, Compartments, Drawing rooms.

Reclining Seat Coaches..... West Yellowstone to Ogden—seats not reserved.
Ogden to Chicago—reserved seats (on Train 108).

Dome Dining Car..... Ogden to Chicago.
Coffee Shop-Lounge Car... Ogden to Omaha—moderately priced meals and lounge for coach passengers (on Train 108).

NO. 18-8—Daily
No. 18 to Green River; No. 8 to Omaha; C. M. St. P. & P. No. 20 to Chicago.

Club Lounge Service..... Portland to Green River.
Reclining Seat Coaches... Portland to Omaha and Chicago—requires car to car change at Cheyenne. Seats not reserved.
Dining Car..... Portland to Green River—Club and a la carte service.
Cafe Lounge Car..... Cheyenne to Omaha—moderately priced meal service. (See Table F for sleeping car equipment Train 18.)

NO. 18-31—PORTLAND ROSE—YELLOWSTONE SPECIAL—DAILY
LEAVE PORTLAND JUNE 20 THROUGH SEPTEMBER 1.
No. 18 to Pocatello; No. 31 to West Yellowstone.

Club Lounge Service..... Portland to West Yellowstone.
Streamlined Sleeping Car... Portland to West Yellowstone—6 Sections, 6 Roomettes, 4 Double Bedrooms.
Reclining Seat Coaches..... Portland to Pocatello; Pocatello to West Yellowstone—seats not reserved.
Dining Car..... Portland to Pocatello—Club and a la carte service.

Footnotes for Page 11

■ West Yellowstone, Montana, is gateway to Yellowstone National Park. Summer Season is from June 22 through September 3 for departure from West Yellowstone.

● Limited handling of checked baggage on Train 106; consult agent.

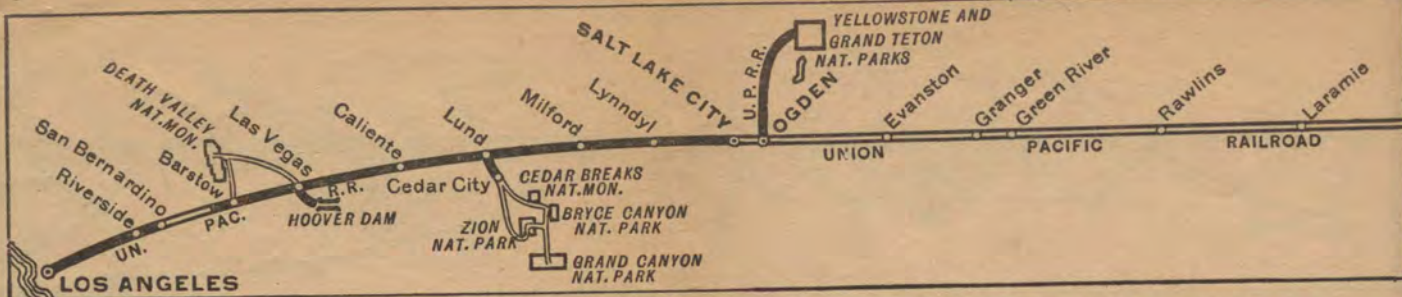
‡ Daily Train No. 460. § Daily Train No. 458.

(C.S.T.) Central Standard time. (M.S.T.) Mountain Standard time. (P.S.T.) Pacific Standard time.

Ⓜ Conditional stop; see Table 2 or 20. (f) Stops only on signal.

♣ Motor Bus. This service is provided passengers arriving or departing Shoshone and holding through rail tickets to and from Sun Valley or Ketchum, Idaho.

Time from 12.01 midnight to 12.00 noon shown in light face type.
Time from 12.01 noon to 12.00 midnight shown in heavy face type.



ST. LOUIS and KANSAS CITY to LOS ANGELES via Denver

Table D Condensed Schedules All Trains Daily		Domeliner City of St. Louis 9 Daily Example	Streamliner City of Las Vegas 115 Daily Example	Utah Parks Service (Summer) 9-309△ 310-9△ Example	Train 17-7-5 Daily Example		
Lv St. Louis (Wab.) (C.S.T.)	4.05	SUN		4.05	SUN	9.15	SUN
Ar Kansas City	8.55	SUN		8.55	SUN	5.00	MON
Lv Kansas City (U.P.)	9.25	SUN		9.25	SUN	8.25	MON
" Lawrence	10.04	"		10.04	"	8.04	"
" Topeka	10.32	"		10.32	"	8.33	"
" Manhattan	11.25	"		11.25	"	10.28	"
" Junction City	11.54	SUN		11.54	SUN	10.58	"
" Salina	12.47	MON		12.47	MON	11.53	"
Ar Ellis (C.S.T.)	2.55	"		2.55	"	1.01	"
Lv Ellis (M.S.T.)	2.04	"		2.04	"	2.11	"
" Oakley	3.15	"		3.15	"	6.25	"
Lv Denver	7.55	"		7.55	"	6.50	"
Ar Denver	8.40	"		8.40	"	6.50	"
" La Salle	9.35	"		9.35	"	7.45	"
" Greeley	9.35	"		9.35	"	8.50	"
Ar Cheyenne	□	"		□	"	9.15	"
Lv Cheyenne	□	"		□	"	10.50	MON
" Laramie	11.45	"		11.45	"	1.00	TUE
" Rawlins	1.55	"		1.55	"	3.55	"
" Green River	4.35	"		4.35	"	5.48	"
" Evanston	6.30	"		6.30	"	7.30	"
Ar Ogden	8.20	"		8.20	"	8.00	"
Lv Ogden	9.05	"		9.05	"	8.50	"
Ar Salt Lake City	9.55	"		9.55	MON	9.30	"
Lv Salt Lake City	10.20	MON		10.30	MON	2.15	"
" Milford	2.05	TUE		3.00	TUE	3.00	TUE
" Lund	2.40	TUE		3.45	"	4.15	"
Ar Cedar City	▲ 4.00	TUE		6.00	TUE	▲ 4.15	"
Lv Cedar City	▲ 11.10	MON		10.00	MON	▲ 11.59	"
Lv Lund	2.40	TUE		2.40	TUE	3.00	TUE
Ar Caliente (M.S.T.)	4.35	"		4.35	"	5.15	"
Ar Las Vegas (P.S.T.)	6.20	"		6.20	"	7.35	"
Lv Las Vegas	6.35	"	3.45 SUN	6.35	"	8.05	TUE
" Barstow	10.03	"	"	10.03	"	12.40	WED
Ar San Bernardino	12.01	"	"	12.01	"	2.50	"
" Riverside	12.30	"	"	12.30	"	3.25	"
" Pomona	1.05	"	"	1.05	"	4.20	"
" East Los Angeles	1.40	"	"	1.40	"	5.00	"
Ar Los Angeles (P.S.T.)	2.00	TUE	"	2.00	TUE	5.30	WED
Ar Alhambra	▲ 2.05	TUE		▲ 2.05	TUE		
Ar Pasadena	▲ 2.20	TUE		▲ 2.20	TUE		
Ar Glendale (City)	▲ 2.45	TUE		▲ 2.45	TUE		
Ar Anaheim	▲ 2.50	TUE		▲ 2.50	TUE		
Ar Long Beach	▲ 2.35	TUE		▲ 2.35	TUE		
Ar San Pedro (P.S.T.)	▲ 3.05	TUE		▲ 3.05	TUE		

Union Pacific Motor Coach Service TO AND FROM EAST LOS ANGELES, CALIF.

- The Union Pacific maintains a passenger station at East Los Angeles, from which it operates motor coaches direct to Glendale, Pasadena, Alhambra, San Pedro, Long Beach, Anaheim, Fullerton, La Habra, Whittier and intermediate points. See Tables 7, 8 and 9 on page 29 for local schedules of all motor coaches.
- Passengers ticketed for those places may leave train at East Los Angeles where waiting motor coaches will take them direct to destination without extra charge. Baggage too, can be checked through to any of those places. These motor coaches also deliver eastbound passengers to the East Los Angeles station.

Equipment for Page 12

NO. 9—Domeliner CITY OF ST. LOUIS—DAILY
Wabash 9 to Kansas City; No. 9 to Los Angeles.

Dome Lounge Car ⊗ Kansas City to Los Angeles.
Streamlined Sleeping Cars. St. Louis to Los Angeles—6 Roomettes, 4 Double Bedrooms, 6 Sections.
Kansas City to Los Angeles—10 Roomettes, 6 Double Bedrooms.
St. Louis to Ogden—6 Sections, 6 Roomettes, 4 Double Bedrooms (No. 27 to San Francisco).
St. Louis to Denver—6 Sections, 6 Roomettes, 4 Double Bedrooms.
Salt Lake City to Los Angeles—2 Drawing Rooms, 4 Compartments, 4 Double Bedrooms, (Nos. 18-34 from Portland) (10 Rmte., 6 Dlb. Bdrm. during summer season).
Salt Lake City to Cedar City—10 Roomettes, 6 Double Bedrooms (No. 309—June 21 to August 30—open 9:30 p.m.).
Cedar City to Las Vegas—10 Roomettes, 6 Double Bedrooms (No. 310 to Milford—June 22 to August 31).
Convenient car-to-car transfer before arrival Las Vegas for passengers enroute Cedar City to Los Angeles.

Dome Coach St. Louis to Los Angeles—36 leg rest seats reserved; dome seats not reserved.

Reclining Seat—
Leg Rest Coaches St. Louis to Los Angeles.
(All Seats Reserved) St. Louis to Ogden (S. P. 27 to San Francisco).
(Coach Seat Reservation Salt Lake City to Cedar City (not reserved) (No. 809—Charge—See Page 44) June 21 to August 30).

Club Lounge Car St. Louis to Los Angeles—for coach passengers.
Dining Car Club and a la carte service.

NO. 115—Streamliner CITY OF LAS VEGAS—DAILY
Tickets not accepted for travel between stations in California.

Coaches Las Vegas to Los Angeles—advance reservations required.
Buffet-Lunch Counter Las Vegas to Los Angeles—all meals (continuous service, and refreshments).
Club Lounge Car Las Vegas to Los Angeles.


NO. 17-7-5—DAILY
No. 17 to Cheyenne; No. 7 to Ogden; No. 5 to Los Angeles.

Streamlined Sleeping Cars. Cheyenne to Salt Lake City—6 Sections, 6 Roomettes 4 Double Bedrooms (occupancy 8:30 p.m.).
Las Vegas to Los Angeles—6 Sections, 6 Roomettes, 4 Double Bedrooms (occupancy until 7:00 a.m.).

Reclining Seat Coaches Kansas City to Los Angeles (Requires car to car change at Cheyenne). Seats not reserved.
Cafe Lounge Car Kansas City to Cheyenne; Ogden to Las Vegas—moderately priced menu service.

Footnotes for Page 12

- Runs via Cut-Off; not via Cheyenne.
- △ See Table 4, page 29, for condensed schedule of all service to the Utah-Arizona Parks from the East and from Los Angeles.
- ⊗ This lounge car is for the exclusive use of sleeping car passengers.
- ⊙ Gateway to Utah-Arizona National Parks.
- ⊕ Conditional stop; see Table 30.
- ▲ Motor bus between Lund and Cedar City. Motor bus connection for Train 9 is discontinued when Trains 309-310 are operated June 21 to August 31.
- ◆ Motor bus connections with main line trains at East Los Angeles. See tables 7, 8 and 9 for complete information on bus schedules to and from East Los Angeles.
(C.T.) Central time. (M.T.) Mountain time. (P.T.) Pacific time.
Time from 12:01 midnight to 12:00 noon shown in light face type.
Time from 12:01 noon to 12:00 midnight shown in heavy face type.



LOS ANGELES to KANSAS CITY and ST. LOUIS via Denver

Table D Condensed Schedules All Trains Daily	Domeliner City of St. Louis 10 Daily Example	Streamliner City of Las Vegas 116 Daily Example	Utah Parks Service (Summer) 10-309 △ 310-10 △ Example		Train 6-8-18 Daily Example
Lv San Pedro (P.S.T.)	9.35 SUN		9.35 SUN		
Lv Long Beach	10.10 SUN		10.10 SUN		
Lv Anaheim	10.05 SUN		10.05 SUN		
Lv Glendale (City)	10.10 SUN		10.10 SUN		
Lv Pasadena	10.35 SUN		10.35 SUN		
Lv Alhambra	10.50 SUN		10.50 SUN		
Lv Los Angeles (P.S.T.)	11.15 SUN	8.00 SUN	11.15 SUN	10.30 SUN	
" East Los Angeles	11.35 "	8.20 "	11.35 "	10.50 "	
" Pomona	12.05 "	8.45 "	12.05 "	11.20 "	
" Riverside	12.35 "	9.15 "	12.35 "	11.59 SUN	
" San Bernardino	1.00 "	9.40 "	1.00 "	12.35 MON	
" Barstow	3.10 "		3.10 "	2.35 "	
" Las Vegas (P.S.T.)	7.00 "	2.45 SUN	7.00 "	7.15 "	
Lv Gallente (M.S.T.)	10.42 SUN	Ar	10.42 SUN	11.05 "	
Ar Lund	12.25 MON		12.25 MON	1.05 MON	
Ar Cedar City	*4.00 MON	Advance Coach Seat Reservations Required on No. 116	6.00 MON	*4.15	
Lv Cedar City	*11.10 SUN		10.00 SUN	*11.59	
Lv Lund	12.25 MON		11.30 SUN	1.05 MON	
" Milford	1.10 "		12.30 SUN	1.50 "	
Ar Salt Lake City	4.40 "	Tickets not accepted for travel between stations in California	4.30 MON	5.45 "	
Lv Salt Lake City	5.05 "		5.05 MON	6.20 "	
Lv Ogden	6.00 "		6.00 "	7.15 "	
" Ogden	6.45 "		6.45 "	8.15 "	
" Evanston	8.24 "		8.24 "	10.02 MON	
" Green River	10.15 "		10.15 "	12.35 TUE	
" Rawlins	12.40 "		12.40 "	3.15 "	
" Laramie	2.35 "		2.35 "	5.40 "	
Ar Cheyenne	□		□	7.10 "	
Lv Cheyenne	□		□	7.35 "	
" Greeley	4.35 "		4.35 "	8.36 "	
" La Salle					
Ar Denver	5.45 "		5.45 "	9.45 "	
Lv Denver	6.20 "		6.20 "	10.10 "	
" Oakley	10.27 "		10.27 "	2.26 "	
Ar Ellis (M.S.T.)	11.39 MON		11.39 MON	3.36 "	
Lv Ellis (C.S.T.)	12.47 TUE		12.47 TUE	4.45 "	
" Salina	2.57 "		2.57 "	7.00 "	
" Junction City	4.05 "		4.05 "	8.00 "	
" Manhattan	4.38 "		4.38 "	8.25 "	
" Topeka	5.23 "		5.28 "	9.20 "	
" Lawrence	5.54 "		5.54 "	9.50 "	
Ar Kansas City	6.50 TUE		6.50 TUE	10.45 TUE	
Lv Kansas City (Wabash)	7.15 TUE		7.15 TUE	11.50 TUE	
Ar St. Louis (C.T.)	12.13 TUE		12.13 TUE	7.45 WED	

Equipment for Page 13

NO. 10—Domeliner CITY OF ST. LOUIS—DAILY

No. 10 to Kansas City; Wabash 10 to St. Louis.

Dome Lounge Car @ Los Angeles to Kansas City.
Streamlined Sleeping Cars Los Angeles to St. Louis—6 Roomettes, 4 Double Bedrooms, 6 Sections.

Los Angeles to Kansas City—10 Roomettes, 6 Double Bedrooms.

Los Angeles to Salt Lake City—2 Drawing Rooms, 4 Compartments, 4 Double Bedrooms (Nos. 33-17 through to Portland) (10 Rmte., 6 Dbl. Bdrm. during summer season).

Las Vegas to Cedar City—10 Roomettes, 6 Double Bedrooms (No. 309 from Milford—June 21 to August 30). Convenient car-to-car transfer after departure Las Vegas for passengers enroute Los Angeles to Cedar City.

Cedar City to Salt Lake City—10 Roomettes, 6 Double Bedrooms (No. 310—June 22 to August 31—occupancy 7:30 a.m.).

Ogden to St. Louis—6 Sections, 6 Roomettes, 4 Double Bedrooms (S.P. 28 from San Francisco).

Denver to St. Louis—6 Sections, 6 Roomettes, 4 Double Bedrooms.

Dome Coach Los Angeles to St. Louis—36 leg rest seats reserved; dome seats not reserved.

Reclining Seat—

Leg Rest Coaches Los Angeles to St. Louis.
(All Seats Reserved) Ogden to St. Louis (S.P. 28 from San Francisco).

(Coach Seat Reservation Cedar City to Salt Lake City (not reserved) (No. 310—Charge—See Page 44). June 22 to August 31).

Club Lounge Car Los Angeles to St. Louis—for coach passengers.
Dining Car Club and a la carte service.

NO. 116—Streamliner CITY OF LAS VEGAS—DAILY

Tickets not accepted for travel between stations in California.

Coaches Los Angeles to Las Vegas—advance reservations required.

Buffet-Lunch Counter Los Angeles to Las Vegas—all meals (continuous service, and refreshments).

Club Lounge Car Los Angeles to Las Vegas.

NO. 6-8-18—DAILY

No. 6 to Ogden; No. 8 to Cheyenne; No. 18 to Kansas City.

Streamlined Sleeping Cars Los Angeles to Las Vegas—6 Sections, 6 Roomettes, 4 Double Bedrooms.

Salt Lake City to Cheyenne—6 Sections, 6 Roomettes, 4 Double Bedrooms.

Reclining Seat Coaches Los Angeles to Kansas City (Requires car to car change at Cheyenne). Seats not reserved.

Cafe Lounge Car Las Vegas to Ogden; Cheyenne to Kansas City—moderately priced meal service.

Footnotes for Page 13

□ Runs via Cut-Off; not via Cheyenne.

△ See Table 4, page 29, for condensed schedule of all service to the Utah-Arizona Parks from the East and from Los Angeles.

⊙ This lounge car is for the exclusive use of sleeping car passengers.

⊙ Gateway to Utah—Arizona National Parks. ⊕ Conditional stop; see Table 30.

▲ Motor bus between Lund and Cedar City. Motor bus connection for Train 10 is discontinued when Trains 309-310 are operated June 21 to August 31.

♦ Motor bus connections with main line trains at East Los Angeles. See tables 7, 8 and 9 for complete information on bus schedules to and from East Los Angeles.

(C.T.) Central time.

(M.T.) Mountain time.

(P.T.) Pacific time.

Time from 12.01 midnight to 12.00 noon shown in light face type.

Time from 12.01 noon to 12.00 midnight shown in heavy face type.

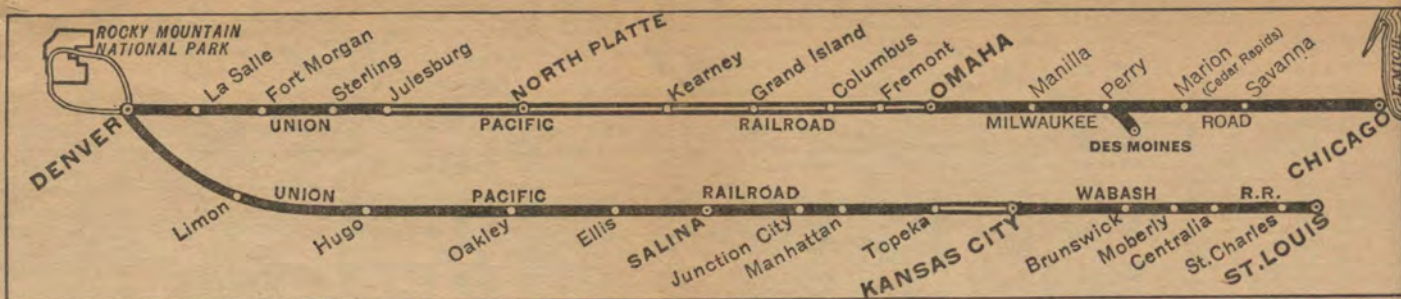
BEST BET FOR LAS VEGAS TRAVEL

Streamliner CITY OF LAS VEGAS

Round trips between Los Angeles and Las Vegas each day
(See Tables "D" for schedules)

Features:

- Free "Chuck Wagon" buffet meals en route.
- "The Pub" club-lounge car.
- Modern reclining seat coaches.



CHICAGO-OMAHA-DENVER

Table G
Condensed Schedules
All Trains Daily

	Domeliner City of Denver 111 Example	Advance Coach Seat Reservations Required		
C. M. St. P. & P.				
Lv Chicago (C.S.T.)	4.00	SUN		
Ar Omaha	11.59	"		
Union Pacific				
Lv Omaha (C.S.T.)	12.10	MON		
" Fremont	1.00	"		
" Schuyler	1.10	"		
" Columbus	1.24	"		
" Central City	1.34	"		
" Grand Island	2.20	"		
" Kearney	2.58	"		
" Lexington	3.18	"		
Ar North Platte (C.S.T.)	4.15	"		
Lv North Platte (M.S.T.)	3.20	"		
" Ogallala	3.30	"		
" Julesburg	4.30	"		
" Sterling	5.20	"		
" Fort Morgan	6.10	"		
" La Salle	6.40	"		
Ar Denver (M.S.T.)	7.45	MON		

Equipment for Table G

NO. 111—Domeliner CITY OF DENVER—DAILY

Trains runs via C. M. St. P. & P. to Omaha; thence U. P.

Dome Lounge Car..... Chicago to Denver—for sleeping car passengers.
Streamlined Sleeping Cars. Chicago to Denver—10 Roomettes, 6 Double Bedrooms, 6 Sections.
Chicago to Denver—6 Roomettes, 4 Double Bedrooms, 6 Sections.
Chicago to Denver—5 Double Bedrooms—Club.
Dome Coach..... Chicago to Denver—36 leg rest seats reserved; dome seats not reserved.
Reclining Seat—
Leg Rest Coaches..... Chicago to Denver (all seats reserved).
Dome Dining Car..... Club and a la carte service.
Coffee Shop-Lounge Car... Moderately priced meals and lounge for coach passengers.

DENVER-OMAHA-CHICAGO

Table G
Condensed Schedules
All Trains Daily

	Domeliner City of Denver 112 Example	Advance Coach Seat Reservations Required		
Union Pacific				
Lv Denver (M.S.T.)	3.45	SUN		
" La Salle	4.35	"		
" Fort Morgan	5.10	"		
" Sterling	5.53	"		
" Julesburg	6.43	"		
" Ogallala	7.10	"		
Ar North Platte (M.S.T.)	7.50	"		
Lv North Platte (C.S.T.)	8.55	"		
" Lexington	9.15	"		
" Kearney	10.10	"		
" Grand Island	10.50	"		
" Central City	11.10	"		
" Columbus	11.43	"		
" Schuyler	12.00	"		
" Fremont	12.02	MON		
Ar Omaha (C.S.T.)	1.00	MON		
C. M. St. P. & P.				
Lv Omaha	1.10	MON		
Ar Chicago (C.S.T.)	9.00	MON		

Equipment for Table G

NO. 112—Domeliner CITY OF DENVER—DAILY

Train runs via C. M. St. P. & P. east of Omaha.

Dome Lounge Car..... Denver to Chicago—for sleeping car passengers.
Streamlined Sleeping Cars. Denver to Chicago—10 Roomettes, 6 Double Bedrooms, 6 Sections.
Denver to Chicago—6 Roomettes, 4 Double Bedrooms, 6 Sections.
Denver to Chicago—5 Double Bedrooms—Club.
Dome Coach..... Denver to Chicago—36 leg rest seats reserved; dome seats not reserved.
Reclining Seat—
Leg Rest Coaches..... Denver to Chicago (all seats reserved).
Dome Dining Car..... Club and a la carte service.
Coffee Shop-Lounge Car... Moderately priced meals and lounge for coach passengers.

Rail Travel Credit Cards

- Now any person or company with proper credit may arrange for a convenient Charge-it Card.
- They are good on Union Pacific and many other railroads; can be used not only for rail and sleeping car tickets, but for services in dining cars and club lounge cars.
- They may also be used for a vacation in Sun Valley or in the Utah-Arizona Parks.
- For information and application blanks apply at any Union Pacific passenger or ticket office.

Footnotes for Page 16

- ⊙ Stops to take paying passengers for Denver or beyond; also to let off from Chicago.
- ⊗ Stops to let off paying passengers from Denver or beyond; also to take for Chicago.
- ⊠ Stops to let off or take paying passengers to or from points where these trains are regularly scheduled to stop.
- No. 111 stops to take paying passengers for Denver and beyond, or to let off paying passengers from Omaha or beyond; No. 112 stops to take paying passengers for Omaha or beyond or to let off paying passengers from Denver or beyond.
- (f) Stops only on signal.

(C.S.T.) Central Standard time.

(M.S.T.) Mountain Standard time.

Time from 12.01 midnight to 12.00 noon shown in light face type.

Time from 12.01 noon to 12.00 midnight shown in heavy face type.

ST. LOUIS-KANSAS CITY-DENVER

Portland Rose 17 Example		Dome-liner City of St. Louis 9 Example		Table H Condensed Schedules All Trains Daily		Dome-liner City of St. Louis 10 Example		Portland Rose 18 Example	
9.15	su	4.05	su	Lv	St. Louis (C.S.T.)	Ar	12.15	mo	7.45
5.00	mo	8.55	su	Ar	Kansas City	Mo. Lv	7.15	su	11.50
8.25	"	9.25	"	Lv	Kansas City	Ar	6.50	"	10.45
9.04	"	10.04	"	"	Lawrence	"	5.54	"	9.50
9.33	"	10.32	"	"	Topeka	"	5.28	"	9.20
10.28	"	11.25	su	"	St. Marys	"	"	"	"
10.46	"	"	"	"	Wamego	"	"	"	"
10.56	"	11.54	mo	"	Manhattan	"	4.38	"	8.25
"	"	"	"	"	Fort Riley	"	"	"	"
"	"	"	"	"	Junction City	"	4.05	"	8.00
"	"	"	"	"	Chapman	"	"	"	"
"	"	"	"	"	Detroit	"	"	"	"
"	"	"	"	"	Abilene	"	"	"	7.25
"	"	"	"	"	Solomon	"	"	"	"
11.53	"	12.47	"	"	Salina	"	2.57	"	7.00
1.53	"	2.55	Ar	Ar	Ellis (C.S.T.)	Lv	12.47	mo	4.45
1.01	"	2.04	Ar	Ar	Ellis (M.S.T.)	Ar	11.39	su	3.36
2.11	"	3.15	"	"	Oakley	Lv	10.27	"	2.28
4.30	"	5.35	"	"	Hugo	Colo. Lv	8.10	"	11.52
4.48	"	5.53	"	"	Limon	"	7.51	"	11.33
6.25	mo	7.55	mo	Ar	Denver (M.S.T.)	Lv	6.20	su	10.10

Coach Seat Reservation Charge on Nos. 9 and 10—See Page 44

Equipment for Table H

NO. 18—PORTLAND ROSE—DAILY

Reclining Seat Coach.....Denver to Kansas City.
Cafe Lounge Car.....Denver to Kansas City—moderately priced meal service.

Equipment for Table H

NO. 9—Dome-liner CITY OF ST. LOUIS—DAILY

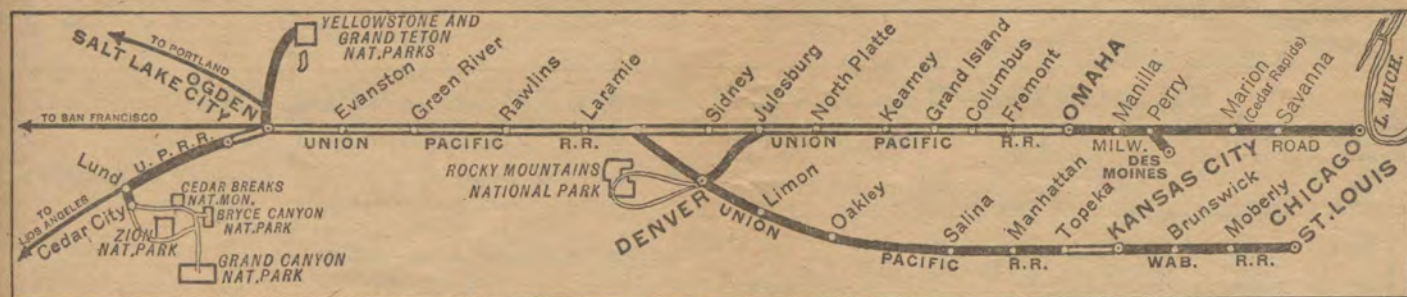
Wabash 9 to Kansas City; U. P. 9 to Denver
Dome Lounge Car ☉.....Kansas City to Denver.
Streamlined Sleeping Cars.....St. Louis to Denver—6 Roomettes, 4 Double Bedrooms, 6 Sections (for Los Angeles).
St. Louis to Denver—6 Sections, 6 Roomettes, 4 Double Bedrooms (for San Francisco).
St. Louis to Denver—6 Sections, 6 Roomettes, 4 Double Bedrooms.
Kansas City to Denver—10 Roomettes, 6 Double Bedrooms (for Los Angeles).
Dome Coach.....St. Louis to Denver—36 leg rest seats reserved; dome seats not reserved.
Reclining Seat—
Leg Rest Coaches.....St. Louis to Denver—all seats reserved.
Club Lounge Car.....St. Louis to Denver—for coach passengers.
Dining Car.....Club and a la carte service.

NO. 17—PORTLAND ROSE—DAILY

Reclining Seat Coaches.....Kansas City to Denver.
Cafe Lounge Car.....Kansas City to Denver—moderately priced meal service.

NO. 10—Dome-liner CITY OF ST. LOUIS—DAILY

U. P. 10 to Kansas City; Wabash 10 to St. Louis.
Dome Lounge Car ☉.....Denver to Kansas City.
Streamlined Sleeping Cars.....Denver to St. Louis—6 Roomettes, 4 Double Bedrooms, 6 Sections (from Los Angeles).
Denver to St. Louis—6 Sections, 6 Roomettes, 4 Double Bedrooms (from San Francisco).
Denver to St. Louis—6 Sections, 6 Roomettes, 4 Double Bedrooms.
Denver to Kansas City—10 Roomettes, 6 Double Bedrooms (from Los Angeles).
Dome Coach.....Denver to St. Louis—36 leg rest seats reserved; dome seats not reserved.
Reclining Seat—
Leg Rest Coaches.....Denver to St. Louis—all seats reserved.
Club Lounge Car.....Denver to St. Louis—for coach passengers.
Dining Car.....Club and a la carte service.



DENVER-SALT LAKE CITY

Train 17-7-5 Daily Example		Dome-liner City of St. Louis 9 Example		Table J Condensed Schedules All Trains Daily		Dome-liner City of St. Louis 10 Example		Train 6-8-18 Daily Example	
6.50	su	8.40	su	Lv	Denver (M.S.T.)	Ar	5.45	su	9.45
8.50	"	"	"	Ar	La Salle	Lv	"	"	7.35
9.15	"	"	"	Lv	Cheyenne	Ar	"	"	7.10
10.50	su	11.45	"	Lv	Laramie	"	2.35	"	5.40
1.00	mo	1.55	"	"	Rawlins	"	12.40	"	3.15
3.55	"	4.35	"	"	Green River	"	10.15	"	12.35
5.48	"	6.30	"	"	Evanston	"	8.24	"	10.02
7.30	"	8.20	Ar	Ar	Ogden	"	6.45	"	8.15
8.50	mo	9.55	su	Ar	Salt Lake City	Lv	5.05	su	6.20

NO. 17-7-5—DAILY
NO. 6-8-18—DAILY

See Table A for equipment.

Footnotes for Page 17

- ☐ Runs via Cut-Off; not via Cheyenne.
 - ☉ These lounge cars are for the exclusive use of sleeping car passengers.
 - ⊕ Checked baggage not handled to or from station at Kansas City, Kans.
 - ⊞ Conditional stop; see Tables 24 or 30.
- (C.S.T.) Central Standard time. (M.S.T.) Mountain Standard time.
Time from 12.01 midnight to 12.00 noon shown in light face type.
Time from 12.01 noon to 12.00 midnight shown in heavy face type.

Equipment for Table J

NO. 9—Dome-liner CITY OF ST. LOUIS—DAILY

Dome Lounge Car ☉.....Denver to Salt Lake City.
Streamlined Sleeping Cars.....Denver to Salt Lake City—6 Roomettes, 4 Double Bedrooms, 6 Sections (from St. Louis—for Los Angeles).
Denver to Salt Lake City—10 Roomettes, 6 Double Bedrooms (from Kansas City for Los Angeles).
Dome Coach.....Denver to Salt Lake City—36 leg rest seats reserved; dome seats not reserved.
Reclining Seat—
Leg Rest Coaches.....Denver to Salt Lake City—all seats reserved.
Club Lounge Car.....Denver to Salt Lake City—for coach passengers.
Dining Car.....Club and a la carte service.

NO. 10—Dome-liner CITY OF ST. LOUIS—DAILY

Dome Lounge Car ☉.....Salt Lake City to Denver.
Streamlined Sleeping Cars.....Salt Lake City to Denver—6 Roomettes, 4 Double Bedrooms, 6 Sections (from Los Angeles—for St. Louis).
Salt Lake City to Denver—10 Roomettes, 6 Double Bedrooms (from Los Angeles for Kansas City).
Dome Coach.....Salt Lake City to Denver—36 leg rest seats reserved; dome seats not reserved.
Reclining Seat—
Leg Rest Coaches.....Salt Lake City to Denver—all seats reserved.
Club Lounge Car.....Salt Lake City to Denver—for coach passengers.
Dining Car.....Club and a la carte service.



CHICAGO — OMAHA — DENVER — SPOKANE

Walla Walla—Lewiston—Moscow—Pullman

Advance Coach Seat Reservations Required on No. 105	City of Portland No. 105 - Bus Example	Table K Condensed Schedules All Trains Daily		Bus-City of Portland No. 106 Example	Advance Coach Seat Reservations Required on No. 106
.....	4.00 SUN	Lv Chicago (C.T.)	C.M.S.L.P.&P. Ar	9.00 TUE
.....	12.10 MON	Lv Omaha (Union Pacific) Ar	1.00 TUE
.....	4.15 "	Ar North Platte (C.T.) Lv	8.55 MON
.....	3.20 "	Lv North Platte (M.T.) Ar	7.50 "
.....	7.45 "	Ar Denver Lv	3.45 "
.....	8.10 "	Lv Denver Ar	3.20 "
.....	7.15 "	Lv Pocatello Lv	4.05 "
.....	11.00 MON	Lv Boise Lv	12.10 MON
.....	1.01 TUE	Lv Huntington (M.T.) Lv	10.25 SUN
.....	12.01 "	Lv Huntington (P.T.) Lv	9.25 "
.....	4.25 TUE	Ar Pendleton Lv	4.56 SUN
.....	7.30 TUE	Ar Pendleton Ar	1.15 SUN
.....	8.45 TUE	Ar Walla Walla Lv	12.01 SUN
.....	11.29 TUE	Ar Lewiston Lv	9.00 SUN
.....	1.20 TUE	Ar Moscow Lv	8.00 SUN
.....	12.50 TUE	Ar Pullman Lv	7.48 SUN
.....	2.45 TUE	Ar Spokane Lv	6.00 SUN

Equipment for Table K

NO. 105—Domeliner CITY OF PORTLAND—DAILY

No. 105 to Pendleton; Bus to Spokane (Table 84).

Dome Lounge Car..... Chicago to Pendleton—for sleeping car passengers.
Streamlined Sleeping Cars..... Chicago to Pendleton—Bedrooms, Roomettes, Sections.
Reclining Seat Coaches..... Chicago to Pendleton (leg rest seats—all reserved).
Dome Coach..... Chicago to Pendleton—36 leg rest seats reserved; dome seats not reserved.
Dome Dining Car..... Chicago to Pendleton—club and a la carte service.
Coffee Shop-Lounge Car..... Chicago to Pendleton—moderately priced meals and lounge for coach passengers.

NO. 106—Domeliner CITY OF PORTLAND—DAILY

Bus to Pendleton (Table 84); No. 106 to Chicago.

Dome Lounge Car..... Pendleton to Chicago—for sleeping car passengers.
Streamlined Sleeping Cars..... Pendleton to Chicago—Bedrooms, Roomettes, Sections.
Reclining Seat Coaches..... Pendleton to Chicago (leg rest seats—all reserved).
Dome Coach..... Pendleton to Chicago—36 leg rest seats reserved; dome seats not reserved.
Dome Dining Car..... Pendleton to Chicago—club and a la carte service.
Coffee Shop-Lounge Car..... Pendleton to Chicago—moderately priced meals and lounge for coach passengers.

ST. LOUIS — KANSAS CITY — DENVER — SPOKANE

Cities of St. Louis-Portland Bus 9-105 Example	Portland Rose-The Spokane No. 17-20 Example	Table L Condensed Schedules All Trains Daily		The Spokane -Portland Rose No. 19-18 Example	Bus-Cities of Portland-St. Louis 106-10 Example
4.05 SUN	9.15 SUN	Lv St. Louis (C.T.)	Wabash	Ar	7.45 WED
8.55 "	5.00 MON	Ar Kansas City	Ar	11.50 TUE
9.25 SUN	8.25 "	Ar Kansas City (Union Pacific)	Ar	10.45 "
8.10 MON	6.50 MON	Lv Denver (M.T.)	Ar	9.45 TUE
□	9.50 "	Ar Cheyenne	Lv	7.35 "
□	9.15 "	Lv Cheyenne	Ar	7.10 TUE
7.15 MON	10.35 TUE	Ar Pocatello	Lv	5.50 MON
4.25 "	11.20 "	Ar Pendleton (P. T.)	Ar	3.05 "
7.30 TUE	11.20 TUE	Lv Pendleton	Ar	3.05 "
↑	2.20 WED	Lv Hinkle	Lv	2.10 MON
"	2.55 WED	Ar Wallula	Ar	11.00 SUN
"	2.55 WED	Lv Wallula	Ar	11.00 "
"	4.05 "	Ar Ayer	Lv	9.57 "
"	4.05 "	Lv Ayer	Ar	9.57 "
↓	6.02 "	Lv Cheney	Lv	7.52 "
2.45 TUE	6.30 WED	Ar Spokane (P. T.)	Lv	7.30 SUN

Equipment for Table L

NO. 9-105—Domeliner—CITY OF ST. LOUIS—CITY OF PORTLAND

No. 9 to Denver; No. 105 to Pendleton; Bus to Spokane (Table 84).

See Table C and H for equipment.

NO. 17-20—PORTLAND ROSE—DAILY

No. 17 to Hinkle; No. 20 to Spokane.

Streamlined Sleeping Cars..... Pocatello to Hinkle—2 Drawing Rooms, 4 Compartments, 4 Double Bedrooms (No. 18-34-9 from Los Angeles to Portland) (10 Roomettes, 6 Double Bedrooms during summer season).
Denver to Spokane—6 Sections, 6 Roomettes, 4 Double Bedrooms.
Reclining Seat Coaches..... Kansas City to Spokane.
Cafe Lounge Car..... Kansas City to Cheyenne—moderately priced meal service.
Dining Car..... Green River to Hinkle—Club and a la carte service.

NO. 106-10—Domeliner—CITY OF PORTLAND—CITY OF ST. LOUIS

Bus to Pendleton (Table 84); No. 106 to Denver; No. 10 to St. Louis.

See Tables C and H for equipment.

NO. 19-18—PORTLAND ROSE—DAILY

No. 19 to Hinkle; No. 18 to Kansas City.

Streamlined Sleeping Cars..... Hinkle to Pocatello—2 Drawing Rooms, 4 Compartments, 4 Double Bedrooms (No. 18-34-9 from Portland to Los Angeles) (10 Roomettes, 6 Double Bedrooms during summer season).
Spokane to Denver—6 Sections, 6 Roomettes, 4 Double Bedrooms.
Reclining Seat Coaches..... Spokane to Kansas City.
Dining Car..... Hinkle to Green River—Club and a la carte service.
Cafe Lounge Car..... Cheyenne to Kansas City—moderately priced meal service.

Footnotes for Page 18

□ Runs via Cut-Off; not via Cheyenne.

♦ Via Western Greyhound Bus north of Pendleton.

(C.T.) Central time. (M.T.) Mountain time. (P.T.) Pacific time.

Time from 12.01 midnight to 12.00 noon shown in light face type.

Time from 12.01 noon to 12.00 midnight shown in heavy face type.

Spokane is the gateway to the great Inland Empire of Washington. See Grand Coulee Dam, the great fruit orchards of Washington, and many scenic attractions.

CHICAGO—ST. LOUIS—KANSAS CITY—DENVER—WEST YELLOWSTONE—VICTOR

City of St. Louis Yellowstone Special 9-35-31-47	City of Portland- Yel. Special No.105-31 47 Example	Table O Summer Season All Trains Daily		Yel. Special City of Los Angeles No.48-32-36 104 Example	Yellowstone Special City of St. Louis 48-32-36-10
.....	4.00 SUN	Lv Chicago (CST)	CMS&P	Ar Lv	11.00 TUE
.....	11.59 MON	Ar Omaha		Lv Lv	2.45 TUE
.....	12.10 MON	Lv Omaha (Union Pacific)		Ar Ar	2.30 TUE
4.05 SUN	↓	Lv St. Louis (C.S.T.) (Wab.)		Ar Lv	12.13 TUE
8.55 " "		Ar Kansas City		Lv Lv	7.15 " "
9.25 SUN		Lv Kansas City		Ar Ar	6.50 TUE
7.55 MON	7.45 MON	Lv Denver (M.S.T.)		Lv Lv	6.20 MON
8.40 " "	8.10 " "	Lv Denver		Ar Ar	5.45 MON
				Ar Cheyenne	
4.25 MON	2.50 MON	Ar Green River		Lv Lv	12.45 MON
4.35 " "	3.00 " "	Lv Green River		Ar Ar	12.35 " "
8.20 MON		Ar Ogden		Lv Lv	9.20 " "
				Lv Lv	6.45 MON
8.50 MON	7.10 MON	Lv Ogden		Ar Ar	6.05 " "
11.50 MON		Ar Pocatello		Lv Lv	3.00 MON
12.30 TUE	12.30 TUE	Lv Pocatello		Ar Ar	1.50 MON
11.10 " "	11.10 " "	Lv Blackfoot		Lv Lv	1230 MON
2.45 " "	2.45 " "	Lv Idaho Falls		Lv Lv	11.50 SUN
5.10 TUE	5.10 TUE	Ar Ashton		Lv Lv	1005 SUN
				Lv Lv	1005 SUN
5.30 TUE	5.30 TUE	Lv Ashton		Ar Ar	9.55 SUN
7.15 TUE	7.15 TUE	Ar Victor		Lv Lv	8.15 SUN
7.30 TUE	7.30 TUE	Ar W.Yellowstone (M.S.T.)		Lv Lv	7.30 SUN

105-31-47 CITY OF PORTLAND—YELLOWSTONE SPECIAL—DAILY
C. M. St. P. & P. No. 105 to Omaha; No. 105 to Pocatello; No. 31 to Ashton and West Yellowstone; No. 47 Ashton to Victor.

Club Lounge Service..... Chicago to West Yellowstone.
Streamlined Sleeping Cars. Chicago to Pocatello—Bedrooms, Roomettes, Sections. Pocatello to W. Ystone—6 Sec., 8 Rmte., 4 Dbl. Bd. (open 6:55 p.m.).

Reclining Seat Coaches.... Chicago to Pocatello—all reserved; Pocatello to West Yellowstone and Ashton to Victor—not reserved. Chicago to Pocatello.

Dome Dining Car..... West Yellowstone and Ashton to Victor.

9-31-47 CITY OF ST. LOUIS—YELLOWSTONE SPECIAL—DAILY
Wabash 9 St. Louis to Kansas City; No. 9 to Ogden; No. 35 to Pocatello; No. 31 to Ashton and West Yellowstone; No. 47 Ashton to Victor.

Club Lounge Service..... St. Louis to West Yellowstone.
Streamlined Sleeping Car. St. Louis to Ogden—Sections and Rooms.
Ogden to West Yellowstone—Sections and Rooms.

Reclining Seat Coaches.... St. Louis to Ogden—all seats reserved.
Ogden to W. Ystone; Ashton to Victor—not reserved.

Dining Car..... St. Louis to Ogden.

48-32-104 YELLOWSTONE SPECIAL—CITY OF LOS ANGELES—DAILY
No. 48 Victor to Ashton; No. 32 West Yellowstone and Ashton to Pocatello; No. 36 to Ogden; No. 104 to Chicago; C. M. St. P. & P. east of Omaha

Club Lounge Service..... West Yellowstone to Chicago.
Streamlined Sleeping Cars. Ogden to Chicago—Bedrooms, Roomettes; West Yellowstone to Ogden—6 Sections, 6 Roomettes, 4 Double Bedrooms.

Reclining Seat Coaches.... Victor to Ashton; W. Ystone to Ogden—not reserved.
Ogden to Chicago—all seats reserved.

Dome Dining Car..... Ogden to Chicago.

No. 48-32-10 YELLOWSTONE SPECIAL—CITY OF ST. LOUIS—DAILY
No. 48 to Ashton; No. 32 West Yellowstone and Ashton to Pocatello; No. 36 to Ogden; No. 10 to St. Louis; Wabash east of Kansas City.

Club Lounge Service..... West Yellowstone to St. Louis.
Streamlined Sleeping Car. West Yellowstone to Ogden—Sections and Rooms.
Ogden to St. Louis—Sections and Rooms.

Reclining Seat Coaches.... Victor to Ashton; W. Ystone to Ogden—not reserved.
Ogden to St. Louis—all seats reserved.

Dining Car..... Ogden to St. Louis.

LOS ANGELES—SALT LAKE CITY—WEST YELLOWSTONE—VICTOR—BUTTE

Yellowstone Special 104 -56-31-47 Summer Service	City of St. Louis- Northwest Special 10-33 Example	Butte Special 6-35 Example	Table R Condensed Schedules All Trains Daily		Butte Special 36-5 Example	Northwest Special- City of St. Louis 34-9 Example	Yellowstone Special 48- 32-36-104 Summer Service
4.30 SU	11.15 SU	10.30 SU	Lv Los Angeles (P.S.T.)	Ar	5.30 TU	2.00 MO	8.45 TU
4.50 " "	11.35 " "	10.50 " "	Ar East Los Angeles	Ar	5.00 " "	1.40 " "	8.25 " "
5.43 " "	12.35 " "	11.59 SU	Lv Riverside	Ar	3.25 " "	12.30 " "	7.18 " "
6.03 " "	12.55 " "	12.30 MO	Ar San Bernardino	Lv	2.55 " "	12.05 " "	6.55 " "
6.08 " "	1.00 " "	12.35 " "	Lv San Bernardino	Ar	2.50 " "	12.01 " "	6.50 " "
	3.10 " "	2.35 " "	Ar Barstow	Lv	12.40 TU	10.03 " "	
11.10 " "	6.45 " "	6.55 " "	Ar Las Vegas	Lv	8.05 MO	6.35 " "	1.45 " "
11.20 SU	7.00 " "	7.15 " "	Lv Las Vegas (P.S.T.)	Ar	7.35 " "	6.20 " "	1.35 " "
	10.42 SU	11.05 " "	Ar Caliente (M.S.T.)	Lv	5.15 " "	4.35 " "	
	12.25 MO	1.05 " "	Lv Lund	Ar	3.00 " "	2.40 " "	
5.03 " "	1.10 " "	1.50 " "	Ar Milford	Ar	2.15 " "	2.05 " "	9.58 " "
		3.18 " "	Lv Lynndyl	Ar	12.11 " "		
8.15 MO	4.40 MO	5.45 MO	Ar Salt Lake City	Lv	9.30 MO	10.20 MO	6.55 MO
7.30 MO	5.05 MO	7.30 MO	Lv Salt Lake City	Ar	7.30 MO	9.55 SU	7.30 MO
8.20 " "	8.00 " "	8.20 " "	Ar Ogden	Lv	6.40 " "	9.05 " "	6.40 " "
8.50 " "	8.30 " "	8.50 " "	Lv Ogden	Ar	6.05 " "	8.35 " "	6.05 " "
11.50 MO	9.45 MO	11.50 MO	Ar Pocatello	Lv	3.00 " "	5.35 SU	3.00 " "
12.30 TU		12.20 TU	Lv Pocatello	Ar	2.20 " "		1.50 " "
11.10 " "		12.55 " "	Lv Blackfoot	Lv	1.39 " "		112.30 MO
7.55 TU		1.30 TU	Ar Idaho Falls	Lv	1.03 MO		11.50 SU
2.45 TU			Lv Idaho Falls	Ar			11.30 SU
4.24 " "			Ar St. Anthony	Lv			10.30 " "
5.10 TU			Ar Ashton	Lv			10.05 SU
5.30 TU			Lv Ashton	Ar			9.55 SU
7.15 TU			Ar Victor	Lv			8.15 SU
7.30 TU			Ar West Yellowstone	Lv			7.30 SU
		1.40 TU	Lv Idaho Falls	Ar	12.53 MO		
		2.45 " "	Lv Dubois	Lv	11.23 SU		
		3.07 " "	Lv Spencer	Ar	11.32 " "		
		4.00 " "	Ar Lima	Lv	10.40 " "		
		4.10 " "	Lv Lima	Ar	10.30 " "		
		4.54 " "	Lv Armstead	Lv	9.53 " "		
		5.27 " "	Lv Dillon	Ar	9.53 " "		
		6.13 " "	Lv Melrose	Ar	8.28 " "		
		7.15 " "	Ar Silver Bow	Lv	7.35 " "		
		7.30 TU	Ar Butte (M.S.T.)	Lv	7.20 SU		

Footnotes for Page 19

(f) Stops only on signal.

Operates only during Yellowstone Park season, June 22 through September 3.

(C.S.T.) Central standard time, (M.S.T.) Mountain standard time, (P.S.T.) Pacific standard time.

Time from 12.01 midnight to 12.00 noon shown in light face type.

Time from 12.01 noon to 12.00 midnight shown in heavy face type.

NO. 6-35—BUTTE SPECIAL—DAILY

No. 6 to Salt Lake City; No. 35 to Butte.
Streamlined Sleeping Car. Los Angeles to Las Vegas—Sections, Bdms., Rmtes.
Streamlined Sleeping Car. Salt Lake City to Butte—6 Sec., 6 Rmte., 4 Dbl. Bd. (not reserved).
Reclining Seat Coaches.... Los Angeles to Salt Lake City—reserved.
Salt Lake City to Butte—not reserved.
Cafe Lounge Car..... Las Vegas to Salt Lake City.

NO. 10-33—NORTHWEST SPECIAL—DAILY

No. 10 to Salt Lake City; No. 33 to Pocatello.
Club Lounge Service..... Los Angeles to Salt Lake City; Ogden to Pocatello.
Streamlined Sleeping Cars. Los Angeles to Pocatello—2DR., 4 Compts., 4 Dbl. Bd. (No. 17 thru to Portland) (10 Rmte., 6 Dbl. Bd. during summer season).

Reclining Seat Coaches.... Los Angeles to Salt Lake City—reserved; Salt Lake City to Pocatello—not reserved.

Dining Car..... Los Angeles to Pocatello.

NO. 36-5—BUTTE SPECIAL—DAILY

No. 36 to Salt Lake City; No. 5 to Los Angeles.
Streamlined Sleeping Car. Butte to Salt Lake City—6 Sec., 6 Rmte., 4 Dbl. Bd. (not reserved).
Streamlined Sleeping Car. Las Vegas to Los Angeles—Sections, Bdms., Rmtes.
Reclining Seat Coaches.... Butte to Salt Lake City—not reserved.
Salt Lake City to Los Angeles—not reserved.
Cafe Lounge Car..... Salt Lake City to Las Vegas.

NO. 34-9—NORTHWEST SPECIAL—DAILY

No. 34 to Salt Lake City; No. 9 to Los Angeles.
Club Lounge Service..... Pocatello to Ogden; Salt Lake City to Los Angeles.
Streamlined Sleeping Cars. Pocatello to Los Angeles—2 DR., 4 Compts., 4 Dbl. Bd. (No. 18 from Portland) (10 Rmte., 6 Dbl. Bd. during summer season).

Reclining Seat Coaches.... Pocatello to Salt Lake City—not reserved; Salt Lake City to Los Angeles—reserved.

Dining Car..... Pocatello to Ogden; Salt Lake City to Los Angeles.

Summer Season Service

NO. 35-31-47—YELLOWSTONE SPECIAL—DAILY

No. 35 to Pocatello, No. 31 Ashton and West Yellowstone; No. 47 Ashton to Victor.
Lounge Car Service..... Salt Lake City to West Yellowstone.
Streamlined Sleeping Cars. Salt Lake to W. Yellowstone—Secs., Rmtes., Bdms. Salt Lake City to Victor—10 Rmte., 6 Dbl. Bdms. Pocatello to West Yellowstone—6 Sections, 6 Roomettes, 4 Double Bedrooms (open 5:45 p.m.).

Reclining Seat Coaches.... Salt Lake to West Yellowstone; Salt Lake to Victor.

NO. 48-32-36—YELLOWSTONE SPECIAL—DAILY

No. 48 Victor to Ashton; No. 32 West Yellowstone and Ashton to Pocatello; No. 36 Salt Lake City Lounge Car Service..... West Yellowstone to Salt Lake City.
Streamlined Sleeping Cars. West Yellowstone to Salt Lake—Secs., Rmtes., Bdms. West Yellowstone to Pocatello—6 Sections, 6 Roomettes, 4 Double Bedrooms (occupancy until 8:00 a.m.).
Victor to Salt Lake City—10 Rmte., 6 Dbl. Bdms.

Reclining Seat Coaches.... Victor to Salt Lake; West Yellowstone to Salt Lake.

WEST YELLOWSTONE — VICTOR — POCATELLO — PORTLAND

No. 32-48-17 Example		Table S <i>Summer Season</i> All Trains Daily		No. 18-31-47 Example
7.30	SUN	Lv W. Yellowstone (M.S.T.)	Mont. Ar	7.30
8.15	SUN	Lv Victor (M.S.T.)	Ida. Ar	7.15
10.05	SUN	Lv Ashton	" Ar	5.10
1.50	MON	Ar Pocatello	" Lv	12.30
10.35	MON	Lv Pocatello	" Ar	5.10
12.45	MON	Ar Shoshone	Ida. Lv	3.00
5.30	TUE	Ar Portland (P.S.T.)	Ore. Lv	9.30

LOS ANGELES — SPOKANE — PORTLAND Via Shoshone (SUN VALLEY) — Boise — Nampa

Coach Seat Reservation Charge on No. 10 See Page 44	No. 10-33-17-20 Example		Table T Condensed Schedules All Trains Daily		No. 19-18-34-9 Example	Coach Seat Reservation Charge on No. 9 See Page 44
	11.15	SUN	Lv Los Angeles (P.S.T.)	Ar	2.00	TUE
	11.35	"	" East Los Angeles	Ar	1.40	"
	7.00	SUN	Lv Las Vegas (P.T.)	Ar	6.20	TUE
	4.40	MON	Ar Salt Lake City (MST)	Lv	10.20	MON
	5.05	MON	Lv Salt Lake City (M.S.T.)	Ar	9.55	MON
	6.30	"	" Ogden	Ar	8.35	"
	9.45	MON	Ar Pocatello	Lv	5.35	MON
	10.35	MON	Lv Pocatello	Ar	5.10	MON
	12.45	MON	Ar Shoshone	Lv	3.00	MON
	42.55	MON	Ar Sun Valley	Lv	41255	MON
	104.00	MON	Lv Sun Valley	Ar	45.05	MON
	12.45	MON	Lv Shoshone	Ar	3.00	MON
	3.45	"	Ar Boise	Lv	12.10	"
	4.25	"	Ar Nampa	Lv	11.40	"
	6.50	"	Ar Huntington (M.S.T.)	Lv	9.35	"
	6.00	"	Lv Huntington (P.S.T.)	Ar	8.25	"
	7.22	"	" Baker	Lv	7.00	"
	8.55	"	" La Grande	Lv	5.45	"
	11.20	MON	Ar Pendleton	Lv	3.05	MON
	12.15	TUE	Ar Hinkle	Lv	2.10	MON
	2.20	TUE	Lv Hinkle	Ar	11.45	SUN
	2.55	"	" Wallula	Lv	11.00	"
	6.30	TUE	Ar Spokane (P.S.T.)	Lv	7.30	SUN
	12.45	"	Lv Hinkle	Ar	1.45	"
	5.30	"	Ar Portland (P.S.T.)	Lv	9.30	"

Equipment for Table T

NO. 10-33-17-(20) — CITY OF ST. LOUIS — PORTLAND ROSE — DAILY

No. 10 to Salt Lake City; No. 33 to Pocatello; No. 17 to Portland; No. 20 Hinkle to Spokane.
Dome Lounge Car..... Los Angeles to Salt Lake—for sleeping car pasgrs.
Lounge Car Service..... Ogden to Portland.
Streamlined Sleeping Cars. Los Angeles to Portland—2 DR., 4 Compt., 4 Dbl. Bdrm (No. 17 thru to Portland) (10 Rmte., 6 Dbl. Bdrm. during summer season) (Spokane passengers make car to car transfer into Spokane sleeper after leaving Pocatello).

Reclining Seat Coaches.... Denver to Spokane—6 Sec. 6 Rmte., 4 Dbl. Bdrm. (No. 17 from Denver).
Los Angeles to Salt Lake—all reserved; Salt Lake to Pocatello and Pocatello to Spokane—Portland—not reserved.

Dome Coach..... Los Angeles to Salt Lake City—36 leg rest seats reserved.
Dining Car Service..... Los Angeles to Portland—Club and a la carte service.

NO. 18-(19)-34-9 — PORTLAND ROSE — CITY OF ST. LOUIS — DAILY

No. 18 to Pocatello; No. 19 Spokane to Hinkle; No. 34 to Salt Lake City; No. 9 to Los Angeles.
Dome Lounge Car..... Salt Lake City to Los Angeles—for sleeping car pasgrs.
Lounge Car Service..... Portland to Ogden.
Streamlined Sleeping Cars. Spokane to Denver—6 Sec., 6 Rmte., 4 Dbl. Bdrm., (No. 18 thru to Denver) (Passengers from Spokane make car to car transfer into Los Angeles sleeper prior to arrival Pocatello).

Portland to Los Angeles—2 DR., 4 Compt., 4 Dbl. Bdrm. (No. 18 from Portland) (10 Rmte., 6 Dbl. Bdrm. during summer season).

Reclining Seat Coaches.... Portland and Spokane to Pocatello; Pocatello to Salt Lake City (not reserved); Salt Lake City to Los Angeles (all reserved).

Dome Coach..... Salt Lake City to Los Angeles—36 leg rest seats reserved.
Dining Car Service..... Portland to Los Angeles—Club and a la carte service.

Equipment for Table S

NO. 32-48-17 — YELLOWSTONE SPECIAL — PORTLAND ROSE — DAILY

No. 32 West Yellowstone to Pocatello; No. 48 Victor to Ashton; No. 17 Pocatello to Portland.
Lounge Car Service..... West Yellowstone to Portland.
Streamlined Sleeping Car. West Yellowstone-Pocatello-Portland—6 Sections, 6 Roomettes, 4 Double Bedrooms (occupancy until 7:30 a.m.) (Passengers from Victor make car to car change at Ashton).

Reclining Seat Coaches.... West Yellowstone to Pocatello; Victor to Pocatello; Pocatello to Portland.
Dining Car..... Pocatello to Portland—Club and a la carte service.

NO. 18-31-47 — PORTLAND ROSE — YELLOWSTONE SPECIAL — DAILY

No. 18 Portland to Pocatello; No. 31 Pocatello to West Yellowstone; No. 47 Ashton to Victor.
Lounge Car Service..... Portland to West Yellowstone.
Streamlined Sleeping Car. Portland-Pocatello-West Yellowstone—6 Sections, 6 Roomettes, 4 Double Bedrooms (Passengers to Victor make car to car change at Ashton).

Reclining Seat Coaches.... Portland to Pocatello to West Yellowstone; Pocatello to Victor.
Dining Car..... Portland to Pocatello—Club and a la carte service.

SALT LAKE CITY — BOISE — PORTLAND — SEATTLE

	No. 33-17-457 Example		Table U Condensed Schedules All Trains Daily		No. 458-18-34 Example
	5.05	SUN	Lv Salt Lake City (M.S.T.)	Ar	9.55
	6.30	"	Lv Ogden	Ar	8.35
	9.45	SUN	Ar Pocatello	Lv	5.35
	10.35	SUN	Lv Pocatello	Ar	5.10
	11.45	"	" Minidoka	Lv	3.55
	12.45	SUN	Ar Shoshone	Lv	3.00
	42.55	SUN	Ar Sun Valley	Lv	41255
	104.00	MON	Lv Sun Valley	Ar	45.05
	12.45	SUN	Lv Shoshone	Ar	3.00
	3.45	"	Lv Boise	Lv	12.10
	4.35	"	Lv Nampa	Lv	11.40
	6.50	"	Ar Huntington (M.S.T.)	Lv	9.35
	6.00	"	Lv Huntington (P.S.T.)	Ar	8.25
	7.22	"	" Baker	Lv	7.00
	8.55	"	" La Grande	Lv	5.45
	11.20	SUN	" Pendleton	Lv	3.05
	3.10	MON	" The Dalles	Ar	11.40
	5.30	MON	Ar Portland	Lv	9.30
	9.00	MON	Lv Portland	Ar	9.15
	12.01	"	Ar Tacoma	Lv	6.02
	1.00	MON	Ar Seattle (P.S.T.)	Lv	5.00

Equipment for Table U

NO. 33-17-457 — NORTHWEST SPECIAL — PORTLAND ROSE — DAILY

No. 33 to Pocatello; No. 17 to Portland; No. 457 to Seattle.
Lounge Car Service..... Ogden to Portland.
Parlor Car..... Portland to Seattle (R. R. Owned).
Streamlined Sleeping Cars. Salt Lake City to Portland—2 DR., 4 Compt., 4 Dbl. Bdrm. (No. 10 from Los Angeles) (10 Rmte., 6 Dbl. Bdrms. during summer season).
Reclining Seat Coaches.... Salt Lake City to Pocatello; Pocatello to Portland; Portland to Seattle.
Dining Car Service..... Ogden to Portland—Club and a la carte service.

NO. 458-18-34 — PORTLAND ROSE — NORTHWEST SPECIAL — DAILY

No. 458 to Portland; No. 18 to Pocatello; No. 34 to Salt Lake City.
Parlor Car..... Seattle to Portland (R. R. Owned).
Lounge Car Service..... Portland to Ogden.
Streamlined Sleeping Cars. Portland to Salt Lake City—2 DR., 4 Compt., 4 Dbl. Bdrm. (No. 9 thru to Los Angeles) (10 Rmte., 6 Dbl. Bdrm. during summer season).
Reclining Seat Coaches.... Seattle to Portland; Portland to Pocatello; Pocatello to Salt Lake City.
Dining Car Service..... Portland to Ogden—Club and a la carte service.

Footnotes for Page 20

♦ Motor Bus. This service is provided passengers arriving or departing Shoshone and holding thru rail tickets to and from Sun Valley or Ketchum, Idaho. (M.S.T.) Mountain Standard time. (P.S.T.) Pacific Standard time. Time from 12:01 midnight to 12:00 noon shown in light face type. Time from 12:01 noon to 12:00 midnight shown in heavy face type.

PORTLAND — SPOKANE

18-20		Table W All Trains Daily—(Pacific Standard Time)		19-17	
9.30	SUN	Lv	Portland	Ar	5.30
10.54	"	"	Hood River	Lv	3.47
11.40	SUN	"	The Dalles	"	3.10
12.47	MON	"	Arlington	"	3.42
1.45	"	Ar	Hinkle	Lv	12.45
2.20	"	Lv	Hinkle	Ar	11.45
2.55	MON	Ar	Wallula	Lv	11.00
2.55	"	Lv	Wallula	Ar	11.00
4.05	MON	Ar	Ayer	Lv	9.57
4.05	MON	Lv	Ayer	Ar	9.57
5.05	"	Ar	Marengo	Lv	8.45
6.02	"	"	Cheney	"	7.52
6.30	MON	Ar	Spokane	Lv	7.30

Equipment for Table W

NO. 20—SPOKANE—DAILY
Streamlined Sleeping Cars. Portland to Spokane—6 Sections, 6 Roomettes, 4 Double Bedrooms. (occupancy until 8:00 a.m.).
Reclining Seat Coaches... Portland to Spokane.

NO. 19—SPOKANE—DAILY
Streamlined Sleeping Cars. Spokane to Portland—6 Sections, 6 Roomettes, 4 Double Bedrooms. (occupancy until 7:30 a.m.).
Reclining Seat Coaches... Spokane to Portland.

Spokane, San Francisco and Los Angeles

No. 19-17-9-58 Shasta Daily		No. 11-52 Cascade Daily		Table X (Pacific Standard Time)		No. 51-12-20-18 Cascade Daily		No. 57-10-10 Shasta Daily	
7.30	7.30	Lv	Spokane (U.P.)	Ar	6.30				
9.57	9.57	"	Ayer	"	4.05				
5.30	5.30	Ar	Portland	Lv	9.30				
7.45	4.45	Lv	Portland (So. Pac.)	Ar	8.15	11.25			
8.57	5.57	"	Salem	Lv	7.02	10.11			
10.14	7.14	"	Eugene	"	5.55	9.04			
2.35	11.43	"	Klamath Falls	"	1.35	4.40			
9.08	6.40	Ar	Davis	Lv	6.30	9.40			
9.40	7.15	Ar	Sacramento (Bus)	Lv	5.55	9.00			
9.57	7.35	Lv	Martinez (So. Pac.)	Ar	5.35	8.45			
10.40	8.20	Ar	Oakland (16th St.)	Lv	4.35	8.00			
11.20	9.00	Ar	San Francisco (Mkt. St.)	Lv	3.55	7.20			
10.35	7.50	Lv	Martinez	Ar	5.05	5.00			
2.40	11.44	"	Fresno	"	1.10	1.15			
10.40	7.15	Ar	Los Angeles	Lv	5.40	5.15			

Seattle, San Francisco and Los Angeles

No. 402-9-58 Shasta Daily		No. 408-11-52 Cascade Daily		Table Y (Pacific Standard Time)		No. 51-12-47 Cascade Daily		No. 57-10-401 Shasta Daily	
11.45	12.30	Lv	Seattle	Ar	1.00	6.30			
1.15	1.26	"	Tacoma	"	12.01	4.15			
6.05	4.30	Ar	Portland	Lv	9.00	11.45			
7.45	4.45	Lv	Portland (So. Pac.)	Ar	8.15	11.25			
8.57	5.57	"	Salem	Lv	7.02	10.11			
10.14	7.14	"	Eugene	"	5.55	9.04			
2.35	11.43	"	Klamath Falls	"	1.35	4.40			
9.08	6.40	Ar	Davis	Lv	6.30	9.40			
9.40	7.15	Ar	Sacramento (Bus)	Lv	5.55	9.00			
9.57	7.35	Lv	Martinez (So. Pac.)	Ar	5.35	8.45			
10.40	8.20	Ar	Oakland (16th St.)	Lv	4.35	8.00			
11.20	9.00	Ar	San Francisco (Mkt. St.)	Lv	3.55	7.20			
10.35	7.50	Lv	Martinez	Ar	5.05	5.00			
2.40	11.44	"	Fresno	"	1.10	1.15			
10.40	7.15	Ar	Los Angeles	Lv	5.40	5.15			

PORTLAND, TACOMA AND SEATTLE

401 Daily		459 Daily		407 Daily		457 Daily		Table Z All Trains Daily			
11.45	1.30	5.25	9.00	Lv	Portland, Ore.	Ar	12.30	4.30	9.15	6.05	
12.11	1.49	5.44	9.21	"	Vancouver Wash.	Ar	12.09	4.08	8.48	5.30	
1.17	2.28	6.24	10.01	"	▲ Kelso-Longview	Lv	11.24	3.24	8.04	4.38	
2.19	3.12	7.06	10.43	"	Chehalis	"	10.39	2.39	7.18	3.20	
2.30	3.23	7.16	10.53	Ar	Centralia	"	10.32	2.32	7.11	3.00	
4.15	4.31	8.24	12.01	Ar	Tacoma	"	9.26	1.26	6.02	1.15	
5.05	4.35	8.28	12.05	Lv	Tacoma	"	9.22	1.22	5.57	12.55	
6.30	6.30	9.25	11.00	Ar	Seattle	"	8.30	12.30	5.00	11.45	

Equipment for Tables Y and Z

NORTHBOUND

NO. 457—DAILY *Domeliner*
Astra Dome Obs.-Lounge ⊗ Portland to Seattle.
Parlor Car... Portland to Seattle (R. R. Owned).
Astra Dome Room—(Portland to Seattle (R. R. Owned)—8 Duplex Rmte., 3 Compartments, 2 Drawing-rooms.
Parlor Car... (3 Compartments, 2 Drawing-rooms.
Streamlined Sleeping Cars... Chicago to Seattle—6 Roomettes, 4 Double Bedrooms, 6 Sections (No. 105 to Portland).
San Francisco to Seattle—10 Roomettes, 6 Double Bdrms. (1 car); 4 Compartments, 4 Double Bdrms., 2 Drawing-rooms (1 car) (S.P. No. 12 to Portland).
Reclining Seat Coaches... Portland to Seattle (not reserved).
Dining Car... Portland to Seattle.

NO. 407—DAILY
Parlor Car... Portland to Seattle (R. R. Owned)
Reclining Seat Coaches... Portland to Seattle.
Dining Car... Serving necessary meals enroute.

NO. 459—DAILY
Reclining Seat Coaches... Portland to Seattle.

NO. 401—DAILY
Streamlined Sleeping Cars. Portland to Seattle—12 Roomettes, 4 Double Bedrooms.
Sleepers open at Portland 9:30 p.m., at Seattle until 7:30 a.m.
Reclining Seat Coaches... Portland to Seattle.

SOUTHBOUND

NO. 460—DAILY
Streamlined Sleeping Car... Seattle to Chicago—6 Roomettes, 4 Double Bedrooms, 6 Sections (No. 106 from Portland).
Reclining Seat Coaches... Seattle to Portland.

NO. 408—DAILY
Parlor Car... Seattle to Portland (R. R. Owned).
Streamlined Sleeping Cars. Seattle to San Francisco—10 Roomettes, 6 Double Bdrms. (1 car); 4 Compartments, 4 Double Bdrms., 2 Dr.-rooms (1 car) (S.P. No. 11 south of Portland).
Reclining Seat Coaches... Seattle to Portland.
Dining Car... Serving necessary meals enroute.

NO. 458—DAILY *Domeliner*
Astra Dome Obs.-Lounge ⊗ Seattle to Portland.
Parlor Car... Seattle to Portland (R. R. Owned).
Astra Dome Room—(Seattle to Portland (R. R. Owned)—8 Duplex Rmte., 3 Compartments, 2 Drawing-rooms.
Reclining Seat Coaches... Seattle to Portland (not reserved).
Dining Car... Seattle to Portland.

NO. 402—DAILY
Streamlined Sleeping Cars. Seattle to Portland—12 Roomettes, 4 Double Bedrooms.
Sleepers open at Seattle at 9:30 p.m., at Portland until 7:30 a.m.
Reclining Seat Coaches... Seattle to Portland.

▲ Arrives, departs Seattle Union Depot. ⊗ Arrives, departs Seattle King Street Station.
▲ Rail station is at Kelso. There is bus service between Kelso and Longview every 20 minutes.
⊗ Observation-Lounge for Parlor and Sleeping Car passengers only.
♦ Via Pacific Greyhound Bus.

Chicago and Omaha to Colorado, Utah, California and Pacific Northwest

WESTBOUND—Read Down

MILES	Table No. 1 The Overland Route	Elevation	To Pacific Coast				To Colo.		Local		
			Stream- liner City of San Fran. 101 Daily	Dom- e-liner City of Los Angls. 103 Daily	The Challenger 107 Sept. 16 to May 31 inc. Daily	The Challenger 107 June 1 to Sept. 15 inc. Daily	Dom- e-liner City of Portland 105 Daily	Dom- e-liner City of Denver 111 Daily	Train 7 Daily	Train 27 Daily	
			6.00	5.45	5.45	5.30	4.00	4.00	6.30	Standard	Time
0	Chicago (CMST&P) (CST). Ill.	583	6.00	5.45	5.45	5.30	4.00	4.00	6.30		
37	Elgin	712	6.40	6.25	6.25	6.10			7.20		
80	Davis Jct.	790					5.18	5.18	8.25		
138	Savanna (Dubuque)	596	8.17	8.02	8.02	7.47	6.18	6.18	10.10		
227	Marion (Cedar Rapids)	841	9.40	9.25	9.25	9.10	7.41	7.41	12.20		
281	Tama	820							1.25		
362	Perry	965	11.35	11.20	11.20	11.05	9.39	9.39	3.05		
423	Manila	1317							5.30		
484	Council Bluffs	983							7.30		
488	Omaha	1033	2.05	1.45	1.45	1.30	11.59	11.59	8.10		
0	Omaha (Union Pacific)	1033	2.15	2.00	2.00	1.45	1.210	1.210	10.15	10.15	
19	Elkhorn	1168							M.		
22	Waterloo (Elkhorn River)	1129							M.	10.45	
25	Valley	1140							M.	11.00	
37	Fremont (Named for Gen. Fremont)	1197	G.	D.	D.	R.	B.	B.	11.05	11.00	
44	Ames	1231							M.		
82	North Bend	1275							M.	11.17	
85	Rogers	1312							M.		
86	Schuyler	1350							11.34	11.33	
74	Richland	1401							M.		
82	Columbus (44, 46, 47) (Hydro-electric Plant)	1447	G.	D.	D.	R.	B.	B.	11.59	11.57	
89	Duncan	1494					1.24	1.24	M.		
100	Silver Creek	1548							M.		
111	Clarks (Grand Paines Vil., 1803)	1622							M.		
122	Central City	1701							12.43	12.39	
132	Chapman	1789							M.		
144	Grand Island (48, 49)	Ar 1864	4.14	3.59	3.59	3.44	2.19	2.19	1.10	1.00	
144	Grand Island	Lv 1864	4.15	4.00	4.00	3.45	2.20	2.20	1.20	1.15	
152	Alda	1916							M.		
160	Wood River	1966							M.	1.29	
167	Shelton	2019							M.	1.36	
173	Gibbon	2061							M.	1.41	
186	Kearney 43 (State Normal)	2149	G.	D.	D.	R.	B.	B.	2.02	1.53	
196	Odessa	2222					2.58	2.58	M.	2.10	
202	Elm Creek (Indian Fights, 1887)	2265							M.	2.16	
211	Overton	2318							M.	2.23	
222	Lexington	2389							M.	2.42	
230	Darr	2451							M.	3.01	
236	Cozad	2487							M.	3.19	
246	Gothenburg	2563							M.	3.32	
259	Brady	2651							M.	3.41	
266	Maxwell (Old Ft. McPherson)	2711							M.	4.00	
278	Gannett	2788							M.	4.05	
281	North Platte (No. Platte River former "Buffalo Bill" Ranch, ns.)	Ar 2802	6.05	5.50	5.50	5.40	4.15	4.15	4.00	4.05	
281	North Platte	Lv 2802	5.10	4.55	4.55	4.40	3.20	3.20	3.15	3.30	
294	Hershey	2903							N.	5.30	
298	O'Fallons 42	2938							N.	5.50	
301	Sutherland	2959							N.	5.55	
313	Paxton	3056							N.	3.47	
320	Roscoe	3166							N.	3.58	
332	Ogallala	3213							N.	4.10	
341	Brule	3288							N.	4.20	
351	Big Springs	3369							N.	4.29	
363	Julesburg 17 (Indian Battle)	Ar 3467							N.	4.38	
363	Julesburg (1865-76)	Lv 3467							N.	4.38	
370	Chappell	3695							N.	5.08	
387	Lodge Pole	3831							N.	5.17	
394	Sunol	3925							N.		
403	Sidney	Ar 4091	6.53	6.38	6.38	6.23			N.	5.30	
405	Sidney (Lookout Station, old)	Ar 4091	6.54	6.39	6.39	6.24			N.	5.45	
424	Potter (Ft. Sidney north)	4387							N.	6.06	
433	Dix	4551							N.	6.16	
442	Kimball (See Note □)	4706							N.	6.23	
454	Bushnell	4866							N.	6.45	
464	Pine Bluffs (Neb.-Wyo. State Line)	Wyo. 5047							N.	6.56	
475	Egbert 42	5286							N.	7.08	
480	Burns	5485							N.	7.14	
487	Hillsdale (Rushy Mts. to South)	5638							N.		
493	Durham	5638							N.		
507	Cheyenne (Capital of Wyo.) Fort Warren	Ar 6060	8.40	8.25	8.25	8.10			N.	7.45	

Advance
Coach Seat Reservations
Required on
**All STREAMLINERS
and DOMELINERS**
City of San Francisco, No. 101
City of Los Angeles, No. 103
The Challenger, No. 107
City of Portland, No. 105
City of Denver, No. 111
City of St. Louis, No. 9

Special Coach Seat Reservation Charge on
City of Los Angeles, City of San Francisco, City of
St. Louis and on The Challenger. See Page 44.

**Railroad
Transfer Service**
**PASSENGERS—BAGGAGE
CHICAGO, ILL.**

THERE IS NO EXTRA CHARGE
FOR TRANSFERRING BETWEEN
CHICAGO STATIONS

The transfer coupon on your
through ticket entitles you to a
transfer of luggage and a com-
fortable ride in a railroad
transfer service temperature
controlled coach from your
incoming Chicago train to your
outgoing station at no extra
cost.

**SPECIAL LUGGAGE CHECKING
SERVICE**

If you have three hours or more
between trains, you can give
your luggage to the railroad
transfer service agent upon
arrival, before boarding
coaches, and pick it up at the
parcel room of the outgoing
station. The charge will be the
usual parcel room checking fee,
plus 25 cents.

**ASK ANY RAILROAD TICKET
AGENT OR CONDUCTOR ABOUT
THE RAILROAD TRANSFER
SERVICE**

NOTE □—There is
bus service between
Kimball and Gering,
Harrisburg and Scotts-
bluff, Nebr. On arrival
Kimball consult local
bus agent about bus
schedules.

HALF-FARE Family Travel Plan Tickets can be used for starting trips on Mondays, Tuesdays, Wednesdays and Thursdays.
Good in sleeping cars or in coaches. Can be used for return any day of week.

Chicago and Omaha to Colorado, Utah, California and Pacific Northwest

Table No. 1

(Continued)

The Overland Route

Read Down

WESTBOUND—Read Down

To Pacific Coast

MILE S	Elevation	Stream-liner City of San Fran. Daily	Dome-liner City of Los Angls. Daily	The Challenger 107 Sept. 16 to May 31 inc. Daily	The Challenger 107 June 1 to Sept. 15 inc. Daily	Dome-liner City of Portland 105 Daily	Dome-liner City of St. Louis 9 Daily	Train 7-5 Daily	Portland Rose 17 Daily	Pacific Coast	
										Δ	Δ
507											
516											
526											
534											
538											
540											
545											
555											
563											
583											
588											
591											
596											
603											
606											
620											
624											
630											
640											
645											
659											
665											
673											
680											
680											
698											
703											
709											
721											
737											
744											
754											
763											
768											
774											
786											
799											
807											
814											
814											
822											
827											
835											
844											
863											
873											
883											
888											
895											
899											
901											
906											
910											
914											
914											
921											
925											
934											
941											
950											
950											
954											
959											
966											
973											
983											
990											
0											
10											
15											
17											
21											
28											
36											
1811											
1784											
1775											

FOOTNOTES FOR TABLE 1

- ⊙ Between Omaha and Ogden No. 27 carries only a rider coach for passengers; no sleeping car; no dining car.
- ▲ See page 40 for motor bus connections with U. P. trains at Omaha, Fremont, Columbus and Grand Island.
- △ Limited handling of checked baggage on these trains; consult agent.
- (f) Stops only on signal.
- A Stops to take paying passengers for Denver and beyond; or to let off paying passengers from Omaha or beyond.
- B Stops to take paying passengers for Denver and beyond; also to let off from Chicago.
- D Stops to take paying passengers for San Bernardino or beyond.
- E Stops to let off paying passengers from Denver and east.
- G Stops to take on paying passengers for Sacramento or beyond.
- J Stops to let off paying passengers from Denver or beyond; also to take paying passengers for beyond Ogden.
- K Stops to take paying passengers for points beyond Savanna.
- M Stops to take paying passengers for North of Granger, or for Ogden and beyond.
- N Stops to let off paying passengers from Omaha or beyond; also to take paying passengers for North of Granger, or for Ogden and beyond.
- O Stops to take or let off paying passengers.
- R Stops to take paying passengers for San Bernardino or beyond; also to let off from Chicago or beyond.
- ♦ Mileage shown on mile posts is from Council Bluffs. See General Information, page 2.

FREE
Train-side
Auto Parking
at
East Los Angeles
Passenger Station
Avoid
Downtown Traffic
Your family or friends
can meet you at East
Los Angeles without
any parking charges

California, Pacific Northwest, Utah and Colorado to Omaha and Chicago

EASTBOUND—Read Down

From Pacific Coast

Footnotes for Table 2

MILES	Table No. 2		From Pacific Coast								
	The Overland Route		Stream-liner City of San Fran. 102	Domeliner City of Los Angeles 104	The Challenger 108 Sept. 16 to May 31 inc. Daily	The Challenger 108 June 1 to Sept. 15 inc. Daily	Domeliner City of Portland 106	Train 6-8	Train 28	Domeliner City of St. Louis 10	Portland Rose 18
Read Down											
	SOU. PAC. CO. San Francisco (P.S.T.)		Cal. Lv 6	For complete schedules	San Francisco	to Green River	see Table 14				
	UNION PACIFIC Portland (P.S.T.)		Ore. Lv 29	For complete schedules	Los Angeles	to Ogden	See Table 3				
	Los Angeles (P.S.T.)		Cal. Lv 293	For complete schedules	Los Angeles	to Ogden	See Table 3				
	Mountain Standard Time Salt Lake City 4, 5, 31		Utah Lv 4251	8.25	8.25	8.10	6.20	5.05			
0	Woods Cross		" " 4292								
16	Farmington		" " 4254								
19	Kaysville		" " 4295								
21	Layton		" " 4348								
26	Clearfield		" " 4473								
36	Ogden 14, 31, 36		Ar 4298	9.10	9.10	8.55	7.15	6.00			
0	Ogden Junction with So. Pac.		Lv 4298	9.35	9.20	9.05	8.15	7.00	6.45		
8	Uintah (Wasatch Mts.)		" " 4554								
17	Peterson (Weber Canyon)		" " 4899								
24	Morgan		" " 6071								
31	Devil's Slide (Devil's Slide so.)		" " 6251								
36	Henefer		" " 6337								
40	Echo ("The Witches", no.)		Ar 6480								
40	Echo ("Echo Canyon")		Lv 6480								
50	Emory		" " 5911								
56	Castle Rock		" " 8224								
66	Wahatch		" " 6800								
69	Wyuta (Utah-Wyo. State line)		" " 6739								
76	Evanston		Wyo. Ar 6747	11.09	10.54	10.54	10.39	8.19	8.24		
76	Evanston		Lv 6747	11.09	10.54	10.54	10.39	8.43	8.43		
80	Mills		" " 6890								
84	Knight (Bear River)		" " 7075								
85	Altamont (Tunnel 6708 feet)		" " 7227								
91	Aspen (Aspen tunnel 5,900 ft.)		" " 7183								
92	Spring Valley		" " 7011								
103	Leroy		" " 6630								
106	Bridger (Named for famous scout)		" " 6498								
118	Carter		" " 8409								
127	Hampton		" " 8271								
146	Granger 20		" " 8210								
155	Westvaco		" " 6181								
163	Bryan		" " 8388								
169	Peru		" " 8083	12.50	12.35	12.35	12.20	8.25	11.55	10.30	10.05
176	Green River Picturesque		Ar 8083	1.00	12.45	12.45	12.30	8.35	12.35	10.45	10.15
176	Green River Cliffs. Water flows to Gulf of Calif.		Lv 8209								
184	Kanda		" " 8263	1.20				8.55	12.56	11.10	10.15
191	Rock Springs (Coal Mines)		" " 6374								
204	Salt Wells (Aspen Mts. south)		" " 6509								
216	Point of Rocks		" " 6551								
221	Hallville		" " 6516								
227	Black Buttes		" " 6699								
236	Bitter Creek		" " 6643								
246	Table Rock (Table Rock so.)		" " 7001								
253	Tipton		" " 6709								
259	Wamsutter		" " 7107								
281	Oreston (Continental Divide)		" " 6831								
288	Cherokee		" " 6766								
292	Riner		Ar 6747	3.10	2.55	2.55	2.40	10.45	3.05	1.20	12.36
310	Rawlins State Penitentiary		Lv 6747	3.11	2.56	2.56	2.41	10.46	3.15	1.25	12.40
317	Sinclair (Large oil field)		" " 6586								
322	Pt. Street (North Platte River)		" " 6511								
331	Walcott (St. Marys Peak no)		" " 6524								
346	Percy (Elk Mt. 15 miles south)		" " 6935								
350	Hanna (Coal Mines)		" " 6775								
361	Como		" " 5712								
361	Calvin		" " 6613								
366	Medicine Bow		" " 5564								
370	Wilcox		" " 6969								
384	Rock River		" " 6810								
394	Harper (18 miles south)		" " 7079								
399	Lookout		" " 7125								
406	Cooper Lake (Laramie Peak)		" " 7037								
406	Boiler (46 miles north)		" " 7082								
427	Laramie 33. State Un.		Ar 7181	4.54	4.39	4.39	4.24	12.29	5.30	3.35	2.30
427	Laramie (Snowy Range)		Lv 7181	4.55	4.40	4.40	4.25	12.30	5.40	3.45	2.35
439	Colores (Biarre eroded rocks)		" " 7623								
445	Hermosa		" " 7899								
450	Dale (Rocky Mts. to so.)		" " 7921								
453	Sherman (Highest pt. en route)		" " 8013								
457	Buford		" " 7862								
464	Granite Canon		" " 7315								
484	Berle (State Capital)		" " 6661								
484	Cheyenne 42 of Wyo.		Wyo. Ar 6060	6.10	5.55	5.55	5.40	7.10	5.15	3.0	7.10

- Between Ogden and Omaha No. 28 carries only a rider coach for passengers; no sleeping car, no dining car.
- ▲ See Page 40 for motor bus connections with U. P. trains at Omaha, Fremont, Columbus and Grand Island.
- △ Limited handling of checked baggage on this train; consult agent.
- (f) Stops only on signal.
- A Stops to let off paying passengers from Denver and beyond or to take paying passengers for Omaha or beyond.
- D Stops to let off paying passengers from Cheyenne or beyond; also to take for Omaha or beyond.
- E Stops to let off paying passengers from Cheyenne or beyond.
- G Stops to let off paying passengers from Sacramento or beyond.
- H Stops to let off paying passengers from points beyond Savanna.
- J Stops to let off paying passengers from west of Ogden; also to take paying passengers for Denver or beyond.
- L Stops to let off paying passengers from Hampshire; also from Savanna or beyond.
- M Stops to let off paying passengers from San Bernardino or beyond.
- N Stops to let off paying passengers from San Bernardino or beyond; also to take for Chicago or beyond.
- O Stops to take or let off paying passengers.
- V Stops to let off paying passengers from Granger or beyond; also to take paying passengers for Denver or beyond.
- X Stops to let off paying passengers from Denver or beyond; also to take for Chicago.
- ◆ Mileage shown on mile posts is from Council Bluffs. See General Information, Page 2.

Advance Coach Seat Reservations Required on All STREAMLINERS and DOMELINERS

- City of San Francisco, No. 102
- City of Los Angeles, No. 104
- The Challenger, No. 108
- City of Portland, No. 106
- City of Denver, No. 112
- City of St. Louis, No. 10

Special Coach Seat Reservation Charge on City of Los Angeles, City of San Francisco, City of St. Louis and on The Challenger.

See Page 44.

California, Pacific Northwest, Utah and Colorado to Omaha and Chicago

EASTBOUND—Read Down

Table No. 2
(Continued)

The Overland Route

Read Down

MILES	Elevation	From Pacific Coast				From Colo.		Local		
		Stream-liner City of San Fran. 102 Daily	Dome-liner City of Los Anegs. 104 Daily	The Challenger Sept. 16 to May 31 inc. 108 Daily	The Challenger June 1 to Sept. 15 inc. 108 Daily	Dome-liner City of Portland 105 Daily	Dome-liner City of Denver 112 Daily	Train 8 Daily	Train 28 Daily	
Mountain Standard Time										
484	Cheyenne 30, 42	Wyo. Lv. 5050	6.20	6.05	6.05	5.50	Via Denver See Table 30	7.45	6.30	8.05
498	Durham	" " 5638					D.	D.		f 8.23
503	Hillsdale	" " 5638					D.	D.		f 8.31
510	Burns (Rocky Mts. to south)	" " 5455					D.	D.		f 8.40
516	Egbert 42	" " 5286					D.	D.		f 8.50
526	Pine Bluffs	" " 5047					D.	D.		f 7.09
536	Bushnell	Neb. " 4856					D.	D.		f 7.22
549	Kimball—See Note □	" " 4706					D.	D.		f 7.34
558	Dix	" " 4551					D.	D.		f 7.47
567	Potter	" " 4387					D.	D.		f 7.57
586	Sidney	" Ar. 4091	7.47	7.32	7.32	7.17	Leave Denver 9.25	8.07	8.40	8.50
586	Sidney (Lookout Sta., Old)	" Lv. 4091	7.48	7.33	7.33	7.18	D.	D.	D.	8.40
597	Sunol (Pt. Sidney, north)	" " 3925					3.45	3.45	D.	8.53
603	Lodge Pole	" " 3831							D.	9.01
613	Chappell	" " 3695							D.	9.10
628	Julesburg 17	Colo. Ar. 3467					6.42	6.42	10.01	9.10
628	Julesburg	" Lv. 3467					6.43	6.43	10.15	9.28
639	Big Springs. { So. Platte } Neb. " 3369	Coach Seat Reservation Charge. See Page 44.					A	A	10.25	9.40
649	Brule. { River } " " 3288	Coach Seat Reservation Charge. See Page 44.							10.35	9.50
658	Ogallala	" " 3213							D.	10.02
665	Roscoe	" " 3166							D.	10.10
678	Paxton	" " 3056							D.	11.04
690	Sutherland	" " 2959							D.	11.15
692	O'Fallons 42	" " 2938							D.	D.
696	Hershey	" " 2903							D.	D.
709	North Platte 42 { Buffalo Bill } Ar. 2802	Coach Seat Reservation Charge. See Page 44.	9.35	9.20	9.20	9.05	7.50	7.50	11.45	11.10
709	North Platte { north } " Lv. 2802	Coach Seat Reservation Charge. See Page 44.	10.40	10.25	10.25	10.10	8.55	8.55	12.55	12.40
715	Gannett	" " 2768							E.	E.
722	Maxwell (Old Ft. McPherson)	" " 2711							E.	E.
732	Brady	" " 2651							E.	E.
744	Gothenburg	" " 2563							E.	E.
755	Cozad	" " 2487							E.	E.
761	Darr	" " 2451							E.	E.
769	Lexington { Indian fights } " " 2389	Coach Seat Reservation Charge. See Page 44.							E.	E.
780	Overton { 1867 } " " 2318	Coach Seat Reservation Charge. See Page 44.							E.	E.
788	Elm Creek	" " 2265							E.	E.
795	Odessa	" " 2222							E.	E.
804	Kearney 43 { State Normal } " " 2149	Coach Seat Reservation Charge. See Page 44.	11.05	10.40	10.40	10.25	10.10	10.10	2.40	2.35
817	Gibbon	" " 2061							E.	E.
823	Shelton	" " 2019							E.	E.
831	Wood River	" " 1966							E.	E.
839	Alda	" " 1916							E.	E.
846	Grand Island 48, 49	Ar. 1864	12.34	12.19	12.19	12.04	10.49	10.49	3.30	3.20
846	Grand Island	" Lv. 1864	12.36	12.20	12.20	12.05	10.50	10.50	3.40	3.35
858	Chapman	" " 1766							E.	E.
868	Central City	" " 1701							E.	E.
879	Clarks (Gr. Pawnee Vil. 1805)	" " 1622							E.	E.
891	Silver Creek	" " 1548							E.	E.
901	Duncan	" " 1494							E.	E.
909	Columbus 44, 46, 48 { Loup River } " " 1447	Coach Seat Reservation Charge. See Page 44.	1.02	1.13	1.13	1.25	11.43	11.43	4.46	4.45
916	Richland { Hydro-electric Plant } " " 1401	Coach Seat Reservation Charge. See Page 44.							E.	E.
924	Schuyler	" " 1350							E.	E.
932	Rogers	" " 1312							E.	E.
939	North Bend	" " 1275							E.	E.
947	Ames	" " 1231							E.	E.
954	Fremont 4 { Named for } " " 1197	Coach Seat Reservation Charge. See Page 44.	2.06	1.51	1.51	1.36	12.21	12.21	5.40	5.40
965	Valley { Gen. Fremont } " " 1140	Coach Seat Reservation Charge. See Page 44.							E.	E.
969	Waterloo (Elkhorn River)	" " 1126							E.	E.
971	Elkhorn	" " 1166							E.	E.
990	Omaha (C.S.T.)	Ar. 1033	2.45	2.30	2.30	2.15	1.00	1.00	6.30	6.30
0	Omaha (C.M. St. P. & P.)	Neb. Lv. 1033	3.00	2.45	2.45	2.30	1.10	1.10	7.30	7.30
3	Council Bluffs	Iowa Ar. 983							E.	E.
65	Manila	" " 317							E.	E.
126	Perry	" " 965	5.06	4.51	4.51	4.36	3.06	3.06	10.35	10.35
207	Tama	" " 841							E.	E.
261	Marion (Cedar Rapids)	" " 841	7.19	7.04	7.04	6.49	5.09	5.09	2.25	2.25
350	Savanna (Dubuque)	Ill. " 596	8.40	8.25	8.25	8.10	6.32	6.32	4.40	4.40
408	Davis Jct.	" " 790							E.	E.
451	Elgin	" " 712	10.20	10.05	10.05	9.50	7.35	7.35	6.47	6.47
488	Chicago (C.S.T.)	Ill. Ar. 583	11.15	11.00	11.00	10.45	9.00	9.00	7.50	7.50
0	Omaha (Wahash)	Neb. Lv. 1033							E.	E.
414	St. Louis (C.S.T.)	Mo. Ar. 480							E.	E.

Independent Tours

The Union Pacific Railroad's Department of Tours is offering California Independent Vacation Tours of three, four or five days duration in Los Angeles or San Francisco. Included in the cost is railroad fare, taxicab transfers from railroad stations to hotels and return, a choice of three hotels at either city (reservations guaranteed in advance), and selected sightseeing trips. Meals are not included.

This is an excellent opportunity for independent travelers. Consult any Union Pacific travel representative.

Write Union Pacific Railroad, Dept. H, Omaha 2, Nebr., for

FREE COPY of Union Pacific folder map describing and illustrating in color, Hoover Dam, Las Vegas and the Lake Mead Recreation Area.

Name Bill Anderson
 Street Route 1
 City Wesley, Idaho

When Away From Home...

... remember this symbol of help for all travelers and newcomers in trouble. You will find the Travelers Aid lamp in all major rail terminals. Travelers Aid is a social service supported by voluntary contributions through Community Chests and United Funds.



Along the UNION PACIFIC route Travelers Aid is in —

- | | | |
|----------------|-----------|--------|
| Kansas City | Chicago | Denver |
| Long Beach | Portland | Ogden |
| Los Angeles | Spokane | Omaha |
| Salt Lake City | St. Louis | |

Family Travel Plan Tickets can be used for starting trips on Mondays, Tuesdays, Wednesdays and Thursdays.
 Good in sleeping cars or in coaches. Can be used for return any day of week.



UNION PACIFIC RAILROAD
AND CONNECTIONS

7038-B

RAND MCNALLY & CO.

3-59

Between Chicago, Omaha, Denver, Ogden, Salt Lake City and Los Angeles

WESTBOUND—Read Down							EASTBOUND—Read Up									
Train 5 Daily	Stream-liner City of Las Vegas 115 Daily	Dome-liner City of St. Louis 9 Daily	The Challenger 107 Daily	The Challenger 107 Daily	Dome-liner City of L. A. 103 Daily	M I L E S	Table No. 3 (Continued) The Overland Route Pacific Standard Time			Elevation	Dome-liner City of L. A. 104 Daily	The Challenger 108 Daily	The Challenger 108 Daily	Dome-liner City of St. Louis 10 Daily	Stream-liner City of Las Vegas 116 Daily	Train 6 Daily
D. 12.10	Tickets not accepted for travel between stations in Calif.	10.03	●	●	●	1613	LyBasin.....	Cal.	Lv	1217	●	●	●	Tickets not accepted for travel between stations in Calif.	D. 3.05	
D. 12.40	8.47	12.01	6.37	6.50	6.50	1647	" Yermo.....	"	Lv	1929				D. 2.35		
D. 1.25	8.48	12.05	6.40	6.55	6.55	1651	" Daggett.....	"	Lv	2007				D. 1.55		
D. 3.25	9.07	12.30	7.03	7.18	7.18	1680	" Barstow.....	"	Lv	2105			3.10	D. 1.55		
f 3.42	9.37	1.05	7.35	7.50	7.50	1692	" Oro Grande.....	"	Lv	2642			2.28	D. 1.55		
f 4.05						1697	" Victorville.....	"	Lv	2718				D. 1.55		
f 4.20						1705	" Hesperia.....	"	Lv	3191				D. 1.55		
f 4.45						1718	" Summit.....	"	Lv	3225				D. 1.55		
f 4.50						1718	" Summit.....	"	Lv	3225				D. 1.55		
f 4.50						1749	ArSan Bernardino.....	Lv	Lv	1076	6.08	6.08	5.53	1.00	9.40	
5.00	10.10	1.40	8.10	8.25	8.25	1741	LvSan Bernardino.....	Lv	Lv	1076	6.03	6.03	5.48	12.55	12.30	
5.30	10.30	2.00	8.30	8.45	8.45	1749	" Colton.....	Lv	Lv	979				12.15	12.15	
						1752	" Highgrove.....	Lv	Lv	947				11.59	11.59	
						1763	" Riverside.....	Lv	Lv	868	5.45	5.45	5.28	12.35	9.15	
						1771	" Mira Loma.....	Lv	Lv	784				11.30	11.30	
						1777	" ArOntario.....	Lv	Lv	979				11.30	11.30	
						1785	" Pomona.....	Lv	Lv	861				11.30	11.30	
						1792	" Walnut.....	Lv	Lv	532	5.15	5.15	5.00	12.05	8.45	
						1799	" Industry.....	Lv	Lv	310				11.20	11.20	
						1801	" Pico.....	Lv	Lv	183				11.20	11.20	
						1804	" Montebello.....	Lv	Lv	203				11.20	11.20	
						1811	" E. Los Angeles 7,8,9	Lv	Lv	161	4.50	4.50	4.35	11.35	8.20	
						1814	ArLos Angeles.....	Lv	Lv	293	4.30	4.30	4.15	11.15	8.00	
						1814	ArAlhambra.....	Lv	Lv	400	3.40	3.40	3.40	10.50	10.50	
						1823	ArPasadena.....	Lv	Lv	848	3.25	3.25	3.25	10.35	10.35	
						1823	ArGlendale (City).....	Lv	Lv	882	2.55	2.55	2.55	10.10	10.10	
						1827	ArAnaheim.....	Lv	Lv	162	2.55	2.55	2.55	10.05	10.05	
						1831	ArLong Beach.....	Lv	Lv	31	3.05	3.05	3.05	10.10	10.10	
						1838	ArSan Pedro.....	Lv	Lv	13	2.30	2.30	2.30	9.35	9.35	

Footnotes for Tables 4 to 12, Inclusive
 † Daily except Sunday.
 ‡ No. 306 leaves Provo daily except Saturdays.
 ▲ Daily motor coach service of the Union Pacific Stage Co. shown in tables 7, 8 and 9, is operated over public highways. Rail tickets honored.
 † Operated on call for revenue passengers.
 E Stops to take or let off passengers. Advance notice to U. P. ticket agent is necessary.
 † Trains 309 and 310 operate from June 21 through August 31, between Salt Lake City and Cedar City.
 † Motor bus connections with main line trains at East Los Angeles.
 † Las Vegas—Tonopah—Reno Stage Line, Inc.—Rail revenue tickets honored.
NOTE—For sleeping car and other equipment between Chicago—Cedar City, St. Louis—Cedar City, and Los Angeles—Cedar City, see Condensed Tables A and D, pages 6-7 and 12-13.

Coach Seat Reservation Charge on City of Los Angeles, City of St. Louis and on The Challenger. See Page 44.

Coach Seat Reservation Charge on City of Los Angeles, City of St. Louis and on The Challenger. See Page 44.

See tables 7, 8 and 9 on this page, for more complete motor bus schedules to and from East Los Angeles.

Chicago — Omaha — Salt Lake City — Cedar City St. Louis — Salt Lake City — Cedar City Los Angeles — Cedar City

Utah Parks Spec. 9-309 Daily	Utah Parks Spec. 103-309 Daily	Table No. 4 Condensed Schedule (Summer Season)	SEE NOTE	Utah Parks Spec. 310-104 Daily	Utah Parks Spec. 310-10 Daily
	5.45	Lv Chicago (C.M.St.P.&P.) (CST)			11.00
	2.00	Lv Omaha (Union Pacific)			2.30
4.05		Lv St. Louis (Wab.) (CST)			12.13
9.25		Lv Kansas City (Union Pacific)			6.50
9.55	6.45	Ar Salt Lake City (MST)		8.25	5.05
10.30	6.00	Lv Salt Lake City		Utah Ar	4.30
		Ar Cedar City (MST)		Utah Lv	10.00
310-9		Cedar City—Los Angeles		10-309	
10.00		Lv Cedar City (MST)		Utah Ar	6.00
6.20		Ar Las Vegas (PST)		Nev. Lv	7.00
2.00		Ar Los Angeles (PST)		Cal. Lv	11.15

Salt Lake City — Provo — Lyndyl

Mixed 307	Mixed 305	Mls.	Table No. 5 Mountain Standard Time	Elevation	Mixed 306	Mixed 308
† 2.00	0	Lv	Salt Lake City 3	Utah Ar	4251	† 12.15
† 2.30	7	"	Murray	" Ar	4350	† 11.40
3.05	17	"	Draper	" "	4510	11.10
† 3.25	25	"	Mount	" "	4806	† 10.50
† 4.05	31	"	Lehi	" "	4583	† 10.20
† 4.15	34	"	American Fork	" "	4618	† 10.00
† 4.35	37	"	Pleasant Grove	" "	4559	† 9.40
† 4.45	43	"	Geneva	" "	4863	† 9.20
† 5.15	48	Ar	Provo	Lv	4824	† 9.00
† 11.00	48	Lv	Provo	Ar	4524	
† 11.10	52	"	Springville	" "	4615	† 6.20
† 11.25	56	"	Spanish Fork	" "	4549	† 6.03
† 11.45	63	"	Payson	" "	4614	† 5.52
† 12.25	82	"	Starr	" "	4910	† 5.27
† 1.05	89	"	Neph.	" "	5120	† 5.10
† 1.35	96	"	Juab	" "	5236	† 4.45
† 2.15	111	"	Parley	" "	4931	† 4.15
† 3.00	134	Ar	Lyndyl 3	Lv	4796	† 3.45

Local freight with combination coach-baggage car.

Local freight with combination coach-baggage car.

East Los Angeles — Pasadena — Glendale

	Motor Bus 109	Motor Bus 103	Table No. 7 Pacific Time	Motor Bus 110	Motor Bus 104
	1.45	8.30	Lv East Los Angeles	Ar	11.15
	2.05	8.50	" Alhambra City	Lv	10.50
	2.20	9.05	" Pasadena Depot	"	10.35
	2.45	9.25	Ar Glendale City	Lv	10.10
				Lv	2.55

East Los Angeles — Long Beach — San Pedro

	Motor Bus 209	Motor Bus 203	Table No. 8 Pacific Time	Motor Bus 210	Motor Bus 204
	1.45	8.30	Lv East Los Angeles	Ar	11.10
	E	E	Lv Bell (Maywood)	Lv	E
	E	E	" Lakewood	"	E
	2.35	9.20	Ar Long Beach City	Lv	10.10
	3.05	9.50	Ar San Pedro	Lv	9.35
				Lv	2.30

East Los Angeles — Whittier — Anaheim

	Motor Bus 309	Motor Bus 303	Table No. 9 Pacific Time	Motor Bus 310	Motor Bus 304
	1.45	8.30	Lv East Los Angeles	Ar	11.10
	2.05	8.50	" Whittier	Lv	10.50
	E	E	" La Habra	"	E
	2.40	9.25	" Fullerton	"	10.15
	2.50	9.35	Ar Anaheim	Lv	10.05
				Lv	2.55

Las Vegas—Boulder City—Hoover Dam—Lake Mead

Schedule No. 2 Daily	Schedule No. 1 Daily	Table No. 10 Pacific Time	Schedule No. 1 Daily	Schedule No. 2 Daily
1.00	8.00	Lv Las Vegas	Nev. Ar	12.30
2.10	9.10	Ar Boulder City	" Lv	11.45
2.10	9.10	Lv Boulder City	" Lv	11.45
2.55	9.55	Ar Hoover Dam	" Lv	10.30
			" Lv	3.30

Lund — Cedar City

Train 309 Daily	Motor Bus Daily	Motor Bus Daily	Mls.	Table No. 12 Mount. Time	Motor Bus Daily	Motor Bus 310 Daily	Train 310 Daily
3.45	3.00	3.15	0	Lv Lund 3	Utah Ar	1.00	12.10
6.00	4.00	4.15	33	Ar Cedar City	" Lv	11.59	11.10
							10.00

Between Chicago, Omaha, Denver, Ogden and San Francisco

WESTBOUND—Read Down				Table No. 14				EASTBOUND—Read Up			
Train 27 Daily	Stream-liner City of San Francisco 101 Daily	M I L E S				Eleva-tion	Stream-liner, City of San Francisco 102 Daily	Train 28 Daily			
The Overland Route											
The Milwaukee Road											
	△	6.00	0	Lv Chicago (C.S.T.)	Ill.	Ar 590	△	11.15			
		2.05	488	Ar Omaha	Neb.	Lv 1033		3.00			
UNION PACIFIC											
	○	10.15	2.15	0	Lv Omaha (C.S.T.)	Neb.	Ar 1033	2.45	6.30		
		4.05	6.05	281	Ar North Platte	"	Lv 2802	10.40	12.40		
(Mountain Standard Time)											
		3.30	5.10	281	Lv North Platte	"	Ar 2802	9.35	11.10		
		7.55	8.40	507	Ar Cheyenne	Wyo.	Lv 6060	6.20	7.30		
		A4.05		0	Lv St. Louis (Wabash) (C.S.T.)	Mo.	Ar 480				
		9.25		0	Lv Kansas City (Union Pacific)	Mo.	Ar 748				
		8.40		640	Lv Denver (M.S.T.)	Colo.	Ar 5188				
		□		746	Ar Cheyenne	Wyo.	Lv 6060				
		8.55	8.50	507	Lv Cheyenne (M.S.T.)	"	Ar 6060	6.10	5.15		
		8.00	5.45	990	Ar Ogden ⊕ (M.S.T.)	Utah	Lv 4298	9.35	7.00		
		7.30		0	Lv Salt Lake City ⊕ (M.S.T.)	"	Ar 4251		7.30		
SOUTHERN PACIFIC											
		9.35	6.05	990	Lv Ogden (M.S.T.)	Utah	Ar 4298	9.10	6.20		
				1014	Promontory (P.S.T.)	"	Lv 4216				
				1038	Lakeside (Great Salt Lake Cut-off)	"	Lv 4218				
				1093	Lucin	"	Lv 4473				
				1111	Montello (Pilot Peak, South)	Nev.	Lv 4876				
				1128	Cobre	"	Lv 5920				
				1166	Wells (Humboldt River)	"	Lv 5629				
				1184	Death (Ruby Range to South)	"	Lv 5343				
				1217	Elko (Elk Range to south)	"	Lv 5062	3.58	12.44		
				1239	Carlin	"	Lv 4896	3.35	12.21		
				1247	Palisade (Palisade Canyon)	"	Lv 4854				
				1265	Beowawe (Shoshone Range)	"	Lv 4690				
				1297	Battle Mountain	"	Lv 4514				
				1339	Golconda (Hot Spgs. Range north)	"	Lv 4391				
				1356	Winnemucca (Sonoma Range, so)	"	Lv 4332				
				1389	Imlay (Star Peak Mount to west)	"	Lv 4195				
				1429	Lovelock (Humboldt River to Wells)	"	Lv 3978				
				1485	Hazen (U. S. Irrig proj to south)	"	Lv 4010				
				1497	Fernley	"	Lv 4155				
				1528	Sparks	"	Lv 4423				
				1530	Reno	"	Lv 4496	10.50	6.50		
				1565	Truckee (To Lake Tahoe)	Cal.	Lv 5825	9.45	5.46		
				1582	Soda Springs	"	Lv 6758				
				1606	Blue Canon (American Riv Canyon)	"	Lv 4699				
				1630	Colfax	"	Lv 2424				
				1648	Auburn	"	Lv 1273				
				1653	Newcastle	"	Lv 963				
				1658	Loomis	"	Lv 402				
				1666	Roseville	"	Lv 168				
				1683	Sacramento	Ar	Lv 42	6.20	2.33		
				1683	Sacramento (State Capital)	Ar	Lv 42	6.10	1.50		
				1697	Davis	"	Lv 51				
				1723	Suisun-Fairfield	"	Lv 7	5.21	1.00		
				1741	Martinez (Carquinez Straits)	"	Lv 7		12.34		
				1746	Crockett (Benicia Vallejo)	"	Lv 10		12.21		
				1760	Richmond	Ar	Lv 38		11.59		
				1766	Berkeley	"	Lv 16	4.25	11.49		
				1770	Oakland (16 St.)	Ar	Lv 9	4.15	11.40		
				1775	San Francisco (P.S.T.)	Cal.	Lv 8	3.40	11.00		

Footnotes for Page 30

(f) Stops only on signal.
 □ Via Cut-off; not via Cheyenne.
 △ Limited handling of checked baggage on these trains; consult agent.
 A See tables 24 and 30 for service between St. Louis, Kansas City, Denver and Cheyenne.
 B Stops to let off paying passengers from Ogden and beyond; also to take for Reno and beyond.
 E Stops to let off paying passengers from Ogden or beyond; also to take for Sacramento or beyond.
 H Stops to let off paying passengers from Ogden or beyond; also to take for Berkeley, Stockton and beyond.
 L Stops to let off paying passengers from Reno and beyond; also to take for Berkeley or beyond.
 M Stops to take paying passengers for Ogden or beyond; also to let off from Sacramento or beyond.
 N Stops to take paying passengers for Ogden and beyond; also to let off from Reno or beyond.
 O Stops to take on or let off paying passengers from or to Ogden or beyond.
 P Stops to take paying passengers for Ogden or beyond; also to let off from Berkeley, Stockton or beyond.
 ⊕ See table 31 for service between Ogden and Salt Lake City.
 ○ Between Omaha and Ogden Nos. 27 and 28 carry only a rider coach for passengers; no dining car; no sleeping car. Coach seat reservation charge between Ogden and San Francisco.
 ■ Leaves and arrives from Market Street station.
 ● Leaves and arrives from Third Street station. (C.S.T.) Central standard time. (M.S.T.) Mountain standard time. (P.S.T.) Pacific standard time.
 ♦ Mileage shown on mile posts is from Council Bluffs. See General Information, page 2.

Rail—Auto Travel Plan
 Ask your Ticket Agent for information and about arrangements. You can . . .

RENT A NEW CAR
 at your train destination.

This plan makes it easy for you to have a car ready for your convenience when you reach the end of your train journey.

DRIV-UR-SELF RENTAL STATIONS
 are located in many cities in the United States and Canada.
 Ask your Railroad Ticket Agent about the plan.

San Francisco, Sacramento and Los Angeles (Via Southern Pacific)

Via Valley Line						Table No. 15						Via Coast Line									
60 Daily	58 Daily	52-54 Daily				51-53 Daily	57 Daily	59 Daily				74-76 Daily	98 Daily	90 Daily	Table No. 16			91 Daily	99 Daily	75-73 Daily	
			Lv San Francisco	Cal.	Ar 7.05	8.40						8.00	7.15	12.20	Lv San Francisco	Cal.	Ar 4.25	5.00	7.30		
			Ar Oakland (16th St.)	"	Lv 6.25	8.00						9.11	8.06	1.40	Ar San Jose	"	Lv 3.15	4.05	6.13		
			Ar Martinez	"	Lv 5.20	5.05									Lv Oakland (Jack London Square)	"	Ar 5.10	7.30			
			Lv Sacramento	"	Ar 5.45	7.00									Ar San Jose	"	Lv 4.10	6.20			
			Lv Stockton	"	Ar 4.30	5.50															
			Lv Tracy	"	Ar 4.05	3.50									Lv San Jose	"	Ar 2.45	3.53	5.55		
			Lv Modesto	"	Lv 3.20	4.58									Lv Watsonville Jct.	"	Lv 1.25	2.48	4.48		
			Lv Fresno	"	Lv 1.20	1.35									Lv Salinas	"	Lv 12.30	2.34	4.19		
			Lv Bakersfield	"	Lv 11.05	10.50									Lv San Luis Obispo	"	Lv 8.00	11.51	1.16		
			Lv Los Angeles	Cal.	Lv 5.40	5.15									Lv Santa Barbara	"	Lv 3.45	9.30	10.34		
															Ar Los Angeles	Cal.	Lv 12.15	7.15	8.00		

Between Chicago, Omaha and Spokane, Portland, Tacoma and Seattle

WESTBOUND—Read Down

EASTBOUND—Read Up

Table No. 20 The Overland Route

See Tables Nos. 1 and 2 for complete schedules between Omaha and Green River

Dome- liner City of St. Louis 9 Daily	Portland Rose 17 Daily	Mail and Express -27-35 11 Daily	Dome- liner City of Portland 105 Daily	M I L E S	Eleva- tion	Dome- liner City of Portland 106 Daily	Mail and Express 12-36 28 Daily	Portland Rose- 18 Daily	Dome- liner City of St. Louis 10 Daily
	8.30 8.10	●	4.00	488 Ar	590	9.00		8.50	
			11.59	488 Ar	1033	1.10	●	7.30	
	10.15 7.45	10.15 7.55	12.10	0 Lv	1033	1.00	6.30	6.30	
				507 Ar	8060		6.30	7.45	
	Y 4.05 9.25 7.55	Y 9.15 8.25 6.25	7.45	0 Lv	480			Y 7.45	Y 12.13
				8 Lv	748			10.45	6.50
				640 Ar	5188	3.45		10.10	6.20
				640 Lv	5188	3.20			
				746 Ar	8060			9.45	
								7.35	
	9.15 10.40 10.50	8.55 10.25 10.35	10.54	507 Lv	8060		5.15	7.10	
	3.30	3.45	10.55	563 Ar	7151	12.30	3.45	5.40	
	4.10	4.00	10.55	563 Lv	7151	12.29	3.35	5.30	
	4.45		2.50	814 Ar	8083	8.35	10.45	12.35	
	5.13		3.00	814 Lv	8083	8.25	10.30	11.40	
	5.45			844 Ar	8271				
				869 Ar	8669			E	
				884 Ar	8913	7.10		10.25	
				895 Ar	8638			10.05	
				900 Ar	8525			E	
				928 Ar	6191			9.00	
				942 Ar	8036			E	
				952 Ar	5972			E	
				959 Ar	5942	5.50		8.15	
				971 Ar	5906			E	
				990 Ar	6779			7.26	
				998 Ar	5733			E	
				1001 Ar	5587			E	
				1006 Ar	5423			E	
				1018 Ar	6278			7.01	
				1022 Ar	5148			E	
				1024 Ar	5072			6.37	
				1029 Ar	4929			E	
				1036 Ar	4752			6.20	
				1041 Ar	4614			E	
				1046 Ar	4528			E	
				1058 Ar	4463	4.05		5.50	
				0 Lv	4463		1.50		
				158 Ar	6665	7.30		7.30	
				0 Lv	8665			7.30	50
				158 Ar	4463			12.30	Daily
				0 Lv	4251		7.30	9.55	7.30
				36 Lv	4298		6.05	8.35	6.05
				170 Ar	4463		3.00	5.35	3.00
				1058 Lv	4463	4.00	2.00	5.10	10.30
				1074 Ar	4417			T	
				1089 Ar	4337		1.18	4.31	9.30
				1100 Ar	4401			4.31	9.10
				1117 Ar	4282		12.45	3.55	8.50
				1133 Ar	4072			E	
				1138 Ar	4080			E	
				1168 Ar	3970	2.17		3.00	Runs from Buhl See Table 60
				0 Lv	3970		2.10	2.55	
				69 Ar	5816		12.10	12.55	
				0 Lv	5816		4.25	4.05	
				69 Ar	3970		2.25	3.05	
				1168 Lv	3970	2.17	11.50	3.00	
				1182 Ar	3576		11.25	2.37	
				1195 Ar	3265		11.10	T	
				1211 Ar	2532		10.50	T	
				1218 Ar	2582	1.25	10.40	1.50	
				1218 Lv	2582	1.25	10.30	1.40	
				1227 Ar	2544			T	
				1236 Ar	3089			T	
				1246 Ar	3148		9.55	1.05	
				1267 Lv	3157			T	
				1293 Ar	2692	12.10	9.05	12.10	
				1293 Lv	2692	12.10	8.55	12.05	
				1301 Ar	2605		8.37	T	
				1312 Ar	2489	11.45	8.25	11.40	
				1312 Lv	2489	11.45	8.15	11.30	
				1321 Ar	2375		8.00	11.15	
				1328 Ar	2326			T	
				1336 Ar	2231			10.55	
				1344 Ar	2186		7.33	10.45	
				1347 Ar	2178			T	
				1354 Ar	2160		7.20	10.30	
				1358 Ar	2154		7.08	10.18	
				1371 Ar	2121		6.55	10.05	
				1385 Ar	2085			T	
				1394 Ar	2116	10.25	6.20	9.35	

Footnotes for Pages 32 and 33

- ♦ Motor bus. This service is provided passengers arriving or departing Shoshone and holding through rail tickets to and from Sun Valley or Ketchum, Idaho.
- * Connecting Sleeping Car service to and from West Yellowstone during park summer season from June 22 to September 3.
- Via Ogden, thence No. 104 to Chicago.
- ⊗ No. 17 originates at Kansas City, Mo. and No. 18 terminates there; and there is connecting service to and from St. Louis, Mo. Nos. 7 and 8 from and to Omaha connect with Nos. 17 and 18 at Cheyenne.
- Nos. 11 and 12 run between Pocatello and Portland and carry only a rider coach for passengers; no sleeping car; no dining car. At Pocatello they connect with Nos. 35 and 36 from and to Ogden, where connections are made with Nos. 27 and 28 from and to Omaha.
- Runs via Denver and Cut-off, not via Cheyenne.
- * Daily.
- (f) Stops only on signal.
- A Stops to let off paying passengers from Tacoma and beyond; also to take for Vancouver and beyond.
- D Stops to take paying passengers for Wallula or beyond.
- E Stops to take paying passengers for Green River and beyond; also to let off from Pocatello and beyond.
- H Stops to take on paying passengers for Hinkite and beyond.
- K Stops to take paying passengers for Vancouver and beyond.
- L Stops to let off paying passengers from Green River and beyond; also to take for Pocatello and beyond.
- M Stops to let off paying passengers from Wallula and beyond.
- N Stops to let off paying passengers from Pocatello or beyond.
- O Stops to take on paying passengers for Pocatello or beyond.
- S No. 105 stops to let off paying passengers from Omaha or beyond and to take paying passengers for Portland or beyond. No. 106 stops to let off paying passengers from Portland or beyond and to take paying passengers for Omaha or beyond.
- T Stops to take paying passengers for Pocatello, Ogden or beyond; also to let off from Huntington and beyond.
- U Stops to let off paying passengers from Vancouver and beyond; also to take for Tacoma, Seattle and beyond.
- V Stops to let off paying passengers from Portland and beyond on Tuesdays only.
- Y For service between St. Louis, Denver and Cheyenne, see tables 24 and 30.
- Z Stops to let off paying passengers from Ogden, Pocatello, and beyond; also to take for Huntington and beyond.

(Continued on next page)

Between St. Louis, Kansas City, Topeka, Salina and Denver

WESTBOUND—Read Down				EASTBOUND—Read UP				Junction City - Concordia							
Table No. 24				The Overland Route				Table No. 25							
(Central Standard Time)				(Central Standard Time)				(Central Time)							
Passenger 69-369 Daily	Portland Rose 17 Daily	Dome-liner City of St. Louis 9 Daily	MILES	Elevation	Dome-liner City of St. Louis 10 Daily	Portland Rose 18 Daily	Passenger 370-70 Daily	Mis.	Table No. 25						
									Jet. City... Kan. Ar						
	4.05	9.15	4.05	0 Lv	St. Louis (Wab.)	Mo. Ar	480	12.13	7.45	7.45	0	8	Alida	"	LV
	8.55	5.00	8.55	278 Ar	Kansas City	"	748	7.15	11.50	11.50	14	14	Milford	"	"
				0 Lv	Kansas City (U. P.)	"	748	6.50	10.45	7.00	18	18	Wakefield	"	"
	11.00	8.25	9.25	2	Kansas City	Kan.	755	B.	B.	6.33	28	28	Broughton	"	K
	11.08	A.	A.	10	Muncie	"	777	B.	B.	6.22	33	33	Clay Center	"	"
	A.	A.	A.	14	Edwardsville	"	778				41	41	Idana	"	"
	A.	A.	A.	18	Bonner Springs	"	793			6.13	46	46	Brownvale	"	"
	A.	A.	A.	21	Loring	"	786			6.08	52	52	Miltondale	"	"
	A.	A.	A.	24	Lenape	"	787				52	52	Concordia	"	LV
	A.	A.	A.	28	Linwood	University of Kansas	796			5.58	73	73	Ar		
	11.49	9.04	10.04	40	Lawrence 50	"	825	5.54	9.50	5.46					
	A.	A.	A.	49	Williamstown	"	850			5.34					
	A.	A.	A.	52	Perry	"	861			5.29					
	A.	A.	A.	58	Newman	"	876			5.17					
	A.	A.	A.	61	Grantville	"	880	5.28	9.20	5.10					
	12.45	9.33	10.32	68	Topeka (Kan. Capital)	"	903								
	A.	A.	A.	75	Kiro	"	913			4.51					
	A.	A.	A.	84	Silver Lake	"	927			4.41					
	A.	A.	A.	92	Rossville	"	956			4.30					
	f 1.09			98	St. Marys (St. Mary Col.)	"	958			4.20					
	A.	A.	A.	105	Belvue	"	997			4.13					
	f 1.20			112	Wamego	"	991			4.05					
	A.	A.	A.	119	St. George	Kansas State College	1011	4.38	8.25	3.57					
	1.45	10.28	11.25	119	Manhattan	"	1032								
	A.	A.	A.	128	Eureka Lake	"	1042			3.36					
	A.	A.	A.	130	East Funston	"	1048			3.32					
	2.08	10.46		136	Ft. Riley (Army Post)	"	1062			3.25					
	2.20	10.51	11.49	149	Junction City	Ar	1075	4.05	8.00	3.25					
	2.30	10.56	11.54	140	Junction City	LV	1075	3.55	7.50	3.15					
	A.	A.	A.	152	Chapman	"	1110			2.59					
	A.	A.	A.	159	Detroit (Enterprise)	"	1132			2.53					
	2.58	N.	N.	164	Ablene	"	1151	O.	7.25	2.48					
	A.	A.	A.	168	Sand Spring	"	1169			2.35					
	A.	A.	A.	180	New Cambria	"	1196			2.26					
	3.35	11.45	12.40	187	Salina 27, 28	LV	1223	2.57	7.00	2.20					
	4.10	11.53	12.47	187	Salina (Smoky Hill)	Ar	1223	2.51	6.50	2.00					
	f 4.20			201	Bavaria	"	1268			1.20					
	4.30			212	Brookville	"	1350			1.10					
	f 4.45			219	Carnelo	"	1548			12.45					
	4.58			219	Kanopolis (Salt Mines)	"	1582			12.35					
	5.10	N.	N.	224	Ellsworth	"	1534	X.	6.10	12.29					
	f 5.22			232	Black Wolf	"	1564			12.12					
	5.35			240	Wilson	"	1684			12.01					
	5.45			246	Dorrance	"	1726			11.50					
	5.57			253	Bunker Hill	"	1858			11.40					
	6.22	N.	N.	263	Russell	"	1825	X.	5.30	11.25					
	6.37			272	Gorham	"	1909			11.07					
	f 6.41			276	Walker	"	1941			11.01					
	6.47			280	Victoria	"	1915			10.55					
	7.10	1.37	2.22	290	Hays (Fl. Hays College)	"	1994	1.00	5.03	10.37					
	8.00	1.53	2.55	303	Ellis (Cent. Stand. Time)	Ar	2114	12.47	4.45	10.15					
	Set back one hour			303	Ellis (M'n Stand. Time)	Ar	2114	11.39	3.36	8.45					
	f 7.30	1.01	2.04	314	Ogallah	LV	2377			f 8.15					
	8.01	N.		322	Wakeeney	"	2457			3.18					
	f 8.23			336	Collyer	"	2580			f 7.16					
	f 8.40			343	Quinter	"	2665			f 7.05					
	f 8.50			351	Buffalo Park	"	2749			f 6.50					
	f 9.01			356	Grainfield	"	2814			f 6.43					
	f 9.14			365	Grinnell	"	2909			f 6.27					
	f 9.22			371	Campus	"	2987			f 6.18					
	9.50	2.11	3.15	377	Oakley 28 (See Note ①)	"	3051	10.27	2.26	6.10					
	10.03			386	Monument	"	3182			f 5.33					
	10.13			394	Page City	"	3239			f 5.20					
	10.20			399	Winona	"	3324			f 5.12					
	10.32			408	McAllaster	"	3158			f 4.59					
	10.49			421	Wallace	"	3312			f 4.43					
	11.30	2.59	4.03	430	Sharon Springs	"	3442	9.40	1.35	4.30					
	11.47			442	Weskan	Kan. Colo.	3843			f 3.15					
	12.37			463	Cheyenne Wells	"	4280			T. 2.40					
	12.55			474	First View (Rocky Mts)	"	4577			f 2.20					
	1.17			488	Kit Carson (directly west)	"	4286			1.55					
	f 1.35			500	Wild Horse	"	4459			f 1.30					
	f 1.45			508	Aroya	"	4557			f 1.19					
	f 1.53			518	Boycro	"	4734			f 1.05					
	2.42	4.30	5.35	536	Hugo	"	6034	8.10	11.52	12.40					
	3.12	4.46	5.58	551	Limon	"	5355	7.51	11.33	11.40					
	f 3.22			557	River Bend	"	5493			11.15					
	f 3.37			567	Buick	"	5602			10.59					
	f 3.44			572	Agate (Antelope Range)	"	5457			10.50					
	4.01			584	Deer Trail	"	5185			10.30					
	f 4.27			597	Byers	"	5202			10.08					
	f 4.35			603	Strasburg	"	5381			f 9.59					
	f 4.45			609	Bennett	"	5484			f 9.51					
	f 5.01			618	Watkins (Rocky Mts)	"	5523			f 9.39					
	6.15	6.25	7.55	640	Denver 17, 18, 30 (15 mi. west)	LV	5188	6.20	10.10	8.15					

For equipment see pages 6 to 21, inclusive.

For explanation of reference marks see, page 35.

Between Denver, Cheyenne and Salt Lake City

WESTBOUND—Read Down										EASTBOUND—Read Up										
Motor Bus Daily	Motor Bus Daily	Motor Bus Daily	Motor Bus Daily	Motor Bus Daily	City of Portland 105 Daily	City of Portland 17-7 Daily	City of St. Louis 9 Daily	MILES	Station	State	Elevation	City of St. Louis 10 Daily	City of Portland 8-18 Daily	City of Portland 106 Daily	Motor Bus Daily	Motor Bus Daily	Motor Bus Daily	Motor Bus Daily	Motor Bus Daily	Motor Bus Daily
2.45	7.15	11.15	1.30	7.00	8.10	6.50	8.40	0	Denver 17, 18, 24	Colo.	Ar 5188	5.45	9.45	3.20	9.45	8.50	1.15	5.00	7.00	11.20
3.20								14	Henderson	"	Lv 5039									
3.30								19	Brighton 17	"	" 4979				8.45					
		11.50		7.35				26	Lupton	"	" 4906				8.35					
		12.01		7.45				35	Platteville	"	" 4817									
								40	Gilcrest	"	" 4752									
								46	La Salle 17, 18	"	" 4681									
								48	Evans	"	" 4649									
4.05	8.30	12.30	2.45	8.15		7.45	9.35	52	Greeley 17	Colo.	Ar 4648	4.35	8.36		8.10		11.55	3.20	5.40	10.00
								56	Lucerne	Wyo.	" 4747									
								59	Eaton	"	" 4631									
		12.43		2.58				63	Ault	"	" 4935				7.45					
		12.50		3.05				67	Pierce	"	" 5032				7.40					
		12.55		3.10				72	Nunn	"	" 5185				7.35					
		1.00		3.15				86	Carr	"	Lv 5702				7.25					
								98	Speer	Wyo.	" 6361									
6.15	9.45	1.45	4.00	9.45				106	Cheyenne 1, 2	Wyo.	Lv 5060		7.35		7.00	6.20	10.50	2.15	4.30	8.60
								106	Cheyenne	Wyo.	Ar 6060		7.10							
								162	Laramie	Wyo.	Lv 7161	2.35	5.40	12.30						
								182	Laramie (Snowy Range to west)	"	Ar 7151	2.30	5.30	12.29						
								202	Rock River (Oilfields 18 mi. sou)	"	Lv 6910									
								219	Medicine Bow	"	" 8564									
								239	Hanna (Coal Mines)	"	" 6775									
								279	Rawlins (State Penitentiary)	"	" 6747	12.40	3.15	10.46						
								398	Rock Springs (Coal Mines)	"	" 6263		12.56	8.55						
								413	Green River (Picturesque Cliffs)	"	Lv 6083	10.15	12.35	8.35						
								413	Green River	Wyo.	Ar 6083	10.05	11.55	8.25						
								513	Evanston	Utah	Lv 6745	8.24	10.02							
								589	Ogden	Utah	Lv 4298	6.45	8.15							
								589	Ogden	Utah	Ar 4298	6.00	7.15							
								625	Salt Lake City	Utah	Lv 4251	5.05	6.20							

Distance between Denver and Salt Lake City via cut-off is 613 miles; via Cheyenne is 625 miles.

Between Ogden and Salt Lake City

Table No. 31 (Mountain Time)																				
		5 Daily	9 Daily	103 Daily	107 Daily	36 Daily	Mi.	Station	State	10 Daily	108 Daily	104 Daily	6 Daily	35 Daily						
		8.00	9.05	6.00	5.30	6.40	0	Lv Ogden 1, 2, 36	Utah	Ar 6.00	8.55	9.10	7.15	8.20						
							6	Roy	Utah	Lv										
							10	Clearfield	Utah	Lv										
							15	Layton	Utah	Lv										
							17	Kaysville	Utah	Lv										
							21	Farmington	Utah	Lv										
							26	Centerville	Utah	Lv										
							28	Woods Cross	Utah	Lv										
							31	North Salt Lake	Utah	Lv										
		8.50	9.55	6.45	6.25	7.30	36	Ar Salt Lake 1, 2	Utah	Lv 5.05	8.10	8.25	6.20	7.30						

Echo—Coalville—Park City									
Table No. 32 (Mountain Time)									
Mis.	Station	State	Mis.	Station	State	Mis.	Station	State	Mis.
0	Lv Echo	Utah	Ar						
13	" Coalville	"	Lv						
18	" Wanship	"	Lv						
28	Ar Park City	"	Lv						

Laramie—Centennial—Coalmont									
Table No. 33 (Mountain Time)									
Mixed	Mis.	Station	State	Mixed	Mis.	Station	State	Mixed	Mis.
▲	8.00	0	Lv Laramie	Wyo.	Ar	‡	3.20		
f	8.31	15	" Miller	"	Lv	f	2.49		
f	8.38	15	" Milbrook	"	Lv	f	2.40		
f	9.08	30	" Centennial	"	Lv	f	2.13		
f	9.58	40	" Albany	"	Lv	f	1.30		
f	11.35	55	" Fox Park	"	Lv	f	12.01		
f	1.12	74	" Kings Canon	Colo.	Lv	f	10.10		
f	1.40	80	" Northgate	"	Lv	f	9.32		
▲	3.45	92	" Walden	"	Lv	‡	9.00		
		111	Ar Coalmont	Wyo.	Lv				

Walcott—Saratoga—Encampment									
Table No. 34 (Mountain Time)									
Mis.	Station	State	Mis.	Station	State	Mis.	Station	State	Mis.
0	Lv Walcott 1, 2	Wyo.	Ar						
7	" Meads	"	Lv						
12	" Overland	"	Lv						
21	" Fish Hatchery	"	Lv						
24	" Saratoga	"	Lv						
28	" Dahlstrom	"	Lv						
30	" Davis	"	Lv						
33	" Cow Creek	"	Lv						
40	" Canyon	"	Lv						
44	Ar Encampment	Wyo.	Lv						

Footnotes for Pages 34 and 35

- ▲ Operates June 1 to Sept. 15 inc.
- NOTE ☒ — See tables 20 and 20A for detail schedules to Pacific Northwest
- Domeliner trains; see table 3, page 28.
- (f) Stops on signal.
- NOTE ◆ — See table 14 for detail schedules to San Francisco.
- NOTE ⊕ — See table 3 for detail schedules to Los Angeles.
- ◇ Via cut-off; not via Cheyenne.
- * Daily.
- † Daily except Sunday.
- Mixed train.
- ‡ Tuesday, Thursday and Saturday only.
- ▲ No. 105 stops to take paying passengers for Pocatello or beyond. No. 106 stops to let off paying passengers from Pocatello or beyond.
- Southwestern Greyhound Bus Lines connections with streamliners west-bound or eastbound at Cheyenne—rail tickets honored.
- Local freight; limited space, hand baggage only; caboose for passengers.
- ‡ Stops to let off rail transfer pasngrs.
- ⊙ Mountain Time on the main line but trains to or from Oakley on the Colby branch line use Central Time.
- ▲ Monday, Wednesday and Friday only.
- ▲ Stops to let off paying passengers from Denver and beyond.
- ▲ Stops to take or let off passengers.
- ▲ Stops to let off paying passengers from Granger or beyond, also to take paying passengers for Denver or beyond.
- ▲ Freight service only.
- ▲ Stops to let off paying passengers from Topeka, Lawrence and Kansas City or beyond; also to take for Denver or beyond.
- Stops to let off paying passengers from Denver or beyond; also to take for Kansas City or beyond.
- ▲ Stops to let off paying passengers for points on the Solomon-Beloit branch; also to take for Denver and beyond.
- ▲ Stops to let off paying passengers from Denver and beyond; also to take for Salina and east thereof where train is scheduled to stop.
- ▲ Conditional stop; see tables 1 and 2.
- ▲ Stops to let off paying passengers from Denver and beyond; also to take for Topeka, and for Kansas City and beyond.
- ▲ Stops to let off paying passengers from east of Denver; also to take for Laramie or scheduled stops beyond.

Between Salt Lake City, Ogden, Pocatello, West Yellowstone and Butte

WESTBOUND—Read Down

Table No. 36 The Overland Route

For other trains between Salt Lake and Ogden see Table No. 31.
(Mountain Standard Time)

EASTBOUND—Read Up

WESTBOUND—Read Down				Table No. 36 The Overland Route		EASTBOUND—Read Up			
Yellowstone Special 35-31 Daily	Northwest Special 10-33 Daily	Butte Special 35 Daily	MILES	Station	Elevation	Butte Special 36 Daily	Northwest Special 34-9 Daily	Yellowstone Special 32-36 Daily	
7.30	5.05	7.30	0	Lv Salt Lake City 1, 2, 3, 4, 20, 31, 40	Utah	Ar 4251	7.30	9.55	7.30
8.20	6.00	8.20	36	Ar Ogden 1, 2, 3, 4, 31, 38, 40	"	Lv 4298	6.40	9.05	6.40
8.50	6.30	8.50	0	Lv Ogden (Ogden Canyon)	"	Ar 4274	6.05	8.35	6.05
E	B		9	Hot Springs (Mineral Springs)	"	"	A	B	H
E	B		14	Willard (Great Salt Lake to west)	"	"	A	B	H
9.20	7.02	9.20	21	Brigham City 38	Wasatch Mts.	"	B	8.05	5.35
E	B		30	Honeyville	to east	"	A	B	H
E	B		36	Dewey (Bear River)	"	"	A	B	H
E	B		40	Collinston	"	"	A	B	H
E	B		45	Wheelon (Bear River Canyon)	"	"	A	B	H
10.05	7.42	10.05	49	Cache Junction 37	"	"	A	4.56	7.25
E	B		57	Tranton	"	"	A	7.11	4.56
E	B		61	Cornish	"	"	A	7.06	4.29
E	B		62	Uida (Utah-Idaho boundary)	"	"	A	B	H
E	B		65	Weston	Idaho	"	A	7.00	H
10.18	7.52		71	Daxton (Battle Creek Butte to east)	"	"	f 4.19	6.52	f 4.19
E	B		75	Clifton	"	"	A	B	H
E	B		81	Oxford	"	"	A	B	H
E	B		81	Swan Lake (Red Rock Pass)	"	"	A	B	H
10.59	8.30	10.59	95	Downey (Oxford Peak to east)	"	"	A	8.27	3.55
E	B		100	Virginia	"	"	A	B	H
E	B		105	Arimo	"	"	A	8.15	H
11.20	8.45		111	McCammion 20 (Columbar basalt)	"	"	Lv 4751	3.35	f 3.35
E	B		111	McCammion	"	"	Ar 4751	3.35	f 3.35
11.20	8.15		121	Inkom	"	"	Lv 4522	5.48	f 5.48
E	B		134	Pocatello 20 (Portneuf River)	"	"	Lv 4463	3.00	3.00
11.50	9.45		134	Pocatello	"	"	Ar 4463	2.20	1.50
12.30			140	Ft. Hall Indian Reservations-Bannocks and Shoshones	"	"	Lv 4459		
E	B		146	Fort Hall	"	"	f 1.52		
E	B		151	Gibson	"	"	"		
f 1.10			151	Blackfoot 58	"	"	4500	1.39	f 12.30
E	B		158	Firth (Snake River)	"	"	4568	f 1.25	
E	B		176	Shelley (3 Buttes west, Caribou Pk. north)	"	"	4627	1.17	
E	B		185	Idaho Falls 39, 40, 57, 58	"	"	Lv 4708	1.03	11.50
E	B		0	Idaho Falls	Idaho	"	Ar 4708		11.30
2.45			37	St. Anthony 57, 58 (Snake River)	"	"	Lv 4971		11.30
4.24			51	Ashton 39, 40 (Grand Teton Nat Park)	"	"	8255		10.30
5.10			Ar	W. Yellowstone 39 (West Entrance to Yellowstone Park)	Mont.	Lv	8665		10.05
7.30			107	See Table No. 39 (Yellowstone Park)					7.30

Cache Junction — Logan — Preston

Mixed *303	Mis.	Table No. (Mountain Time) 37	Mixed *304
f 5.30	85	Lv Cache Junction	Ar 3.00
f 5.55	93	Mendon	Lv 2.15
f 6.15	99	Wellsville	" 1.55
f 6.30	103	Hyrum	" 1.30
6:55	109	Logan	" 1.10
f 7.22	117	Smithfield	" 12.30
f 7.45	122	Richmond	" 12.01
f 8.25	129	Franklin	Ida. 11.20
f 9.30	136	Preston	Lv 11.00

Ogden — Brigham — Malad

Mixed *311	Mis.	Table No. (Mountain Time) 38	Mixed *312
f 5.50	36	Lv Ogden 1, 2, Utah 31, 36, 39, 40	Ar 2.15
f 6.16	45	Hot Springs	"
f 6.24	50	Willard	"
6.40	57	Brigham City 38	Lv 1.30
f 7.30	57	Brigham City 36	Ar 1.15
f 7.45	63	Corinne	" 12.57
f 8.02	71	Croplay	" 12.40
8.15	75	Tremonton	" 12.30
8.30	77	Garland	" 12.20
f 8.48	82	Fielding	" 12.05
f 10.15	94	Malad	Ida. Lv 11.01

Salt Lake-Idaho Falls-W. Yellowstone (Summer Season)

35-31 Daily		Mis.	Table No. (Mountain Time) 39	32-36 Daily	C
7.30	0	Lv	Salt Lake City	Ut.	Ar 7.30
8.50	36	Ar	Ogden	"	Ar 6.05
11.50	170	Ar	Pocatello	Ida.	Lv 3.00
12.30	0	Lv	Pocatello	Ida.	Ar 1.50
2.45	51	Lv	Idaho Falls 38	Ida.	Ar 11.30
5.10	102	Ar	Ashton 38, 40	"	Lv 10.05
5.10	102	Lv	Ashton	"	Ar 10.05
f 5.19	109	Ar	Warm River	"	Lv 9.18
6.26	137	"	Trude	"	" 8.28
6.41	142	"	Big Springs	"	" 8.12
7.30	158	Ar	W. Yellowstone, Mont.	Lv	7.30

Salt Lake-Idaho Falls-Ashton-Victor

35-31 Mixed 477*	35-31 Daily	Mis.	Table No. (Mountain Time) 40	48-32 Daily	Mixed *478 36-
7.30	7.30	0	Lv Salt Lake City	Utah	Ar 7.30
8.50	8.50	36	Ar Ogden	"	Ar 6.05
12.20	12.30	170	Lv Pocatello	Ida.	Ar 1.50
1.30	1.55	221	Ar Idaho Falls 38	Ida.	Lv 11.50
16.00	2.45	221	Lv Idaho Falls	Ida.	Ar 11.40
8.23	f 3.01	229	" Ucon	"	" 11.13
8.42	f 3.17	235	" Rigby	"	" 11.03
f 8.50	3.22	239	" Lorenzo	"	" 10.57
f 8.57	3.33	242	" Thornton	"	" 10.53
7.10	3.53	247	" Rexburg	"	" 10.46
7.20	4.03	251	" Sugar City	"	" 10.40
7.35	4.24	258	" St. Anthony	"	" 10.30
8.10	5.10	272	Ar Ashton	Lv	10.05
8.30	5.30	0	Lv Ashton 38, 39	"	Ar 9.55
f 8.40	f 5.34	2	" Marysville	"	Lv 9.46
f 8.55	f 5.42	6	" Grainville	"	f 9.37
9.10	5.48	9	" Drummond	"	" 9.32
f 9.25	f 5.56	13	" France	"	f 9.24
f 9.35	f 6.04	16	" Lamont	"	f 9.18
f 10.08	6.29	26	" Felt	"	f 8.55
10.23	6.40	30	" Tetonla	"	" 8.47
10.42	6.55	37	" Driggs	"	" 8.33
11.05	7.15	46	Ar Victor	Ida. Lv	8.15

SEE TABLE R FOR SLEEPING CAR EQUIPMENT FOOTNOTES FOR PAGE 36

(f) Stops only on signal. † Daily except Sunday.

A Stops to let off paying passengers from beyond Pocatello.

B Stops to take on or let off passengers.

E Stops to let off paying passengers; also to take for Idaho Falls or beyond.

H Stops to take paying passengers; also let off from Idaho Falls or beyond.

* Nos. 35 and 36 between Salt Lake City and Pocatello, Nos. 31 and 32 between Pocatello and West Yellowstone, and Nos. 47 and 48 between Ashton and Victor, operate into and out of West Yellowstone and Victor only during Yellowstone Park and Grand Teton Park summer season, from June 22 through September 3.

• Local freight with combination coach-baggage car.

Union Pacific Branch Lines

Omaha—North Platte—So. Torrington

# 97	Mixed 93	Mls.	Table No. 42	Mixed 94	# 98
*10.15	*10.15	...	Lv Omaha Neb. Ar	* 6.30	* 6.30
<i>Mountain Time</i>					
* 6.35	* 5.30	0	Lv No. Platte	* 7.00	* 4.15
f 7.15	f 6.00	0	* O'Fallons	f 6.25	f 3.35
f 7.20	f 6.05	3	* Colker	f 6.13	f 3.01
f 7.41	f 6.18	13	* Sarben	f 5.48	f 2.45
f 7.58	f 6.27	20	* Nevens	f 5.36	f 2.32
f 8.20	f 6.41	28	* Keystone	f 5.24	f 2.20
f 8.35	f 6.51	35	* Martin	f 5.14	f 2.05
f 8.50	f 7.01	41	* Lemoyno	f 5.03	f 1.55
f 9.05	f 7.10	47	* Belmar	f 4.55	f 1.45
f 9.14	f 7.18	52	* Ruthlon	f 4.44	f 1.35
9.45	7.32	59	* Lewellen	4.21	1.05
10.35	7.51	66	* Oshkosh	3.53	12.15
11.20	8.12	86	* Broadwater	3.30	11.45
11.45	8.34	100	* Towers	f 3.12	11.20
f 12.03	f 8.47	110	* Northport	f 3.05	11.12
f 12.35	f 8.57	114	* Mohler	f 2.46	10.40
f 12.55	f 9.09	122	* So. Bayard	2.29	10.32
Mixed 59	f 1.01	9.18	127	2.29	10.23
Daily	f 1.10	9.27	132	2.29	10.13
	f 1.20	9.39	138	2.00	*10.00
	* 1.35	9.55	146	Lv Gering	1.50
	6.00	10.05	146	Lv Gering	1.50
f 6.15	f 10.14	152	* Haig	f 1.36	10.40
f 6.25	f 10.20	156	* So. Mitchell	f 1.30	f 10.20
f 6.45	f 10.31	162	* So. Morrill	f 1.19	f 10.06
9.45	10.40	168	* Lyman Neb.	1.09	9.45
f 10.07	f 10.50	174	* Huntley Wyo.	f 12.58	f 9.13
10.35	11.05	182	* Yoder	12.45	9.00
12.05	11.20	188	Lv Yoder Wyo. Ar	12.35	8.46
Mixed 59	f 11.20	188	* Veteran	f 12.23	Mixed 8.33
Daily	f 11.32	196	* Cottler	f 12.10	354 f 8.19
	12.50	Daily	Ar So. Torng'n Lv	*12.05	Daily *8.10

Central City — Valparaiso

Mls.	Table No. 45	Central Time
0	Lv Cent'l City, Neb. Ar	
2	Heber	"
7	Hordville	"
13	Polk	"
23	Stromsburg	"
28	Oseola	"
36	Shelby	"
43	Rising City	"
53	David City	"
62	Brainard	"
76	Ar Valparaiso	" Lv

Columbus — Spalding

Mixed 79	Mls.	Table No. 46	Central Time	Mixed 80
H 8.00	0	Lv Columbus, Neb. Ar	H 1.55	
8.22	9	Oconee	Lv 1.30	
	14	Monroe	Lv 1.20	
8.52	21	Lv Genoa	Ar 1.05	
9.28	34	Fullerton	Lv 12.37	
9.53	44	Beigrade	Lv 12.13	
10.13	51	Cedar Rapids	Lv 11.55	
10.34	57	Primrose	Lv 11.39	
H 11.00	65	Ar Spalding	Lv H 11.20	

Columbus — Albion

Mixed 81	Mls.	Table No. 47	Central Time	Mixed 82
† 8.00	0	Lv Columbus, Neb. Ar	† 2.05	
8.22	9	Oconee	Lv 1.42	
8.33	14	Monroe	Lv 1.30	
8.49	21	Genoa	Lv 1.09	
9.55	32	St. Edward	Lv 12.35	
† 10.45	43	Ar Albion	Lv † 12.10	

Grand Island — Ord

Mixed 83	Mls.	Table No. 48	Central Time	Mixed 84
E 9.00	0	Lv Gr. Island, Neb. Ar	E 5.15	
9.28	11	Lv St. Libory	Lv 4.42	
9.55	22	Lv St. Paul 49	Ar 4.20	
10.20	31	Lv Elba	Lv 3.55	
10.35	37	Cotesfield	Lv 3.41	
11.00	46	Scotia	Lv 3.14	
11.35	49	North Loup	Lv 2.57	
E 12.10	61	Ar Ord	Lv E 2.30	

Grand Island — Loup City

Mixed 283	Mls.	Table No. 49	Central Time	Mixed 284
H 10.00	0	Lv Gr. Island, Neb. Ar	H 5.15	
11.15	22	St. Paul	Ar 4.20	
11.40	30	Dannebrog	Lv 3.50	
12.05	41	Boelus	Lv 3.20	
f 12.25	48	Rockville	Lv f 2.55	
H 1.00	61	Ar Loup City	Lv H 2.30	

Lawrence — Leavenworth

Mixed Fht. #172	Mls.	Table No. 50	Central Time	Mixed Fht. #171
† 7.00	0	Lv Lawrence, Kan. Ar	† 12.30	
7.40	13	Tonganoxie	Lv 11.55	
f 8.20	29	Lansing	Lv 11.12	
f 8.25	30	Cochrane	Lv 11.08	
† 8.45	34	Ar Leavenworth	Lv † 11.00	

Kearney — Stapleton

Mixed 95	Mls.	Table No. 43	Central Time	Mixed 196	Mixed 96
E 9.00	0	Lv Kearney 1, 2	Ar	† 11.50	D 9.20
9.24	10	Riverdale	Lv	11.07	8.22
8.41	17	Amherst	Lv	10.50	8.00
10.05	26	Miller	Lv	10.26	7.35
10.20	33	Summer	Lv	10.10	7.15
10.40	40	Eddyville	Lv	9.50	6.57
11.13	52	Oconto	Lv	9.30	6.28
f 11.27	59	Lodi	Lv	f 9.15	f 6.14
12.30	66	Callaway	Lv	f 8.55	f 5.45
f 12.55	76	Finchville	Lv	f 8.30	f 5.00
1.30	83	Arnold	Lv	8.15	4.45
f 1.55	91	Logan	Lv	f 7.58	f 4.26
f 2.10	95	Hoagland	Lv	f 7.48	f 4.18
f 2.30	99	Lv Gandy	Ar	f 7.38	f 4.08
E 2.55	102	Ar Stapleton, Neb. Lv	Lv	† 7.30	D 4.00

Columbus — Norfolk

Motor # Bus	Motor # Bus	Motor # Bus	Table No. 44	Central Time
* 3.15	* 10.10	* 7.50	Lv Columbus	Neb. Ar
3.30	10.25	8.05	Oconee	"
3.50	10.50	8.25	Platte Center	"
4.15	11.15	8.45	Humphrey	"
* 4.45	* 11.40	* 9.15	Madison	"
			Ar Norfolk	Neb. Lv

Central City — Valparaiso

Motor # Bus	Motor # Bus	Motor # Bus	Table No. 45	Central Time
* 9.05	* 1.45	* 7.05	Lv Cent'l City, Neb. Ar	
8.45	1.25	6.45	Heber	"
8.25	1.05	6.20	Hordville	"
8.05	12.45	6.00	Polk	"
* 7.30	* 12.15	* 5.30	Stromsburg	"

Topeka—Marysville—Grand Island

Mls.	Table No. 52	Central Time
0	Lv Topeka	Kan. Ar
5	Menoken	" Lv
13	Grove	" "
21	Della	" "
27	Emmett	" "
33	Aikens	" "
42	Onaga	" "
54	Lillis	" "
59	Sullivan	" "
64	Frankfort	" "
69	Winifred	" "
	Carden	" "
80	Ar Marysville	" Lv
80	Lv Marysville	" Ar
85	Herkimer	" Lv
90	Bremen	" "
95	Hanover	" "
104	Hollenberg	" "
108	Steele City, Neb.	" "
114	Endicott	" "
120	Fairbury	" "
124	Alexandria	" "
144	Belvidere	" "
151	Carleton	" "
158	Davenport	" "
168	Edgar	" "
176	Fairfield	" "
185	Glennville	" "
194	Hastings	" "
202	Hansen	" "
207	Doniphan	" "
219	Ar Grand Ind	" Lv

St. Joseph — Marysville

Mls.	Table No. 53	Central Time
0	Lv St. Joseph	Mo. Ar
1	Elwood	Kan. Lv
5	Wathena	" "
9	Blair	" "
14	Troy	" "
25	Severence	" "
29	Leona	" "
34	Robinson	" "
43	Hiawatha	" "
50	Hamlin	" "
54	Morrill	" Ar
61	Sabetha	" "
69	Oneda	" "
77	Seneca	" "
84	Ballerlyville	" Lv
89	Axtell	" "
94	Summit	" "
99	Beattie	" "
105	Home	" "
113	Ar Marysville	" Lv

SHIP and TRAVEL

UNION PACIFIC

* Daily. † Daily except Sunday. § Sunday only.
 H Mondays, Wednesdays and Fridays only.
 D Wednesdays and Fridays only.
 E Tuesdays, Thursdays, and Saturdays only.
 K Freight service only.
 ⊕ On days livestock is to be carried, train No. 82 runs about one-half hour later than schedule shown.
 (f) Stops on signal.
 * Center Service Bus Lines—Rail tickets honored.

Union Pacific Branch Lines

Blackfoot — Aberdeen — Mackay

Mixed #409	Mixed #421	Mls.	Table No. 56 (Mountain Time)		Mixed #422	Mixed #410		
† 8.00	† 12.30	0	Lv	Blackfoot 36	Ida.	Ar	† 6.00	† 4.35
† 8.17	† 12.45	5	Ar	Moreland	"	Lv	† 5.35	† 4.17
† 8.21	† 12.50	7	"	Aberdeen Jet.	"	"	† 5.25	† 4.13
	† 1.03	11	"	Rockford	"	"	† 5.10	
	† 1.28	17	"	Pingree	"	"	† 4.53	
	† 2.05	27	"	Sterling	"	"	† 4.05	
	† 2.40	35	Ar	Aberdeen	"	Lv	† 3.30	
† 8.21		7	Lv	Aberdeen Jet.	"	"		† 4.13
† 8.54		20	"	Taber	"	"		† 3.40
† 9.45		40	"	Scoville	"	"		† 2.50
† 10.35		59	"	Arco	"	"		† 2.00
† 10.57		67	"	Moore	"	"		† 1.28
† 11.15		73	"	Darlington	"	"		† 1.10
† 11.30		77	"	Leslie	"	"		† 12.55
† 11.55		85	Ar	Mackay	"	Lv		† 12.30

Idaho Falls — Orvin — St. Anthony

Mixed #431	Mls.	Table No. 57 (Mountain Time)		Mixed #492
† 7.55	0	Lv	Idaho Falls 36, 40, 58	Ida. Ar
† 8.05	3	"	Orvin	" Lv
† 8.15	5	"	Lincoln	" " "
† 8.27	9	"	Iona	" " "
† 9.05	19	"	Ririe	" " "
† 9.18	24	"	Byrne	" " "
† 9.40	31	"	Walker	" " "
† 10.20	41	"	Newdale	" " "
† 10.50	49	Ar	St. Anthony 40, 58	" Lv

Idaho Falls — Ucon — St. Anthony

Mls.	Table No. 58 (Mountain Time)		Mixed #492
0	Lv	Idaho Falls 36, 40, 57	Ida. Ar
8	"	Ucon	" Lv
12	"	Grant	" " "
16	"	Lewisville	" " "
18	"	Menan	" " "
37	"	Egin	" " "
46	Ar	St. Anthony 40, 57	" Lv

Minidoka — Twin Falls — Buhl — Wells

35-49 -439	Mls.	Table No. 60 (Mountain Time)		#440-50-36
* 7.30	0	Lv	Salt Lake, Utah	Ar
* 4.00	170	"	Pocatello	Ida. Ar
* 5.30	0	"	Minidoka	" Ar
† 5.43	8	"	Acquia	" Lv
† 6.10	14	"	Rupert 61	" " "
† 6.18	20	"	Heyburn	" " "
† 6.35	22	"	Burley 62	" " "
† 6.42	26	"	Starr's Ferry	" " "
† 6.54	34	"	Milner	" " "
† 7.07	41	"	Murtaugh	" " "
† 7.20	50	"	Hansen	" " "
† 7.27	53	"	Kimberly	" " "
† 7.40	59	Ar	Twin Falls	" Lv
† 7.50	59	Lv	Twin Falls	" Ar
† 8.02	66	Ar	Filer	" Lv
* 8.20	74	Ar	Buhl	" Lv
* 8.00	0	Lv	Twin Falls	" Ar
† 8.22	11	"	Berger	" Lv
† 8.40	19	"	Hollister	" " "
† 9.00	29	"	Rogerson	" " "
† 10.09	56	"	Delaplain	Nev. " "
† 10.37	69	"	Contact	" " "
† 12.10	103	"	Summer Camp	" " "
† 12.30	109	"	Melando	" " "
* 1.00	124	Ar	Wells	" Lv

Minidoka — Rupert — Bliss

Mixed 49-Bus	Mls.	Table No. 61 (Mountain Time)		Bus-Mixed 50
* 5.30	0	Lv	Minidoka	Ida. Ar
† 5.43	8	"	Acquia	" " "
* 6.10	14	Ar	Rupert	" Lv
† 4.20	14	Lv	Rupert	" Ar
† 2.15	23	"	Burley	" Lv
† 3.15	63	"	Twin Falls	" " "
	70	"	Filer	" " "
	80	"	Buhl	" " "
† 4.50	111	Ar	Bliss	" Lv

Burley — Declo

Mls.	Table No. 62 (Mountain Time)		Mixed #492
0	Lv	Burley	Ida. Ar
9	Ar	Declo	" Lv

Nyssa — Homedale — Marsing

Mls.	Table No. 64 (Mountain Time)		Mixed #492
0	Lv	Nyssa 20	Ore. Ar
8	"	Overstreet	" Lv
11	"	Adrian	" " "
17	"	Napton	" " "
25	"	Homedale	Ida. " "
31	"	Claytonia	" " "
33	Ar	Marsing	" Lv

Richfield — Hill City

Mls.	Table No. 65 (Mountain Time)		Mixed #492
0	Lv	Shoshone 20	Ida. Ar
15	"	Richfield 69	" " "
20	"	Rawson	" Lv
37	"	Magie	" " "
47	"	Macon	" " "
55	"	Selby	" " "
59	"	Fairfield	" " "
73	Ar	Hill City	" Lv

Boise — Nampa — Emmett — McCall

11-485	Mls.	Table No. 67 (Mountain Time)		*486-12
* 6.10	0	Lv	Boise	Ida. Ar
† 8.30	0	"	Nampa 20	" Ar
† 8.40	9	"	Fischer	" Lv
9.00	9	"	Middleton	" " "
† 9.20	19	"	Jenness	" " "
10.20	27	"	Emmett 71	" " "
11.20	41	"	Montour	" " "
11.55	50	"	Horseshoe Bend	" " "
1.00	64	"	Banks	" " "
† 2.25	83	"	Smith's Ferry	" " "
† 3.10	95	"	Belvidere	" " "
4.00	95	"	Cascade	" " "
† 4.35	111	"	Arling	" " "
5.00	119	"	Donnelly	" " "
† 5.40	133	Ar	McCall	" Lv

Caldwell — Wilder

Mls.	Table No. 68 (Mountain Time)		Mixed #492
0	Lv	Caldwell 20	Ida. Ar
7	"	Greenleaf	" Lv
11	Ar	Wilder	" Lv

Shoshone — Ketchum — Sun Valley

Mixed #441	Mls.	Table No. 69 (Mountain Time)		Mixed #442
† 8.00	0	Lv	Shoshone 20	Ida. Ar
† 8.15	15	"	Richfield	" Lv
† 7.30	37	"	Picabo	" " "
† 8.05	52	"	Bellevue	" " "
† 8.16	57	"	Hailey	" " "
† 8.45	69	Ar	Sun Valley (Ketchum)	" Lv

Ontario — Vale and Brogan Vale — Crane and Burns

Mixed 453	Mls.	Table No. 70 (Mountain Time)		Mixed 460
† 1.00	0	Lv	Ontario 20	Ore. Ar
† 1.15	4	"	Cairo	" Lv
† 1.25	7	"	Luse	" " "
† 1.35	10	"	Mallett	" " "
† 1.55	16	Ar	Vale	" Lv
	16	"	Vale	" Ar
	33	"	Jamleson	" " "
	39	Ar	Brogan	" Lv
† 1.55	16	Lv	Vale	" Ar
† 2.20	24	Ar	Hope	" Lv
† 2.50	35	"	Little Valley	" " "
† 3.15	42	"	Harper	" " "
† 3.40	51	"	Namorf	" " "
† 4.07	62	"	Jonesboro	" " "
† 4.40	74	"	Juntura	" " "
† 5.25	87	"	Long	" " "
† 5.50	93	"	Riverside	" " "
† 6.15	103	"	Dunnean	" " "
† 6.40	110	"	Venator	" " "
† 7.00	127	"	Circle Bar	" " "
† 7.30	127	"	Crane	" " "
† 8.20	151	"	Redess	" " "
† 9.00	157	Ar	Burns	" Lv

Payette — Emmett

Mixed 483	Mls.	Table No. 71 (Mountain Time)		Mixed 484
† 6.00	0	Lv	Payette 20	Ida. Ar
† 6.30	5	"	Fruitland	" Lv
† 6.40	7	"	Buckingham	" " "
† 7.00	17	"	New Plymouth	" " "
† 7.27	21	"	Letha	" " "
† 7.50	29	Ar	Emmett 67	" Lv

Portland — La Grande — Joseph

Mixed 18-304	Mls.	Table No. 72 (Pacific Time)		Mixed 305-17
* 9.30	0	Lv	Portland	Ore. Ar
* 5.35	299	Ar	La Grande	" Lv
H 6.30	0	Lv	La Grande 20	" Ar
† 6.51	8	"	Alice	" " "
† 7.01	12	"	Imbler	" " "
† 7.40	21	"	Elgin	" " "
† 9.20	34	"	Looking Glass	" " "
† 9.55	47	"	Minam	" " "
† 10.35	60	"	Wallawa	" " "
† 10.55	62	"	Lostine	" " "
† 11.35	78	"	Enterprise	" " "
H 12.05	84	Ar	Joseph	Ore. Lv

Weiser — New Meadows

Mls.	Table No. 73 (Mountain Time)		Mixed #492
0	Lv	Weiser 20	Ida. Ar
12	"	Presley	" Lv
32	"	Midvale	" " "
41	"	Cambridge	" " "
50	"	Goodrich	" " "
60	"	Council	" " "
67	"	Fruitvale	" " "
69	"	Starkey	" " "
72	"	Glendale	" " "
80	"	Woodland	" " "
82	"	Tamarack	" " "
90	Ar	New Meadows	" Lv

Footnotes for Page 38

- * Daily. † Daily except Sunday. (f) Stops only on signal.
- (E) Monday Wednesday, and Friday.
- K Freight service only. (H) Daily except Saturday.
- ◆ Northwest Greyhound Lines daily bus—Rail tickets honored.
- Local freight with combination coach-baggage car.
- Local freight with caboose; hand baggage only.
- Mountain Time is used on this U. P. branch line, but trains to and from Wells, Nevada, on the Southern Pacific main line use Pacific Time.
- ⊠ Pacific Time prevails in territory shown in table 70, but trains are operated under Mountain Time, as shown in this table. For equivalent in Pacific Time, figure one hour earlier.

GIVE TO
CONQUER
CANCER

AMERICAN
CANCER
SOCIETY



Union Pacific Branch Lines

Portland and Spokane Short Line

See Page 40 for additional bus service. Rail tickets honored.
See Table W for sleeping car equipment.

Bus Daily	Bus Daily	18-20 Daily	Mls.	Table No. 74 (Pacific Time)	19-17 Daily	Bus Daily	Bus Daily
12.15	2.30	9.30	0	Lv Portland... Ore. Ar	5.30	5.40	2.20
1.40		10.54	63	" Hood River... " Lv	3.47		12.55
2.10	4.30	11.40	84	" The Dalles... " "	3.10	3.35	12.25
5.30				" Umatilla... " "			10.15
		12.47	138	" Arlington... " "			
		1.45	184	Lv Hinkle... " Lv	12.45		
		2.20	184	Lv Hinkle... " Ar	11.45		
		2.55	212	Ar Wallula... Wash. Lv	11.00		
		C.	236	" Page... " "			
		C.	253	" Scott... " "			
		C.	260	" Ruxby... " "			
		4.05	267	Ar Ayer... " Lv	9.57		
		4.05	267	Lv Ayer... " Ar	9.57		
		C.	289	Ar Hooper Jct... " Lv			
		5.05	310	" Marengo... " "	8.45		
		6.02	354	" Cheney... " "	7.52		
		C.	361	" Marshall... " "			
10.00	12.45	6.30	370	Ar Spokane... Wash. Lv	7.30	6.30	4.00

Walla Walla — Wallula

Mls.	Table No. 75 (Pacific Time)
0	Lv Walla Walla Wn. Ar
	" Garnett... " "
K	7 " Whitman... " "
	11 " Louche... " "
	16 " Touchet... " "
	23 Lv Reese... " "
	31 Ar Wallula... Wash. Lv

Ayer — Spokane

See Page 40 for bus service. Rail tickets honored.

Mls.	Table No. 76 (Pacific Time)
0	Lv Ayer... Wash. Ar
21	" Hooper Jct... " Lv
22	" Hooper... " "
37	" La Crosse... " "
48	" Winona... " "
53	" Endicott... " "
73	" Colfax... " "
91	" Garfield... " "
K	100 " Farmington... " "
112	Ar Tekoa... " Lv
112	Lv Tekoa... " Ar
119	" Latah... " Lv
127	" Fairfield... " "
134	" Rockford... " "
155	Lv Dishman... " "
157	Ar East Spokane... " "
161	Ar Spokane... Wash. Lv

Colfax — Moscow

See Page 40 for bus service. Rail tickets honored.

Mls.	Table No. 76a (Pacific Time)
0	Lv Colfax... Wash. Ar
10	" Shawnee... " Lv
19	" Pullman... " Lv
K	28 Ar Moscow... Ida. Lv

Ayer — Lewiston

See Page 40 for supplemental bus service. Rail tickets honored.

Mls.	Table No. 77 (Pacific Time)
0	Lv Ayer... " Ar
17	Ar Riparia... " Lv
	Camas Prairie R. R.
0	Lv Riparia... Wash. Ar
15	" Central Ferry... " Lv
24	" Penawawa... " "
29	" Swift... " "
32	" Schultz... " "
K	35 " Almota... " "
43	" Wawawal... " "
44	" Crum... " "
50	" Bishop... " "
52	" Indian... " "
65	" Moses... " "
66	" Wilma... " "
72	Ar Lewiston... Ida. Lv
	Camas Prairie R. R.
0	Lv Lewiston... Ida. Ar
9	" North Lapwal... " Lv
10	" Spalding... " "
K	14 " Arrow... " "
27	" Lenore... " "
34	" Peck... " "
43	" Orofino... " "
81	" Greer... " "
58	" Pardee... " "
65	" Kamiah... " "
73	" Kooskia... " "
78	Ar Stites... " Lv
	Camas Prairie R. R.
72	Lv Lewiston... " Ar
81	" North Lapwal... " Lv
82	" Spalding... " "
86	" Lapwal... " "
88	" Sweetwater... " "
92	" Jacques... " "
K	94 " Culesac... " "
108	" Ruebens... " "
112	" Craig Jct... " "
117	" Craigmont... " "
125	" Ferdinand... " "
133	" Cottonwood... " "
142	" Fenn... " "
149	Ar Grangeville... Ida. Lv

Hinkle — Yakima

See Page 40, Table 84a, for bus service. Rail tickets honored.

Mls.	Table No. 78 (Pacific Time)
958	Lv Hinkle... Ore. Ar
986	Ar Wallula... Wash. Lv
0	Lv Wallula... Wash. Ar
9	" Villard... " Lv
16	" Kennewick... " "
39	" Benton City... " "
53	" North Prosser... " "
60	" Grandview... " "
66	Ar Midvale... " Lv
K	69 Lv Sunnyside Wash. Lv
69	Lv Sunnyside Wash. Ar
66	Lv Midvale... Wash. Ar
70	" Emerald... " Lv
76	" Granger... " "
81	" Zillah... " "
84	" Buena... " "
87	" Sawyer... " "
89	" Donald... " "
93	" Parker... " "
101	Ar Yakima... Wash. Lv

Footnotes for Page 39

♦ Western Greyhound Lines. Rail tickets honored.

† Daily except Sunday.

‡ Stops to let off paying passengers from Hinkle or beyond.

K Freight service only.

Time from 12:01 midnight to 12:00 noon shown in light face type.

Time from 12:01 noon to 12:00 midnight shown in heavy face type.

Figures opposite junction points refer to tables showing diverging trains.

Spokane — Tekoa — Wallace

		Table No. 79 (Pacific Time)					
		Buses are on Mountain Time at Kellogg-Wardner, Osburn and Wallace					
	Mls.	Bus Daily	Bus Daily	Bus Daily	Bus Daily	Bus Daily	Bus Daily
	0	8.15	6.15	3.00	10.15	0	6.35
	4					4	12.10
	7					7	3.25
	10					10	8.35
	16					16	
	19					19	
	22					22	
	27					27	
	34					34	
	42					42	
	49					49	
	49					49	
	72					72	
	75					75	
	80					80	
	83					83	
	88					88	
	95					95	
	99					99	
	107					107	
	112					112	
	113					113	
	119					119	
	125					125	
	130					130	
	10.45	8.45	5.30	12.45	107	5.50	11.20
	11.05	9.10	5.50	1.10	112	2.40	7.45
	11.20	9.20	6.05	1.20	113	5.45	11.15
	11.35	9.25	6.10	1.30	119	2.30	7.40
					125	5.30	11.00
					130	2.20	7.25
						5.25	10.55
						2.15	7.20

Connecting Bus Service

Pendleton — Walla Walla — Lewiston — Pullman — Moscow — Colfax — Spokane

										Table No. 84 (Pacific Time)								
	U.P. Train 11	U.P. Train 12	U.P. Train 106	U.P. Train 18	U.P. Train 105	U.P. Train 17				U.P. Train 17	U.P. Train 18		U.P. Train 106					
	1.55	12.20	4.56	3.05	4.25	11.20	Ar	Pendleton 20	Ore.	Lv	11.20	3.05	4.56					
		☐ Bus Daily	☐ Bus Daily		☐ Bus Daily					☐ Bus Daily	☐ Bus Daily		☐ Bus Daily					
	2.10		8.45		7.30		Lv	Pendleton	Ore.	Ar	6.35	10.45	1.15					
	H.S.		H.S.		H.S.		"	Adams	"	Lv	H.S.	H.S.	H.S.					
	2.38		9.15		8.00		"	Athens	"	"	6.03	10.15	12.44					
	2.46		9.23		8.08		"	Weston	"	"	5.55	10.08	12.35					
	3.04		9.40		8.25		Ar	Milton-Freewater	"	"	5.37	9.50	12.19					
	3.30		10.00		8.45		Ar	Walla Walla	Wash.	"	5.10	9.30	12.01					
	3.50		10.10		8.55		Lv	Walla Walla	Wash.	Ar	8.45		11.25					
	4.40		10.50		9.45		Ar	Dayton	"	Lv	7.55		10.38					
			11.35		10.35		"	Pomeroy	"	"	7.10		9.49					
			12.25		11.25		"	Clarkston	Wash.	"	6.17		9.02					
			12.30		11.29		Ar	Lewiston	Ida.	Lv	6.15		9.00					
			7.00	2.30	11.59	6.10	Lv	Lewiston	Ida.	Ar	5.30	2.10	10.45	8.53				
			8.00	3.30	7.10	7.10	Ar	Moscow	"	Lv	3.30	1.10	9.45	8.03				
			8.15	3.45	12.50	7.25	"	Pullman	Wash.	"	4.25	12.55	9.32	7.48				
				4.22			"	Garfield	"	"	3.50							
				4.42			"	Oakesdale	"	"	3.32							
				5.45			"	Spokane	"	"	2.30							
							"	Colfax	Wash.	Lv	12.30	7.05	9.10	7.25				
							Ar	Spokane	Wash.	Lv	11.00	5.30	7.45	6.00				

Pendleton—Walla Walla—Yakima

										Table No. 84a (Pacific Time)						
	U.P. Train 11	U.P. Train 105	U.P. Train 17			U.P. Train 18				U.P. Train 106						
	1.55	4.25	11.20	Ar	Pendleton	Ore.	Lv	2.55		4.56						
	☐ Bus Daily	☐ Bus Daily	☐ Bus Daily			☐ Bus Daily		☐ Bus Daily		☐ Bus Daily						
	8.45	2.10	7.30	Lv	Pendleton	Ore.	Ar	6.35	10.45	1.15						
	10.00	3.30	8.45	Ar	Walla Walla	Wash.	Lv	5.10	9.30	12.01						
	10.25	4.00	9.20	Lv	Walla Walla	"	Ar	5.00	9.00	8.50						
	11.10	4.45	10.00	Ar	Walla Walla	"	Lv	4.15	8.20	8.05						
	11.25	5.00	10.20	"	Pasco	"	"	3.55	8.00	7.45						
	11.35		10.30	"	Kennewick	"	"	3.45		7.33						
	11.50	5.15	10.55	"	Richland	"	"	3.15		7.13						
	12.35	5.53	11.35	"	Prosser	"	"	2.25		6.05						
	1.32	6.08	11.50	"	Grandview	"	"	2.10		5.52						
	1.44	6.15	11.59	"	Sunnyside	"	"	1.55		5.40						
	f.	f.	12.15	"	Granger Jct.	"	"	1.33		5.25						
	f.	f.	12.25	"	Zillah	"	"	1.23		5.18						
	2.14	7.05	12.35	"	Toppenish	"	"	1.15		5.10						
				"	Donald	"	"									
				"	East Parker	"	"									
	2.49	7.40	1.15	Ar	Yakima	Wash.	Lv	12.30	6.00	4.35						

Fremont — Lincoln

										Table No. 88 (Central Time)						
	Motor Bus Daily									Motor Bus Daily			Motor Bus Daily			
	10.45	Lv	Fremont	Neb.	Ar	9.05										
	11.25	Lv	Wahoua	"	Ar	8.25										
	12.20	Ar	Lincoln	"	Lv	7.30										

Columbus — Lincoln

										Table No. 89 (Central Time)						
	Motor Bus Daily	Motor Bus Daily								Motor Bus Daily	Motor Bus Daily		Motor Bus Daily	Motor Bus Daily		
	9.20	7.45	Lv	Columbus	Neb.	Ar	7.30	2.50								
	9.50	8.10	Lv	Schuyler	"	Ar	7.05	2.20								
	10.20	8.40	Lv	David City	"	Ar	6.40	1.50								
	11.50	10.00	Ar	Lincoln	"	Lv	5.15	12.25								

Grand Island — Hastings

Via Yellow Diamond Lines—Rail Tickets Honored

										Table No. 90 (Central Time)								
	Motor Bus Daily	Motor Bus Daily	Motor Bus Daily	Motor Bus Daily						Motor Bus Daily	Motor Bus Daily	Motor Bus Daily	Motor Bus Daily					
	9.15	5.00	12.10	8.00	Lv	Grand Island	Ar	7.45	11.30	3.45	8.45							
	9.30	5.20	12.25	8.20	"	Doniphan	Lv	7.30	11.15	3.25	8.30							
	9.45	5.30	12.40	8.30	"	Hansen Corner	"	7.15	11.00	3.15	8.15							
	10.00	5.45	1.00	8.45	Ar	Hastings	Lv	7.00	10.45	3.00	8.00							

Lincoln — Omaha (Rail Tickets Honored)

										Table No. 91 (Central Time)						
	Motor Bus Daily	Motor Bus Daily	Motor Bus Daily	Motor Bus Daily						Motor Bus Daily	Motor Bus Daily	Motor Bus Daily	Motor Bus Daily			
					Lv	Lincoln	Neb.	8.00	12.01	4.00	6.00					
					Ar	Omaha (18th and Farnam)	Neb.	9.45	1.40	5.45	7.35					
					Lv	Omaha (18th and Farnam)	Neb.	8.00	12.01	4.00	5.45					
					Ar	Lincoln	Neb.	9.45	1.40	5.45	7.45					

Shoshone - Twin Falls via Sun Valley Stages

										Table No. 92 (Mountain Time)						
	Motor Bus Daily									Motor Bus Daily			Motor Bus Daily			
	5.50	Lv	Shoshone	Ida.	Lv	9.05										
	6.15	Lv	Jerome	"	Ar	8.45										
	6.40	Ar	Twin Falls	Ida.	Lv	8.25										

☐ Western Greyhound Lines—Rail tickets honored. • Pacific Trailways—Rail tickets honored.
 ■ Capitol Stages—Rail tickets honored. (H.S.) Highway Stop. (f) Stops only on signal.

Buses use bus stations at Fremont and Lincoln, not railroad depots.

Connections at Omaha

	20	106	102	108	104	112	C. M. St. P. & P.				111	101	103	107	105	19
	7.30	1.10	3.00	2.30	2.45	1.10	Lv Omaha	Ar	11.59	2.05	1.45	1.30	11.59	8.10		
	9.15						Ar Manilla	Lv						5.30		
	3.30						Lv Sioux Falls	Ar						11.15		
	6.05						Ar Sioux City	Lv						7.55		
	9.15						Lv Manilla	Ar						5.30		
	10.50	3.11	5.11	4.41	4.56	3.11	Lv Perry	Ar	9.39	11.35	11.20	11.05	9.39	3.05		
	2.25	5.09	7.19	6.49	7.04	5.09	" Marion (Cedar Rapids)	"	7.41	9.40	9.25	9.10	7.41	12.20		
	5.20	6.39	8.47	8.17	8.32	6.39	" Savanna (Dubuque)	"	6.18	8.17	8.02	7.47	6.18	10.10		
	7.50		R10.20	R9.50	R10.05		Lv Elgin	Ar		R6.40	R6.25	R6.10		7.20		
	8.50	9.00	11.15	10.45	11.00	9.00	Ar Chicago	Lv	4.00	6.00	5.45	5.30	4.00	6.30		

	14-18	Wabash		17-11												
	7.30	Lv Omaha	Ar	8.15												
	7.40	Lv Council Bluffs	Lv	7.45												
	10.27	Ar Maryville	"	5.10												
	1.06	" Chillicothe	"	2.20												
	3.19	" Moberly	"	12.45												
	7.10	" Delmar (Blvd.)	"	9.30												
	7.45	Ar St Louis	Lv	9.15												

	30	6-12	18	10	C. B. & Q.				19-11	17	1	7	3
	10.30	12.00	4.50	1.15	Lv Omaha	Ar	8.20	11.30	12.45	2.00	8.00		
	11.43	1.13	R		Ar Red Oak	Lv	6.40	10.30		12.10	6.25		
	2.30	4.02	8.26	4.44	" Ottumwa	"	3.55	7.53	9.06	8.05	3.18		
	3.52	5.27	9.42	5.55	" Burlington	"	2.12	6.38	7.59	5.50	2.00		
	4.45	6.20	10.28	6.38	" Galesburg	"	1.15	5.53	7.17	3.40	1.03		
	7.45	9.15	1.00	9.00	Ar Chicago	Lv	10.30	3.30	5.00	11.45	10.30		

	20	26	22	C. B. & Q.			25	27	21
	9.00	4.00	1.15	Lv Omaha	Ar	6.00	2.30	9.25	
	11.41	6.59	4.25	Ar St Joseph	Lv	1.47	11.05	6.35	
	1.15	8.59	6.55	Ar Kansas City	Lv	11.59	9.10	5.00	

	106-6	110-20	Mo. Pac.		5-105	11-119
	8.00	4.00	Lv Omaha	Ar	6.55	7.20
	10.54	8.00	Ar Atchison	Lv	3.42	2.20
	11.18	8.30	" Leavenworth	"	3.15	1.35
	11.59	9.20	" Kansas City	"	2.40	12.40
	5.40	7.13	Ar St. Louis	Lv	8.50	4.00

Connections at Kansas City

	6	C. G. W.		5		18	16	2	124	12	20	A. T. & S. F.		123	19	15	9	1	17
	11.30	Lv Kansas City	Ar	1.45		5.50	1.10	6.30	6.35	12.25	11.20	Lv Kansas City	Ar	8.50	4.35	1.30	7.00	10.30	2.05
	5.15	Ar Des Moines	Ar	7.00		9.25	4.50	10.00	11.25	4.00	2.55	" Ft. Madison	Lv	3.30	12.50	9.50	2.45	7.00	10.25
	12.25	" Dodge Center	Lv	11.20			5.40		12.50	4.50		" Galesburg	"	2.20		8.55	1.35		
	4.15	Ar St. Paul	"	10.35			6.25		2.00	5.35		Ar Chillicothe	"	1.30		8.10	12.45		
	4.50	Ar Minneapolis	Lv	10.00		1.30	9.00	2.00	5.30	8.00	7.15	Ar Chicago	Lv	11.00	9.10	6.00	10.00	3.15	6.30

	1	15-9	K. C. S.		10-16	2
	10.00	9.35	Lv Kansas City	Ar	7.20	7.45
	5.05	5.45	Ar Fort Smith	Lv	11.25	12.25
	10.30	11.55	" Shreveport	"	5.20	7.15
	7.00	7.30	" New Orleans	"	9.30	10.00
		5.25	" Lake Charles	"	11.50	
		5.35	" Beaumont	"	11.45	
		6.25	Ar Port Arthur	Lv	11.00	

	40	4	C. R. I. & P.		3	39
	8.45	2.40	Lv Kansas City	Ar	9.45	7.50
		7.50	Ar Excelsior Springs	Lv	1.00	9.00
		11.55	Ar Chicago	Lv		

	508	510	C. R. I. & P.		509	507
	9.30	8.45	Lv Kansas City	Ar	8.00	9.30
	1.45	2.10	Lv Des Moines	Ar	2.35	5.02
	6.35	8.00	Ar St. Paul	Lv	9.05	12.15
	7.20	8.45	Ar Minneapolis	Lv	8.25	11.45

	36	56	C. B. & Q.		55	35
	12.20	10.00	Lv Kansas City	Ar	7.40	8.30
	3.55	2.20	Lv Quincy	Lv	3.35	5.01
	8.45	7.30	Ar Chicago	Lv	10.10	12.30

	105	107	117	Frisco Lines		118	108	106
	10.55	8.05	8.05	Lv Kansas City	Ar	8.45	8.45	7.20
	10.00	10.00		Ar Memphis	Lv		7.00	7.15
	4.25	6.45		" Birmingham	"		9.40	12.05
			2.55	" Tulsa	"		1.45	
			10.30	Ar Oklahoma City	Lv		7.45	

	1	5	M. K. T.		2	6
	10.00	8.45	Lv Kansas City	Ar	7.00	8.30
	7.59	9.45	Ar Dallas	Lv	9.00	6.25
	3.59	7.30	Ar San Antonio	Lv	1.30	9.30

	18	12	10	Wabash		3	9	17
	11.50	3.55	7.15	Lv Kansas City	Ar	2.25	8.55	5.00
	1.27	5.07		Ar Carrollton	Lv	12.54		2.42
	3.19	8.15	9.25	" Moberly	"	11.45	6.39	12.45
	4.20	6.53	9.55	" Centralia	"	11.10	6.12	11.49
	4.42	7.14	10.11	" Mexico	"	10.50	5.56	11.30
	7.10	9.15	11.50	" Delmar (Blvd.)	"	8.10	4.20	9.30
	7.45	9.40	12.13	Ar St. Louis	Lv	8.55	4.05	9.15

Connections at Chicago and St. Louis

Times Shown Below are Standard Time

New York Central System Chicago, Buffalo, Albany, New York, Boston

						La Salle St. Station									
	90	2	26	68	8	28	6			39	15-27	67	25	17	59
.....	* 9.45	* 4.00	* 3.30	* 3.30	* 1.00	* 2.00	* 11.35	Lv Chicago (C.T.)	Ar	8.10	7.25	8.00	8.00	12.30	4.05
.....	5.22	10.49					7.05	Ar Cleveland	Lv						10.45
.....	10.05	2.50			11.57	11.50	10.59	" Buffalo	"	9.30	11.40			2.35	6.52
.....	3.52	8.45			4.50	5.05	3.55	" Albany	"	2.45	4.55	7.40	7.40	8.45	1.15
.....	7.15	11.59	8.30	8.30	8.00		8.55	" New York (E.T.)	"	11.15	2.00	* 5.00	* 5.00	5.30	10.15
.....	8.55				10.40			Ar Boston (E.T.)	Lv	* 8.45	1.00				

Chicago-Indianapolis-Cincinnati

	310	304	302	Central Station		303	305	307
.....	*10.59	* 3.30	*10.00	Lv Chicago (C.T.)	Ar	1.25	9.05	5.30
.....	3.33	7.00	1.45	Ar Indianapolis	Lv	9.40	5.25	1.00
.....	7.30	10.25	5.30	Ar Cincinnati (E.T.)	Lv	* 8.30	* 4.00	*11.15

St. Louis, Cleveland, New York

			312-16		51-315		15-341	
.....			*8.55	Lv St. Louis (C.T.)	Ar	8.30	12.15	
.....			7.55	Ar Cleveland	Lv	9.15	2.30	
.....			7.45	Ar New York (E.T.)	Lv	*8.00	* 2.00	

Chicago-Cincinnati-Washington-Norfolk

	304	302	Central Station		303	305
.....	3.30	10.00	Lv Chicago (C.T.)	Ar	1.25	9.05
.....			Ar Toledo	Lv		
.....	7.00	1.45	" Indianapolis	Lv	9.40	5.25
.....	10.25	5.30	Ar Cincinnati (E.T.)	Lv	8.30	4.00
.....	4.48	7.55	Ar Washington (C. & O.)	Lv	5.35	10.30
.....	4.01	8.00	Ar Richmond (C. & O.)	Lv	5.10	10.20
.....	6.20	10.55	Ar Norfolk (E.T.) & O (MC)	Lv	2.10	7.00

Chicago-Detroit-Toronto-Montreal

				368		358-20		356		8		44-22		La Salle St. Station		19-39		17		355		21-357		369	
.....				12.01	* 7.50	* 3.45	* 1.00	* 9.00	Lv Chicago (C.T.)	Ar	8.10	12.30	4.25	9.35	4.40										
.....				4.03	11.40	7.16	4.27	12.57	Ar Kalamazoo (E.T.)	Lv	6.20	10.45	2.42	7.53	2.20										
.....				4.36	12.07	7.42	4.52	1.24	" Battle Creek	"	5.47	10.20	2.14	7.25	1.30										
.....				5.55	1.00	8.29	5.40	2.23	" Jackson	Lv	5.00	9.28	1.27	6.40	12.43										
.....				7.30	2.30	9.55	7.05	4.00	Ar Detroit	Lv	3.35	8.00	*12.05	5.15	10.45										
.....									Ar Toronto (C.P.)	Lv	10.00			8.30											
.....					8.15			7.40	Ar Montreal (CP) (CN)	Lv	* 3.30			*10.15											

Pennsylvania Railroad Chicago, Washington, New York

						Union Station									
	54	50	28	48	22	52			23	49	29	55	53		
.....	*10.15	* 5.30	* 4.00	* 3.20	*11.30	* 5.00	Lv Chicago (C.T.)	Ar	6.20	7.45	8.00	3.15	9.10		
.....	7.55	3.45	12.34	12.14	9.35	5.30	Ar Pittsburgh (E.T.)	Lv	10.30	12.24	12.56	7.25	*11.30		
.....		1.39	9.24	5.19	5.09	3.20	Ar Harrisburg	Lv	4.30	7.40	8.02	1.50			
.....		5.15			8.50		Ar Washington	Lv		4.00					
.....	3.33	11.20	7.03	7.12	*5.15		Ar Philadelphia (North)	Lv	2.22	5.37	6.21	11.32			
.....	5.05	1.25	8.30	8.50	*7.15		Ar New York (E.T.)	Lv	*12.50	* 4.10	* 5.00	*10.00			

Chicago, Cincinnati, Norfolk

	74	72	70	Union Station		71	73	75
.....	*10.30	* 2.50	*10.00	Lv Chicago (C.T.)	Ar	2.30	7.35	7.00
.....	12.55	5.30	12.30	Ar Logansport	Lv	11.53	5.00	3.55
.....	4.00	7.58	2.58	" Richmond	"	9.15	2.22	12.55
.....	7.30	10.55	6.00	Ar Cincinnati (E.T.)	"	8.25	* 1.30	10.40
.....	12.04	5.15		Ar Norfolk (E.T.) N & W	Lv	1.20		* 7.00

St. Louis, Washington, New York

			32-54		30		4				31		3	
.....	* 6.40	*12.50	*10.15	Lv St. Louis (C.T.)	Ar	11.10	3.40							
.....	10.40	4.40	2.28	Ar Indianapolis	Lv	6.45	11.20							
.....	7.55	1.07	11.16	Ar Pittsburgh (E.T.)	Lv	12.01	4.40							
.....	5.15		8.50	" Washington	"		7.10							
.....	5.05	9.15	8.15	Ar New York (E.T.)	Lv	* 3.40	* 7.50							

Baltimore and Ohio Railroad

Chicago-Washington-Baltimore

	8	6	26	10	Grand Central Station		9	5	25	7
.....	* 9.45	* 3.45	* 3.45	11.50	Lv Chicago (C.T.)	Ar	7.00	7.30	7.30	2.45
.....	7.59	1.27	1.37	11.30	Ar Pittsburgh (E.T.)	Lv	9.20	11.25	11.05	6.25
.....	3.35	8.25	8.40	7.35	Ar Washington (E.T.)	Lv	1.45	4.30	4.15	11.15
.....	4.40	9.40	9.40	8.40	Ar Baltimore (Camden Sta.)	Lv	*12.00	* 3.05	* 3.05	*10.00

St. Louis-Washington-Baltimore

			12		4		2				11		1		3	
.....	*10.35	2.15	*10.05	Lv St. Louis (C.T.)	Ar	8.00	1.15	3.35								
.....	7.50	9.55	5.55	Ar Cincinnati (E.T.)	Lv	11.45	7.40	9.50								
.....	11.10	11.40	7.25	Ar Washington (E.T.)	Lv	* 7.45	* 6.30	* 9.05								
.....	12.20	12.40	8.40	Ar Baltimore (Camden Sta.)	Lv	6.45	5.25	8.00								

Gulf Mobile & Ohio R. R. Chicago-St. Louis

	7	5	3	1	Union Station		2	4	6	8
.....	*11.25	* 8.00	* 4.50	11.15	Lv Chicago (C.T.)	Ar	2.08	9.50	4.40	7.00
.....	3.50	12.48	7.56	2.33	Ar Springfield	Lv	10.48	6.27	11.52	2.20
.....	7.08	3.15	10.00	4.43	Ar St. Louis (C.T.)	Lv	* 8.58	* 4.30	* 9.50	*11.45

Wabash R. R. Chicago-St. Louis

			11		21		17		Dearborn Station		18		10		24	
.....	11.30	4.30	11.15	Lv Chicago (C.T.)	Ar	6.50	7.15	2.15								
.....	2.27	7.17	3.07	Ar Decatur	Lv	2.30	4.05	11.20								
.....	4.59	9.55	6.55	Ar St. Louis (C.T.)	Lv	11.30	1.45	9.05								

Erie Railroad Chicago, Youngstown, New York

	8	2	6	Dearborn Station		1	5	7			29	21
.....	*10.45	* 6.10	*10.30	Lv Chicago (C.D.S.T.)	Ar	8.20	4.40	1.30			4.00	8.10
.....	9.00	5.02	7.21	Lv Youngstown (EDST)	Lv	11.45	10.00	4.14			7.30	11.18
.....	*11.42	7.30	9.05	Ar New York (EDST)	Lv	8.50	* 7.25	11.20			1.40	Ar St. Louis

Illinois Central Railroad Chicago, St. Louis

			22		30	
.....	8.10	10.30	Lv Chicago	Ar	8.10	10.30
.....	4.40	7.00	Ar Springfield	Lv	4.40	7.00
.....	2.40		Ar St. Louis	Lv	2.40	

Nickel Plate — D. L. & W. Chicago, Cleveland, New York

	6	8	La Salle Street Station		3	7
.....	*10.30	*10.20	Lv Chicago (C.T.)	Ar	6.35	2.40
.....	* 7.10	6.30	Ar Cleveland (E.T.)	Lv	10.59	8.15
.....	a 4.27	b 8.04	Ar New York (DL&W (E.T.))	Lv	* 9.15	* 6.45

C. & E. I. — L. & N. Chicago, St. Louis, Evansville, Nashville

	95	53	93-81	Dearborn Station		80-54	94	92
.....	*10.45	3.45	* 3.45	Lv Chicago (C&E I)	Ar	9.05	4.25	7.50
.....		4.32	4.32	" St. Louis (L&N)	"	8.05	8.05	
.....	5.50	9.50	10.10	" Evansville (L&N)	"	2.50	7.00	11.55
.....	10.10	1.05	1.30	Ar Nashville (C.T.) (L&N)	Lv	*11.30	* 3.50	* 8.00

Grand Trunk — Canadian National Rys. Chicago, Toronto, Montreal

				6		14		20-16		Dearborn Station		5	15	17
.....	*10.50	* 8.10	*10.00	Lv Chicago (C.T.)	Ar	6.30	7.25	7.45						
.....	2.12	7.48	9.42	Ar Hamilton (E.T.)	Lv	7.05	10.58	9.32						
.....	3.25	8.55	10.05	" Toronto	"	6.00	10.00	8.30						
.....	10.30	5.45	7.30	Ar Montreal (E.T.)	Lv	* 9.15	* 3.30	*11.00						

RESERVED COACH SEAT CHARGES
"THE CHALLENGER" — "CITY OF LOS ANGELES" — "CITY OF SAN FRANCISCO"
(Federal Transportation Tax of 10% not included)

BETWEEN	Chicago, Ill.	Savanna, Ill.	Perry, Ia.	Omaha, Neb.	Grand Island, Neb.	Sidney, Neb.	Cheyenne, Wyo.	Ogden, Utah	Salt Lake City, Utah	Milford, Utah	Las Vegas, Nev.	Los Angeles, Cal.	Reno, Nev.	Sacramento, Cal.	San Francisco, Cal.
Chicago, Ill.	\$.	\$ ②	\$.50	\$.50	\$ 1.50	\$ 1.50	\$ 1.50	\$ 1.50	\$ 1.50	\$ 2.00	\$ 2.00	\$ 2.00	\$ 2.00	\$ 2.00	\$ 2.00
Savanna, Ill.	②	②	.50	.50	1.50	1.50	1.50	1.50	1.50	2.00	2.00	2.00	2.00	2.00	2.00
Perry, Ia.	.50	.50	.50	.50	1.50	1.50	1.50	1.50	1.50	2.00	2.00	2.00	2.00	2.00	2.00
Omaha, Neb.	.50	.50	.50	.50	1.00	1.00	1.00	1.00	1.00	1.50	1.50	1.50	1.50	1.50	1.50
Grand Island, Neb.	1.50	1.50	1.50	1.00	1.00	1.00	1.00	1.00	1.00	1.50	1.50	1.50	1.50	1.50	1.50
Sidney, Neb.	1.50	1.50	1.50	1.00	1.00	1.00	1.00	1.00	1.00	1.50	1.50	1.50	1.50	1.50	1.50
Cheyenne, Wyo.	1.50	1.50	1.50	1.00	1.00	1.00	1.00	1.00	1.00	1.50	1.50	1.50	1.50	1.50	1.50
Ogden, Utah	1.50	1.50	1.50	1.00	1.00	1.00	1.00	1.00	1.00	1.50	1.50	1.50	1.00	1.00	1.00
Salt Lake City, Utah	1.50	1.50	1.50	1.00	1.00	1.00	1.00	1.00	1.00	1.00	1.00	1.00	1.00	1.00	1.00
Milford, Utah	2.00	2.00	2.00	1.50	1.50	1.50	1.50	1.50	1.00	1.00	1.00	1.00			
Las Vegas, Nev.	2.00	2.00	2.00	1.50	1.50	1.50	1.50	1.50	1.00	1.00	1.00	1.00			
Los Angeles, Cal.	2.00	2.00	2.00	1.50	1.50	1.50	1.50	1.50	1.00	1.00	1.00				
Reno, Nev.	2.00	2.00	2.00	1.50	1.50	1.50	1.50	1.00						1.00	1.00
Sacramento, Cal.	2.00	2.00	2.00	1.50	1.50	1.50	1.50	1.00					1.00		
San Francisco, Cal.	2.00	2.00	2.00	1.50	1.50	1.50	1.50	1.00					1.00		

"CITY OF ST. LOUIS" — "CITY OF ST. LOUIS-SAN FRANCISCO OVERLAND"
(Federal Transportation Tax of 10% not included)

BETWEEN	St. Louis, Mo.	Moberly, Mo.	Kansas City, Mo.	Topeka, Kan.	Salina, Kan.	Denver, Colo.	Rawlins, Wyo.	Ogden, Utah	Salt Lake City, Utah	Milford, Utah	Las Vegas, Nev.	Los Angeles, Cal.	Reno, Nev.	Sacramento, Cal.	San Francisco, Cal.
St. Louis, Mo.	\$.	\$ ①	\$ ①	\$ 1.50	\$ 1.50	\$ 1.50	\$ 1.50	\$ 1.50	\$ 1.50	\$ 2.00	\$ 2.00	\$ 2.00	\$ 2.00	\$ 2.00	\$ 2.00
Moberly, Mo.	①	①	①	1.50	1.50	1.50	1.50	1.50	1.50	2.00	2.00	2.00	2.00	2.00	2.00
Kansas City, Mo.	①	①	①	1.00	1.00	1.00	1.00	1.00	1.00	1.50	1.50	1.50	1.50	1.50	1.50
Topeka, Kan.	1.50	1.50	1.00	1.00	1.00	1.00	1.00	1.00	1.00	1.50	1.50	1.50	1.50	1.50	1.50
Salina, Kan.	1.50	1.50	1.00	1.00	1.00	1.00	1.00	1.00	1.00	1.50	1.50	1.50	1.50	1.50	1.50
Denver, Colo.	1.50	1.50	1.00	1.00	1.00	1.00	1.00	1.00	1.00	1.50	1.50	1.50	1.50	1.50	1.50
Rawlins, Wyo.	1.50	1.50	1.00	1.00	1.00	1.00	1.00	1.00	1.00	1.50	1.50	1.50	1.50	1.50	1.50
Ogden, Utah	1.50	1.50	1.00	1.00	1.00	1.00	1.00	1.00	1.00	1.50	1.50	1.50	1.00	1.00	1.00
Salt Lake City, Utah	1.50	1.50	1.00	1.00	1.00	1.00	1.00	1.00	1.00	1.00	1.00	1.00	1.00	1.00	1.00
Milford, Utah	2.00	2.00	1.50	1.50	1.50	1.50	1.50	1.50	1.00	1.00	1.00	1.00			
Las Vegas, Nev.	2.00	2.00	1.50	1.50	1.50	1.50	1.50	1.50	1.00	1.00	1.00	1.00			
Los Angeles, Cal.	2.00	2.00	1.50	1.50	1.50	1.50	1.50	1.50	1.00	1.00	1.00				
Reno, Nev.	2.00	2.00	1.50	1.50	1.50	1.50	1.50	1.00						1.00	1.00
Sacramento, Cal.	2.00	2.00	1.50	1.50	1.50	1.50	1.50	1.00					1.00		
San Francisco, Cal.	2.00	2.00	1.50	1.50	1.50	1.50	1.50	1.00					1.00		

Each person occupying a seat, including children, must pay full Reserved Coach Seat Fare.

NO REFUND unless space released not later than:

- 48 hours before departure if bought more than 48 hours in advance.
- 24 hours before departure if bought 24 to 48 hours in advance.
- 3 hours before departure if bought on day of departure.

Only exception is for missed connection due to delayed trains.

- Charge not applicable locally on Wabash R. R.
- Charge not applicable locally Chicago-Savanna, Ill. inclusive.

The Reserved Seat charge does not apply on trips made within the State of California.

Check the advantages
of the

Family Travel Plan

- Saves money when family travels together by train
- Good in coaches or sleeping cars
- Liberal free baggage allowance
- Start trip on Monday, Tuesday, Wednesday or Thursday.
- On Round Trips return on any day of the week.
- Good on all Trains excepting Nos. 115 and 116 between Las Vegas and Los Angeles.

Ask your local Union Pacific Agent to figure the cost for you



Union Pacific

ONE WAY RAIL FARES — 30 DAY LIMIT

(Federal Transportation Tax of 10% not included)
These Westbound fares are compiled from current Tariffs as of April 15, 1959 for information only. Not to be used for selling purposes. Subject to change without notice.

TO	CLASS	Los Angeles, San Diego, Calif.		San Francisco, Calif.		Portland, Ore.		Seattle, Wash.		Spokane, Walla Walla, Wash.		Salt Lake City, Utah		Denver, Colo.		Boise, Ida.		Las Vegas, Nev.			
		FIRST	COACH	FIRST	COACH	FIRST	COACH	FIRST	COACH	FIRST	COACH	FIRST	COACH	FIRST	COACH	FIRST	COACH	FIRST	COACH	FIRST	COACH
Albany, N. Y.		\$130.30	\$92.21	\$137.76	\$94.88	\$136.34	\$92.86	\$136.34	\$92.86	\$124.15	\$84.16	\$111.20	\$74.92	\$93.54	\$62.29	\$122.84	\$83.23	\$126.95	\$89.84	\$126.95	\$89.84
Atlanta, Ga. (via Chicago)		94.23	67.47	100.75	71.53	108.75	77.74	111.37	79.61	99.17	70.91	78.51	56.14	69.85	42.81	91.84	65.70	88.16	62.97	88.16	62.97
Atlanta, Ga. (via St. Louis or Kansas City)		90.39	64.56	98.96	70.58	108.75	77.74	111.37	79.61	99.17	70.91	78.51	56.14	69.85	42.81	91.84	65.70	88.16	62.97	88.16	62.97
Baltimore, Md. (via B&O)		116.74	82.33	128.20	88.35	120.79	87.68	120.79	87.68	108.60	78.96	95.65	69.72	77.99	57.10	107.29	78.04	112.39	80.62	112.39	80.62
Baltimore, Md. (via Penna RR)		118.41	84.63	125.87	90.02	132.75	90.60	132.75	90.60	120.56	81.90	107.62	72.66	89.95	60.03	119.25	80.97	124.99	85.06	124.99	85.06
Birmingham, Ala. (via Chicago)		94.23	67.47	97.86	69.95	101.68	72.68	104.31	74.55	92.11	65.85	71.44	51.08	52.78	37.75	84.77	60.64	88.81	63.48	88.81	63.48
Birmingham, Ala. (via St. Louis or Kansas City)		84.26	60.23	91.79	65.61	101.68	72.68	104.31	74.55	92.11	65.85	71.44	51.08	52.78	37.75	84.77	60.64	88.81	63.48	88.81	63.48
Boston, Mass. (via Albany)		139.84	99.69	143.60	101.19	140.79	99.17	140.79	99.17	128.60	80.47	115.63	81.23	87.95	58.50	127.29	84.54	139.54	95.87	139.54	95.87
Buffalo, N. Y. (via NYC)		119.91	82.77	119.91	82.77	117.04	79.17	117.04	79.17	104.37	72.05	91.96	62.81	74.30	50.18	103.33	71.12	109.33	75.21	109.33	75.21
Buffalo, N. Y. (via Nickel Plate)		110.04	79.11	110.04	79.11	107.23	77.09	107.23	77.09	95.04	68.38	82.09	59.14	64.43	46.52	93.72	67.45	99.46	71.54	99.46	71.54
Charleston, W. Va.		102.02	73.25	105.85	76.32	107.56	77.88	107.56	77.88	95.37	69.17	81.70	59.63	62.70	46.05	93.32	67.97	99.06	71.35	99.06	71.35
Chattanooga, Tenn. (via Chicago)		94.23	67.47	97.86	69.95	105.27	75.20	106.27	76.27	94.07	67.56	75.03	53.60	56.12	40.28	86.74	62.37	92.04	65.91	92.04	65.91
Chattanooga, Tenn. (via St. Louis)		87.85	62.76	95.39	69.13	105.27	75.20	106.27	76.27	94.07	67.56	75.03	53.60	56.12	40.28	86.74	62.37	92.04	65.91	92.04	65.91
Chicago, Ill.		85.56	61.12	85.56	61.12	82.75	59.10	82.75	59.10	70.56	50.40	57.61	41.16	39.95	28.53	74.98	53.47	88.50	61.57	88.50	61.57
Cincinnati, Ohio (via NYC or Penna.)		101.14	71.05	102.52	72.61	102.00	71.20	102.00	71.20	89.81	62.50	77.11	53.34	57.66	43.47	88.50	61.57	94.48	65.74	94.48	65.74
Cleveland, Ohio (via B&O)		102.52	73.88	102.52	73.88	99.71	71.86	99.71	71.86	87.52	63.15	74.57	53.92	56.91	41.29	86.21	62.22	91.94	66.32	91.94	66.32
Cleveland, Ohio (via NYC)		107.85	75.19	107.85	75.19	105.04	73.15	105.04	73.15	92.85	64.47	79.90	55.23	62.24	42.60	91.54	63.54	97.27	67.63	97.27	67.63
Cleveland, Ohio (via Nickel Plate)		101.42	72.78	101.42	72.78	98.61	70.76	98.61	70.76	86.42	62.04	73.47	52.82	55.81	40.18	85.10	61.12	90.84	65.22	90.84	65.22
Columbus, Ohio (via B&O)		99.87	71.66	99.87	72.02	98.40	70.81	98.40	70.81	86.21	62.11	73.26	52.87	55.60	40.25	84.89	61.17	90.63	65.27	90.63	65.27
Columbus, Ohio (via NYC or Penna.)		106.12	75.47	106.14	76.02	103.31	72.02	103.31	72.02	91.12	63.32	78.17	54.08	60.51	41.45	89.81	62.39	95.54	66.48	95.54	66.48
Columbia, S. C.		100.82	71.79	108.99	77.68	119.58	85.48	120.98	85.63	108.87	78.11	89.34	63.88	70.70	50.55	101.56	72.92	98.28	70.18	98.28	70.18
Denver, Colo.		82.58	57.63	82.58	57.63	83.01	57.86	83.01	57.86	48.35	34.57	22.76	16.26	34.47	24.63	40.13	28.67
Des Moines, Iowa		73.32	52.37	73.32	52.37	73.44	52.46	73.44	52.46	61.50	43.92	44.18	31.55	26.51	18.95	55.82	39.91	61.55	43.95	61.55	43.95
Detroit, Mich. (via Wab. and St. Louis or via Gr. Trk.)		99.72	71.72	99.72	71.72	96.92	69.70	96.92	69.70	84.71	60.99	71.78	51.75	54.11	39.12	83.40	60.06	89.13	64.16	89.13	64.16
Detroit, Mich. (via C&O)		101.74	71.72	101.74	71.72	98.93	69.70	98.93	69.70	86.74	60.99	73.79	51.77	56.13	39.12	85.43	60.06	91.56	64.16	91.56	64.16
Detroit, Mich. (via NYC)		104.17	72.80	104.17	72.80	101.36	70.78	101.36	70.78	89.17	62.08	76.22	52.84	58.56	40.21	87.86	61.15	93.69	65.24	93.69	65.24
Evansville, Ind. (via Chicago)		87.32	62.87	87.32	62.87	91.71	65.65	92.68	66.35	87.66	62.84	45.39	43.85	31.82	74.45	53.73	80.21	57.48	80.21	57.48	
Evansville, Ind. (via St. Louis)		94.26	69.23	94.26	69.23	91.71	65.65	92.68	66.35	80.48	57.62	61.53	44.09	42.50	31.51	73.16	52.43	78.90	56.48	78.90	56.48
Greensboro, N. C.		105.46	75.33	113.73	81.28	121.21	86.58	121.57	86.82	110.00	78.94	90.96	64.98	72.05	61.65	102.68	73.74	103.23	79.73	103.23	79.73
Hartford, Conn.		134.27	95.79	138.03	97.29	135.22	95.27	135.22	95.27	123.03	86.94	110.08	77.33	92.42	64.70	121.72	85.64	127.45	89.73	127.45	89.73
Indianapolis, Ind. (via NYC or Penna.)		95.41	68.90	95.41	68.90	94.84	66.67	94.84	66.67	82.65	57.97	70.75	49.29	51.34	35.49	81.34	57.04	88.16	61.69	88.16	61.69
Jackson, Miss. (via Chicago)		74.23	67.47	97.86	69.95	96.33	68.95	101.40	72.67	90.49	64.68	75.63	54.76	58.95	42.18	85.75	62.03	92.04	65.87	92.04	65.87
Jackson, Miss. (via St. Louis)		98.62	66.18	98.62	66.18	96.33	68.95	101.40	72.67	90.49	64.68	75.63	54.76	58.95	42.18	85.75	62.03	92.04	65.87	92.04	65.87
Jacksonville, Fla.		93.35	71.95	93.35	71.95	90.79	62.58	90.79	62.58	80.78	79.18	90.12	64.42	71.46	51.09	103.45	73.98	97.59	69.74	97.59	69.74
Kansas City, Mo.		67.86	48.48	67.86	48.48	76.16	54.48	76.16	54.48	63.96	45.75	45.67	32.63	24.65	17.62	57.33	40.98	62.10	44.42	62.10	44.42
Knoxville, Tenn. (via Chicago)		94.23	67.47	100.05	71.53	107.47	76.78	108.36	77.65	96.26	69.14	77.23	55.16	58.31	41.85	88.94	63.95	92.04	65.91	92.04	65.91
Knoxville, Tenn. (via St. Louis)		92.60	66.15	100.05	71.53	107.47	76.78	108.36	77.65	96.26	69.14	77.23	55.16	58.31	41.85	88.94	63.95	92.04	65.91	92.04	65.91
Louisville, Ky. (via Monon and Chicago)		90.94	65.57	92.95	66.77	97.82	70.55	97.82	70.55	85.62	61.83	68.47	49.30	49.47	35.71	80.09	57.25	85.83	61.70	85.83	61.70
Louisville, Ky. (via St. Louis)		89.10	63.69	92.95	66.77	97.82	70.55	97.82	70.55	85.62	61.83	68.47	49.30	49.47	35.71	80.09	57.25	85.83	61.70	85.83	61.70
Memphis, Tenn. (via Chicago)		91.79	65.56	91.79	65.56	91.91	65.66	94.53	67.53	82.32	58.82	61.67	44.06	43.01	30.72	74.99	53.61	76.44	54.61	76.44	54.61
Memphis, Tenn. (via St. Louis)		78.62	56.18	82.02	58.59	91.91	65.66	94.53	67.53	82.32	58.82	61.67	44.06	43.01	30.72	74.99	53.61	76.44	54.61	76.44	54.61
Memphis, Tenn. (via Kansas City)		74.49	53.20	82.02	58.59	91.91	65.66	94.53	67.53	82.32	58.82	61.67	44.06	43.01	30.72	74.99	53.61	76.44	54.61	76.44	54.61
Miami, Fla.		113.84	81.35	121.37	86.73	134.42	96.01	137.05	97.89	124.83	89.18	104.17	74.42	85.52	61.09	117.51	83.98	111.59	79.75	111.59	79.75
Milwaukee, Wisc.		87.50	62.52	87.50	62.52	82.75	59.10	82.75	59.10	70.56	50.40	59.80	42.74	40.71	29.17	70.02	50.05	77.17	55.74	77.17	55.74
Minneapolis, Minn.		81.15	57.97	81.13	57.97	73.70	52.66	73.70	52.66	63.01	45.00	53.40	38.15	34.34	24.54	63.65	45.50	70.77	50.55	70.77	50.55
Montgomery, Ala. (via Chicago)		94.23	67.47	97.86	69.95	104.83	74.90	107.46	76.77	95.26	68.06	75.03	53.30	55.94	39.96	87.93	62.85	92.04	65.70	92.04	65.70
Montgomery, Ala. (via St. Louis)		84.26	60.23	91.79	65.61	104.83	74.90	107.46	76.77	95.26	68.06	75.03	53.30	55.94	39.96	87.93	62.85	92.04	65.70	92.04	65.70
Nashville, Tenn. (via Chicago)		94.23	67.47	94.24	68.06	98.77	70.92	99.75	71.82	87.55	62.91	68.60	49.39	49.60	35.81	80.23	57.72	85.			

ROUND TRIP RAIL FARES — SIX MONTHS LIMIT

(Federal Transportation Tax of 10% not included)

These Westbound fares are compiled from current Tariffs as of April 15, 1959 for information only. Not to be used for selling purposes. Subject to change without notice.

FROM	TO	Los Angeles, San Diego Calif.		San Francisco Calif.		Portland, Ore., Tacoma, Seattle, Wash.		Spokane, Walla Walla, Wn., Lewiston, Ida.		Salt Lake City, Utah		Cedar City, Utah		West Yellowstone Mont., Victor, Ida.		Sun Valley, Ida., Ketchum, Ida.		Denver, Colo.			
		CLASS		FIRST	COACH	FIRST	COACH	FIRST	COACH	FIRST	COACH	FIRST	COACH	FIRST	COACH	FIRST	COACH	FIRST	COACH	FIRST	COACH
		1st	2nd	1st	2nd	1st	2nd	1st	2nd	1st	2nd	1st	2nd	1st	2nd	1st	2nd	1st	2nd	1st	2nd
Aberdeen, S. D.		\$126.00	\$97.40	\$126.00	\$97.40	\$101.23	\$78.30	\$86.45	\$68.90	\$97.55	\$69.70	\$116.70	\$83.30	\$99.40	\$71.10	\$101.95	\$80.00	\$63.15	\$45.15	\$76.00	\$51.30
Akron, Ohio		173.80	129.00	173.80	129.00	161.15	119.60	141.35	109.60	138.05	98.70	152.45	108.95	133.20	95.25	141.35	109.60	106.30	76.00	106.30	76.00
Baltimore, Md. (via B & O)		241.35	161.90	241.35	161.90	228.70	162.50	208.90	142.50	205.60	131.60	206.70	139.10	187.45	125.40	208.90	142.50	142.50	173.85	108.90	108.90
Albany, N. Y.		161.00	120.30	161.00	120.30	164.80	119.25	151.40	109.65	131.90	101.10	160.65	114.80	149.20	106.70	150.40	109.65	107.75	77.10	107.75	77.10
Atlanta, Ga. (via Chicago)		161.00	120.30	161.00	120.30	164.80	119.25	151.40	109.65	131.90	101.10	160.65	114.80	149.20	106.70	150.40	109.65	107.75	77.10	107.75	77.10
Atlanta, Ga. (via St. Louis)		161.00	120.30	161.00	120.30	164.80	119.25	151.40	109.65	131.90	101.10	160.65	114.80	149.20	106.70	150.40	109.65	107.75	77.10	107.75	77.10
Atlanta, Ga. (via Kansas City)		211.75	153.00	211.75	153.00	199.10	143.60	179.30	133.60	176.00	122.70	190.40	132.95	171.15	119.25	179.30	133.60	144.25	99.95	144.25	99.95
Baltimore, Md. (via PennaRR)		234.45	158.05	234.45	158.05	221.80	148.65	202.00	138.65	198.70	127.75	200.70	135.40	181.45	121.70	202.00	138.65	166.95	106.00	166.95	106.00
Birmingham, N. Y. (via DLW-NKP via Chgo.)		205.35	147.95	205.35	147.95	192.70	138.55	172.90	128.55	169.60	117.65	194.25	132.45	175.00	118.75	202.00	138.65	148.10	97.75	148.10	97.75
Birmingham, Ala. (via Chicago)		148.25	111.20	148.25	111.20	152.05	110.15	138.65	100.55	119.15	92.00	147.85	105.70	136.50	97.55	137.65	100.55	95.05	67.95	100.55	67.95
Birmingham, Ala. (via St. Louis)		148.25	111.20	148.25	111.20	152.05	110.15	138.65	100.55	119.15	92.00	147.85	105.70	136.50	97.55	137.65	100.55	95.05	67.95	100.55	67.95
Birmingham, Ala. (via Kansas City)		250.93	169.99	250.93	169.99	238.28	161.04	218.48	151.54	215.18	144.69	229.58	154.94	210.33	141.24	218.48	151.54	183.43	119.34	183.43	119.34
Boston, Mass. (via Albany)		204.80	141.35	204.80	141.35	192.15	131.95	172.35	121.95	169.05	111.05	174.90	119.60	155.65	105.80	172.35	121.95	137.30	88.30	137.30	88.30
Buffalo, N. Y. (via Nickel Plate)		188.45	137.60	188.45	137.60	176.20	128.20	156.40	118.20	153.10	107.30	164.80	115.35	145.55	101.65	156.40	118.20	118.65	82.00	118.65	82.00
Canton, Ohio		186.45	132.40	186.45	132.40	173.80	123.00	154.00	113.00	150.70	102.10	158.95	111.00	139.70	97.30	154.00	113.00	118.95	79.25	118.95	79.25
Charleston, W. Va.		174.40	130.60	174.40	130.60	171.05	121.40	154.20	111.80	141.00	105.30	165.30	118.35	146.05	102.60	154.20	111.80	111.00	80.80	111.00	80.80
Charlotte, N. C. (via Chicago)		180.90	134.45	180.90	134.45	182.65	130.80	168.25	121.20	151.80	114.45	179.30	128.10	164.90	118.55	169.25	121.20	120.70	90.50	120.70	90.50
Charlotte, N. C. (via St. Louis)		180.90	134.45	180.90	134.45	182.65	130.80	168.25	121.20	151.80	114.45	179.30	128.10	164.90	118.55	169.25	121.20	120.70	90.50	120.70	90.50
Chattanooga, Tenn. (via Chicago)		156.05	115.75	156.05	115.75	157.50	112.85	144.10	103.25	126.90	96.55	154.30	110.20	139.90	100.70	143.80	103.25	101.05	72.55	101.05	72.55
Chattanooga, Tenn. (via St. Louis)		156.05	115.75	156.05	115.75	157.50	112.85	144.10	103.25	126.90	96.55	154.30	110.20	139.90	100.70	143.80	103.25	101.05	72.55	101.05	72.55
Chicago, Ill.		139.45	104.40	139.45	104.40	126.80	95.00	107.00	85.00	103.70	74.10	118.10	84.35	99.85	70.65	107.00	85.00	85.00	51.40	85.00	51.40
Cincinnati, Ohio (via NYC or Penna)		176.15	126.00	176.15	126.00	164.50	117.00	145.15	106.95	141.85	97.10	151.25	106.65	132.00	92.95	145.15	116.45	107.60	72.75	107.60	72.75
Cleveland, Ohio (via NYC)		183.15	130.85	183.15	130.85	170.50	121.45	150.70	111.45	147.00	100.55	166.10	109.50	136.85	95.80	150.70	111.45	115.65	77.85	115.65	77.85
Cleveland, Ohio (via Nickel Plate)		172.55	128.20	172.55	128.20	159.90	118.80	140.10	105.80	136.80	97.90	149.40	106.65	130.15	92.95	140.10	108.80	103.25	73.30	103.25	73.30
Columbus, Ohio (via Penna)		180.00	129.10	180.00	129.10	161.50	116.60	147.55	109.70	144.25	98.80	153.35	107.85	134.10	94.15	147.55	109.70	112.50	76.05	112.50	76.05
Columbia, S. C. (via Chicago)		179.25	134.25	179.25	134.25	183.90	131.90	170.80	122.30	151.40	115.05	179.25	128.75	166.35	119.65	169.90	122.30	120.30	91.10	120.30	91.10
Columbia, S. C. (via St. Louis)		179.25	134.25	179.25	134.25	183.90	131.90	170.80	122.30	151.40	115.05	179.25	128.75	166.35	119.65	169.90	122.30	120.30	91.10	120.30	91.10
Dallas, Tex. (via Kansas City)		121.65	91.95	121.65	91.95	*126.60	*94.80	119.80	93.80	90.80	64.90	110.00	78.55	111.15	79.50	112.40	80.35	58.00	41.60	58.00	41.60
Dallas, Tex. (via Denver)		101.95	79.65	116.95	87.55	*126.60	*94.80	119.80	93.80	90.80	64.90	110.00	78.55	111.15	79.50	112.40	80.35	58.00	41.60	58.00	41.60
Davenport, Iowa		132.55	101.60	132.55	101.60	120.95	92.30	108.40	82.25	91.70	65.50	110.75	79.10	91.50	65.40	108.40	77.70	59.90	42.85	77.70	42.85
Dayton, Ohio (via B & O)		165.85	123.95	165.85	123.95	153.20	114.55	133.40	104.55	130.10	93.65	144.60	103.90	125.25	90.20	133.40	104.55	97.95	70.30	97.95	70.30
Dayton, Ohio (via PennaRR)		174.15	126.00	174.15	126.00	167.35	119.70	141.70	106.60	138.40	95.70	151.25	106.65	132.00	92.95	141.70	106.60	108.05	72.95	108.05	72.95
Decatur, Ill. (via Chicago)		139.45	104.40	139.45	104.40	126.80	95.00	107.00	85.00	103.70	74.10	118.10	84.35	99.85	70.65	107.00	85.00	83.75	59.80	83.75	59.80
Decatur, Ill. (via St. Louis)		139.45	104.40	139.45	104.40	126.80	95.00	107.00	85.00	103.70	74.10	118.10	84.35	99.85	70.65	107.00	85.00	83.75	59.80	83.75	59.80
Denver, Colo.		88.95	70.20	88.95	70.20	85.20	63.90	67.95	59.25	41.00	29.30	62.20	42.95	56.23	40.20	67.95	59.25	61.55	34.15	59.25	34.15
Des Moines, Iowa		123.10	84.50	123.10	84.50	112.80	85.80	149.40	75.60	79.55	56.80	98.75	70.50	82.60	59.10	98.75	70.50	69.00	47.75	69.00	47.75
Detroit, Mich. (via GT)		168.85	125.80	168.85	125.80	156.20	116.40	138.40	106.40	133.10	95.50	142.20	104.95	126.95	91.25	138.40	106.40	100.05	71.95	100.05	71.95
Detroit, Mich. (via C & O)		171.35	125.00	171.35	125.00	158.70	115.60	138.90	105.60	135.60	94.70	150.20	104.95	130.95	91.25	138.90	105.60	104.05	71.95	104.05	71.95
Detroit, Mich. (via Wab.)		168.55	125.80	168.55	125.80	156.20	116.40	138.40	106.40	133.10	95.50	142.20	104.95	126.95	91.25	138.40	106.40	100.05	71.95	100.05	71.95
Detroit, Mich. (via NYC)		176.40	127.15	176.40	127.15	163.75	117.75	143.95	107.75	140.85	96.85	150.20	106.00	130.95	92.30	143.95	107.75	108.90	74.10	108.90	74.10
Duluth, Minn.		136.05	104.40	136.05	104.40	*114.31	*86.95	99.30	76.95	106.55	76.15	122.35	87.45	*81.31	*63.03	106.55	76.95	72.25	61.65	72.25	61.65
Erie, Pa. (via Nickel Plate)		181.20	133.20	181.20	133.20	168.55	123.95	113.80	82.25	109.90	157.60	111.50	138.55	148.50	113.80	148.50	113.80	111.45	77.90	111.45	77.90
Erie, Pa. (via NYC)		194.60	136.35	194.60	136.35	181.95	126.95	162.15	116.95	158.85	106.05	168.05	114.75	146.80	101.05	162.15	116.95	127.10	83.35	127.10	83.35
Evansville, Ind. (via Chicago)		151.90	113.80	151.90	113.80	139.25	104.40	127.10	100.05	111.85	81.75	138.20	98.65	118.95	84.95	127.10	93.95	78.95	57.30	78.95	57.30
Evansville, Ind. (via St. Louis)		145.30	104.10	145.30	104.10	133.65	95.50	120.15	85.90	110.80											

FROM	TO		Los Angeles, San Diego, Calif.		San Francisco, Calif.		Portland, Ore.; Tacoma, Seattle, Wash.		Spokane, Walla Walla, Lewiston, Idaho.		Salt Lake City, Utah.		Cedar City, Utah.		West Yellowstone, Mont. Victor, Ida.		Sun Valley, Ketchum, Ida.		Denver, Colo.	
	CLASS	COACH	FIRST	COACH	FIRST	COACH	FIRST	COACH	FIRST	COACH	FIRST	COACH	FIRST	COACH	FIRST	COACH	FIRST	COACH	FIRST	COACH
Louisville, Ky. (via St. Louis)	\$160.35	\$119.70	\$160.35	\$119.70	\$148.70	\$110.70	\$135.20	\$100.65	\$126.70	\$ 80.80	\$142.50	\$102.45	\$127.95	\$ 82.10	\$135.20	\$100.65	\$ 89.10	\$ 64.35	\$ 89.10	\$ 64.35
Madison, Wisc. (via Chicago)	139.45	104.40	139.45	104.40	126.80	95.00	107.00	85.00	107.00	76.55	118.10	84.35	98.85	70.65	107.00	85.00	72.75	52.05	72.75	52.05
Marion, Iowa (via Omaha)	130.00	99.55	130.00	99.55	116.15	88.65	102.65	78.70	90.15	64.45	105.50	75.35	88.25	61.65	102.65	74.80	55.75	39.90	55.75	39.90
Memphis, Tenn. (via Chicago)	143.75	103.95	143.75	103.95	136.65	87.50	123.15	87.90	88.10	88.10	143.75	101.75	118.85	84.90	123.15	87.90	81.45	65.40	81.45	65.40
Memphis, Tenn. (via St. Louis)	131.95	98.55	131.95	98.55	136.65	87.50	123.15	87.90	111.05	79.35	130.20	93.00	118.85	84.90	123.15	87.90	77.45	55.35	77.45	55.35
Memphis, Tenn. (via Kansas City)	131.95	98.55	131.95	98.55	136.65	87.50	123.15	87.90	111.05	79.35	130.20	93.00	118.85	84.90	123.15	87.90	77.45	55.35	77.45	55.35
Miami, Fla.	201.60	149.35	201.60	149.35	211.60	152.30	142.70	177.80	134.15	104.15	201.60	147.80	197.20	141.00	196.30	142.70	153.95	110.00	153.95	110.00
Milwaukee, Wisc.	139.45	104.40	139.45	104.40	126.80	95.00	107.00	85.00	107.00	76.95	118.10	84.35	98.85	70.65	107.00	85.00	73.30	52.40	73.30	52.40
Minneapolis, Minn.	136.05	104.40	136.05	104.40	129.58	82.65	99.40	75.60	96.10	68.90	112.65	80.50	* 81.98	* 58.40	107.00	75.80	61.85	44.20	61.85	44.20
Montgomery, Ala. (via Chicago)	148.25	111.20	148.25	111.20	158.25	114.15	144.80	104.55	124.45	96.00	148.25	109.70	144.00	102.95	142.95	104.55	100.70	71.95	100.70	71.95
Montgomery, Ala. (via St. Louis)	148.25	111.20	148.25	111.20	158.25	114.15	144.80	104.55	124.45	96.00	148.25	109.70	144.00	102.95	142.95	104.55	100.70	71.95	100.70	71.95
Montreal, Quebec	212.35	161.85	212.35	161.85	190.60	145.20	179.90	142.45	176.80	131.55	186.90	140.10	167.65	126.40	179.90	142.45	140.75	107.15	140.75	107.15
Nashville, Tenn. (via Chicago)	148.25	111.20	148.25	111.20	146.35	105.10	131.95	95.50	116.30	89.00	142.75	102.65	128.20	92.30	131.95	95.50	89.30	64.50	89.30	64.50
Nashville, Tenn. (via St. Louis)	148.25	111.20	148.25	111.20	146.35	105.10	131.95	95.50	116.30	89.00	142.75	102.65	128.20	92.30	131.95	95.50	89.30	64.50	89.30	64.50
New Haven, Conn.
New Orleans, La. (via Chicago)	143.75	103.95	143.75	103.95	154.00	109.70	140.65	100.25	140.55	100.25	143.75	103.95	140.55	100.25	140.55	100.25	115.80	84.95	115.80	84.95
New Orleans, La. (via St. Louis)	131.95	98.55	131.95	98.55	154.00	109.70	140.65	100.25	123.75	88.40	131.95	98.55	140.55	100.25	140.55	100.25	92.65	66.75	92.65	66.75
New York, N. Y. (via NYC or PennaRR)	262.10	167.95	262.10	167.95	239.45	158.55	219.65	148.65	216.35	137.65	216.05	144.65	196.80	131.15	219.65	148.55	184.90	114.95	184.90	114.95
New York, N. Y. (via DLW-NYC)	242.10	166.40	242.10	166.40	229.45	157.00	209.65	147.00	206.35	135.10	209.65	147.00	166.10	109.00	166.10	109.00
New York, N. Y. (via L. V.)	231.05	167.65	231.05	167.65	218.40	158.25	198.60	148.25	195.30	137.35	198.60	148.25	167.65	109.00	167.65	109.00
New York, N. Y. (via Erie)	220.95	158.25	220.95	158.25	208.30	148.85	188.60	138.85	185.20	127.95	188.60	138.85	153.45	105.25	153.45	105.25
Newark, N. J.	251.00	167.20	251.00	167.20	233.35	157.80	218.55	147.80	215.25	136.90	215.10	144.15	196.85	130.45	218.55	147.80	183.50	114.20	183.50	114.20
Norfolk, Va.	206.75	152.95	206.75	152.95	205.85	144.40	187.15	134.90	175.25	128.10	198.30	138.35	179.05	124.60	187.15	134.90	144.15	105.35	144.15	105.35
Oklahoma City, Okla. (via Kansas City)	121.55	91.95	121.55	91.95	118.90	90.20	105.40	80.30	80.80	64.90	110.00	78.60	101.95	72.90	105.40	80.30	58.00	41.50	58.00	41.50
Oklahoma City, Okla. (via Denver)	103.80	81.10	113.95	87.05	118.90	90.20	105.40	80.30	83.25	69.45	102.45	73.10	97.45	69.75	105.40	74.95
Omaha, Neb.	113.95	87.60	113.95	87.60	106.35	79.65	92.85	69.70	71.70	61.25	90.90	64.90	74.15	53.05	87.60	61.60	29.05	26.70	61.60	26.70
Oshkosh, Wisc. (via Chicago)	139.45	104.40	139.45	104.40	126.80	95.00	107.00	85.00	107.00	76.95	118.10	84.35	98.85	70.65	107.00	85.00	72.75	52.05	72.75	52.05
Peoria, Ill.	136.65	103.30	136.65	103.30	124.40	94.00	107.00	83.85	96.35	68.80	115.55	82.50	88.00	70.00	107.00	81.00	64.55	46.15	64.55	46.15
Perry, Iowa (via Omaha)	122.15	94.00	122.15	94.00	110.60	82.85	97.10	72.90	79.55	68.80	98.75	70.50	82.60	59.10	95.20	69.10	46.40	33.25	46.40	33.25
Philadelphia, Pa. (via PennaRR)	240.90	161.70	240.90	161.70	228.25	152.30	208.45	142.30	205.15	131.40	206.30	138.90	187.05	125.20	208.45	142.30	160.15	105.95	160.15	105.95
Pittsburgh, Pa. (via B & O)	184.15	134.75	184.15	134.75	171.50	125.35	151.70	115.35	148.40	104.45	162.80	114.70	143.55	101.00	151.70	115.35	116.65	81.70	116.65	81.70
Pittsburgh, Pa. (via PennaRR)	198.20	137.90	198.20	137.90	185.55	128.50	165.75	118.50	162.45	107.60	163.15	116.25	149.90	102.55	165.75	118.50	129.75	84.85	129.75	84.85
Portland, Me. (via Boston, Mass. and Albany, N. Y.)	263.81	178.37	263.81	178.37	251.15	169.42	231.36	159.92	228.06	153.07	242.46	163.32	223.21	149.62	231.36	159.92	196.31	127.72	196.31	127.72
Richmond, Va.	201.65	148.00	201.65	148.00	200.50	142.75	166.55	133.36	169.90	126.65	197.65	131.95	178.40	124.10	186.55	133.15	102.30	73.95	102.30	73.95
Rochester, Minn.	132.90	102.95	132.90	102.95	112.80	85.60	99.45	75.60	90.10	64.35	108.85	77.85	89.60	64.15	99.40	75.60	58.30	41.70	58.30	41.70
Rochester, N. Y.	213.00	145.95	213.00	145.95	200.35	138.55	180.55	126.55	177.25	115.65	174.05	122.00	154.80	108.30	180.55	126.55	145.50	92.95	145.50	92.95
Rockford, Ill. (via Omaha)	139.45	104.40	139.45	104.40	123.55	94.45	104.60	84.35	101.25	72.35	114.75	81.95	95.50	68.25	104.60	82.70	66.90	47.85	66.90	47.85
Rockford, Ill. (via Chicago)	139.45	104.40	139.45	104.40	126.80	95.00	107.00	85.00	106.35	76.00	118.10	84.35	98.85	70.65	107.00	85.00	71.85	51.45	71.85	51.45
Rock Island, Ill. (via Omaha)	132.55	101.60	132.55	101.60	121.05	92.35	102.40	81.95	89.30	61.85	110.55	79.15	91.60	55.45	102.40	77.80	49.80	35.90	77.80	35.90
St. Joseph, Mo. (via Omaha)	113.95	87.60	113.95	87.60	106.35	79.65	92.85	69.70	73.60	66.15	97.80	69.85	81.25	58.05	92.85	68.35	42.65	30.60	68.35	30.60
St. Joseph, Mo. (via Kansas City)	113.95	87.60	113.95	87.60	106.35	79.65	92.85	69.70	82.25	58.75	101.45	72.45	85.70	61.35	92.85	69.70	44.40	31.75	69.70	31.75
St. Louis, Mo.	131.95	99.10	131.95	99.10	120.30	90.10	106.80	80.05	98.30	70.20	116.70	83.35	102.70	73.45	106.80	80.05	63.30	45.25	63.30	45.25
St. Paul, Minn.	136.05	104.40	136.05	104.40	109.60	* 82.65	95.05	75.60	96.15	68.70	111.90	79.95	* 81.98	59.61	99.40	75.60	61.85	44.20	61.85	44.20
Salt Lake City, Utah	* 54.15	38.70	59.55	42.60	* 61.50	* 43.95	55.05	39.40	19.25	13.70	* 22.80	* 16.35	24.20	17.30	41.00	29.30	41.00	29.30
San Antonio, Tex. (via Kansas City)	121.55	91.95	121.55	91.95	132.65	99.30	132.65	99.30	108.00	77.15	121.55	87.60	128.35	91.75	129.60	92.65	75.20	53.75	92.65	53.75
San Antonio, Tex. (via Denver)	103.90	79.65	116.95	87.55	132.65	99.30	132.65	99.30	108.00	77.15	101.55	77.45	128.35	91.75	129.60	92.65	75.20	53.75	92.65	53.75
Savannah, Ill. (via Omaha)	136.10	103.35	136.10	103.35	119.95	92.30	103.40	82.25	94.50	67.55	110.45	78.85	91.20	65.15	103.40	79.45	55.95	44.55	79.45	44.55
Savannah, Ga. (via Chicago)	179.30	133.30	179.30	133.30	184.15	132.60	170.70	123.00	154.35	114.45	179.30	128.20	164.40	121.75	168.85	123.00	119.25	90.90	119.25	90.90
Savannah, Ga. (via St. Louis)	179.30	133.																		

PULLMAN SLEEPING CAR RATES

(Federal Transportation Tax of 10% not included)

These fares compiled from current Tariffs as of April 1, 1959 for information only. Not to be used for selling purposes. Subject to change without notice.
See Page 49 for Rates for Upper Berths, Drawing Rooms, Compartments, Bedrooms, Roomettes, etc. Based on Applicable Lower Berth.

Salt Lake City	Denver	St. Louis	Kansas City	Co. Bluffs Omaha	Chicago	BETWEEN		Los Angeles	San Francisco	Las Vegas	Portland	Seattle Tacoma	Butte
						AND							
Lower Standard Berth	Lower Standard Berth	Lower Standard Berth	Lower Standard Berth	Lower Standard Berth	Lower Standard Berth			Lower Standard Berth	Lower Standard Berth	Lower Standard Berth	Lower Standard Berth	Lower Standard Berth	Lower Standard Berth
\$ 5.80	\$12.25	\$20.15	\$16.70	\$15.90	\$20.15	Boise	Ida.	\$14.50	\$16.00	\$10.70	\$ 7.05	\$ 9.20	\$ 7.05
26.00	21.90	13.90	15.90	15.90	12.00	Boston	Mass.	34.05	34.05	*32.70	33.20	33.20	25.25
6.30	11.75	16.70	14.05	13.25	17.00	Butte	Mont.	14.70	14.70	*12.60	9.95	P9.95	
5.80	11.75	20.15	17.35	16.20	20.55	Cedar City	Utah	7.90	G*13.70	5.80	*17.25	*A19.05	*12.10
7.55		12.25	9.50	7.55	12.25	Cheyenne	Wyo.	16.70	16.70	12.55	16.70	16.70	9.95
16.70	12.25	5.80	6.30	6.70		Chicago	Ill.	24.20	24.20	21.25	24.20	24.20	17.00
8.70		11.45	7.55	7.55	12.25	Denver	Colo.	17.70	17.70	13.75	17.00	17.00	11.75
5.80	11.45	16.70	14.05	13.25	16.70	Idaho Falls	Ida.	13.75	13.75	*12.10	11.75	11.75	5.80
14.05	7.55	5.80	5.80	5.80	6.30	Kansas City	Mo.	20.80	20.80	18.85	20.80	20.80	14.05
5.80	11.00	19.10	15.50	14.70	19.10	Ketchum (Sun Valley)	Ida.	14.05	14.05	10.20	8.70	M11.00	5.90
6.30	13.75	21.25	18.85	17.70	21.25	Las Vegas	Nev.	5.80	G*11.60		15.90	*19.55	11.45
10.20	15.90	*24.25	18.45	17.70	21.25	Lewiston	Ida.	*20.40	H*15.30	*16.50	5.80		14.70
10.20	17.70	23.15	20.80	20.80	24.20	Los Angeles	Cal.			5.80	A18.10		14.70
5.80	11.75	20.15	17.00	16.20	20.15	Lund	Utah	7.55	G*13.35	5.80	13.75	*19.05	9.95
14.70	10.20			5.80	5.80	Marion	Iowa	22.50	22.50	19.85	22.50	22.50	17.00
25.00	20.80	12.85	14.70	14.70	10.70	New York	N. Y.	33.20	33.20	31.45	33.20	33.20	25.25
8.70	16.70	14.05	13.25	16.70	16.70	Ogden	Utah	10.20	P10.70	6.70	11.00	K13.25	5.80
13.25	7.55	5.80	5.80	6.70	6.70	Omaha-Council Bluffs		20.80	20.80	17.70	20.80	20.80	13.25
8.70	14.05	20.15	18.45	17.70	20.80	Pendleton	Ore.	A17.35	H*15.30	13.75	5.80	N6.30	7.90
13.75	8.70			5.80	5.80	Perry	Iowa	21.90	21.90	18.45	21.90	21.90	16.20
24.20	20.15	12.00	14.05	14.05	10.00	Philadelphia	Pa.	32.15	32.15	30.75	32.15	32.15	24.50
5.80	9.20	16.70	14.05	13.25	16.70	Pocatello	Ida.	11.75	13.75	7.90	9.50	11.45	5.80
11.45	17.00	*23.15	20.80	20.80	24.20	Portland	Ore.	A18.10	L*10.00	15.90		5.80	9.95
7.55	14.70	22.20	19.85	18.45	22.20	Reno	Nev.						12.25
9.50	16.70	23.15	20.80	20.80	24.20	Sacramento	Cal.				L9.20	F11.00	14.05
10.70	8.70	16.70	14.05	13.25	16.70	Salt Lake City	Utah	10.20	P10.70	6.30	11.45	13.25	6.30
15.90	17.70	23.15	20.80	20.80	24.20	San Francisco	Cal.			G*11.60	L10.00	C11.45	14.70
13.25	11.45			5.80	5.80	Savanna	Ill.	23.15	23.15	20.55	23.15	23.15	17.00
5.80	10.20	*23.15	20.80	20.80	24.20	Seattle	Wash.		H11.45	A*19.55	5.80	B10.20	P9.95
		18.45	14.70	14.05	18.45	Shoshone	Ida.	13.25	14.05	9.50	8.70		5.80
11.45	15.90	20.15	18.45	17.70	20.80	Spokane	Wash.	A18.10	H14.05	16.20	5.80	P5.80	P5.80
*16.70	11.45	5.80	5.80	5.80	5.80	St. Louis	Mo.	*23.15	*23.15	*21.25	*23.15	*23.15	*16.70
5.80	11.00	19.10	15.50	14.70	19.10	Sun Valley (Ketchum)	Ida.	14.05	14.05	10.20	8.70	M11.00	5.90
13.25	17.00	*23.15	20.80	20.80	24.20	Tacoma	Wash.		H11.00	A*19.55	5.80		P9.95
5.80	11.45	16.70	14.05	13.25	16.70	Victor	Ida.	13.75	13.75	*12.10	11.75	11.75	5.80
24.20	19.10	10.70	13.25	14.05	10.00	Washington	D. C.	31.40	31.40	*30.75	32.15	32.15	24.50
5.80	11.45	16.70	14.05	13.25	16.70	West Yellowstone	Mont.	13.75	13.75	*12.10	11.75	11.75	5.80

Lower Standard Pullman Berth Rate between Pocatello, Idaho and West Yellowstone, Montana, \$5.80

□ These fares not to be applied to table on page 49.

* Made combination of fares.

(A) Via Salt Lake City and Pocatello.

(B) From Tacoma, lower standard berth, \$9.95.

(C) Via Southern Pacific Company and Portland. From Tacoma lower standard berth, \$11.00.

(E) Via Southern Pacific Company and Portland. From Tacoma, lower standard berth, \$14.70.

(F) Via Southern Pacific Company and Portland. From Tacoma, lower standard berth, \$10.20.

(G) Via Los Angeles. (H) Via Southern Pacific Company and Portland.

(K) From Tacoma, lower standard berth, \$12.55.

(L) Via Southern Pacific Company.

(M) From Tacoma, lower standard berth, \$10.20.

(N) From Tacoma, lower standard berth, \$5.80.

(P) Via Direct Lines. (Q) From Tacoma, lower standard berth \$8.70.

• Berth rates to and from Cheyenne, Denver and west apply via Omaha or via Kansas City.

⊗ Rates effective and service available during Parks Summer Season ONLY.

Bedroom Rates: Bedrooms are available on most Union-Pacific trains. See equipment pages 8 to 23 inclusive. A Double bedroom contains one lower and one upper berth.

EXCLUSIVE SPACE OCCUPANCY BY ONE PERSON: One and one-fourth rail tickets required for exclusive use of drawing-room; two adult rail tickets required for two bedrooms en suite or one bedroom and one compartment en suite. EXCEPTIONS: Between Chicago, Ill., and Pendleton, Ore., and points north or west thereof, or between Chicago, Ill., and Butte or West Yellowstone, Mont., or Victor, Ida., only one and one-fourth rail tickets required for two bedrooms en suite, or a bedroom and compartment en suite. Pullman space charges additional.

Lower Standard Berth Rate to Los Angeles or Las Vegas from points shown; quoted via Pocatello, Idaho and Salt Lake City, Utah.

BETWEEN

Ayer, Wash. and Los Angeles	\$18.10
Cheney, Wash. and Los Angeles	18.10
La Grande, Ore. and Los Angeles	16.70
Marengo, Wash. and Los Angeles	18.10
Hinkle, Ore. and Los Angeles	17.35
Wallula, Wash. and Los Angeles	17.35

BETWEEN

Ayer, Wash. and Las Vegas, Nev.	\$15.25
Cheney, Wash. and Las Vegas, Nev.	15.90
La Grande, Ore. and Las Vegas, Nev.	12.95
Marengo, Wash. and Las Vegas, Nev.	15.90
Hinkle, Ore. and Las Vegas, Nev.	14.05
Wallula, Wash. and Las Vegas, Nev.	14.50

Table of Rates for Various Accommodations in Standard Pullman Sleeping Cars Effective April 1, 1959

(Federal Transportation Tax of 10% not included)

Where Lower Berth Rate is	Upper Berth Rate is	Roomette for one Person is	Duplex Single Room for one Person is	Bed Room for one Person is	Bed Room for two or more Persons is	BedR'm Suite for two or more Persons is	Comp-art'm't for one Person is	Comp-art'm't for two or more Persons is	Drawing Room for one Person is	Drawing Room for two or more Persons is
\$5.80	\$4.40	\$8.10	\$9.20	\$10.90	\$12.75	\$21.85	\$11.55	\$13.85	\$15.90	\$19.35
6.90	4.50	8.25	9.35	11.20	12.95	22.35	11.75	14.10	16.20	19.75
6.30	4.75	8.75	10.00	12.05	13.95	24.10	12.65	15.15	17.40	21.15
6.70	5.15	9.40	10.65	12.75	14.65	25.45	13.40	16.05	18.40	22.40
7.05	5.40	9.95	11.40	13.40	15.50	26.75	14.10	16.95	19.40	23.65
7.55	5.65	10.55	12.05	14.40	16.65	28.80	15.10	18.10	20.75	25.25
7.90	6.10	11.05	12.75	15.10	17.50	30.15	15.85	19.00	21.75	26.55
8.30	6.30	11.60	13.25	15.80	18.20	31.55	16.60	19.90	22.80	27.75
8.70	6.65	12.20	13.90	16.65	19.20	33.30	17.45	20.90	23.95	29.20
9.20	6.95	12.80	14.55	17.50	20.20	35.00	18.40	22.10	25.30	30.80
9.50	7.15	13.25	15.25	18.15	20.95	36.25	19.05	22.85	26.20	31.90
9.95	7.55	13.80	15.90	18.90	21.90	37.75	19.90	23.85	27.40	33.35
10.20	7.80	14.40	16.40	19.45	22.50	38.95	20.45	24.50	28.10	34.25
10.70	8.10	14.85	16.90	20.40	23.55	40.75	21.40	25.70	29.45	35.85
11.00	8.40	15.50	17.65	20.95	24.30	41.95	22.05	26.45	30.35	36.90
11.45	8.65	16.00	18.25	21.70	25.20	43.45	22.90	27.50	31.50	38.35
11.75	9.00	16.60	18.95	22.35	25.95	44.75	23.55	28.25	32.35	39.45
12.25	9.25	17.10	19.45	23.25	26.90	46.55	24.50	29.45	33.70	41.05
12.55	9.50	17.65	20.10	23.85	27.65	47.70	25.15	30.15	34.55	42.10
12.95	9.85	18.15	20.75	24.60	28.50	49.20	25.90	31.10	35.65	43.40
13.25	10.10	18.65	21.30	25.25	29.20	50.50	26.55	31.85	36.50	44.45
13.75	10.50	19.20	22.00	26.10	30.35	52.20	27.50	33.00	37.80	46.05
14.05	10.70	19.70	22.45	26.80	31.00	53.60	28.15	33.75	38.70	47.15
14.50	10.95	20.20	23.05	27.50	31.90	55.00	29.00	34.80	39.85	48.60
14.70	11.35	20.70	23.70	28.10	32.45	56.20	29.45	35.30	40.45	49.25
15.25	11.50	21.25	24.30	28.95	33.50	57.90	30.50	36.60	41.95	51.10
15.50	11.80	21.70	24.75	29.60	34.25	59.15	31.05	37.25	42.70	52.00
15.90	12.10	22.20	25.40	30.10	34.95	60.25	31.80	38.15	43.70	53.25
16.20	12.35	22.70	25.95	30.80	35.70	61.65	32.40	38.90	44.55	54.30
16.70	12.70	23.25	26.60	31.65	36.65	63.35	33.40	40.05	45.90	55.90
17.00	12.90	23.75	27.10	32.25	37.40	64.50	34.05	40.80	46.80	57.00
17.35	13.20	24.30	27.75	32.95	38.10	65.90	34.65	41.60	47.65	58.05
17.70	13.55	24.75	28.25	33.65	39.05	67.30	35.40	42.50	48.70	59.35
18.10	13.70	25.25	28.85	34.35	39.75	68.70	36.15	43.40	49.75	60.55
18.45	14.00	25.85	29.45	35.10	40.60	70.20	36.90	44.30	50.75	61.85
18.85	14.30	26.25	29.95	35.75	41.35	71.50	37.65	45.20	51.80	63.10
19.10	14.55	26.80	30.60	36.25	42.05	72.55	38.20	45.85	52.55	64.00
19.45	14.80	27.35	31.20	37.10	42.90	74.15	38.95	46.75	53.55	65.20
19.85	15.10	27.70	31.60	37.70	43.65	75.45	39.70	47.60	54.55	66.50
20.15	15.35	28.20	32.20	38.35	44.40	76.70	40.35	48.40	55.50	67.55
20.55	15.55	28.80	32.75	38.95	45.10	77.90	41.10	49.35	56.50	68.80
20.80	15.90	29.15	33.45	39.65	45.85	79.30	41.60	49.95	57.25	69.70
21.25	16.15	29.65	33.90	40.40	46.70	80.80	42.50	51.00	58.40	71.15
21.50	16.30	30.10	34.40	40.85	47.30	81.75	43.00	51.65	59.15	72.05
21.90	16.70	30.60	35.00	41.45	48.05	82.95	43.75	52.55	60.20	73.30
22.20	16.85	31.00	35.40	42.20	48.90	84.40	44.40	53.30	61.05	74.35
22.50	17.15	31.55	36.05	42.85	49.65	85.70	45.05	54.05	61.95	75.45
22.85	17.40	32.05	36.60	43.40	50.20	86.80	45.70	54.85	62.80	76.50
23.15	17.65	32.45	37.10	44.00	50.95	87.95	46.35	55.60	63.70	77.65
23.45	17.75	32.70	37.40	44.50	51.50	89.00	46.85	56.25	64.45	78.50
23.75	18.10	33.15	38.00	45.10	52.25	90.20	47.50	57.05	65.30	79.55
24.20	18.40	33.80	38.50	45.90	53.05	91.80	48.35	58.05	66.50	81.00
24.50	18.60	34.35	39.15	46.50	53.80	93.00	49.00	58.80	67.40	82.05
25.00	18.95	34.80	39.75	47.35	54.80	94.70	49.95	59.95	68.70	83.65
25.25	19.25	35.35	40.45	48.05	55.55	96.10	50.50	60.60	69.45	84.60
25.65	19.45	35.90	41.00	48.80	56.50	97.60	51.25	61.55	70.45	85.85
26.00	19.85	36.40	41.70	49.40	57.25	98.75	52.00	62.40	71.55	87.10
26.50	20.10	36.95	42.20	50.30	58.20	100.60	52.95	63.55	72.80	88.70
26.80	20.40	37.40	42.80	50.95	58.95	101.85	53.60	64.30	73.70	89.75
27.20	20.70	38.05	43.50	51.65	59.80	103.25	54.35	65.20	74.75	91.05
27.50	20.95	38.50	44.05	52.25	60.50	104.55	55.00	66.00	75.65	92.15
27.95	21.30	39.10	44.65	53.20	61.60	106.35	55.85	67.05	76.85	93.55
28.30	21.55	39.65	45.30	53.75	62.25	107.65	56.60	67.95	77.85	94.80
28.70	21.90	40.20	45.85	54.55	63.15	109.15	57.35	68.80	78.85	96.10
29.05	22.15	40.65	46.50	55.15	63.90	110.30	58.10	69.70	79.90	97.30
29.50	22.40	41.20	47.10	56.00	64.90	112.05	58.95	70.75	81.05	98.75
29.85	22.80	41.85	47.70	56.70	65.65	113.40	59.70	71.65	82.10	100.00
30.25	23.00	42.30	48.35	57.40	66.50	114.80	60.45	72.55	83.15	101.30
30.55	23.25	42.80	48.95	58.10	67.20	116.20	61.10	73.30	84.00	102.35
31.00	23.65	43.40	49.65	58.95	68.25	117.90	61.95	74.35	85.15	103.80
31.40	23.85	43.90	50.15	59.70	69.10	119.40	62.80	75.40	86.35	105.20
31.75	24.25	44.50	50.75	60.35	69.80	120.70	63.45	76.15	87.25	106.30
32.15	24.50	45.00	51.40	61.05	70.65	122.10	64.30	77.15	88.45	107.70
32.55	24.70	45.50	52.00	61.85	71.55	123.70	65.05	78.05	89.45	109.00
32.95	25.10	46.10	52.65	62.60	72.50	125.20	65.90	79.05	90.65	110.40
33.20	25.30	46.60	53.25	63.20	73.20	126.35	66.45	79.70	91.40	111.30
33.65	25.65	47.10	53.80	63.95	74.10	127.85	67.30	80.80	92.55	112.70
34.05	25.95	47.65	54.40	64.75	74.95	129.45	68.05	81.65	93.55	114.00

PULLMAN SEAT RATES

For Day Travel Between
Various Cities and to
Western Park Gateways

(Federal Transportation Tax of 10%
not included)

Boise — Pocatello	\$2.35
Denver — Laramie	1.65
Denver — North Platte	2.65
Las Vegas — Los Angeles	3.25
Lund — Las Vegas	2.15
Kansas City — Topeka	1.15
Kansas City — Manhattan	1.15
Kansas City — Abilene	1.50
Kansas City — Salina	1.50
Kansas City — Ellis	2.50
Kansas City — Denver	5.30
Ogden — Salt Lake City	1.15
Omaha — Grand Island	1.50
Omaha — North Platte	2.85
Omaha — Cheyenne	4.80
Portland — Tacoma	1.50
Portland — Seattle	2.00
Portland — Pendleton	2.35
Salt Lake City — Pocatello	1.80
Shoshone — Pocatello	1.15
Shoshone — Salt Lake City	2.70

Seat Fares in

Union Pacific Parlor Cars

(Federal Transportation Tax of 10%
not included)

Portland — Seattle	\$1.60
Portland — Tacoma	1.20
Tacoma — Seattle	.90

Do You Know About Our Prepaid Ticket Order Plan?

- We have a plan whereby you may purchase, at your railroad station, an order for railroad service, to be used by a member of your family, or any other person you may designate, at some distant station.
- This service offers a particularly safe and convenient way of providing tickets and other railroad service to students returning home at holiday and vacation time.
- These prepaid orders may include railroad tickets, sleeping and parlor car tickets, and cash for meals and other incidentals. Your railroad agent will handle them for you—by telegraph if necessary—and they will be delivered without service charge to any person you may specify, in the United States or Canada.

UNION PACIFIC RAILROAD

TRAFFIC REPRESENTATIVES . . . UNION PACIFIC RAILROAD

Here, for your convenience, is a list of Union Pacific office addresses, telephone numbers, and names of the men and women at each. If you want advice in connection with your travel plans, call the nearest

office. Someone there will gladly give you the information. These offices are at your service—for reservations, for convenient side trips, for help in changing trains or making connections.

ABERDEEN, WASH.—3 U. P. Station, K and River Sta.— S. A. FREDEEN	Phone Aberdeen 1018 General Traffic Agent	KANSAS CITY 6, MO.—200 Waldheim Bldg., 6 East Eleventh St.— S. REINHARDT	Phone Victor 2-8550 Traffic Manager
ALHAMBRA, CALIF.—City Tkt. Office, 51 S. Garfield Ave.— H. L. CAMPBELL	Phone Atlantic 18753 Ticket Agent	R. C. DARGY	General Freight and Passenger Agent
ASTORIA, ORE.—968 Commercial St.— FLOYD C. FOSTER	Phone Fairfax 5-9001 Traffic Agent	City Ticket Office—2 East Eleventh Street— HARRY M. BACK	Phone Victor 2-8530 General Traffic Agent
ATLANTA 3, GA.—705 Fulton Nat'l Bank Bldg., 55 Marietta St., N. W. P. S. SMITH	(Phone Jackson 4-6361) General Traffic Agent	C. T. CLARKE	City Ticket Agent
J. R. TURNER	(Tampa) Traffic Agent	R. E. MEAD	(Hays) Traffic Agent
BEND, ORE.—1054 Bond St.— C. W. REXROAD	Phone Evergreen 2-1901 General Traffic Agent	D. V. MARTIN	(Manhattan) Traffic Agent
BEVERLY HILLS, CALIF.—9571 Wilshire Blvd.— E. D. CHAMBERLAIN	Phone Crestview 1-7167 Traffic Agent	A. SAMPLE, JR.	Depot Passenger Agent
HAROLD FRIEDMAN	(or Phone Cumberlan 2-1633) City Ticket Agent	Kansas City, Kans., Union City Ticket Office, Town House Hotel, 7th & State Sts. A. B. NOWELL	(Phone ATwater 1-1550) City Ticket Agent
BIRMINGHAM 3, ALA.—701 Brown-Marx Building— JOHN D. GLOVER	Phone ALpine 1-7163 General Traffic Agent	LAS VEGAS, NEV.—Union Pacific Station— W. R. NEUSTROM	Phone Dudley 4-9000 General Traffic Agent
BOISE, IDAHO—City Ticket Office, Idaho Bldg., 212 No. 8th St.— A. H. GENGE	Phone 5-0106 Traffic Manager	E. M. LATNE	General Traffic Agent
D. F. ALVORD	General Traffic Agent	F. D. BOTSFOOD	District Traffic Agent
W. J. HYNES	Special Representative	LEWISTON, IDAHO—Room 7, Union Depot— H. J. BERGER	Phone 5-4131 General Traffic Agent
C. S. SHARP	City Passenger and Ticket Agent	LINCOLN 8, NEBR.—City Ticket Office, 234 So. 13th St.— J. F. TURRENTINE	Phone 8-0517 General Traffic Agent
BOSTON 8, MASS.—208 Old South Bldg., 294 Washington St.— C. A. MORRIS	(Phone Hubbard 2-6380) General Traffic Agent	LONG BEACH 2, CALIF.—City Ticket Office, 144 Pine Avenue— R. W. CONNELL	(Phone HEmlock 7-2931) General Traffic Agent
BREMERTON, WASH.—Consolidated Ticket Office, 228 First St.— S. S. HARVEY	Phone Essex 3-1401 Ticket Agent	W. A. MANZ	City Ticket Agent
BUTTE, MONT.—609 Metals Bank Bldg., 8 West Park Street— R. E. HAUTZINGER	Phone 22339 General Traffic Agent	LONGVIEW, WASH.—Ticket Office, 1453 Broadway B. H. PAST	Phone Hamilton 5-0210 Ticket Agent
CEDAR CITY, UTAH—Union Pacific Station F. R. GAINES	Phone JUnitper 6-3211 Agent	LOS ANGELES 14, CALIF.—Union Pacific Bldg., 422 W. 6th Street— J. W. PADDEN	Phone Traffic Manager
CHEYENNE, WYO.—City Ticket Office, 120 W. 16th St.— C. E. ASTLER	Phone 4-4421 Special Representative	F. L. MORGAN	{ Madison 7-9211 } Assistant Traffic Manager
W. H. GILROY	General Traffic Agent	J. D. MALEFFY	General Freight Agent
F. A. BROWN	City Passenger and Ticket Agent	H. J. BURING	General Freight Agent
CHICAGO 3, ILL.—11 South LaSalle Street at Madison— H. C. YERGER	Phone Traffic Manager	N. E. LUTH	General Passenger Agent
W. V. LAYMAN	{ Randolph 6-0141 } Assistant Traffic Manager	E. E. SWANSON	Assistant General Passenger Agent
J. M. ADAMS	General Freight Agent	G. M. ROLAND	District Baggage Agent
H. G. GRAUPNER	General Traffic Agent	City Ticket Office—Union Pacific Bldg., 433 W. 6th Street— R. MAHONEY	Phone Madison 7-9211 City Ticket Agent
J. R. HENDERSON	Foreign Freight Traffic Manager	C. F. HALLSMAN	General Agent, Passenger Department Phone Madison 7-9211
CHICAGO 3, ILL.—City Ticket Office, One So. LaSalle Street— A. J. WHITE	(Phone Randolph 6-0141) General Passenger Agent	H. J. DeLACY	General Agent, Freight Department
H. C. WELLS	City Ticket Agent	Union Passenger Station— L. H. NEUSTROM	Phone Madison 7-9211 District Ticket Agent
Miss MARIAN A. MCKINNEY	Women's Travel Department	M. F. BILLINGS	Depot Passenger Agent
CHICAGO 6, ILL.—Room 366, Union Station— CARL H. MERTENS	Phone Randolph 6-0131 Manager, Department of Tours	R. S. NELSON	Depot Passenger Agent
CINCINNATI 2, OHIO—303 Dixie Term. Bldg., 4th & Walnut Sts.— E. W. MAU	Phone Main 1-0144 General Traffic Agent	MEDFORD, ORE.—Room 207, Medical Center Bldg., L. J. ZIESMER	Phone Spring 3-6383 General Traffic Agent
J. J. MCCARTHY	District Traffic Agent	MEMPHIS 3, TENN.—1137 Sterick Bldg., 8 No. Third St.— G. E. RUTHEROCK	Phone Jackson 6-8419 General Traffic Agent
CLEVELAND 13, OHIO—1407 Terminal Tower, 50 Public Square— D. P. DRISCOLL	(Phone MAine 1-3070) General Traffic Agent	D. J. NELSON	(No. Little Rock, Ark.) Traffic Agent
G. W. NESTER	(Buffalo) Traffic Agent	MILWAUKEE 3, WIS.—814 Warner Bldg., 212 W. Wisconsin Ave.— R. T. PAYNE	(Phone Broadway 1-7533) General Traffic Agent
DALLAS 1, TEXAS—2108 Mercantile Bank Bldg.— M. A. ARNOLD	Phone Riverdale 1-5915 General Traffic Agent	P. H. SCHMIDT	(Appleton) Traffic Agent
ERNICE STOVALL, JR.	(Houston) Traffic Agent	MINNEAPOLIS 2, MINN.—890 Northwestern Bank Bldg., 626 Marquette Ave.— G. A. RICHARDS	(Phone Federal 2-2451) General Traffic Agent
DENVER 2, COLO.—City Ticket Office, 535 17th Street— G. A. BROWN	Phone KEYstone 4-1141 Traffic Manager	NEW ORLEANS 12, LA.—504 National Bank of Comm. Bldg., 210 Baronne St.— D. V. RICKSON	(Phone Jackson 2-2274) General Traffic Agent
W. H. WHALEN	General Freight and Passenger Agent	NEW YORK 20, N. Y.—626 Fifth Ave., Suite 350, Rockefeller Center— T. L. VOORHEES	(Phone Circle 6-4900) Traffic Manager
E. R. A. SIEMERS	General Traffic Agent	H. F. BREVOORT	(Phone Circle 6-4900) Assistant Traffic Manager
L. C. CLEAVENGER	City Ticket Agent	L. J. MCKERNAN	(Phone Circle 6-4900) General Traffic Agent
W. L. BOUDREAU	Depot Passenger Agent	C. J. SMITH	District Traffic Agent
MRS. LY GRAY BROWN	Women's Travel Department	EDWARD MACKAY, JR.	District Traffic Agent
DES MOINES 9, IOWA—407 Equitable Bldg., 6th & Locust Sts.— W. W. MCKEE	(Phone CHerry 3-0533) General Traffic Agent	A. R. KETTERL	Passenger and Ticket Agent
DETROIT 26, MICH.—612 Book Bldg., 1249 Washington Blvd.— C. J. STEGEMAN	Phone Traffic Manager	OAKLAND 12, CALIF.—214 Central Building, 436 14th St.— H. C. DUNFEE	(Phone GLencourt 1-5376) General Traffic Agent
F. O. KANSORKA	{ Woodward 1-7794 } General Traffic Agent	OGDEN, UTAH—City Ticket Office, Ben Lomond Hotel Bldg. J. F. BAKER	Phone EXport 4-5533 General Traffic Agent
R. L. CLARK	District Traffic Agent	H. O. MCINTYRE	District Traffic Agent
V. W. LIDELL	District Traffic Agent	G. A. NEBECKER	Depot Passenger Agent
G. A. NESTOR	(Grand Rapids) Traffic Agent	OMAHA 2, NEBR.—Union Pacific Building, 1416 Dodge St.— A. G. HILKE	Phone Jackson 5333 Passenger Traffic Manager
J. A. BRAMAN	(Lansing) Traffic Agent	R. G. ANDERSON	Assistant Passenger Traffic Manager
H. E. JOHNSON	(Toledo) Traffic Agent	I. D. KESSLER	Assistant Passenger Traffic Manager
EAST LOS ANGELES, CALIF.—5454 Ferguson Drive— J. J. WALKER	Phone RAYmond 2-5221 Ticket Agent	R. B. JOHNSON	General Passenger Agent
EUGENE, ORE.—Suite 21, Cascade Bldg., 163 East 12th Avenue J. E. AHERTON	(Phone DIamond 6-3401) General Traffic Agent	G. I. GILES	Assistant General Passenger Agent
FRESNO 1, CALIF.—207 Rowell Bldg., Tulare St. & Van Ness Ave.— H. G. PELLETIER	(Phone AMerist 4-6571) General Traffic Agent	F. W. HIGGSON	Manager Mail, Baggage and Express Traffic
W. E. MCDONNE	(Bakersfield) Traffic Agent	A. B. TAYLOR	Traffic Manager
GERING NEBR.—Union Pacific Station— F. M. PURNELL	Phone IDlewood 6-2415 General Traffic Agent	J. W. JARVIS	Supervisor, Livestock and Agriculture
GLENDALE 3, CALIF.—City Ticket Office, 404½ North Brand Boulevard— W. A. SHOOK	(Phone CITrus 1-2174 or CHApman 5-1370) General Traffic Agent	City Ticket Office—Corner 15th & Dodge Streets— R. A. FORAL	Phone Jackson 5333 General Traffic Agent
W. P. HISERODT	City Ticket Agent	R. S. FARLEY	District Traffic Agent
HOLLYWOOD 28, CALIF.—City Ticket Office, 6702 Hollywood Blvd.— W. F. BROWN	Phone General Traffic Agent	W. W. NEILL	City Ticket Agent
J. A. JANSEN	{ HOLLYwood 4-0221 } City Ticket Agent	H. A. HORNER	(Kearney) Traffic Agent
HUNTINGTON PARK, CALIF.—City Ticket Office, 7002 Pacific Blvd.— M. F. LOGUE	(Phone LUDow 8-9281) Traffic Agent	F. R. DANLEY	(Grand Island) Traffic Agent
		D. J. LEWIS	Depot Passenger Agent
		PASADENA 1, CALIF.—Un. Pac. Station, 205 W. Colorado St.— R. R. POPE	Ph. Sycamore 2-4107 General Traffic Agent
		R. F. LEFFINGWELL	City Ticket Agent
		PHILADELPHIA 2, PA.—904 Girard Trust Bldg., Broad St. & So. Penn Sq.— W. D. HARING	(Phone RIttenhouse 6-2170) General Traffic Agent
		PITTSBURGH 22, PA.—1419 Oliver Bldg., Smithfield Street and Sixth Avenue— Wm. JAMES	Phone General Traffic Agent
		GREGG W. COOK	{ ATLantic 1-0820 } District Traffic Agent

POCATELLO, IDAHO—Union Pacific Passenger Station— Phone 868
 R. A. ANDERSON General Traffic Agent
 S. A. Grayson (Idaho Falls) Traffic Agent
 R. B. WRIGHT (Twin Falls) Traffic Agent

POMONA, CALIF.—Union Pacific Passenger Station— Phone National 2-5661
 G. J. CROSS Traffic Agent

PORTLAND 5, ORE.—751 Pittcock Block— Phone Capitol 7-7771
 C. W. EVERS Traffic Manager
 W. V. KEE Assistant Traffic Manager
 C. H. SALTMARSH General Passenger Agent
 P. A. COLE Assistant General Passenger Agent
 G. D. SCHADE General Freight Agent
 DON SUTHERLAND General Agent, Freight Department
 L. A. NEASE District Baggage Agent

City Ticket Office—701 S. W. Washington Street— Phone Capitol 7-7771
 W. S. RUSH General Agent, Passenger Department
 R. E. BERNER City Ticket Agent
 W. G. McLAUGHLIN Depot Passenger Agent

RENO, NEV.—501 North Virginia St., Suite 205 Phone FA 3-4881
 W. M. CUNNINGHAM General Traffic Agent

RIVERSIDE, CALIF.—Union Pacific Pass. Station, 7th & Vine Sts.—
 J. L. BRECHIN (Phone Overland 3-3190) General Traffic Agent

ST. JOSEPH 2, MO.—City Ticket Office, 516 Francis St.— Phone Adams 2-6485
 L. L. CRAWFORD General Freight and Passenger Agent
 W. R. TAYLOR Passenger and Ticket Agent
 J. W. MARTIN (Hastings, Nebr.) Traffic Agent

ST. LOUIS 1, MO.—1223 Ambassador Bldg., 411 North 7th St.— Phone Chestnut 1-7750
 T. W. GURSKY General Traffic Agent

SACRAMENTO 14, CALIF.—217 Forum Bldg., 1107 Ninth St.—
 J. G. JOHNSON (Phone Gilbert 2-1085) General Traffic Agent
 A. H. CLARK (Klamath Falls) District Traffic Agent

SALINA, KANS.—Thrd and Ash Streets— Phone T. Taylor 3-4831
 FRANK S. BEDNAR General Traffic Agent

SALT LAKE CITY 11, UTAH—417 South Main St.— Phone EMpire 3-1644
 R. F. PETTIGREW Traffic Manager
 RHEES FIFE General Freight and Passenger Agent
 R. T. GRIFFIN General Traffic Agent
 E. H. LYMAN District Traffic Agent
 J. G. SEEMILLER City Ticket Agent
 I. O. LINDQUIST Depot Passenger Agent

SAN DIEGO 1, CALIF.—City Ticket Office, 320 Broadway— Phone Belmont 3-7241
 I. V. HELMICK General Traffic Agent
 W. F. MILNER Ticket Agent

SAN FRANCISCO 5, CALIF.—405 Market Street— Phone Garfield 1-6050
 M. H. FOWLER Traffic Manager
 F. C. BELL General Traffic Agent
 W. E. KENNEDY (Santa Rosa) Traffic Agent

City Ticket Office—405 Market Street— Phone Garfield 1-6050
 B. P. COSTELLO General Freight and Passenger Agent
 J. T. FITZGERALD City Ticket Agent

SAN JOSE 13, CALIF.—811 Bank of America Bldg., First and Santa Clara Sts.—
 H. C. DANNER (Phone Cypress 2-3873) General Traffic Agent
 W. H. MCPHERSON (Salinas) District Traffic Agent

SAN PEDRO, CALIF.—City Ticket Office, 805 So. Pacific Ave.—
 R. P. COYLE (Phone Terminal 2-7631) General Traffic Agent
 R. N. AASHBY City Ticket Agent

SANTA ANA, CALIF.—City Ticket Office, 305 North Main Street.—
 ERNST G. HAYES (Phone Kimberly 2-3979) General Traffic Agent

SANTA MONICA, CALIF.—City Ticket Office, 307 Santa Monica Blvd.—
 W. A. CHENEY (Phone EX brook 5-1213) General Traffic Agent
 D. E. ANDERSON City Ticket Agent

SEATTLE 4, WASH.—204 Union Station, 4th Ave. & Jackson St. Phone Main 3-6933
 L. G. STAHL Assistant Traffic Manager
 Wm. C. COLLIER General Agent, Freight Department

SEATTLE 1, WASH.—City Ticket Office—1300 Fourth Avenue at University—
 W. H. AHLGRIM (Phone Main 3-6933) General Agent, Passenger Department

SIoux CITY 1, IOWA—418 Benson Bldg., 705 Douglas St.— Phone 5-8328
 L. J. ROACH General Traffic Agent

SPOKANE 4, WASH.—City Ticket Office—727 Sprague Ave. Corner Post St.—
 J. R. LIVSEY (Phone Madison 4-4121) General Traffic Agent
 WILLIAM BELL, 818-16th Ave. West, Calgary, Canada Traffic Agent
 Phone R-1170

STOCKTON 6, CALIF.—206 California Bldg., 11 So. San Joaquin St.—
 CARL BIANCHINI General Traffic Agent
 L. A. DAY (Modesto) Traffic Agent

SUN VALLEY, IDAHO— Phone Sun Valley 5311
 J. D. SIDLEY Transportation Agent

TACOMA 2, WASH.—City Ticket Office, 114 South Ninth St.—
 F. G. ROTHWELL (Phone Broadway 2-2275) General Traffic Agent
 CHAS. E. ALLEN (Longview) Traffic Agent

TOPEKA, KANS., Freight Station— Phone Central 3-4138
 R. A. WINN General Traffic Agent

TORONTO 1, ONT.—201-2 Canadian Pacific Bldg., 69 Yonge St. Phone EMpire 4-7259
 W. W. CRIGHTON General Traffic Agent

TULSA 3, OKLA.—721 Kennedy Bldg., 321 South Boston St.— Phone CHerry 2-6859
 L. B. BRADLEY General Traffic Agent

VANCOUVER, B. C., Room No. 315, Burrard Bldg., 1030 West Georgia St.—
 A. MCKERRON (Phone Mutual 3-5561) General Traffic Agent

VICTOR, IDAHO—Union Pacific Station Phone 521
 R. O. RYTTING Agent

WALLA WALLA, WASH.—Union Pacific Passenger Station, 13th & West Main Sts.
 J. M. LANDAU (Phone Jackson 9-1610) General Traffic Agent
 L. E. DONAHUE (Pendleton) Traffic Agent

WASHINGTON 5, D.C.—600 Shoreham Bldg., 15th and H Sts., N. W.—
 C. G. DANKMYER Phone General Traffic Agent
 RAY C. HARTEL (REpublic 7-0600) District Traffic Agent
 R. H. GATES (Richmond, Va.) Traffic Agent

WEST YELLOWSTONE, MONT.—Union Pacific Station, Phone Midway 6-7758
 J. A. SMITH (Station open only during Summer Season) Agent

WINSTON-SALEM 3, N. C.—311 Reynolds Bldg., 4th and Main Sts.—
 D. R. WALKER (Phone Park 2-4881) General Traffic Agent

YAKIMA, WASH.—Union Pacific Building, 104 W. Yakima Ave.—
 R. A. HOWLAND (Phone Glencourt 7-4181) General Traffic Agent
 D. W. MILLS (Kennewick, Wash.) Traffic Agent

E. A. KLIPPEL
 General Passenger Traffic Manager
 OMAHA 2, NEBR.

W. T. BURNS
 Vice-President, Traffic
 OMAHA 2, NEBR.

J. R. MacANALLY
 General Freight Traffic Manager
 OMAHA 2, NEBR.

WESTERN TOUR VACATIONS CAREFREE, ESCORTED, ALL-EXPENSE

All-Expense Escorted Tours are the ideal way to relaxing, carefree, enjoyable vacations. All reservations are arranged in advance — no travel details to worry about — you know the cost before you start — and you enjoy the companionship of congenial people.

Each summer Union Pacific operates a variety of all-expense, escorted tours from Chicago and Omaha to many of the West's most scenic attractions. Leaving Chicago weekly from mid-June through August, with added departures to California during May and until early October, these tours are high in quality, yet moderately priced.

Ranging from one to three weeks, each visits at least one National Park including Yellowstone, Grand Teton, Rocky Mountain, Zion, Bryce Canyon, Grand Canyon, Yosemite and Mt. Rainier, as well as other interesting stopovers in Colorado, California, Utah, the Pacific Northwest and the Canadian Rockies.

Let us tell you about them! Ask your nearest Union Pacific representative or mail the coupon.

Department of Tours Phone
 Union Pacific Railroad Randolph
 1 South LaSalle Street 6-0141
 Chicago 3, Ill.

Please send information about your all-expense escorted tour vacations.

Name Bill Anderson

Address Route 1

City Weiser Zone _____

State Idaho

Kansas City

Union Pacific Department of Tours