

February 15, 1946

UNION PACIFIC RAILROAD

Time Tables



February 15, 1946

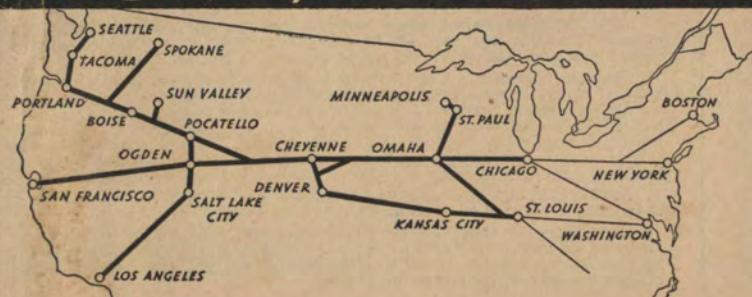
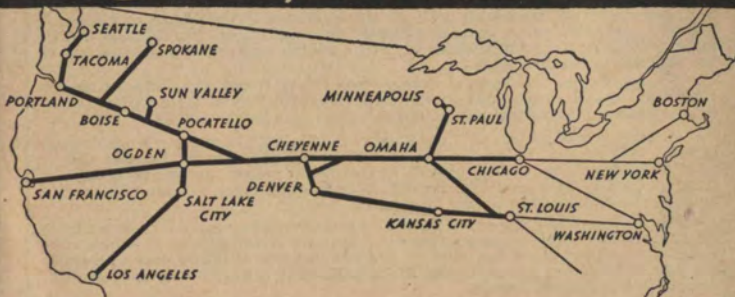
UNION PACIFIC RAILROAD

Time Tables



THE *Strategic* MIDDLE ROUTE

THE *Strategic* MIDDLE ROUTE



don't give up the trip...

- Many thousands of men in uniform have yet to be returned home from the Pacific theatre. That's Union Pacific's first and most important job.
- But if you're planning a trip to or from the Pacific Coast, don't give up the idea. It's worth waiting for. And travel conditions are improving, day by day.

Your journey by rail will be the high-spot of your vacation or business trip.

- Start your vacation with relaxation. Enjoy "smooth sailing" on a fast Streamliner . . . a world of comfort on a modernly-appointed Limited. Or choose the Challenger—famous for low-cost travel enjoyment.

be Specific
say "Union Pacific"

THE PROGRESSIVE

UNION PACIFIC RAILROAD

Road of the Streamliners and the Challengers

General Index

Section	Page	Section	Page
General Information	2	Branch Lines in Utah	46 and 51
Index to Union Pacific Stations	3 to 5	Branch Lines in Idaho	46 to 50
Streamliner Time Tables	6 and 7	Branch Lines in Oregon	47 to 50
Condensed Time Tables	8 to 25	Branch Lines in Washington	48 to 50
Equipment of Through Trains	8 to 25	Branch Lines in Nevada	47 and 51
Main Line Train Schedules	26 to 42	Branch Lines in California	51
Map of Union Pacific Railroad and Connections	30 and 31	Connecting Line Train Service	52 to 54
Branch Lines in Nebraska	43 and 44	Connecting Bus Service	54
Branch Lines in Kansas	44 and 45	Addresses of Principal Union Pacific Stations	54
Branch Lines in Colorado	45	Round Trip Railroad Fares	55
Branch Lines in Montana	46	Pullman Sleeping Car Rates	56 and 57
Branch Lines in Wyoming	43 and 45	Union Pacific Traffic Representatives	58 and 59

GENERAL INFORMATION

Ticket Offices at all local stations open thirty minutes before departure of passenger trains, affording passengers ample time to procure tickets and get baggage checked before departure of train. Station baggagemen are required to examine tickets before checking baggage. Before entering a train passengers should ascertain from the Ticket Agent or Trainmen whether the train stops at the station which is their destination, in order that no mistakes may occur at Flag or Signal stations.

Persons desiring Coupon Tickets at stations where not regularly sold can obtain them by giving Ticket Agent sufficient notice to enable him to procure them in advance.

Children under 5 years of age free, when accompanied by parent or guardian; 5 years of age and under 12, one-half fare; 12 years of age or over, full fare:

Exception: In connection with special service charge tickets on streamliner trains, City of Los Angeles and City of San Francisco, the following will govern: Children five (5) years of age and over will be assessed the adult service charge. Children under five (5) years of age must be accompanied by parent or adult guardian. Children under five (5) years of age not occupying space in coaches or sleeping cars to the exclusion of other passengers will not be assessed a special service charge. Children under five (5) years of age occupying space in coaches or sleeping cars to the exclusion of other passengers will be assessed the adult special service charge. Two or more children under five (5) years of age may occupy the same space as may be occupied by one adult passenger upon payment of the special service charge for one adult passenger. The above charges are in addition to the required passage and sleeping car tickets.

All Classes of Tickets are honored on "The Streamliner, City of Denver." On all other Streamliner Trains, Special Fare Tickets sold at reduced fares account charity, railroad employe, clergy, blind and attendant, DVS, VAH, furlough, etc., are not honored.

The Federal Revenue Tax Act imposes a tax on the amount paid for all transportation within the United States or from and to points outside of the United States. Fares quoted in this folder do not include federal tax.

No person, who because of mental, physical or other disability, is incapable of caring properly for himself or herself will be received as a passenger unless accompanied by a competent attendant, and no contract for transportation or ticket purchased by or for such a person in contravention of this rule shall be valid.

Adjustment of Fares. In case of dispute with Conductors or Agents, pay the fare required, take receipt and write to C. J. Collins, General Passenger Traffic Manager, Union Pacific Railroad, Omaha 2, Nebraska.

Redemption of Tickets. Tickets unused, or partly used, will be redeemed under tariff regulations at proper value, after deducting proper tariff charges for service rendered thereon.

Limit on Tickets. All regular local and interline one-way tickets will be limited to 30 days in addition to date of sale. Stop-overs will be allowed at all points within limit, upon application to conductor without deposit of ticket.

Side Trips, Stopover and Optional Routes. Ask your local ticket agent or Union Pacific representative for details regarding stop-overs, side trips and optional routes.

Baggage Maximums. For passengers presenting adult ticket, 150 pounds; children's half-fare ticket, 75 pounds. Free allowances subject to tariff stipulations as to contents, weight, value and size. For Around-the-World and Trans-Pacific passengers, 350 pounds of baggage, not exceeding \$100.00 in value, may be checked without additional charge for each adult ticket, and 175 pounds not exceeding \$50.00 in value for each child traveling on half-fare ticket.

EXCEPTIONS:—Any single piece of baggage, any dimension of which exceeds 72 inches, any that weighs over 300 pounds, or any single shipment valued in excess of \$2,500.00 will not be accepted in baggage service.

Baggage Valuation. Checkable baggage consists of wearing apparel, toilet articles (except liquids) and such personal effects as the passenger may need for use while on the journey. Jewelry, money, valuables, dishes, glassware, liquids, radios, etc., are not checkable and should not be included in baggage. Cedar chests will not be accepted as containers of checkable baggage. Paper or pasteboard cartons will not be accepted for checking, unless securely roped and of sufficient strength to withstand handling in baggage service, and weighing not in excess of 50 pounds.

See footnote at bottom of page 6 regarding a distinctive tag for each piece of baggage to be handled on certain Streamliner Trains.

Passengers are urged, for the convenience and comfort of themselves and others on the train, to check all of their hand baggage except that actually needed for personal use enroute. It will be given best of care in the baggage car and be quickly available at the end of the journey.

Value of baggage must be declared at time of checking on prescribed form in passenger's own handwriting. Checkable baggage should be enclosed in strong locked containers, plainly marked with name and permanent address of owner.

Railroads will not be responsible for loss or damage to articles not properly checkable as baggage, or damage caused to legitimate baggage thereby.

Air-conditioned Trains. Air-conditioned cars have been assigned to regular sections of trains as indicated on pages 8 to 25 of this folder. Every effort is made to provide such cars as specified, but the right is reserved to use non-air-conditioned cars in these trains when traffic or operating necessities require them.

Lost Articles should be inquired for by addressing H. C. Forgy, Manager, Mail Baggage and Express Traffic, Union Pacific Railroad, Omaha 2, Nebraska.

Stopping Trains on Signal. Where trains are scheduled to stop only on Flag or Signal, advance notice should be given to Agent or Conductor, as the case may be, so that necessary arrangements may be perfected.

Parmelee Transportation Co. Passenger and Baggage Transfer in Chicago. A uniformed agent of Parmelee Transportation Company will be on incoming trains or at Chicago Passenger Stations near the train gates to arrange for the transfer of passengers and baggage to other railroad stations or to loop hotels; also for delivery of baggage to any address in Chicago, and some suburbs.

Passengers holding through tickets and wishing to visit in Chicago between trains, may, on arrival in Chicago, deliver their hand baggage to Parmelee Company's Agent and secure claim check for it. The baggage will be transferred to the parcel room of the station from which departure will be made and should be claimed on presentation of the claim check. The charge, on presentation of transfer coupon, including the parcel room fee for the first 24 hours, is only 10c for each of the first three pieces and 35c for each additional piece over three.

Western Union Telegraph Offices are maintained at all stations, enabling passengers to communicate conveniently at any time with home or business anywhere. Telegram blanks in Pullman cars.

Some Safety Suggestions. Thoughtfulness for your own welfare increases your safety; courtesy toward your fellow travelers enhances the pleasure of your journey. Don't try to get on or off a moving train; let the trainmen stop it for you. Keep hand baggage out of car aisles; all except very heavy parcels may be put in the overhead racks. You may ask the trainmen to handle your baggage for you. This will add to your convenience, and remove a cause of annoyance, possibly of accidents, to others. Don't put your hands or head out of open windows, or throw articles therefrom. If you raise your window see that it is securely latched. Walk carefully when entering or leaving train; high heeled shoes are sometimes a cause of tripping or stumbling on car steps. Don't stand or walk close to the railroad track; and look both ways before starting across.

Pullman Exclusive Occupancy Rate. For Pullman rates and information about exclusive occupancy of bedrooms, drawing-rooms and compartments for one person, see table of Pullman rates on pages 56 and 57. Consult Agent or Pullman Company employes for particulars.

Union Pacific Rail Tickets Good Optionally on Buses of Interstate Transit Lines or Union Pacific Stages, Inc. Tickets good for passage over Union Pacific rail lines between any two points between which the Interstate Transit Lines or Union Pacific Stages, Inc., furnish motor bus service will be honored on motor buses with some exceptions. Consult Agent.

In cases where the Interstate Transit Lines or Union Pacific Stages, Inc., do not parallel the Union Pacific but reach a point located on a branch line of the Union Pacific, rail tickets will be honored to such branch line point by Union Pacific Railroad and from such point by the Interstate Transit Lines or Union Pacific Stages, Inc., or the reverse; provided published round trip rail side trip fare or double local is collected from main line junction and side trip rail coupons are attached to the through ticket.

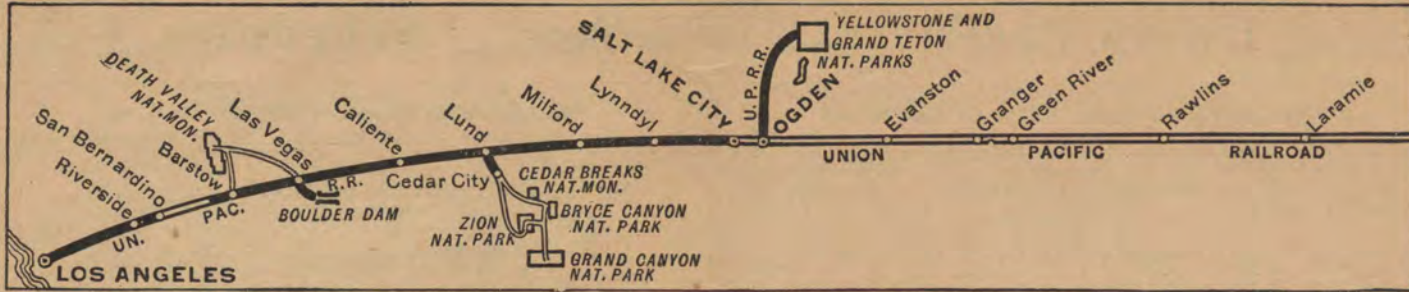
This applies to all classes of tickets—one-way or round trip—except Caretakers or Drivers tickets, tickets endorsed "Railroad Special Rate Order", or tickets endorsed "not good on Motor Bus." Ask agent for particulars.

Mileage on mile posts reads from Council Bluffs, Iowa, legal eastern terminus of the Union Pacific. Mileage in this folder is shown from Omaha because passengers (for operating reasons) transfer at that point, unless traveling in through trains or cars. This accounts for the difference of 2 or 3 miles between mile post and time table mileage in certain instances.

Not Responsible. The Union Pacific Railroad is not responsible for errors in time tables, inconvenience or damage resulting from delayed trains or failure to make connections; schedules, consists and designations of trains shown herein are subject to change without notice. No responsibility is assumed for unchecked articles left in stations or cars.

Table with 12 columns labeled Table No. and rows listing various cities and states with corresponding numbers. Includes entries like Geneva, Utah...98, Kansas, Kansas...17, and many others across multiple pages of data.

Stations marked ■ are located on Divisions indicated by table numbers, but are not shown in folder tables.



CHICAGO to LOS ANGELES via Omaha

Table A For Complete Schedules See Tables 1, 2 and 3	Streamliner City of Los Angeles 103 Example	Los Angeles Limited 27-37 Daily Example	The Challenger 7 Daily Example	Pacific Limited 21-23 Daily Example
C. & N. W.				
Lv Chicago (C.T.)	6.00 SUN	8.15 SUN	8.30 SUN	10.00 SUN
Ar Omaha	2.00 MON	7.45 MON	8.00 MON	10.30 SUN
C. & N. W. Line				
Lv Minneapolis	(201-2-201)	8.45 SUN	8.45 SUN	8.40 SUN
St. Paul	(201-2-201)	9.25 "	9.25 "	9.20 "
Sioux City	(201-2-201)	5.05 MON	5.05 MON	5.35 "
Ar Omaha	(201-2-201)	8.05 "	8.05 "	8.30 "
Union Pacific				
Lv Omaha (C.T.)	2.10 MON	8.30 MON	8.45 MON	11.20 SUN
Fremont	f 9.18 "	f 9.37 "	f 9.37 "	12.16 MON
Columbus	f 10.10 "	f 10.34 "	f 10.34 "	1.24 "
Grand Island	4.21 MON	11.40 "	12.05 "	3.05 "
Kearney	f 12.34 "	f 1.00 "	f 1.00 "	4.08 "
Ar No. Platte (C.T.)	8.20 MON	2.25 "	2.55 "	6.35 "
No. Platte (M.T.)	5.24 "	1.35 "	2.03 "	5.45 "
Ar Sidney	7.13 "	4.20 "	5.01 "	9.15 "
Ar Cheyenne	9.00 MON	6.45 "	7.45 "	11.55 MON
St. Louis (Wab.) (C.T.)				
Lv St. Louis (Un. Pac.)	15, 18, 21, 24, 27 and last day of each month.	3.50 SUN	3.50 SUN	6.30 SUN
Lv Denver (M.T.)	15, 18, 21, 24, 27 and last day of each month.	11.30 SUN	11.30 SUN	6.30 SUN
Ar Denver (M.T.)	15, 18, 21, 24, 27 and last day of each month.	5.05 MON	5.05 MON	8.45 MON
Cheyenne				
Lv Cheyenne	9.10 MON	7.15 "	8.55 "	1.30 MON
Laramie	10.35 "	9.00 "	10.45 MON	3.20 "
Rawlins	12.31 MON	11.50 MON	1.35 TUE	6.30 "
Rock Springs	3, 6, 9, 12, 15, 18, 21, 24, 27 and last day of each month.	2.10 TUE	4.04 "	9.10 "
Green River	2.55 MON	3.00 "	4.50 "	10.05 MON
Evanston	4.45 "	5.25 "	7.20 "	12.45 TUE
Ogden	6.26 "	7.30 "	9.30 "	3.05 "
Ogden	6.36 "	8.10 "	10.10 "	4.15 "
Salt Lake	7.20 "	9.15 "	11.10 "	5.25 "
Salt Lake	7.25 MON	10.00 "	11.45 "	6.40 "
Ar Lyndyl	Leaves Chicago on 3, 6, 9, 12, 15, 18, 21, 24, 27 and last day of each month.	1.05 "	2.50 "	10.00 "
Ar Milford	Leaves Chicago on 3, 6, 9, 12, 15, 18, 21, 24, 27 and last day of each month.	3.10 "	5.00 "	12.20 "
Ar	Leaves Chicago on 3, 6, 9, 12, 15, 18, 21, 24, 27 and last day of each month.	4.20 "	6.15 "	1.50 "
Bryce-Grand Canyon-Zion Nat. Parks				
Ar Cedar City	Leaves Chicago on 3, 6, 9, 12, 15, 18, 21, 24, 27 and last day of each month.	7.45 "	7.45 "	3.15 "
Cedar Breaks Kaibab Forest				
Lv Cedar City	Leaves Chicago on 3, 6, 9, 12, 15, 18, 21, 24, 27 and last day of each month.	4.45 "	4.45 "	9.30 "
Lund				
Lv Lund	Leaves Chicago on 3, 6, 9, 12, 15, 18, 21, 24, 27 and last day of each month.	4.20 "	6.15 "	1.50 TUE
Ar Calliente (M.T.)	Leaves Chicago on 3, 6, 9, 12, 15, 18, 21, 24, 27 and last day of each month.	6.45 "	8.40 "	4.45 "
Ar Calliente (P.T.)	Leaves Chicago on 3, 6, 9, 12, 15, 18, 21, 24, 27 and last day of each month.	6.00 "	7.55 "	4.00 "
Ar Las Vegas	Leaves Chicago on 3, 6, 9, 12, 15, 18, 21, 24, 27 and last day of each month.	9.25 TUE	11.10 TUE	7.30 TUE
Ar Barstow	Leaves Chicago on 3, 6, 9, 12, 15, 18, 21, 24, 27 and last day of each month.	3.45 WED	5.48 WED	2.00 WED
Ar San Bernardino	Leaves Chicago on 3, 6, 9, 12, 15, 18, 21, 24, 27 and last day of each month.	7.58 "	6.05 "	8.05 "
Ar Riverside	Leaves Chicago on 3, 6, 9, 12, 15, 18, 21, 24, 27 and last day of each month.	6.45 "	6.05 "	8.05 "
Ar East Los Angeles	Leaves Chicago on 3, 6, 9, 12, 15, 18, 21, 24, 27 and last day of each month.	9.21 TUE	8.00 "	10.05 "
Ar Los Angeles (P.T.)	Leaves Chicago on 3, 6, 9, 12, 15, 18, 21, 24, 27 and last day of each month.	9.45 TUE	8.30 "	10.30 "
Ar Pasadena	Leaves Chicago on 3, 6, 9, 12, 15, 18, 21, 24, 27 and last day of each month.	10.00 TUE	8.45 "	10.50 "
Ar Glendale	Leaves Chicago on 3, 6, 9, 12, 15, 18, 21, 24, 27 and last day of each month.	10.25 "	9.10 "	11.15 "
Ar Anaheim	Leaves Chicago on 3, 6, 9, 12, 15, 18, 21, 24, 27 and last day of each month.	11.15 "	11.15 "	11.15 "
Ar Long Beach	Leaves Chicago on 3, 6, 9, 12, 15, 18, 21, 24, 27 and last day of each month.	10.15 TUE	9.00 "	11.00 "
Ar San Pedro (P.T.)	Leaves Chicago on 3, 6, 9, 12, 15, 18, 21, 24, 27 and last day of each month.	10.55 TUE	9.30 WED	11.30 WED

Equipment for Page 8

★ NO. 103—The Streamliner CITY OF LOS ANGELES—Extra Fare
 This train leaves Chicago via C. & N. W. 3rd, 9th, 15th, 21st and 27th of each month.
 Observation Bedroom Car. Chicago to Los Angeles—4 Double Bedrooms.
 Standard Sleeping Cars... Chicago to Los Angeles—11 Double Bedrooms.
 Chicago to Los Angeles—12 Open Sections.
 Chicago to Los Angeles—18 Roomettes.
 Chicago to Los Angeles—2 Drawing-rooms, 4 Compartments, 4 Double Bedrooms (5 cars).
 Coaches... Chicago to Los Angeles (1 car—24 reclining seats; 2 cars—48 reclining seats—all reserved).
 Cafe Lounge Car... Low cost meals and lounge for coach passengers.
 Main Dining Car... Regular meal service.

This train leaves Chicago via C. & N. W. 6th, 12th, 18th, 24th and last day of each month.
 Standard Sleeping Cars... Chicago to Los Angeles—4 Compts., 3 D. R.
 Chicago to Los Angeles—12 Enclosed Sections.
 Chicago to Los Angeles—11 Double Bedrooms.
 Chicago to Los Angeles—2 Drawing-rooms, 4 Compartments, 4 Double Bedrooms (4 cars).
 Chicago to Los Angeles—13 Roomettes, 1 Section.
 "Little Nugget" Club Car. Chicago to Los Angeles (radio).
 Coaches... Chicago to Los Angeles (2 cars—one with 50 and one with 52 reclining seats—all reserved).
 Cafe Lounge Car... Low cost meals and lounge for coach passengers.
 Main Dining Car... Regular meal service.

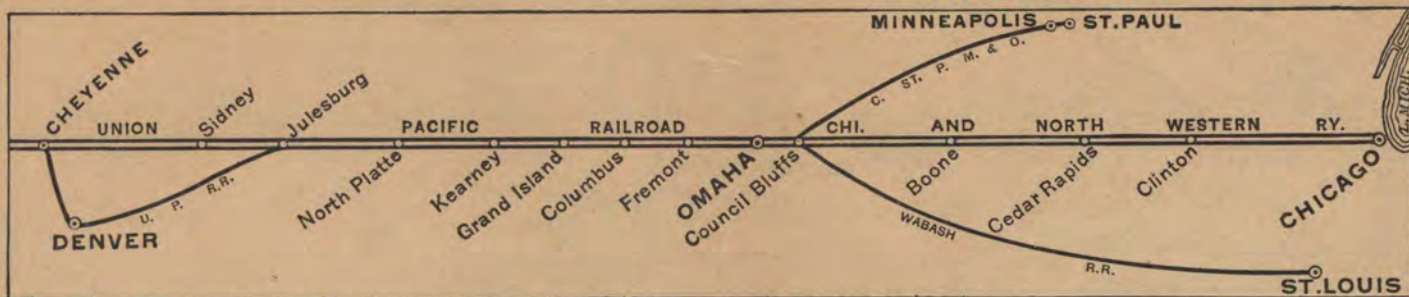
★ NO. 27-37—LOS ANGELES LIMITED—DAILY—27 to Ogden; 37 to Los Angeles.
 Cars from Chicago and Minneapolis-St. Paul run via C. & N. W. to Omaha; thence U. P.
 Buffet Club Car... Chicago to Ogden (for San Francisco) (barber, valet, bath; radio).
 Club Lounge Car... Denver to Los Angeles (through in No. 37).
 Standard Sleeping Cars... Chicago to Los Angeles—2 Drawing-rooms, 4 Compartments, 4 Double Bedrooms.
 Chicago to Los Angeles—6 Sections, 6 Roomettes, 4 Double Bedrooms.
 Chicago to Salt Lake City—10 Sections, 3 Double Bedrooms.
 Minneapolis-St. Paul to Los Angeles—6 Sections, 6 Roomettes, 4 Double Bedrooms. (C. & N. W. 201-2-201 to Omaha).
 Denver to Los Angeles—6 Sections, 6 Roomettes, 4 Double Bedrooms (through in No. 37 from Kansas City and Denver).
 Butte to Los Angeles—10 Sections, Drawing-room, Compartments (No. 30 to Salt Lake City).
 Reclining Seat Coaches... Denver to Los Angeles (through in No. 37).
 Dining Car... Meal service.

★ NO. 7—The Challenger—DAILY
 All Coach and Challenger (tourist) Sleeping Car Train, Chicago to Los Angeles.
 Free Porter Service.
 Cars from Chicago and Minneapolis-St. Paul run via C. & N. W. to Omaha; thence U. P.
 Lounge Car... Chicago to Los Angeles (for sleeping car passengers).
 Challenger Sleeping Cars... Chicago to Los Angeles—14 Sections.
 (Pullman Tourist) Minneapolis-St. Paul to Los Angeles—14 Sections.
 Denver (from Kansas City) to Los Angeles—14 Sections (No. 37 to Denver; No. 127 to Ogden).
 Reclining Seat Coaches... Chicago to Los Angeles. Omaha to Los Angeles.
 Women-Childrens Coach... Chicago and Omaha to Los Angeles (Reclining seats).
 Dining Car... Serving moderately priced meals.

★ NO. 21-23—PACIFIC LIMITED—DAILY—21 to Cheyenne; 23 to Los Angeles.
 Cars from Chicago run via C. & N. W. to Omaha; thence U. P.
 Standard Sleeping Cars... Chicago to Los Angeles—10 Sec., 3 Double Bedrooms.
 Cheyenne to Los Angeles—12 Sections, D. R. (from Kansas City).
 Tourist Sleeping Car... Chicago to Los Angeles—16 Sections.
 Reclining Seat Coaches... Chicago and Omaha to Los Angeles.
 Salt Lake City to Los Angeles.
 Dining Car... Meal Service.

Footnotes for Page 8

★ Regularly assigned through cars air-conditioned. (f) Stops only on signal.
 ★ Makes ten round trips each month; see page 6 for sailing dates and schedule.
 □ The Challenger carries only coaches and Challenger (Pullman tourist) sleeping cars.
 □ Runs via Borie cut-off; not via Cheyenne.
 ♦ Motor bus connections with main line trains at East Los Angeles.
 ⊕ Stops only to let off paying passengers. *Motor bus between Lund and Cedar City.
 (C.T.) Central Time. (M.T.) Mountain time. (P.T.) Pacific Time.
 Time from 12.01 midnight to 12.00 noon shown in light face type.
Time from 12.01 noon to 12.00 midnight shown in heavy face type.



LOS ANGELES to CHICAGO via Omaha

Table A For Complete Schedules, See Tables 1, 2 and 3		Streamliner City of Los Angeles 104 Example	Los Angeles Limited 38-28 Daily Example	The Challenger 8 Daily Example	Pacific Limited 24-22 Daily Example
Lv San Pedro (P.T.)	2.55 SUN	3.45 SUN	4.30 SUN	6.25 SUN	
Lv Long Beach	3.35 "	4.30 "	4.30 "	6.55 "	
Lv Anaheim	4.25 "	4.25 "			
Lv Glendale	3.20 "	4.05 "	4.05 "	6.40 "	
Lv Pasadena	3.50 "	4.50 "	4.50 "	7.10 "	
Lv Los Angeles (P.T.)	4.30 "	5.30 "	6.35 "	8.00 "	
" East Los Angeles	4.50 "	5.57 "	7.10 "	8.25 "	
" Riverside		7.30 "	8.45 "	10.00 "	
" San Bernardino	6.10 "	8.05 "	9.20 "	10.35 "	
" Barstow		10.30 SUN	11.45 SUN	1.05 "	
" Las Vegas	11.40 SUN	4.15 MON	5.20 MON	6.45 "	
Ar Caliente (P.T.)	2.30 MON	7.35 "	8.35 "	10.40 "	
Lv Caliente (M.T.)	3.34 "	8.50 "	9.55 "	12.01 MON	
Ar Lund		11.02 "	12.15 "	2.40 "	
" Cedar City	<i>Bryce-Grand Canyon-Zion Nat. Parks-Cedar Breaks Kaibab Forest</i>	3.15 "	3.15 "		
Lv Cedar City		9.30 "	9.30 "		
Lv Lund		11.02 "	12.15 "	2.40 MON	
" Milford		12.01 "	1.15 "	3.35 "	
" Lyndyl		2.20 "	3.25 "	5.50 "	
Ar Salt Lake City	9.10 MON	5.30 "	6.30 "	9.00 "	
Lv Salt Lake City	9.15 "	6.00 "	7.00 "	9.45 "	
Ar Ogden	10.10 "	7.00 "	8.10 "	11.00 "	
Lv Ogden	10.10 "	8.00 "	8.40 "	12.45 "	
Ar Evanston	11.50 "	9.50 MON	10.30 MON	2.50 "	
" Green River		12.15 TUE	12.55 TUE	5.35 "	
" Rock Springs		1.05 "	1.42 "	6.28 "	
" Rawlins	4.00 MON	3.30 "	4.20 "	9.30 MON	
" Laramie	6.01 "	6.25 "	7.20 "	12.40 TUE	
Ar Cheyenne (M.T.)	7.20 MON	8.20 "	9.15 "	2.30 "	
Ar Denver		8.40 TUE	2.00 TUE	5.50 TUE	
Ar Kansas City (C.T.)		7.40 WED	7.40 WED	11.00 TUE	
Ar St. Louis (Wab.)		3.15 WED	3.15 WED	7.30 WED	
Lv Cheyenne (M.T.)	7.30 MON	8.45 TUE	9.45 TUE	3.30 TUE	
Ar Sidney	9.00 "	10.35 "	11.30 "	5.55 "	
Ar North Platte (M.T.)	10.49 "	1.05 "	2.05 "	9.25 "	
Lv North Platte (C.T.)	11.54 MON	2.13 "	3.15 "	10.35 "	
Ar Kearney		4.14 "	5.04 "	12.55 "	
" Grand Island	1.49 TUE	5.20 "	6.10 "	2.15 "	
" Columbus		6.46 "	7.36 "	4.15 "	
" Fremont		7.40 "	8.30 "	5.34 "	
Ar Omaha	4.05 TUE	8.40 TUE	9.30 TUE	6.45 TUE	
C. & N. W.					
Lv Omaha	4.15 TUE	9.30 TUE	10.00 TUE	7.30 TUE	
Ar Chicago (C.T.)	12.15 TUE	8.30 WED	9.00 WED	7.30 WED	
C. & N. W. Line					
Lv Omaha		(202-1-202) 10.45 TUE	(202-1-202) 10.45 TUE	(202-1-202) 10.45 TUE	
Ar Sioux City		1.45 WED	1.45 WED	1.45 WED	
Ar St. Paul		9.00 "	9.00 "	9.00 "	
Ar Minneapolis (C.T.)		9.35 WED	9.35 WED	9.35 WED	

Footnotes for Page 9

★ Regularly assigned through cars air-conditioned. ♦ Motor bus between Lund and Cedar City.
 ● Makes ten round trips each month; see page 6 for sailing dates. (f) Stops only on signal.
 ♦ The Challenger carries only coaches and Challenger (Pullman tourist) sleeping cars.
 □ Runs via Borie; not via Cheyenne.
 ♦ Motor Bus connections with main line trains at East Los Angeles.
 (C.T.) Central Time. (M.T.) Mountain Time. (P.T.) Pacific Time.
 Time from 12.01 midnight to 12.00 noon shown in light face type.
 Time from 12.01 noon to 12.00 midnight shown in heavy face type.

Equipment for Page 9

★ NO. 104—The Streamliner CITY OF LOS ANGELES—Extra Fare

This train leaves Los Angeles 6th, 12th, 18th, 24th and last day of each month.
 Arrive Chicago via C. & N. W.

Observation Bedroom Car... Los Angeles to Chicago—4 Double Bedrooms.
 Standard Sleeping Cars... Los Angeles to Chicago—11 Double Bedrooms.
 Los Angeles to Chicago—12 Open Sections.
 Los Angeles to Chicago—18 Roomettes.
 Los Angeles to Chicago—2 Drawing-rooms, 4 Compartments, 4 Double Bedrooms (5 cars).
 Coaches... Los Angeles to Chicago (1 car—24 reclining seats; 2 cars—48 reclining seats each—all reserved).
 Cafe Lounge Car... Low cost meals and lounge for coach passengers.
 Main Dining Car... Regular meal service.

This train leaves Los Angeles 3rd, 9th, 15th, 21st and 27th of each month.
 Arrive Chicago via C. & N. W.

Standard Sleeping Cars... Los Angeles to Chicago—4 Compts., 3 D. R.
 Los Angeles to Chicago—12 Enclosed Sections.
 Los Angeles to Chicago—11 Double Bedrooms.
 Los Angeles to Chicago—2 Drawing-rooms, 4 Compartments, 4 Double Bedrooms (4 cars).
 Los Angeles to Chicago—13 Roomettes, 1 Section.
 "Little Nugget" Club Car... Los Angeles to Chicago (radio).
 Coaches... Los Angeles to Chicago (2 cars—one with 50 and one with 52 reclining seats—all reserved).
 Cafe Lounge Car... Low cost meals and lounge for coach passengers.
 Main Dining Car... Regular meal service.

★ NO. 38-28—LOS ANGELES LIMITED—DAILY—38 to Ogden; 28 to Chicago.

Cars to Chicago and St. Paul-Minneapolis run via C. & N. W. east of Omaha

Buffet Club Car... Ogden (from San Francisco) to Chicago (barber, valet, bath; radio).
 Club Lounge Car... Los Angeles to Denver (through in No. 38).
 Standard Sleeping Cars... Los Angeles to Chicago—2 Drawing-rooms, 4 Compartments, 4 Double Bedrooms.
 Los Angeles to Chicago—6 Sections, 6 Roomettes, 4 Double Bedrooms.
 Los Angeles to St. Paul-Minneapolis—6 Sections, 6 Roomettes, 4 Double Bedrooms. (C. & N. W. 202-1-202 east of Omaha).
 Los Angeles to Denver and Kansas City—6 Sections, 6 Roomettes, 4 Double Bedrooms (through in No. 38).
 Los Angeles to Butte—10 Sections, Drawing-room, Compartments (No. 29 north of Salt Lake City).
 Salt Lake City to Chicago—10 Sections, 3 Double Bedrooms.
 Dining Car... Meal Service.

★ NO. 8—The Challenger—DAILY

All Coach and Challenger (tourist) Sleeping Car Train. Free Porter Service.

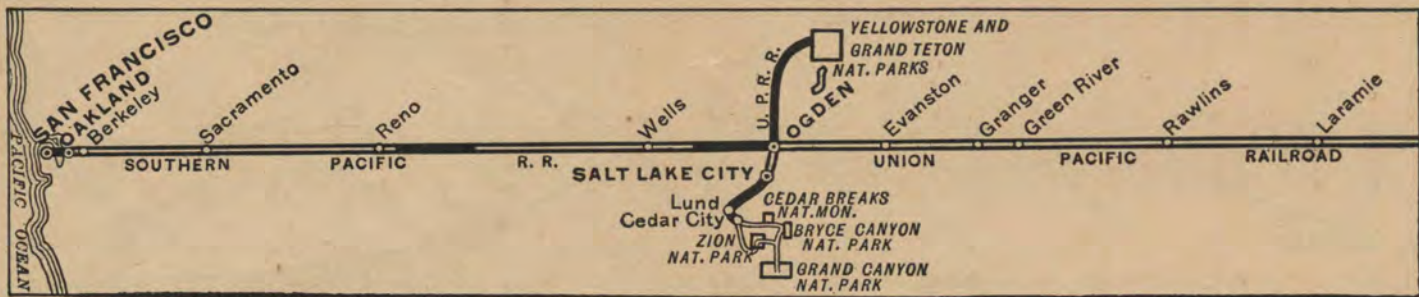
Cars to Chicago and St. Paul-Minneapolis run via C. & N. W. east of Omaha

Lounge Car... Los Angeles to Chicago (for sleeping car passengers).
 Challenger Sleeping Cars... Los Angeles to Chicago—14 Sections.
 (Pullman Tourist)
 Los Angeles to St. Paul—Minneapolis—14 Sections.
 Los Angeles to Denver and Kansas City—14 Sections (No. 48-38 east of Cheyenne).
 Reclining Seat Coaches... Los Angeles to Chicago, Los Angeles to Omaha.
 Los Angeles to Denver (No. 48 east of Cheyenne).
 Women-Childrens Coach... Los Angeles to Omaha and Chicago (Reclining seats).
 Dining Car... Serving moderately priced meals.

★ NO. 24-22—PACIFIC LIMITED—DAILY—24 to Ogden; 22 to Chicago.

Cars to Chicago run via C. & N. W. east of Omaha

Standard Sleeping Cars... Los Angeles to Chicago—10 Sec., 3 Double Bedrooms.
 Los Angeles to Denver—12 Sections, Drawing-room. (Occupancy at Denver until 7:30 a.m.)
 Tourist Sleeping Car... Los Angeles to Chicago—16 Sec. (in No. 24 to Cheyenne).
 Reclining Seat Coaches... Los Angeles to Omaha and Chicago.
 Los Angeles to Salt Lake City.
 Dining Car... Meal Service.



CHICAGO to SAN FRANCISCO via Omaha

Table B For Complete Schedules See Tables 1, 2, and 4		Streamliner City of San Francisco 101 Example	San Francisco Overland Ltd. 27 Daily Example	The Challenger 87 Daily Example	Pacific Limited 21 Daily Example
C. & N. W.		6.00 SUN 2.00 MON	8.15 SUN 7.45 MON	8.45 SUN 8.15 MON	10.00 SUN 10.30 SUN
C. & N. W.			(201-2-201)	(201-2-201)	(203-10-203)
Lv	Minneapolis		8.45 SUN	8.45 SUN	8.40 SUN
Lv	St. Paul		9.25 "	9.25 "	9.20 "
Lv	Sioux City		5.05 MON	5.05 MON	5.35 "
Ar	Omaha		8.05 MON	8.05 MON	8.00 SUN
Union Pacific					
Lv	Omaha (C.T.)	2.10 MON	8.30 MON	9.00 MON	11.20 SUN
"	Fremont		9.18 "	9.54 "	12.16 MON
"	Columbus		10.10 "	10.53 "	1.24 "
"	Grand Island	4.21 MON	11.40 "	12.30 "	3.05 "
"	Kearney		12.34 "	1.30 "	4.08 "
Ar	North Platte (C.T.)	6.20 MON	2.25 "	3.35 "	6.35 "
Lv	North Platte (M.T.)	5.24 "	1.35 "	2.43 "	5.45 "
Lv	Sidney	7.13 "	4.20 "	5.55 "	9.15 "
Ar	Cheyenne	9.00 MON	6.45 "	8.45 "	11.55 MON
Lv	St. Louis (Wab.) (C.T.)		3.50 SUN	3.50 SUN	
Lv	Kansas City (UP)		11.30 SUN	11.30 SUN	6.30 SUN
Lv	Denver (M.T.)		5.05 MON	5.20 MON	8.45 MON
Lv	Cheyenne	9.10 MON	7.15 "	9.25 "	1.05 MON
"	Laramie	10.35 "	9.00 "	11.20 MON	2.55 "
"	Rawlins	12.31 MON	11.50 MON	2.15 TUE	6.00 "
"	Rock Springs		2.10 TUE	4.45 "	8.40 "
"	Green River	2.55 MON	3.00 "	5.50 "	9.35 MON
"	Evanston	4.45 "	5.25 "	8.20 "	12.25 TUE
Ar	Ogden (M.T.)	6.26 MON	7.30 TUE	10.20 TUE	2.35 TUE
Lv	Salt Lake City		8.00 TUE	8.00 TUE	11.15 MON
Southern Pacific					
Lv	Ogden (P.T.)	5.36 MON	9.00 TUE	10.35 TUE	4.00 TUE
Ar	Reno	2.46 TUE	10.20 "	12.55 WED	7.45 TUE
"	Truckee		11.45 TUE	2.05 "	8.55 TUE
"	Sacramento	7.10 TUE	5.20 WED	7.05 "	2.20 WED
"	Berkeley	8.50 "	8.10 "	9.54 "	5.38 "
"	Oakland (16th St.)	9.03 "	8.21 "	10.03 "	5.56 "
"	Oakland Pier	9.10 "	8.35 "	10.15 "	6.05 "
Ar	San Francisco (P.T.)	9.50 TUE	9.20 WED	10.50 WED	6.50 WED

Footnotes for Page 10

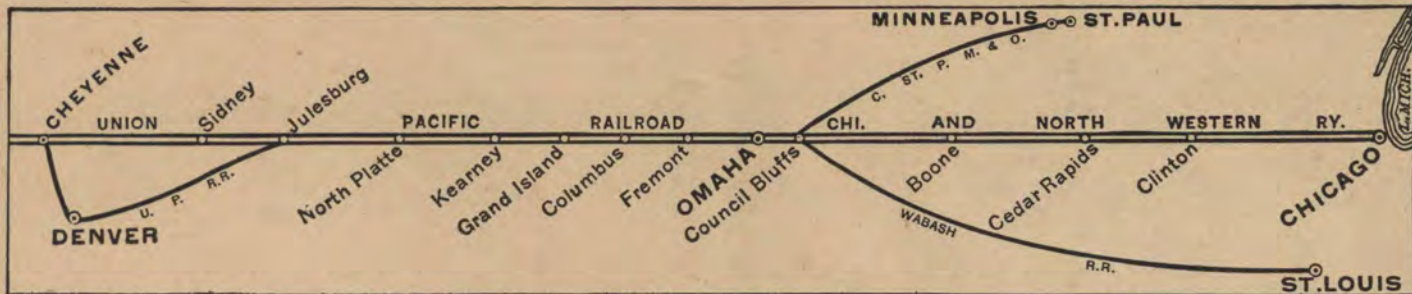
- ★ Regularly assigned through cars air-conditioned. (f) Stops only on signal.
- Makes 10 round trips each month; see page 6 for sailing dates.
- ◆ The Challenger carries only coaches and Challenger (Pullman tourist) sleeping cars.
- Runs via Borie cut-off; not via Cheyenne.
- (C.T.) Central Time. (M.T.) Mountain time. (P.T.) Pacific Time.
- Time from 12.01 midnight to 12.00 noon shown in light face type.
- Time from 12.01 noon to 12.00 midnight shown in heavy face type.

Equipment for Page 10

- ★ NO. 101—*The Streamliner CITY OF SAN FRANCISCO*—Extra Fare
This train leaves Chicago via C. & N. W. 2nd, 8th, 14th, 20th and 26th of each month
Arrives San Francisco via Southern Pacific
- Observation Bedroom Car... Chicago to San Francisco—4 Double Bedrooms.
- Standard Sleeping Cars... Chicago to San Francisco—5 Double Bedrooms, 10 Roomettes.
Chicago to San Francisco—4 Compts., 3 D. R.
Chicago to San Francisco—12 Open Sections.
Chicago to San Francisco—5 Double Bedrooms, 12 Single Bedrooms.
Chicago to San Francisco—2 Drawing-rooms, 4 Compartments, 4 Double Bedrooms (6 cars).
- Club Lounge Car... Chicago to San Francisco (barber; valet; bath).
- Coach... Chicago to San Francisco (48 reclining seats—all reserved).
- Coffee Shop Dining Car... Low cost meals for coach passengers.
- Main Dining Car... Regular meal service.
- This train leaves Chicago via C. & N. W. 5th, 11th, 17th, 23rd and 29th of each month
Arrives San Francisco via Southern Pacific
- Standard Sleeping Cars... Chicago to San Francisco—5 Double Bedrooms, 10 Roomettes.
Chicago to San Francisco—4 Compts., 3 D. R.
Chicago to San Francisco—12 Open Sections.
Chicago to San Francisco—5 Double Bedrooms, 12 Single Bedrooms.
Chicago to San Francisco—6 Sections, 6 Roomettes, 4 Double Bedrooms.
Chicago to San Francisco—2 Drawing-rooms, 4 Compartments, 4 Double Bedrooms (4 cars).
- Club Lounge Car... Chicago to San Francisco (radio).
- Coach... Chicago to San Francisco (54 reclining seats—all reserved).
- Coffee Shop Dining Car... Low cost meals for coach passengers.
- Main Dining Car... Regular meal service.
- ★ NO. 27—*SAN FRANCISCO OVERLAND LIMITED*—DAILY
All Pullman, no extra fare, Chicago to San Francisco.
Cars from Chicago run via C. & N. W. to Omaha; U. P. to Ogden; S. P. to San Francisco
- Buffet Club Car... Chicago to San Francisco (barber, valet, bath; radio).
- Observation Sleeping Car... Chicago to San Francisco—10 Sections.
- Standard Sleeping Cars... Chicago to San Francisco—2 Drawing-rooms, 4 Compartments, 4 Double Bedrooms.
Chicago to San Francisco—6 Sections, 6 Roomettes, 4 Double Bedrooms (2 cars).
Chicago to San Francisco—12 Sections, D. R. (2 cars).
Denver (from St. Louis) to San Francisco—6 Sections, 6 Roomettes, 4 Double Bedrooms (No. 37 to Ogden).
Salt Lake City to San Francisco—10 Sections, Drawing-room, compartments (No. 31 to Ogden).
- Dining Car... Meal service.
- ★ NO. 87—*The Challenger*—DAILY
All Coach and Challenger (tourist) Sleeping Car Train. Free Porter Service.
Cars from Chicago run via C. & N. W. to Omaha; U. P. to Ogden; S. P. to San Francisco
- Lounge Car... Chicago to San Francisco (for sleeping car passengers).
- Challenger Sleeping Cars... Chicago to San Francisco—16 Sections.
(Pullman Tourist)
Omaha to San Francisco—16 Sections.
Denver (from St. Louis) to San Francisco—16 Sections (No. 127 to Ogden).
- Reclining Seat Coaches... Chicago to San Francisco.
- Women-Childrens Coach... Chicago to San Francisco (reclining seats).
- Dining Car... Serving moderately priced meals.
- ★ NO. 21—*PACIFIC LIMITED*—DAILY
Cars from Chicago run via C. & N. W. to Omaha; U. P. to Ogden; S. P. to San Francisco
- Standard Sleeping Cars... Chicago to San Francisco—12 Sections, D. R.
Salt Lake City to San Francisco—10 Sections, D. R., Compts. No. 33 to Ogden).
- Tourist Sleeping Car... Chicago to San Francisco—16 Sections.
- Reclining Seat Coaches... Chicago to San Francisco.
- Dining Car... Meal service.
- (Sleeping cars may be occupied at Oakland Pier until 7:30 a.m.)

Western Union Telegrams

May be sent from any telegraph station. Domestic Service:
Full Rate Telegrams, Day Letters and Night Letters. The porter
will send your telegram or cablegram from the next station.



SAN FRANCISCO to CHICAGO via Omaha

Table B		Streamliner City of San Francisco 102 Example	San Francisco Overland Ltd. 28 Daily Example	The Challenger 88 Daily Example	Pacific Limited 22 Daily Example
Southern Pacific					
Lv	San Francisco (P.T.)	4.30	7.00	7.30	9.00
"	Oakland Pier	5.02	7.45	8.10	9.35
"	Oakland (16th St.)	5.10	7.58	8.23	9.47
"	Berkeley	5.20	8.10	8.36	10.00
"	Sacramento	6.55	11.05	11.35	12.55
"	Truckee		3.50	4.25	5.55
"	Reno	11.30	5.05	5.40	7.15
Ar	Ogden (P.T.)	9.00	6.00	7.35	10.00
Union Pacific					
Ar	Salt Lake City		11.25	11.25	3.15
Lv	Ogden (M.T.)	10.10	8.00	9.15	12.45
Ar	Evanson	11.50	9.50	11.10	2.50
"	Green River	1.38	12.15	1.40	5.35
"	Rock Springs		1.05	2.32	6.28
"	Rawlins	4.00	3.30	5.05	9.30
"	Laramie	6.01	6.25	8.00	12.40
Ar	Cheyenne	7.20	8.20	9.50	2.30
Ar	Denver		8.40	2.00	5.50
Ar	Kansas City (C.T.)		7.40	7.40	11.00
Ar	St. Louis (Wab)		3.15	3.15	7.30
Lv	Cheyenne	7.30	8.45	10.25	3.30
Ar	Sidney	9.00	10.35	12.15	5.55
"	North Platte (M.T.)	10.49	1.05	2.45	9.25
Lv	North Platte (C.T.)	11.54	2.13	3.53	10.35
Ar	Kearney		4.14	5.39	12.55
"	Grand Island		5.20	6.38	2.15
"	Columbus		6.46	8.03	4.15
"	Fremont		7.40	8.53	5.34
Ar	Omaha	4.05	8.40	9.50	6.45
C. & N. W.					
Lv	Omaha	4.15	9.30	10.20	7.30
Ar	Chicago (C.T.)	12.15	8.30	9.20	7.30
C. & N. W.					
Lv	Omaha		(202-1-202) 10.45	(202-1-202) 10.45	(202-1-202) 10.45
Ar	Sioux City		1.45	1.45	1.45
"	St. Paul		9.00	9.00	9.00
Ar	Minneapolis (C.T.)		9.35	9.35	9.35

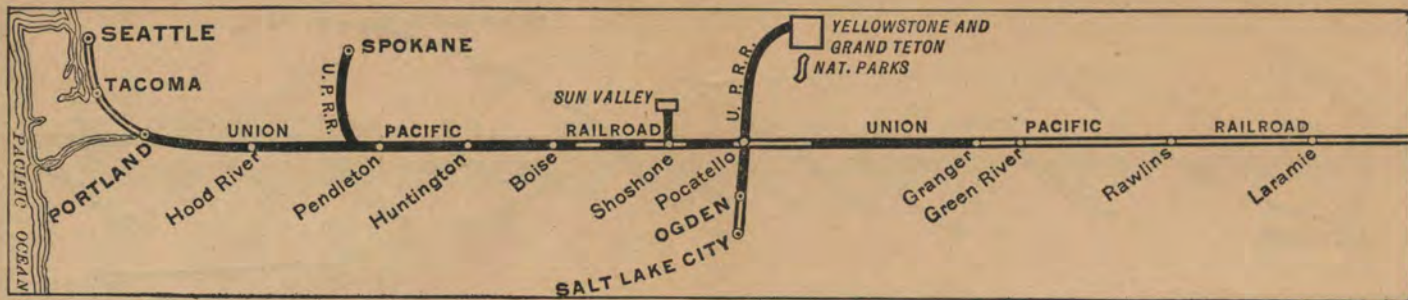
Footnotes for Page 11

- ★ Regularly assigned through cars air-conditioned. (f) Stops only on signal.
- Makes 10 round trips each month; see page 6 for sailing dates.
- ◆ The Challenger carries only coaches and Challenger (Pullman tourist) sleeping cars.
- Runs via Borie cut-off; not via Cheyenne.
- (C.T.) Central time. (M.T.) Mountain time. (P.T.) Pacific Time.
- Time from 12.01 midnight to 12.00 noon shown in light face type.
- Time from 12.01 noon to 12.00 midnight shown in heavy face type.

Warning—If your train is running late, don't take a chance of being left behind at some station by strolling too far away. Every effort is made, consistent with safe operation, to regain lost time. In such cases stops at stations may be shorter than shown in the time folder for normal operation.

Equipment for Page 11

- ★ **NO. 102—The Streamliner CITY OF SAN FRANCISCO—Extra Fare**
This train leaves San Francisco via S. P. 5th, 11th, 17th, 23rd and 29th of each month Arrives Chicago via C. & N. W. Ry.
- Observation Bedroom Car... San Francisco to Chicago—4 Double Bedrooms.
- Standard Sleeping Cars... San Francisco to Chicago—5 Double Bedrooms, 10 Roomettes.
San Francisco to Chicago—4 Compts., 3 D. R.
San Francisco to Chicago—12 Open Sections.
San Francisco to Chicago—5 Double Bedrooms, 12 Single Bedrooms.
San Francisco to Chicago—2 Drawing-rooms, 4 Compartments, 4 Double Bedrooms (6 cars).
- Club Lounge Car... San Francisco to Chicago (barber; valet; bath).
- Coach... San Francisco to Chicago (48 reclining seats—all reserved).
- Coffee Shop Dining Car... Low cost meals for coach passengers.
- Main Dining Car... Regular meal service.
- This train leaves San Francisco via S. P. 2nd, 8th, 14th, 20th and 26th of each month Arrives Chicago via C. & N. W. Ry.
- Standard Sleeping Cars... San Francisco to Chicago—5 Double Bedrooms, 10 Roomettes.
San Francisco to Chicago—4 Compts., 3 D. R.
San Francisco to Chicago—12 Open Sections.
San Francisco to Chicago—5 Double Bedrooms, 12 Single Bedrooms.
San Francisco to Chicago—6 Sections, 6 Roomettes, 6 Double Bedrooms.
San Francisco to Chicago—2 Drawing-rooms, 4 Compartments, 4 Double Bedrooms (4 cars).
- Club Lounge Car... San Francisco to Chicago (radio).
- Coach... San Francisco to Chicago (54 reclining seats—all reserved).
- Coffee Shop Dining Car... Low cost meals for coach passengers.
- Main Dining Car... Regular meal service.
- ★ **NO. 28—SAN FRANCISCO OVERLAND LIMITED—DAILY**
All Pullman, no extra fare, San Francisco to Chicago.
Runs via S. P. to Ogden, and via C. & N. W. east of Omaha
- Buffet Club Car... San Francisco to Chicago (barber, valet, bath; radio)
- Observation Sleeping Car... San Francisco to Chicago—10 Sections.
- Standard Sleeping Cars... San Francisco to Chicago—2 Drawing-rooms, 4 Compartments, 4 Double Bedrooms.
San Francisco to Chicago—6 Sections, 6 Roomettes, 4 Double Bedrooms (2 cars).
San Francisco to Chicago—12 Sections, D. R. (2 cars).
San Francisco to Denver and St. Louis—6 Sections, 6 Roomettes, 4 Double Bedrooms (No. 38 east of Ogden).
San Francisco to Salt Lake City—10 Sections, Drawing-room, Compartments (U. P. 34 south of Ogden).
- Dining Car... Meal Service.
- ★ **NO. 88—The Challenger—DAILY**
All Coach and Challenger (tourist) Sleeping Car Train. Free Porter Service.
Runs via S. P. to Ogden, and via C. & N. W. east of Omaha
- Lounge Car... San Francisco to Chicago (for sleeping car passengers).
- Challenger Sleeping Cars... San Francisco to Chicago—16 Sections.
(Pullman Tourist)
San Francisco to Omaha—16 Sections.
San Francisco to Denver and St. Louis—16 Sections.
(No. 48-38 east of Cheyenne).
- Reclining Seat Coaches... San Francisco to Chicago.
- Women-Childrens Coach... San Francisco to Chicago (reclining seats).
- Dining Car... Serving moderately priced meals.
- ★ **NO. 22—PACIFIC LIMITED—DAILY**
Runs via S. P. to Ogden, and via C. & N. W. east of Omaha
- Standard Sleeping Cars... San Francisco to Chicago—12 Sections, D. R.
San Francisco to Salt Lake City—10 Sections, D. R.
Compts. (U. P. 32 south of Ogden).
- Tourist Sleeping Car... San Francisco to Chicago—16 Sections (in No. 24 from Ogden to Cheyenne—See Table D, page 15).
- Reclining Seat Coaches... San Francisco to Chicago.
- Dining Car... Meal Service.



CHICAGO to PORTLAND and SEATTLE via Omaha

Table C For Complete Schedules See Tables 1, 2 and 6		Steamliner City of Portland 1 Example	Portland Rose 27-17 Daily Example	Challenger- Portland Rose 7-17 Daily Example	Pacific Limited 21-25 Daily Example			
Lv Chicago (C.T.)	6.00	SUN	8.15	SUN	8.30	SUN	10.00	SUN
Ar Omaha	2.00	MON	7.45	MON	8.00	MON	10.30	SUN
Union Pacific								
Lv Omaha (C.T.)	2.10	MON	8.30	MON	8.45	MON	11.20	SUN
" Fremont			f 9.18	"	f 9.37	"	12.16	MON
" Columbus			f 10.10	"	f 10.34	"	1.24	"
" Grand Island	4.21	MON	11.40	"	12.05	"	3.05	"
" Kearney			f 12.34	"	1.00	"	4.08	"
Ar North Platte (C.T.)	6.20	MON	2.25	"	2.55	"	6.35	"
Lv North Platte (M.T.)	5.24	"	1.35	"	2.03	"	5.45	"
Ar Sidney	7.13	"	4.20	"	5.01	"	9.15	"
Ar Cheyenne	9.00	MON	6.45	"	7.45	"	11.55	MON
Lv St. Louis (Wab.) (C.T.)			3.50	SUN	3.50	SUN		
Lv Kansas City (Un. Pac.)			11.30	SUN	11.30	SUN	6.30	SUN
Lv Denver (M.T.)			5.10	MON	5.10	MON	8.45	SUN
Lv Cheyenne	9.10	MON	8.45	MON	8.45	MON	1.15	MON
" Laramie	10.35	"	10.30	MON	10.30	MON	3.10	"
" Rawlins	12.31	MON	1.10	TUE	1.10	TUE	6.15	"
" Rock Springs			3.35	"	3.35	"	8.50	"
" Green River	2.55	MON	4.40	"	4.40	"	10.25	MON
" Kemmerer			6.25	"	6.25	"	12.20	TUE
" Montpelier			8.15	"	8.15	"	2.30	"
Ar Pocatello	7.30	MON	10.30	"	10.30	"	5.05	"
Ar West Yellowstone								
Lv West Yellowstone								
Lv Pocatello	7.40	MON	11.00	TUE	11.00	TUE	5.55	TUE
" Minidoka			12.20	"	12.20	"	7.19	"
Ar Shoshone			1.20	TUE	1.20	TUE	8.50	TUE
Lv Shoshone								
Ar Sun Valley								
Lv Sun Valley								
Ar Shoshone								
Lv Shoshone			1.20	TUE	1.20	TUE	8.50	TUE
" Glenns Ferry			2.40	"	2.40	"	10.30	"
" Boise	12.01	TUE	4.35	"	4.35	"	1.10	"
" Nampa			5.10	"	5.10	"	1.55	"
Ar Huntington (M.T.)	1.55	TUE	7.15	"	7.15	"	4.20	"
Lv Huntington (P.T.)	12.57	TUE	6.35	"	6.35	"	3.40	"
" Baker			8.07	"	8.07	"	5.30	"
" La Grande			10.00	TUE	10.00	TUE	7.30	"
" Pendleton	5.35	TUE	1.35	WED	1.35	WED	11.20	TUE
" Arlington			3.25	"	3.25	"	2.05	WED
" The Dalles			4.50	"	4.50	"	3.40	"
" Hood River			5.30	"	5.30	"	4.20	"
Ar Portland	9.45	TUE	7.30	"	7.30	"	6.30	"
Lv Portland	1.30	TUE	8.45	"	8.45	"	8.45	WED
Ar Tacoma	4.48	"	1.30	"	1.30	"	1.30	"
Ar Seattle (P.T.)	5.50	TUE	2.55	WED	2.55	WED	2.55	WED

Equipment for Page 12

★ NO. 1—The Streamliner—CITY OF PORTLAND

Leave Chicago via C. & N. W. Ry., 4th, 10th, 16th, 22nd and 28th of each month.

Club Lounge (Copper King) Chicago to Portland (radio).
 Standard Sleeping Cars... Chicago to Portland—1 Compartment, 8 Double Bed-rooms (2 cars).
 Coaches... Chicago to Portland—11 Enclosed Sections (2 cars).
 Chicago to Portland—11 Open Sections (4 cars).
 Chicago to Portland (48 reclining seats—all reserved).
 (2 cars).
 Main Dining Car... Chicago to Portland (38 reclining seats—all reserved).
 Coffee Shop Dining Car... Chicago to Portland. Regular meal service.
 Chicago to Portland. Low cost meals for coach passengers.

★ NO. 27-17—PORTLAND ROSE—DAILY

No. 27 to Cheyenne; No. 17 to Portland.

Cars from Chicago run via C. & N. W. to Omaha; thence U. P.

Club Lounge Car... Chicago to Cheyenne; Cheyenne to Portland.
 Standard Sleeping Cars... Chicago to Portland—2 Drawing rooms, 4 Compartments, 4 Double Bedrooms.
 Chicago to Portland—6 Sections, 6 Roomettes, 4 Double Bedrooms.
 Denver to Portland—6 Sections, 6 Roomettes, 4 Double Bedrooms (No. 17 from Denver).
 Denver to Portland—10 Sections (No. 17 from Denver).
 Pocatello to Spokane—12 Sections, D. R. (from Salt Lake City; No. 4 north of Pendleton).
 Dining Car... Meal Service.

★ NO. 7-17—The Challenger—PORTLAND ROSE—DAILY

No. 7 to Cheyenne; No. 17 to Portland.

Cars from Chicago run via C. & N. W. to Omaha; thence U. P.

Porter Service without Charge.

Lounge Car... Chicago to Cheyenne (for sleeping car passengers).
 Challenger Sleeping Car... Chicago to Portland—16 Sections.
 (Pullman Tourist) Chicago to Portland—14 Sections.
 Reclining Seat Coaches... Denver to Portland—16 Sections (No. 17 from Denver).
 Chicago to Portland. (The Chicago to Portland coaches arriving Cheyenne in No. 7, are carried to Green River in Mail Train No. 9.—Leave Cheyenne 8:30 p.m., arrive Green River 3:45 a.m.)
 Denver to Spokane (No. 4 beyond Pendleton).
 Denver to Portland.
 Dining Car... Serving moderately priced meals.

★ NO. 21-25—PACIFIC LIMITED—DAILY

No. 21 to Cheyenne; No. 25 to Portland.

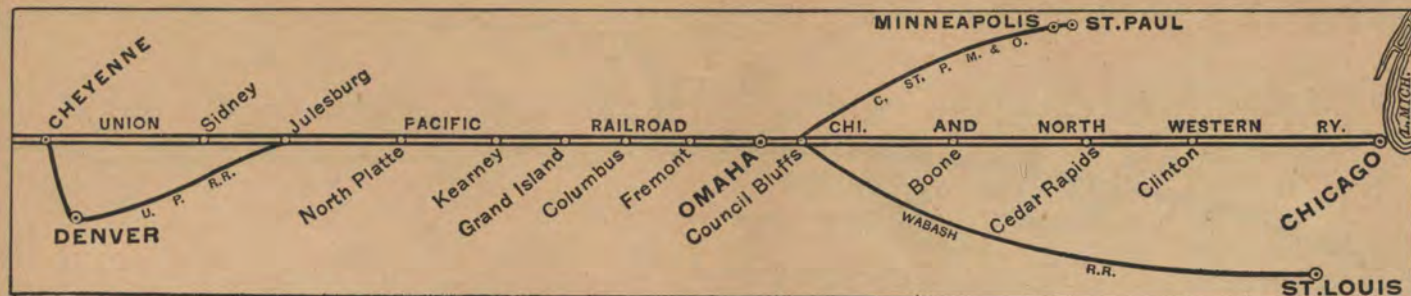
Cars from Chicago run via C. & N. W. to Omaha; thence U. P.

Standard Sleeping Cars... Chicago to Cheyenne—10 Sections, 3 Double Bed-rooms (for Los Angeles).
 Cheyenne to Portland—10 Sections, D. R., Compt. (from Kansas City).
 Tourist Sleeping Cars... Chicago to Cheyenne—16 Sections (for Los Angeles).
 (Car to car change at Cheyenne).
 Denver to Portland—16 Sec. (No. 23 from Denver).
 Pocatello to Spokane—14 Sections (from Salt Lake City; No. 4 north of Pendleton).
 Reclining Seat Coaches... Chicago and Omaha to Portland.
 Cheyenne to Spokane (No. 4 beyond Pendleton).
 Dining Car... Meal service.

(Sleeping cars may be occupied at Portland until 7:00 a.m.)

Footnotes for Page 12

- ★ Regularly assigned through cars air-conditioned. (f) Stops only on signal
- ⊙ Makes 5 round trips each month. See page 7 for sailing dates and schedule.
- ⊕ The Chicago to Portland coaches arriving Cheyenne in No. 7, are carried to Green River in Mail Train No. 9.—Leave Cheyenne 8:30 p.m., arrive Green River 3:45 a.m.
- Regular Daily train No. 407.
- West Yellowstone, Montana, is gateway to Yellowstone National Park. Train service for 1946 Park Season will be shown in a later issue of this folder.
- (C.T.) Central time. (M.T.) Mountain time. (P.T.) Pacific time.
- Time from 12.01 midnight to 12.00 noon shown in light face type.
- Time from 12.01 noon to 12.00 midnight shown in heavy face type.



SEATTLE and PORTLAND to CHICAGO via Omaha

Table C For Complete Schedules See Tables 1, 2 and 6		Streamliner City of Portland 2 Example	Portland Rose 18-28 Daily Example	Portland Rose Challenger 18-8 Daily Example	Pacific Limited 26-22 Daily Example
Union Pacific					
Lv Seattle (P.T.)	8.20 SUN	12.30 SUN	12.30 SUN	11.30 SAT	
" Tacoma	9.40 "	1.24 "	1.24 "	1.00 SUN	
Ar Portland	2.20 SUN	5.05 "	5.05 "	6.45 SUN	
Leaves Seattle and Portland on 1, 7, 13, 19 and 25 of each month.					
Lv Portland	4.30 SUN	6.30 SUN	6.30 SUN	9.00 SUN	
" Hood River		8.09 "	8.09 "	10.53 "	
" The Dalles		8.55 "	8.55 "	11.45 "	
" Arlington		10.06 "	10.06 "	1.07 "	
" Pendleton	8.58 SUN	12.35 MON	12.35 MON	3.35 "	
" La Grande		3.25 "	3.25 "	6.15 "	
" Baker		4.56 "	4.56 "	8.07 "	
Ar Huntington (P.T.)	1.40 MON	6.30 "	6.30 "	10.05 "	
" Huntington (M.T.)	2.42 "	7.55 "	7.55 "	11.20 SUN	
" Nampa		10.20 "	10.20 "	1.55 MON	
" Boise	4.30 MON	11.00 "	11.00 "	2.55 "	
" Glens Ferry		1.05 "	1.05 "	5.10 "	
Ar Shoshone		2.30 MON	2.30 MON	6.30 MON	
Lv Shoshone					
Ar Sun Valley					
Lv Sun Valley					
Ar Shoshone					
Leaves Seattle and Portland on 1, 7, 13, 19 and 25 of each month.					
Lv Shoshone		2.30 MON	2.30 MON	6.30 MON	
" Minidoka		3.45 "	3.45 "	7.43 "	
Ar Pocatello	8.42 MON	5.15 MON	5.15 MON	9.20 "	
Ar West Yellowstone					
Lv West Yellowstone					
Lv Pocatello	8.52 MON	5.45 MON	5.45 MON	9.50 MON	
" Montpelier		8.22 "	8.22 "	12.55 "	
" Kemmerer		10.12 "	10.12 "	3.05 "	
Ar Green River	1.38 MON	11.40 MON	11.40 MON	5.00 "	
" Rock Springs		12.25 TUE	12.25 TUE	5.55 "	
" Rawlins	4.00 "	2.50 "	2.50 "	9.00 "	
" Laramie	6.01 "	5.35 "	5.35 "	11.59 MON	
Ar Cheyenne	7.20 "	7.35 "	7.35 "	1.50 TUE	
Ar Denver		11.15 TUE	11.15 TUE	5.50 TUE	
Ar Kansas City (C.T.)		7.40 WED	7.40 WED	11.00 TUE	
Ar St. Louis (Wab.) (C.T.)		3.15 WED	3.15 WED	7.30 WED	
Lv Cheyenne	7.30 MON	8.45 TUE	9.45 TUE	3.30 TUE	
Ar Sidney	9.00 "	10.35 "	11.30 "	5.55 "	
Ar North Platte (M.T.)	10.49 "	1.05 "	2.05 "	9.25 "	
Lv North Platte (C.T.)	11.54 MON	2.13 "	3.15 "	10.35 "	
Ar Kearney		4.14 "	5.04 "	12.55 "	
" Grand Island	1.49 TUE	5.20 "	6.10 "	2.15 "	
" Columbus		6.46 "	7.36 "	4.15 "	
" Fremont		7.40 "	8.30 "	5.34 "	
Ar Omaha	4.05 TUE	8.40 TUE	9.30 TUE	6.45 TUE	
C. & N. W.					
Lv Omaha	4.15 TUE	9.30 TUE	10.00 TUE	7.30 TUE	
Ar Chicago (C.T.)	12.15 TUE	8.30 WED	9.00 WED	7.30 WED	

Equipment for Page 13

★ **NO. 2—The Streamliner CITY OF PORTLAND**
Leave Seattle and Portland 1st, 7th, 13th, 19th and 25th of each month
Arrive Chicago via C. & N. W. Ry.

Club Lounge (Copper King) Portland to Chicago (radio).
Standard Sleeping Cars... Portland to Chicago—1 Compartment, 8 Double Bedrooms (2 cars).
Portland to Chicago—11 Enclosed Sections (2 cars).
Portland to Chicago—11 Open Sections (4 cars).
Coaches... Portland to Chicago (48 reclining seats—all reserved). (2 cars).
Portland to Chicago (38 reclining seats—all reserved).
Coffee Shop Dining Car... Portland to Chicago. Low cost meals for coach passengers.
Main Dining Car... Portland to Chicago. Regular meal service.

★ **NO. 18-28—PORTLAND ROSE—DAILY**
No. 18 to Cheyenne; No. 28 to Chicago
Cars to Chicago run via C. & N. W. east of Omaha

Club Lounge Car... Portland to Cheyenne; Cheyenne to Chicago.
Standard Sleeping Cars... Portland to Chicago—2 Drawing-rooms, 4 Compartments, 4 Double Bedrooms.
Portland to Chicago—6 Sections, 6 Roomettes, 4 Double Bedrooms.
Portland to Denver—6 Sections, 6 Roomettes, 4 Double Bedrooms (No. 18 through to Denver).
Portland to Denver—10 Sections (No. 18 through to Denver).
Pendleton to Salt Lake City—12 Sections, D. R. (from Spokane; No. 34 south of Pocatello).
Dining Car... Meal service.

★ **NO. 18-8—PORTLAND ROSE—The Challenger—DAILY**
No. 18 to Cheyenne; No. 8 to Chicago. Cars to Chicago run via C. & N. W. east of Omaha
Porter Service without Charge.

Lounge Car... Cheyenne to Chicago (for sleeping car passengers).
Challenger Sleeping Cars... Portland to Chicago—16 Sections.
(Pullman Tourist)
Portland to Chicago—14 Sections.
Portland to Denver—16 Sec. (No. 18 through to Denver).
Pendleton to Salt Lake City—14 Sections (from Spokane; No. 34 south of Pocatello).
Reclining Seat Coaches... Portland to Chicago—Portland to Denver.
Spokane to Cheyenne; Spokane to Denver (No. 3 to Pendleton).
Dining Car... Serving moderately priced meals.

★ **NO. 26-22—PACIFIC LIMITED—DAILY**
No. 26 to Cheyenne; No. 22 to Chicago. Cars to Chicago run via C. & N. W. east of Omaha

Standard Sleeping Cars... Portland to Cheyenne—10 Sections, Drawing-room, Compartment (for Kansas City).
Cheyenne to Chicago—10 Sections, 3 Double Bedrooms (from Los Angeles).
Cheyenne to Chicago—12 Sections, Drawing-room. (from San Francisco).
Tourist Sleeping Cars... Portland to Chicago—16 Sections (for Denver in No. 24 east of Green River). (Car to car change after leaving Green River).
Green River to Chicago—16 Sections (from Los Angeles) (in No. 24 from Green River to Cheyenne).
Reclining Seat Coaches... Portland to Omaha and Chicago.
Dining Car... Meal service.

Footnotes for Page 13

☉ Makes 5 round trips each month. See page 7 for sailing dates and schedule.

* Regular Daily train No. 460.

■ West Yellowstone, Montana, is gateway to Yellowstone National Park. Train service for 1946 Park Season will be shown in a later issue of this folder.

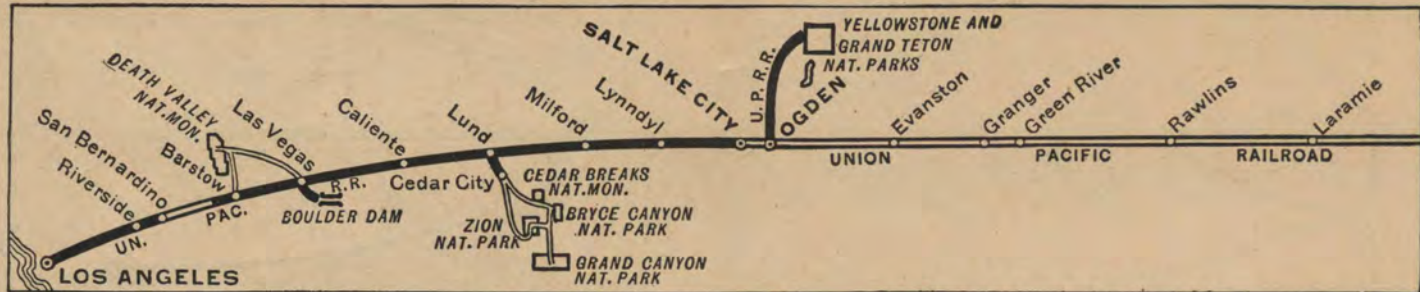
★ Regularly assigned through cars air-conditioned. (f) Stops only on signal.

(C.T.) Central time. (M.T.) Mountain time. (P.T.) Pacific time.

Time from 12.01 midnight to 12.00 noon shown in light face type.

Time from 12.01 noon to 12.00 midnight shown in heavy face type.

Extra Luggage — up to 150 Pounds — Can Be Checked Free, Out of Your Way, in the Baggage Car



ST. LOUIS and KANSAS CITY to LOS ANGELES via Denver

Table D All Trains Daily. For Complete Schedules See Tables 3, 17 and 18		Pony Express- Los Angeles Limited 37 Example	Pacific Limited 23 Example			
Lv	St. Louis (Wab.) (C.T.)	3.50 SUN				
Ar	Kansas City	9.15 "				
Lv	Kansas City (U. P.)	11.30 SUN	6.30 SUN			
"	Lawrence	12.30 MON	7.20 "			
"	Topeka	1.10 "	8.00 "			
"	Manhattan	2.30 "	9.05 "			
"	Junction City	3.25 "	9.50 "			
"	Salina (C.T.)	4.55 "	10.55 SUN			
"	Ellis (M.T.)	7.20 "	12.20 MON			
"	Oakley	9.10 "	1.50 "			
Ar	Denver	3.35 "	7.35 "			
Lv	Denver	5.05 "	8.45 "			
"	La Salle	5.57 "	9.58 "			
Ar	Cheyenne	Runs via	11.45 "			
Lv	Cheyenne	Borie cut-off	1.30 "			
"	Laramie	8.50 MON	3.20 "			
"	Rawlins	11.30 "	6.30 "			
"	Green River		10.05 MON			
Ar	Evanston	4.45 "	12.55 TUE			
Ar	Ogden	6.40 "	3.05 "			
Lv	Ogden	7.00 "	4.15 "			
Ar	Salt Lake City	8.00 "	5.25 "			
Lv	Salt Lake City	10.00 "	6.40 "			
Ar	Milford	3.10 "	12.20 "			
Ar	Lund	4.20 "	1.50 "			
Ar	Cedar City	Bryce-Grand Canyon-Zion Nat. Parks	A 3.15 TUE			
Lv	Cedar City	Cedar Breaks Kaibab Forest	A 9.30 "			
Lv	Lund		1.50 TUE			
Ar	Caliente (M.T.)	4.20 "	4.45 "			
"	Las Vegas (P.T.)	9.25 TUE	7.30 TUE			
"	Barstow	3.45 WED	2.00 WED			
"	San Bernardino	6.05 "	4.30 "			
"	Riverside	6.45 "	5.15 "			
"	East Los Angeles	8.00 "	7.00 "			
Ar	Los Angeles (P.T.)	8.30 "	7.30 "			
Ar	Pasadena	8.45 "	7.45 "			
Ar	Glendale	9.10 "	8.05 WED			
Ar	Anaheim	11.15 "				
Ar	Long Beach	9.00 "	8.00 WED			
Ar	San Pedro (P.T.)	9.30 WED	8.30 WED			

Equipment for Page 14

★ NO. 37—PONY EXPRESS—LOS ANGELES LIMITED—DAILY

Wabash No. 9 to Kansas City; No. 37 to Los Angeles

- Club Lounge Car..... Denver to Los Angeles.
- Standard Sleeping Cars.... St. Louis to Ogden—6 Sections, 6 Roomettes, 4 Double Bedrooms (for San Francisco).
Kansas City to Los Angeles—6 Sections, 6 Roomettes, 4 Double Bedrooms.—(Open 10:00 p.m.).
Denver to Salt Lake City—6 Sections, 6 Roomettes, 4 Double Bedrooms.
- Tourist Sleeping Cars.... St. Louis to Ogden—16 Sections (for San Francisco).
Kansas City to Los Angeles—14 Sections. See Note C.
- Reclining Seat Coaches.... St. Louis to Kansas City.
Kansas City to Los Angeles.
- Dining Car..... Meal service.

★ NO. 23—PACIFIC LIMITED—DAILY

- Standard Sleeping Cars.... Kansas City to Los Angeles—12 Sections, D. R.
Cheyenne to Los Angeles—10 Sections, 3 Double Bedrooms (from Chicago).
- Tourist Sleeping Cars.... Denver to Green River—16 Sections (for Portland).
Cheyenne to Los Angeles—16 Sections (from Chicago).
- Reclining Seat Coaches.... Kansas City to Denver.
Kansas City to Los Angeles.
- Dining Car..... Meal service. No dining car out of Kansas City.

Footnotes for Page 14

⊙ This tourist car leaves Denver in No. 127 at 5.20 p. m., is carried in No. 7 beyond Ogden, arriving Los Angeles at 10.30 a. m.

★ Regularly assigned through cars air-conditioned. (f) Stops only on signal.

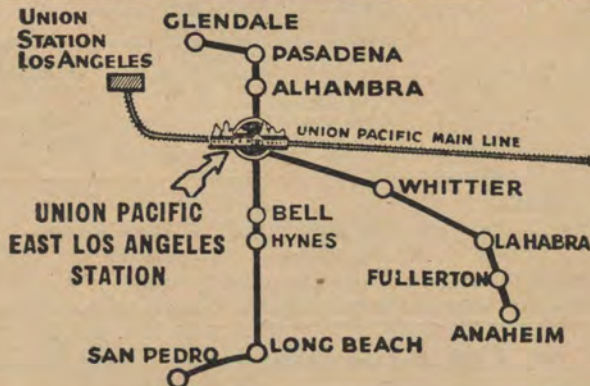
▲ Motor bus between Lund and Cedar City.

◆ Motor Bus connections with main line trains at East Los Angeles.

(C.T.) Central time. (M.T.) Mountain time. (P.T.) Pacific time.

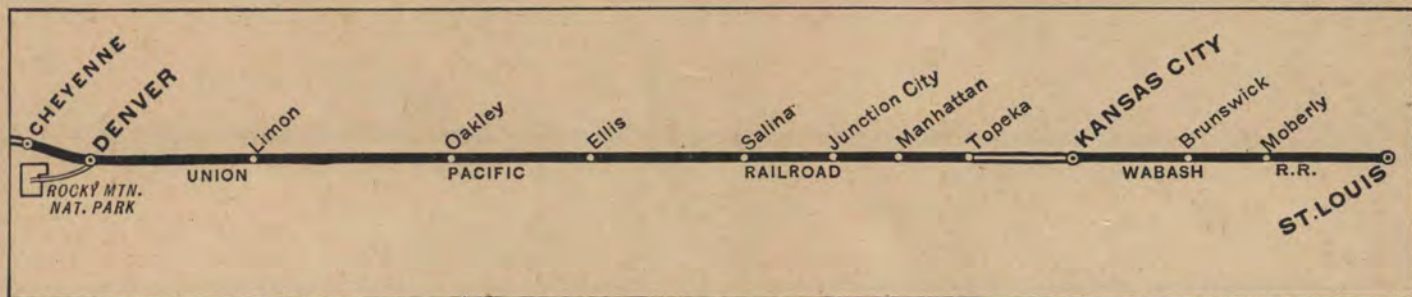
Time from 12.01 midnight to 12.00 noon shown in light face type.

Time from 12.01 noon to 12.00 midnight shown in heavy face type.



Union Pacific Motor Coach Service TO AND FROM EAST LOS ANGELES, CALIF.

- The Union Pacific maintains a passenger station at East Los Angeles, from which it operates motor coaches direct to Glendale, Pasadena, Alhambra, San Pedro, Long Beach, Anaheim, Fullerton, La Habra, Whittier and intermediate points. See Tables 99, 100 and 101 for local schedules of all motor coaches.
- Passengers ticketed for those places may leave train at East Los Angeles where waiting motor coaches will take them direct to destination without extra charge. Baggage too, can be checked through to any of those places. These motor coaches also deliver east-bound passengers to the East Los Angeles station.



LOS ANGELES to KANSAS CITY and ST. LOUIS via Denver

Table D All Trains Daily. For Complete Schedules See Tables 3, 17 and 18		Los Angeles Limited Pony Express 38 Example	Los Angeles Challenger Pony Express 8-48-38 Example	Pacific Limited 24 Example
Lv San Pedro (P.T.)	3.45 SUN	3.45 SUN	6.25 SUN	
Lv Long Beach	4.30 " "	4.30 " "	6.55 SUN	
Lv Anaheim	4.25 " "	4.25 " "		
Lv Glendale	4.05 " "	4.05 " "	6.40 SUN	
Lv Pasadena	4.50 " "	4.50 " "	7.10 " "	
Lv Los Angeles	5.30 " "	6.35 " "	8.00 " "	
" East Los Angeles	5.57 " "	7.10 " "	8.25 " "	
" Riverside	7.30 " "	8.45 " "	10.00 " "	
" San Bernardino	8.05 " "	9.20 " "	10.35 " "	
" Barstow	10.30 SUN	11.45 SUN	1.05 " "	
" Las Vegas (P.T.)	4.15 MON	5.20 MON	6.45 TUE	
Lv Caliente (M.T.)	8.50 " "	9.55 " "	12.01 MON	
Ar Lund	11.02 " "	12.15 " "	2.40 " "	
Ar Cedar City	3.15 " "	3.15 " "		
Lv Cedar City	9.30 " "	9.30 " "		
Lv Lund	11.02 " "	12.15 " "	2.40 MON	
" Milford	12.01 " "	1.15 " "	3.35 " "	
Ar Salt Lake City	5.30 " "	6.30 " "	9.00 " "	
Lv Salt Lake City	6.00 " "	7.00 " "	9.45 " "	
Ar Ogden	7.00 " "	8.10 " "	11.00 " "	
Lv Ogden	7.35 " "	8.40 " "	12.30 " "	
Ar Evanston	9.19 " "	10.30 " "	2.35 " "	
" Green River	11.25 MON	12.55 MON	5.15 " "	
" Rawlins	2.10 TUE	4.20 TUE	9.15 MON	
" Laramie	4.40 " "	7.20 " "	12.20 TUE	
Ar Cheyenne	Runs via	9.15 " "	2.10 " "	
Lv Cheyenne	Borie cut-off	11.00 " "	2.55 " "	
" La Salle	7.31 TUE	12.43 " "	4.32 " "	
Ar Denver	8.40 " "	2.00 " "	5.50 " "	
Lv Denver	3.40 " "	3.40 " "	7.10 " "	
Ar Oakley	9.00 " "	9.00 " "	12.50 " "	
" Ellis (M.T.)	10.45 TUE	10.45 TUE	2.20 " "	
" Salina (C.T.)	2.25 WED	2.25 WED	6.05 " "	
" Junction City	3.55 " "	3.55 " "	7.25 " "	
" Manhattan	4.45 " "	4.45 " "	8.10 " "	
" Topeka	6.00 " "	6.00 " "	9.25 " "	
" Lawrence	6.35 " "	6.35 " "	10.00 " "	
Ar Kansas City	7.40 WED	7.40 WED	11.00 TUE	
Lv Kansas City (Wabash)	9.00 WED	9.00 WED	11.55 TUE	
Ar St. Louis (C.T.)	3.15 WED	3.15 WED	7.30 WED	

Equipment for Page 15

★ NO. 38—LOS ANGELES LIMITED—PONY EXPRESS—DAILY

No. 38 to Kansas City; Wabash No. 2 to St. Louis

Club Lounge Car..... Los Angeles to Denver.
Standard Sleeping Cars... Los Angeles to Kansas City—6 Sections, 6 Roomettes
4 Double Bedrooms.
Ogden to St. Louis—6 Sections, 6 Roomettes, 4 Double
Bedrooms (from San Francisco).
Salt Lake City to Denver—6 Sections, 6 Roomettes,
4 Double Bedrooms.
Denver to Kansas City—12 Sections, Drawing-room.
Coach..... Salt Lake City to Denver.
Tourist Sleeping Car..... Denver to St. Louis—16 Sec. (from San Francisco).
Dining Car..... Meal service. No dining car into Kansas City.

★ NO. 8-48-38—LOS ANGELES CHALLENGER—PONY EXPRESS—DAILY

No. 8 to Cheyenne; No. 48 to Denver; No. 38 to Kansas City; Wabash No. 2 to St. Louis

Tourist Sleeping Car..... Los Angeles to Kansas City—14 Sections.
Reclining Seat Coaches... Los Angeles to Denver.
Denver to Kansas City.
Kansas City to St. Louis.
Dining Car..... Meal service. No dining car into Kansas City.

★ NO. 24—PACIFIC LIMITED—DAILY

No. 24 to Kansas City; Wabash No. 18 to St. Louis

Standard Sleeping Cars... Los Angeles to Denver—12 Sections, Drawing-room.
(Occupancy at Denver until 7:30 a.m.).
Cheyenne to Kansas City—10 Sections, D. R.,
Compartment (from Portland).
Tourist Sleeping Cars... Los Angeles to Cheyenne—16 Sections (for Chicago).
Green River to Denver—16 Sections (from Portland).
Reclining Seat Coaches... Los Angeles to Kansas City; Kansas City to St. Louis.
Dining Car..... Meal service.

Footnotes for Page 15

★ Regularly assigned through cars air-conditioned.

♦ Motor Bus connections with main line trains at East Los Angeles.

(f) Stops only on signal. ▲ Motor bus between Lund and Cedar City.

(C.T.) Central time. (M.T.) Mountain time. (P.T.) Pacific time.

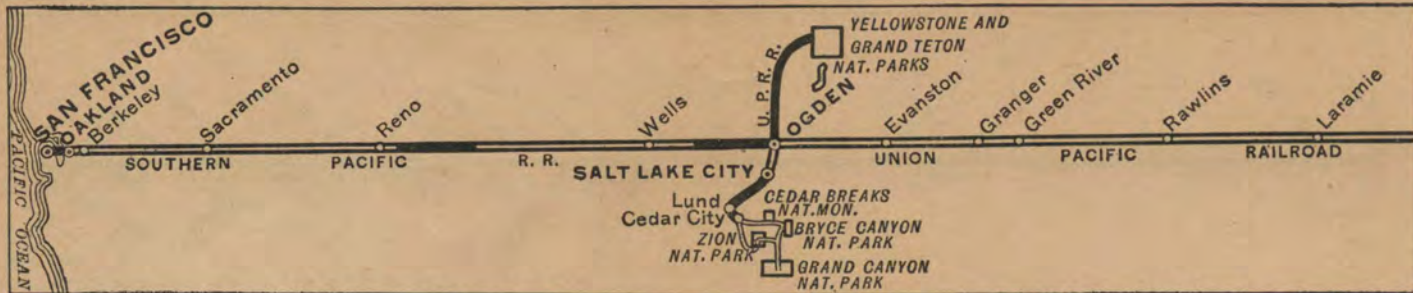
WHEN YOU TRAVEL

• Save time and avoid inconvenience by going direct to a Union Pacific Railroad ticket office for information and reservations.

• Conditions today . . . with reconversion of industry . . . and military demobilization . . . have placed an unusually heavy burden on all railroad facilities. Our travel experts in the offices we maintain in many cities are in a position to give ample time and thought

to your requests and relieve you of the disadvantages of a "last minute" rush at train departure time.

• If you will telephone or drop in at the Union Pacific Railroad office nearest you, you will be given every possible assistance in the completion of your travel plans. We urge you to use this free service. Complete list of Union Pacific offices and addresses is shown on pages 58 and 59.



ST. LOUIS and KANSAS CITY to SAN FRANCISCO via Denver

Table E All Trains Daily. For Complete Schedules See Tables 4, 17 and 18		Pony Express- San Fran. Overland 37-27 Example	Pony Express- San Fran. Challenger 37-127-87 Example	Pacific Limited 23-21 Example
Wabash				
Lv St. Louis (C.T.)	3.50 SUN	3.50 SUN		
Ar Kansas City	9.15 "	9.15 "		
Union Pacific				
Lv Kansas City	11.30 SUN	11.30 SUN	6.30 SUN	
" Lawrence	12.30 MON	12.30 MON	7.20 "	
" Topeka	1.10 "	1.10 "	8.00 "	
" Manhattan	2.30 "	2.30 "	9.05 "	
" Junction City	3.25 "	3.25 "	9.50 "	
" Salina (C.T.)	4.55 "	4.55 "	10.55 SUN	
" Ellis (M.T.)	7.20 "	7.20 "	12.20 MON	
" Oakley	9.10 "	9.10 "	1.50 "	
Ar Denver	3.35 "	3.35 "	7.35 "	
Lv Denver	5.05 "	5.20 "	8.45 "	
" La Salle	5.57 "	6.20 "	9.58 "	
" Greeley	6.10 "	6.34 "	10.13 "	
Ar Cheyenne	Runs via		11.45 "	
Lv Cheyenne	Borie cut-off		1.05 "	
" Laramie	8.50 MON	9.25 MON	2.55 "	
" Rawlins	11.30 MON	12.05 TUE	6.00 "	
" Rock Springs	1.50 TUE	2.40 "	8.40 "	
" Green River	2.25 "	3.15 "	9.35 MON	
" Evanston	4.45 "	5.45 "	12.25 TUE	
Ar Ogden (M.T.)	6.40 TUE	7.40 TUE	2.35 TUE	
Lv Salt Lake City	8.00 TUE	8.00 "	11.15 MON	
Southern Pacific				
Lv Ogden (P.T.)	9.00 TUE	10.35 TUE	4.00 TUE	
Ar Reno	10.20 "	12.55 WED	7.45 "	
" Truckee	11.45 TUE	2.05 "	8.55 TUE	
" Sacramento	5.20 WED	7.05 "	2.20 WED	
" Berkeley	8.10 "	9.54 "	5.38 "	
" Oakland (16th St.)	8.21 "	10.03 "	5.56 "	
" Oakland Pier	8.35 "	10.15 "	6.05 "	
Ar San Francisco (P.T.)	9.20 WED	10.50 WED	6.50 WED	

Equipment for Page 16

★ **NO. 37-27—PONY EXPRESS—SAN FRAN. OVERLAND LTD.—DAILY**
Wabash No. 9 to Kansas City; No. 37 to Ogden; S. P. No. 27 to San Francisco.

Lounge Car Service... Denver to San Francisco.
Standard Sleeping Cars... St. Louis to San Francisco—6 Sections, 6 Roomettes, 4 Double Bedrooms.
Kansas City to Ogden—6 Sections, 6 Roomettes, 4 Double Bedrooms (for Los Angs). Open (10:00 p.m.).
Salt Lake City to San Francisco—10 Sections, Drawing-room, Compartments (No. 31 to Ogden).

Dining Car... Meal service.

★ **NO. 37-127-87—PONY EXPRESS—SAN FRAN. CHALLENGER—DAILY**
Wabash No. 9 to Kansas City; No. 37 to Denver; No. 127 to Ogden; S. P. No. 87 to San Francisco

Lounge Car... Ogden to San Francisco (for sleeping car passengers).
Tourist Sleeping Car... St. Louis to San Francisco—16 Sections.
Kansas City to San Francisco—16 Sections.
Reclining Seat Coaches... St. Louis to Kansas City.
Kansas City to San Francisco.

Dining Car... Meal service.

★ **NO. 23-21—PACIFIC LIMITED—DAILY**

No. 23 to Cheyenne; No. 21 to Ogden; S. P. No. 21 to San Francisco
Standard Sleeping Cars... Kansas City to Cheyenne—12 Sections, D. R. (for Los Angeles).
Cheyenne to San Francisco—12 Sections, D. R. (from Chicago).
Salt Lake City to San Francisco—10 Sections, D. R., Compartments (No. 33 to Ogden).
Tourist Sleeping Cars... Denver to Cheyenne—16 Sections (for Portland).
Cheyenne to San Francisco—16 Sections (from Chicago).
Reclining Seat Coach... Kansas City to San Francisco.
Dining Car... Meal service. No dining car out of Kansas City.
(Sleeping cars may be occupied at Oakland Pier until 7:30 a.m.).

Footnotes for Page 16

★ Regularly assigned through cars air-conditioned.
(C.T.) Central time. (M.T.) Mountain time. (P.T.) Pacific time.
Time from 12.01 midnight to 12.00 noon shown in light face type.
Time from 12.01 noon to 12.00 midnight shown in heavy face type.

FARMSEEKER'S



GUIDE



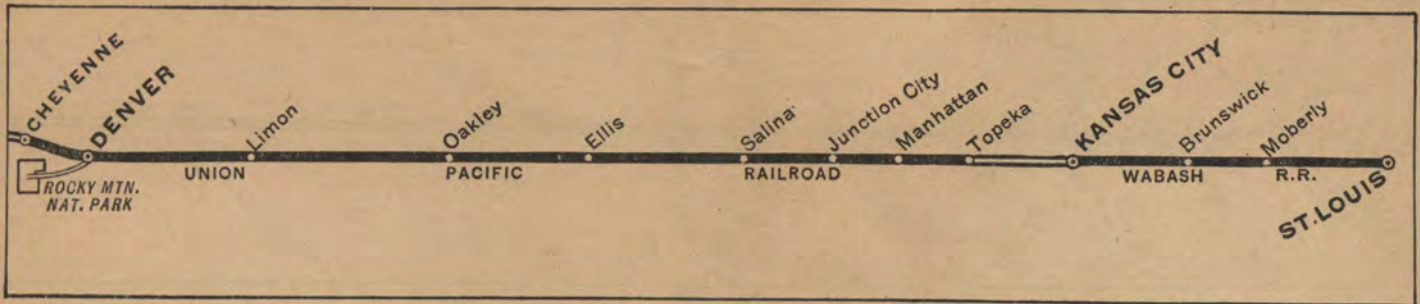
DOES THE LAND LURE YOU?

Then You'll Want To Make A Wise Investment.

Prospective land purchasers will profit by reading "FARM-SEEKER'S GUIDE," the railroad's informative publication which points out all the important factors to be considered in farm land selection. Write today for a copy.

Detailed information about any western state served by the Union Pacific will be furnished promptly.

JOE W. JARVIS
SUPERVISOR AGRICULTURAL DEVELOPMENT
UNION PACIFIC RAILROAD
Room 10, 1416 Dodge Street, Omaha 2, Nebraska



SAN FRANCISCO to KANSAS CITY and ST. LOUIS via Denver

Table E All Trains Daily. For Complete Schedules See Tables 4, 17 and 18		San Fran. Overland- Pony Express 28-38 Example	San Fran. Challenger Pony Express 88-48-38 Example	Pacific Limited 22-24 Example
Southern Pacific				
Lv San Francisco (P.T.)	7.00 SUN	7.30 SUN	9.00 SUN	
" Oakland Pier	7.45 "	8.10 "	9.35 "	
" Oakland (16th St.)	7.58 "	8.23 "	9.47 "	
" Berkeley	8.10 "	8.36 "	10.00 "	
" Sacramento	11.05 SUN	11.35 SUN	12.55 "	
" Truckee	3.50 MON	f 4.25 MON	6.00 "	
" Reno	5.05 "	5.40 "	7.15 SUN	
Ar Ogden (P.T.)	6.00 "	7.35 "	10.00 MON	
Union Pacific				
Ar Salt Lake City	11.25 MON	11.25 MON	3.15 MON	
Wabash				
Lv Kansas City	9.00 WED	9.00 WED	11.55 TUE	
Ar St. Louis (C.T.)	3.15 WED	3.15 WED	7.30 WED	

Equipment for Page 17

★ NO. 28-38—SAN FRAN. OVERLAND—PONY EXPRESS—DAILY

S. P. No. 28 to Ogden; No. 38 to Kansas City; Wabash No. 2 to St. Louis
 Lounge Car Service..... San Francisco to Denver.
 Standard Sleeping Cars.... San Francisco to St. Louis—6 Sections, 6 Roomettes,
 4 Double Bedrooms.
 San Francisco to Salt Lake City—10 Sections, Drawing-
 room, Compartments (U.P. 34 south of Ogden).
 Denver to Kansas City—12 Sections, Drawing-room.
 Dining Car..... Meal service. No dining car into Kansas City.

★ NO. 88-48-38—SAN FRAN. CHALLENGER—PONY EXPRESS—DAILY

S. P. No. 88 to Ogden; No. 88 to Cheyenne; No. 48 to Denver; No. 38 to Kansas City;
 Wabash No. 2 to St. Louis
 Lounge Car..... San Francisco to Cheyenne (for sleeping car passengers).
 Tourist Sleeping Car..... San Francisco to St. Louis—16 Sections.
 San Francisco to Kansas City—16 Sections.
 Reclining Seat Coaches.... San Francisco to Kansas City.
 Kansas City to St. Louis.
 Dining Car..... Meal service. No dining car into Kansas City.

★ NO. 22-24—PACIFIC LIMITED—DAILY

S. P. No. 22 to Ogden; No. 24 to Kansas City; Wabash No. 18 to St. Louis
 Standard Sleeping Cars.... San Francisco to Ogden—12 Sec., D. R. (for Chicago).
 Ogden to Denver—12 Sections, D. R. (from Los
 Angeles). (Occupancy at Denver until 7:30 a.m.).
 Cheyenne to Kansas City—10 Sections, Drawing-
 room, Compartment (from Portland).
 San Francisco to Salt Lake City—10 Sections, D. R.,
 Compartments (No. 32 south of Ogden).
 Tourist Sleeping Cars.... San Francisco to Cheyenne—16 Sections (for Chicago).
 Green River to Denver—16 Sections (from Portland).
 (Occupancy at Denver until 7:30 a.m.).
 Reclining Seat Coaches.... San Francisco to Kansas City; Kans. City to St. Louis.
 Dining Car..... Meal service.

Footnotes for Page 17

- ★ Regularly assigned through cars air-conditioned. (f) Stops only on signal.
 (C.T.) Central time. (M.T.) Mountain time. (P.T.) Pacific time.
 Time from 12.01 midnight to 12.00 noon shown in light face type.
Time from 12.01 noon to 12.00 midnight shown in heavy face type.

February 1946 Streamliner Special Sailings Notice

See pages 6 and 7 for regular sailing dates and schedules.

"CITY OF SAN FRANCISCO"

In February 1946, last sailings from Chicago and San Francisco will be one day earlier than regular schedule: leave Chicago Feb. 28, arrive San Francisco and Chicago March 2. No other changes from regular schedule.

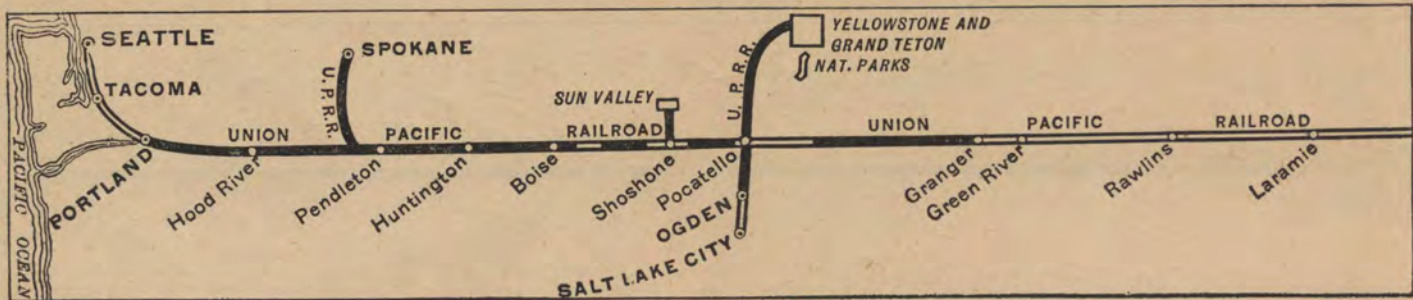
"CITY OF LOS ANGELES"

Sailing of February 27, 1946, from Los Angeles will arrive Chicago March 1, leave same day and arrive Los Angeles March 3, then follow regular schedule. Sailing of February 27 from Chicago will arrive Los Angeles March 1, leave Los Angeles same day and arrive Chicago March 3, then follow regular schedule.

"CITY OF PORTLAND"

In February 1946, last sailing from Chicago will be one day earlier than regular schedule: leave Chicago February 27, arrive Portland March 1. No other changes from regular schedule.

See pages 8 to 13, and 20, for Streamliner equipment; 56 and 57 for Pullman rates.



ST. LOUIS and KANSAS CITY to PORTLAND and SEATTLE via Denver

Table F All Trains Daily. For Complete Schedules See Tables 6, 17 and 18		Pony Express Portland Rose 37-17 Example	Pacific Limited 23-25 Example				
Lv	St. Louis (Wab.) (C.T.)	3.50 SUN					
Ar	Kansas City	9.15 SUN					
Lv	Kansas City (U.P.)	11.30 SUN	6.30 SUN				
"	Lawrence	12.30 MON	7.20 "				
"	Topeka	1.10 "	8.00 "				
"	Manhattan	2.30 "	9.05 "				
"	Junction City	3.25 "	9.50 "				
"	Salina (C.T.)	4.55 "	10.55 SUN				
"	Ellis (M.T.)	7.20 "	12.20 MON				
"	Oakley	9.10 "	1.50 "				
Ar	Denver	3.35 "	7.35 "				
Lv	Denver	5.10 "	8.45 "				
"	La Salle	6.15 "	9.58 "				
Ar	Cheyenne	7.55 "	11.45 "				
Lv	Cheyenne	8.45 "	1.15 "				
"	Laramie	10.30 MON	3.10 "				
"	Rawlins	1.10 TUE	6.15 "				
"	Green River	4.40 "	10.25 MON				
"	Kemmerer	6.25 "	12.20 TUE				
Ar	Pocatello	10.30 "	5.05 "				
Ar	West Yellowstone						
Lv	West Yellowstone						
Lv	Pocatello	11.00 TUE	5.55 TUE				
Ar	Minidoka	12.20 TUE	7.19 TUE				
Ar	Shoshone	1.20 TUE	8.50 TUE				
Lv	Shoshone						
Ar	Sun Valley	<i>Sun Valley not now open to the public</i>					
Lv	Sun Valley						
Ar	Shoshone						
Lv	Shoshone	1.20 TUE	8.50 TUE				
"	Boise	4.35 "	1.10 "				
Ar	Huntington (M.T.)	7.15 "	4.20 "				
Lv	Huntington (P.T.)	6.35 "	3.40 "				
Ar	Baker	8.07 TUE	5.30 "				
"	Pendleton	1.05 WED	10.35 TUE				
"	The Dalles	4.35 "	3.25 WED				
"	Hood River	5.30 "	4.20 "				
Ar	Portland (P.T.)	7.30 "	6.30 WED				
Lv	Portland	8.45 WED	8.45 WED				
Ar	Tacoma	1.30 "	1.30 "				
Ar	Seattle (P.T.)	2.55 WED	2.55 WED				

Equipment for Page 18

★ NO. 37-17—PONY EXPRESS—PORTLAND ROSE—DAILY

Wabash No. 9 to Kansas City; No. 37 to Denver; No. 17 to Portland

Club Lounge Car..... Denver to Portland.
Standard Sleeping Cars.... St. Louis to Denver—6 Sections, 6 Roomettes, 4 Double Bedrooms (for San Francisco).

Kansas City to Denver—6 Sections, 6 Roomettes, 4 Double Bedrooms. (Open 10:00 p.m.) (for Los Angeles).
Denver to Portland—6 Sections, 6 Roomettes, 4 Double Bedrooms.

Denver to Portland—10 Sections.
Tourist Sleeping Cars.... St. Louis to Denver—16 Sections (for San Francisco).
Kansas City to Denver—14 Sections (Open 10:00 p.m.).

(for Los Angeles).
Kansas City to Denver—16 Sections (open 10:00 p.m.) (for San Francisco).

Denver to Portland—16 Sections.
Reclining Seat Coaches... St. Louis to Kansas City.
Kansas City to Denver; Denver to Portland.

Denver to Spokane (No. 4 beyond Pendleton).
Dining Car..... Meal service.

★ NO. 23-25—PACIFIC LIMITED—DAILY

No. 23 to Cheyenne; No. 25 to Portland

Standard Sleeping Car... Kansas City to Portland—10 Sections, Drawing-room, Compartment.

Tourist Sleeping Car... Denver to Portland—16 Sections.

Reclining Seat Coaches... Kansas City to Portland.
Cheyenne to Spokane (No. 4 beyond Pendleton).
Dining Car..... Meal service. No dining car out of Kansas City.

(Sleeping cars may be occupied at Portland until 7:00 a.m.)

Footnotes for Page 18

★ Regularly assigned through cars air-conditioned.

■ West Yellowstone, Montana, is gateway to Yellowstone National Park. Train service for 1946 Park Season will be shown in a later issue of this folder.

(C.T.) Central time. (M.T.) Mountain time. (P.T.) Pacific time.

Time from 12.01 midnight to 12.00 noon shown in light face type.

Time from 12.01 noon to 12.00 midnight shown in heavy face type.

Famous American Trains

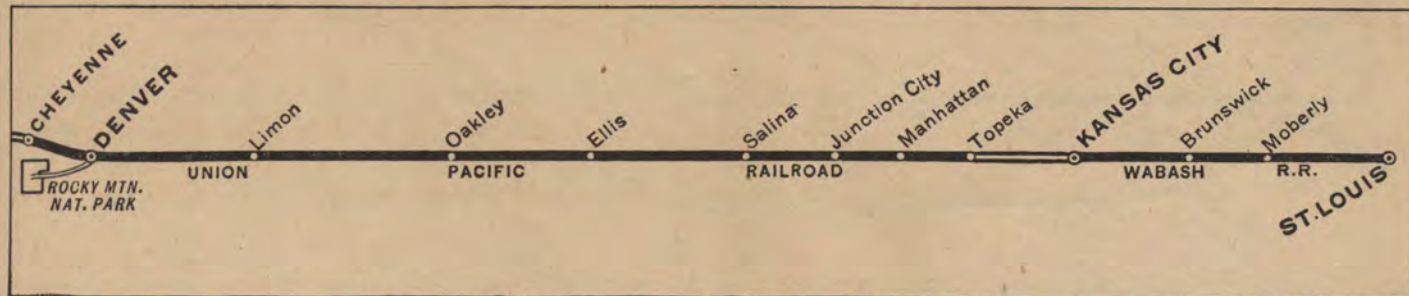
Among the well-known named trains of this country are many that are operated by the Union Pacific.

The Streamliner, City of Los Angeles
The Streamliner, City of San Francisco
The Streamliner, City of Portland
The Streamliner, City of Denver
The Los Angeles Challenger
The San Francisco Challenger

The Los Angeles Limited
The San Francisco Overland Limited
The Portland Rose
The Pony Express
The Pacific Limited
The Columbine

The Spokane
The Butte Special
The Salt Lake Special
The Northwest Express
The Utah Express
The Idaho Express

The Progressive UNION PACIFIC RAILROAD



SEATTLE and PORTLAND to KANSAS CITY and ST. LOUIS via Denver

Table F All Trains Daily. For Complete Schedules See Tables 6, 17 and 18		Portland Rose- Pony Express 18-38 Example	Pacific Limited 26-24 Example			
Union Pacific						
Lv	Seattle (P.T.)	12.30 SUN	11.30 SAT			
"	Tacoma	1.24 "	1.00 SUN			
Ar	Portland	5.05 SUN	6.45 SUN			
Lv	Portland	6.30 SUN	9.00 SUN			
"	Hood River	8.09 "	10.53 "			
"	The Dalles	8.55 SUN	11.45 "			
"	Pendleton	12.35 MON	3.35 "			
"	Baker	4.56 "	8.07 "			
Ar	Huntington (P.T.)	6.30 "	10.05 "			
Lv	Huntington (M.T.)	7.55 "	11.20 SUN			
"	Boise	11.00 "	2.55 MON			
Ar	Shoshone	2.30 MON	6.30 "			
Lv	Shoshone					
Ar	Sun Valley	<i>Sun Valley is not now open to the public</i>				
Lv	Sun Valley					
Ar	Shoshone					
Lv	Shoshone	2.30 MON	6.30 MON			
"	Minidoka	3.45 "	7.43 "			
Ar	Pocatello	5.15 MON	9.20 MON			
Ar	West Yellowstone					
Lv	West Yellowstone					
Lv	Pocatello	5.45 MON	9.50 MON			
"	Kemmerer	10.12 "	3.05 "			
Ar	Green River	11.40 MON	5.00 "			
"	Rawlins	2.50 TUE	9.00 "			
"	Laramie	5.35 "	11.59 MON			
Ar	Cheyenne	7.35 "	1.50 TUE			
Lv	Cheyenne	8.20 "	2.55 "			
"	La Salle	9.58 "	4.32 "			
Ar	Denver	11.15 "	5.50 "			
Lv	Denver	3.40 "	7.10 "			
Ar	Oakley	9.00 "	12.50 "			
"	Ellis (M.T.)	10.45 TUE	2.20 "			
"	Salina (C.T.)	2.25 WED	6.05 "			
"	Junction City	3.55 "	7.25 "			
"	Manhattan	4.45 "	8.10 "			
"	Topeka	6.00 "	9.25 "			
"	Lawrence	6.35 "	10.00 "			
Ar	Kansas City	7.40 WED	11.00 TUE			
Lv	Kansas City (Wabash)	9.00 WED	11.55 TUE			
Ar	St. Louis (C.T.)	3.15 WED	7.30 WED			

Equipment for Page 19

★ NO. 18-38—PORTLAND ROSE—PONY EXPRESS—DAILY

No. 18 to Denver; No. 38 to Kansas City; Wabash No. 2 to St. Louis

Club Lounge Car..... Portland to Denver.
Standard Sleeping Cars.... Portland to Denver—6 Sections, 6 Roomettes, 4 Double Bedrooms.
Portland to Denver—10 Sections.
Denver to Kansas City—6 Sections, 6 Roomettes, 4 Double Bedrooms (from Los Angeles).
Denver to St. Louis—6 Sections, 6 Roomettes, 4 Double Bedrooms (from San Francisco).
Tourist Sleeping Cars.... Portland to Denver—16 Sections.
Denver to Kansas City—12 Sections, Drawing-room.
Denver to St. Louis—16 Sec. (from San Francisco).
Reclining Seat Coaches.... Portland to Denver; Denver to Kansas City.
Spokane to Cheyenne; Spokane to Denver (No. 3 to Pendleton).
Dining Car..... Meal service. No dining car into Kansas City.

★ NO. 26-24—PACIFIC LIMITED—DAILY

No. 26 to Cheyenne; No. 24 to Kansas City; Wabash No. 18 to St. Louis

Standard Sleeping Car.... Portland to Kansas City—10 Sections, D. R., Compt.
Tourist Sleeping Car.... Portland to Denver—16 Sections. (In No. 24 from Green River to Denver). (Occupancy at Denver until 7:30 a.m.).
Reclining Seat Coaches.... Portland to Kansas City.
Kansas City to St. Louis.
Dining Car..... Meal service.

Footnotes for Page 19

★ Regularly assigned through cars air-conditioned.

■ West Yellowstone, Montana, is gateway to Yellowstone National Park. Train service for 1946 Park Season will be shown in a later issue of this folder.

(C.T.) Central time. (M.T.) Mountain time. (P.T.) Pacific time.

Time from 12.01 midnight to 12.00 noon shown in light face type.

Time from 12.01 noon to 12.00 midnight shown in heavy face type.

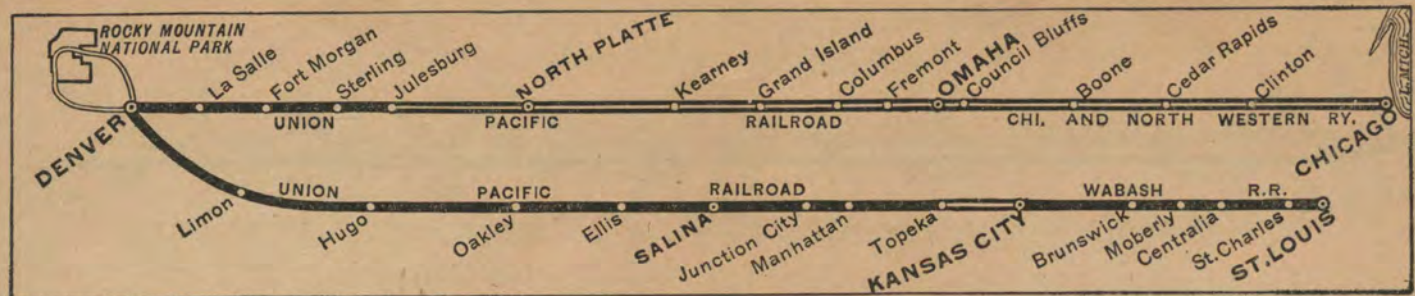
TRAVEL BY TRAIN

THE RAILROADS have proved in many ways their superiority in the field of travel and transportation. In the days to come when travel plans are being discussed, you will want to make the most of your time. See more in less time and in greater comfort. Whether it is a vacation or a business trip, add days of enjoyment to it.

The Union Pacific has done a real job for Victory, and is still helping to finish it. After that work is done there will be a necessary reconversion period. Then we will again be ready to render the kind of Union Pacific service with which pre-war travelers are familiar. Plan to travel the clean, restful and speedy way, by train. Go via

The Progressive

UNION PACIFIC RAILROAD



CHICAGO and OMAHA to DENVER

Table G All Trains Daily. For Complete Schedules See Table 5		Streamliner City of Denver 111	The Columbine 15	Overland Limited 27-64
		Example	Example	Example
C. & N. W.				
Lv Chicago (C.T.)	5.45	SUN	11.45	SAT
Ar Omaha	1.45	MON	4.50	SUN
C. & N. W. (203-10-203)				
Lv Minneapolis (C.T.)	8.40	SUN		8.45
Ar St. Paul	9.20	"		9.25
Ar Sioux City	5.35	"		5.05
Ar Omaha	8.00	SUN		8.05
Union Pacific				
Lv Omaha (C.T.)	1.55	MON	6.10	SUN
Ar Fremont	2.31	"	7.15	"
Ar Columbus	3.09	"	8.24	"
Ar Grand Island	4.05	"	10.15	"
Ar Kearney	4.45	"	11.28	SUN
Ar North Platte (C.T.)	6.03	"	1.55	MON
Lv North Platte (M.T.)	5.15	"	1.10	"
Ar Julesburg	6.30	"	3.15	"
Ar Sterling	7.24	"	4.45	"
Ar Fort Morgan		"	5.46	"
Ar La Salle	8.46	"	7.10	"
Ar Denver (M.T.)	9.45	MON	8.45	MON

Equipment for Table G

★ **NO. 111—The Streamliner CITY OF DENVER—DAILY**
Train runs via C. & N. W. to Omaha; thence U. P.

All-wave Radio Sets in Dining Car, Observation Lounge and Coaches.
 Observation Sleeping Car... Chicago to Denver—6 Double Bedrooms.
 Standard Sleeping Cars... Chicago to Denver—12 Sections (2 cars).
 Chicago to Denver—8 Sections, 3 Double Bedrooms.
 Chicago to Denver—4 Roomettes, 3 Compartments, 1 Drawing-room, 4 Double Bedrooms.
 Club Lounge Car... Chicago to Denver (for sleeping car passengers).
 Coaches... Chicago to Denver (2 cars—one with 48 and one with 50 reclining seats—all reserved).
 Dining Car... Meal service.

★ NO. 15—THE COLUMBINE—DAILY

Train runs via C. & N. W. to Omaha; thence U. P.
 Standard Sleeping Car... Chicago to Denver—12 Sections, 2 Double Bedrooms.
 Coaches... Chicago to Omaha; Omaha to Denver.
 Dining Car... Sterling, Colo. to Denver. No dining car out of Omaha.
 (Meals in station lunch rooms, Chicago to Omaha).

★ NO. 27-64—OVERLAND LIMITED—DAILY

No. 27 to Cheyenne; No. 64 to Denver—Train runs via C. & N. W. to Omaha; thence U. P.
 See Tables A, B and C, pages 8, 10 and 12 for detail of sleeping car equipment.
 Tourist Pullmans and coaches are on Challenger trains Nos. 7 and 87 leaving Chicago at 8:30 p.m. and 8:45 p.m. No. 64 carries coaches only.

DENVER to OMAHA and CHICAGO

Table G All Trains Daily. For Complete Schedules See Table 5		Streamliner City of Denver 112	The Columbine 16
		Example	Example
Union Pacific			
Lv Denver (M.T.)	5.00	SUN	4.00
Ar La Salle	5.49	"	5.05
Ar Fort Morgan	7.05	"	6.15
Ar Sterling	7.56	"	7.40
Ar Julesburg	9.07	"	9.10
Ar North Platte (M.T.)	10.12	"	11.20
Ar North Platte (C.T.)	10.12	"	12.35
Ar Kearney	11.23	SUN	2.57
Ar Grand Island	12.11	MON	4.15
Ar Columbus	1.06	"	5.52
Ar Fremont	1.46	"	6.53
Ar Omaha (Union Pacific)	2.30	MON	7.50
C. & N. W.			
Lv Omaha	2.40	MON	8.15
Ar Chicago (C.T.)	10.40	MON	8.50
C. & N. W. (204-9-204)			
Lv Omaha			8.40
Ar Sioux City			11.40
Ar St. Paul			7.20
Ar Minneapolis (C.T.)			7.50

Equipment for Table G

★ **NO. 112—The Streamliner CITY OF DENVER—DAILY**
Train runs via C. & N. W. east of Omaha

All-wave Radio Sets in Dining Car, Observation Lounge and Coaches.
 Observation Sleeping Car... Denver to Chicago—6 Double Bedrooms.
 Standard Sleeping Cars... Denver to Chicago—12 Sections (2 cars).
 Denver to Chicago—8 Sections, 3 Double Bedrooms.
 Denver to Chicago—4 Roomettes, 3 Compartments, 1 Drawing-room, 4 Double Bedrooms.
 Club Lounge Car... Denver to Chicago (for sleeping car passengers).
 Coaches... Denver to Chicago (2 cars—one with 48 and one with 50 reclining seats—all reserved).
 Dining Car... Meal service.

★ NO. 16—THE COLUMBINE—DAILY

Train runs via C. & N. W. east of Omaha
 Parlor Car... Omaha to Chicago
 Standard Sleeping Car... Denver to Omaha—12 Sections, 2 Double Bedrooms.
 Coaches... Denver to Omaha; Omaha to Chicago.
 Dining Car... Denver to Sterling, Colo. No dining car into Omaha.
 Omaha to Chicago

Utah—Arizona Parks to Open June 1

● During the summer season of 1946 the lodges, camps and other vacation facilities in Zion, Bryce Canyon and Grand Canyon National parks, and Cedar Breaks National Monument, will again be open to travelers. Motor bus tours from Cedar City, Utah, the gateway to these great scenic attractions, will be resumed.

● Detailed information will soon be available and can be obtained by addressing Passenger Traffic Department, Union Pacific Railroad, Omaha 2, Nebraska.

Footnotes for Page 20

● No. 27 to Cheyenne; No. 64 to Denver. No. 27 carries only standard Pullmans and coaches are on Challenger trains Nos. 7 and 87 leaving Chicago at 8:30 p.m. and 8:45 p.m. No. 64 carries coaches only.

★ Regularly assigned through cars air-conditioned.

(C.T.) Central time. (M.T.) Mountain time. (P.T.) Pacific time.

Time from 12.01 midnight to 12.00 noon shown in light face type.

Time from 12.01 noon to 12.00 midnight shown in heavy face type.

ST. LOUIS — KANSAS CITY — DENVER

Pony Express 37	Pacific Limited 23	Table H All Trains Daily. For Complete Schedules See Table 17	Pony Express 38	Pacific Limited 24
Example	Example		Example	Example
3.50 SUN		Lv Wabash	3.15 MON	7.30 MON
9.15 "		Ar St. Louis (C.T.)	9.00 MON	11.55 SUN
		Lv Kansas City		
11.30 SUN	6.30 SUN	Ar Kansas City	7.40 MON	11.00 SUN
12.30 MON	7.20 "	Lv Lawrence	7.25 "	
1.10 "	8.00 "	" Topeka	6.35 "	10.00 "
2.30 "	9.05 "	" St. Mary	6.00 "	9.25 "
2.54 "		" Manhattan		
3.25 "	9.50 "	" Fort Riley	4.45 "	8.10 "
4.01 "	10.17 "	" Junction City	4.15 "	
4.55 "	10.55 SUN	" Abilene	4.05 "	7.35 "
8.05 "	1.10 MON	Ar Ellis (C.T.)	3.09 "	6.54 "
		Lv Ellis (M.T.)	2.40 MON	6.20 "
7.20 "	12.20 MON	Lv Oakley	11.55 SUN	3.35 "
9.10 "	1.50 "	" Hugo		
12.55 "	5.08 "	" Limon	10.45 SUN	2.20 "
1.18 "	5.30 "	Ar Denver (M.T.)	9.00 "	12.50 "
3.35 MON	7.35 MON		5.57 "	9.35 "
			5.30 "	9.00 "
			3.40 SUN	7.10 SUN

Footnotes for Page 21

● Pony Express No. 127 with the coaches and tourist cars that go to San Francisco leaves Denver at 5.20 p.m., and arrives Ogden at 7.40 a.m., where it connects with No. 30 which arrives Salt Lake City at 9.15 a.m. See table 18, page 41.

★ Regularly assigned through cars air-conditioned. ☐ Conditional stop; consult agent.
(C.T.) Central time. (M.T.) Mountain time. (P.T.) Pacific time. ⊙ Carries coaches only.
Time from 12.01 midnight to 12.00 noon shown in light face type.

Time from 12.01 noon to 12.00 midnight shown in heavy face type.

Equipment for Table H

★ **NO. 23—PACIFIC LIMITED—DAILY**
Standard Sleeping Cars... Kansas City to Denver—12 Sections, Drawing-room. (for Los Angeles).
Kansas City to Denver—10 Sections, Drawing-room, Compartment (for Portland).
Coach... Kansas City to Denver.
Dining Car... Meal service. No dining car out of Kansas City.


★ **NO. 37—PONY EXPRESS—DAILY**—Wabash No. 9 to Kansas City.
Standard Sleeping Cars... St. Louis to Denver—6 Sections, 6 Roomettes, 4 Double Bedrooms (for San Francisco).
Kansas City to Denver—6 Sections, 6 Roomettes, 4 Double Bedrooms (for Los Angeles). (Open 10:00 p.m.)
Tourist Sleeping Cars... St. Louis to Denver—16 Sections (for San Francisco).
Kansas City to Denver—16 Sec. (for San Francisco).
Kansas City to Denver—14 Sections (for Los Angeles). (Open 10:00 p.m.)

Coaches... St. Louis to Denver. Kansas City to Denver.
Dining Car... Meal service.

★ **NO. 39—PONY EXPRESS—DAILY**—Wabash No. 2 to St. Louis.
Standard Sleeping Cars... Denver to St. Louis—6 Sections, 6 Roomettes, 4 Double Bedrooms (from San Francisco).
Denver to Kansas City—6 Sections, 6 Roomettes, 4 Double Bedrooms (from Los Angeles).
Denver to Kansas City—12 Sections, Drawing-room.
Tourist Sleeping Cars... Denver to Kansas City—14 Sections (from Los Angeles).
Denver to Kansas City—16 Sec. (from San Francisco).
Denver to St. Louis—16 Sections (from San Francisco).

Coaches... Denver to Kansas City. Kansas City to St. Louis.
Dining Car... Meal service. No dining car into Kansas City.

★ **NO. 24—PACIFIC LIMITED—DAILY**—Wabash No. 18 to St. Louis.
Standard Sleeping Car... Denver to Kansas City—10 Sections, Drawing-room, Compartment (from Portland).
Coaches... Denver to Kansas City.
Kansas City to St. Louis.
Dining Car... Meal service.



DENVER — SALT LAKE CITY

Pacific Limited 23	Pony Express 37	Table J All Trains Daily. For Complete Schedules See Tables 18 and 19	Pony Express 38	Challenger 8-48	Pacific Limited 24
Example	Example		Example	Example	Example
8.45 SUN	5.05 SUN	Lv Denver (M.T.)	8.40 MON	2.00 MON	5.50 MON
9.58 "	5.57 "	" LaSalle	7.31 "	12.43 "	4.32 "
1.30 "	Via Borie	" Cheyenne	Via Borie	9.18 "	2.10 "
3.20 "	8.50 SUN	" Laramie	4.50 MON	7.35 "	12.30 MON
6.30 "	11.30 "	" Rawlins	2.20 MON	4.35 "	9.25 SUN
10.05 SUN	2.25 MON	" Green River	11.35 SUN	1.20 MON	5.45 "
12.55 MON	4.45 "	" Evanston	9.27 "	10.40 SUN	2.45 "
3.05 "	6.40 "	Ar Ogden	7.35 "	8.40 "	12.30 "
5.25 MON	8.00 MON	Ar Salt Lake City	6.00 SUN	7.00 SUN	9.45 SUN

★ **NO. 23—PACIFIC LIMITED—DAILY**
Standard Sleeping Car... Denver to Los Angeles—12 Sections, D. R. (from Kansas City).
Tourist Sleeping Cars... Denver to Green River—16 Sections. (for Portland Cheyenne to Los Angeles—16 Sections (from Chicago).
Coaches... Denver to Salt Lake City and Los Angeles.
Dining Car... Meal service.

★ **NO. 24—PACIFIC LIMITED—DAILY**
Standard Sleeping Car... Salt Lake City to Denver—12 Sections, D. R. (from Los Angeles). (Occupancy until 7:30 a.m.)
Tourist Sleeping Cars... Salt Lake City to Cheyenne—16 Sec. (from Los Angeles). (Change to Denver car at Green River).
Green River to Denver—16 Sections (from Portland). (Occupancy until 7:30 a.m.)
Coaches... Salt Lake City to Denver and Kansas City.
Dining Car... Meal service.

Equipment for Table J

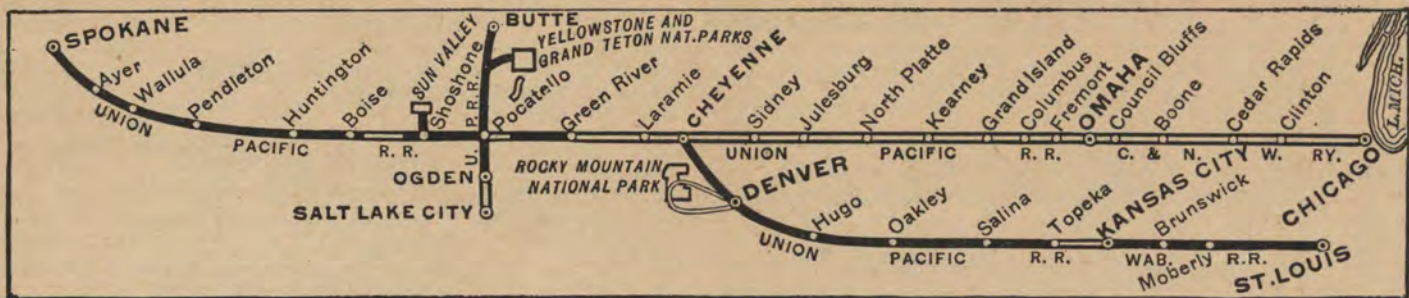
★ **NO. 37—PONY EXPRESS—DAILY**
Club Lounge Car... Denver to Salt Lake City.
Standard Sleeping Cars... Denver to Salt Lake City—6 Sections, 6 Roomettes, 4 Double Bedrooms.
Denver to Salt Lake City—6 Sections, 6 Roomettes, 4 Double Bedrooms (from Kan. City to Los Angeles).
Denver to Ogden—6 Sections, 6 Roomettes, 4 Double Bedrooms (for San Francisco in S. P. 27).
Tourist Sleeping Cars... Denver to Salt Lake City—14 Sec. (for Los Angeles).
Denver to Ogden—16 Sections (for San Francisco in S. P. 87). See Note ●

Coaches... Denver to Salt Lake City and Los Angeles.
Dining Car... Meal service.

★ **NO. 39—PONY EXPRESS—DAILY**
Club Lounge Car... Salt Lake City to Denver.
Standard Sleeping Cars... Salt Lake City to Denver—6 Sections, 6 Roomettes, 4 Double Bedrooms.
Salt Lake City to Denver—6 Sections, 6 Roomettes, 4 Double Bedrooms (from Los Angeles to Kans. City).
Ogden to Denver—6 Sections, 6 Roomettes, 4 Double Bedrooms (in S. P. 28 from San Francisco).

Coach... Salt Lake City to Denver.
Dining Car... Meal service.

★ **NO. 8-48—CHALLENGER—DAILY**—No. 8 to Cheyenne; No. 48 to Denver.
Tourist Sleeping Car... Salt Lake City to Denver—14 Sections (from Los Angeles).
Coaches... Salt Lake City to Denver and Kansas City.
Dining Car... Serving moderately priced meals.



CHICAGO — OMAHA — SPOKANE

No. 21-25-4 Example	No. 27-17-4 Example	Table K All Trains Daily—For Complete Schedules See Tables 1, 2, 6 and 8		No. 3-18-28 Example
10.00 SUN	8.15 SUN	Lv Chicago (C.T.) C.&N.W.	Ar	8.30 WED
10.30 "	7.45 MON	Ar Omaha	Lv	9.30 TUE
11.20 SUN	8.30 MON	Lv Omaha (Union Pacific)	Ar	8.40 TUE
10.25 MON	4.40 TUE	" Green River (M.T.)	Lv	12.05 TUE
5.55 TUE	11.00 "	" Pocatello	Lv	5.45 MON
10.35 "	1.05 WED	Ar Pendleton (P.T.)	Lv	12.35 MON
2.15 WED	2.15 "	Lv Pendleton	Ar	11.20 SUN
3.45 "	3.45 "	Ar Umattilla	Lv	10.00 "
4.32 "	4.32 "	Ar Wallula	Lv	9.10 SUN
9.10 "	9.10 "	Ar Yakima	Lv	4.15 SUN
6.40 "	6.40 "	Ar Walla Walla	Lv	7.00 SUN
4.52 "	4.52 "	Lv Wallula	Ar	8.50 SUN
6.16 "	6.16 "	Ar Ayer	Lv	7.39 SUN
9.40 "	9.40 "	Ar Lewiston	Lv	4.30 SUN
10.30 "	10.30 "	Ar Moscow	Lv	3.30 "
6.16 "	6.16 "	Lv Ayer	Ar	7.39 SUN
8.40 "	8.40 "	Ar Cheney	Lv	5.45 "
9.15 WED	9.15 WED	Ar Spokane (P.T.)	Lv	5.15 SUN

★ **NO. 21-25-4—DAILY**—No. 21 to Cheyenne; No. 25 to Pendleton; No. 4 to Spokane.
 Standard Sleeping Cars... Chicago to Cheyenne—10 Sections, 3 Double Bedrooms (for Los Angeles).
 Cheyenne to Pendleton—10 Sections, Drawing-room, Compartment (from Kansas City).
 Pendleton to Spokane—12 Sec., D. R. (from Salt Lake).
 Tourist Sleeping Cars... Chicago to Cheyenne—16 Sections (for Los Angeles).
 Denver to Pendleton—16 Sections (for Portland).
 Pocatello to Spokane—14 Sections (from Salt Lake).
 Coaches... Chicago to Pendleton; Cheyenne to Spokane.
 Dining Car... Meal service.

Equipment for Table K

★ **NO. 27-17-4—PORTLAND ROSE—THE SPOKANE—DAILY**
 No. 27 to Cheyenne; No. 17 to Pendleton; No. 4 to Spokane

Observation Sleeping Car... Chicago to Cheyenne—10 Sections (for San Francisco).
 Club Lounge Car... Cheyenne to Pendleton.
 Standard Sleeping Cars... Chicago to Pendleton—6 Sec., 6 Roomettes, 4 Double Bedrooms. (Car to car change after leaving Pocatello).
 Pocatello to Spokane—12 Sec., D. R. (from Salt Lake).
 Challenger Sleeping Cars... Chicago to Pendleton—16 Sections (for Portland).
 (Pullman Tourist) Pendleton to Spokane—14 Sections (from Salt Lake).
 Coaches... Chicago to Pendleton; Cheyenne to Spokane.
 Dining Car... Meal service.

★ **NO. 3-18-28—THE SPOKANE—PORTLAND ROSE—DAILY**
 No. 3 to Pendleton; No. 18 to Cheyenne; No. 28 to Chicago

Club Lounge Car... Pendleton to Cheyenne.
 Observation Sleeping Car... Cheyenne to Chicago—10 Sections (from San Francisco).
 Standard Sleeping Cars... Spokane to Pocatello—12 Sec., D. R. (for Salt Lake City).
 Pendleton to Chicago—6 Sections, 6 Roomettes, 4 Double Bedrooms (from Portland).
 Challenger Sleeping Cars... Spokane to Pocatello—14 Sections (for Salt Lake).
 (Pullman Tourist) Pendleton to Chicago—16 Sections (from Portland).
 (In No. 8 from Cheyenne to Chicago).
 Coaches... Spokane to Cheyenne; Pendleton to Chicago. (In No. 8 from Cheyenne to Chicago).
 Dining Car... Meal service.

ST. LOUIS — KANSAS CITY — SPOKANE

No. 23-25-4 Example	No. 37-17-4 Example	Table L All Trains Daily, For Complete Schedules See Tables 6, 8, 17 and 18		No. 3-18-38 Example
3.50 SUN	9.15 SUN	Lv St. Louis (C.T.) Wab.	Ar	3.15 WED
6.30 SUN	11.30 SUN	Ar Kansas City	Lv	9.00 "
8.45 MON	5.10 MON	Lv Kansas City (Un. Pac.)	Ar	7.40 WED
5.55 TUE	11.00 TUE	" Denver (M.T.)	Lv	3.40 TUE
10.35 "	1.05 WED	" Pocatello	Lv	5.45 MON
2.15 WED	1.05 WED	Ar Pendleton (P.T.)	Lv	12.35 "
3.45 "	2.15 "	Lv Pendleton	Ar	11.20 SUN
4.32 "	3.45 "	Ar Umattilla	Lv	10.00 "
9.10 "	4.32 "	Ar Wallula	Lv	9.10 SUN
6.40 "	9.10 "	Ar Yakima	Lv	4.15 SUN
4.52 "	6.40 "	Ar Walla Walla	Lv	7.00 "
6.16 "	4.52 "	Lv Wallula	Ar	8.50 SUN
9.40 "	6.16 "	Ar Ayer	Lv	7.39 SUN
10.30 "	9.40 "	Ar Lewiston	Lv	4.30 "
6.16 "	10.30 "	" Moscow	Lv	3.30 "
8.40 "	6.16 "	Lv Ayer	Ar	7.39 "
9.15 WED	8.40 "	Ar Cheney	Lv	5.45 "
	9.15 WED	Ar Spokane (P.T.)	Lv	5.15 SUN

★ **NO. 23-25-4—DAILY**—23 to Cheyenne; 25 to Pendleton; No. 4 to Spokane.
 Standard Sleeping Cars... Kansas City to Pendleton—10 Sections, D. R., Compt. Pendleton to Spokane—12 Sec., D. R. (from Salt Lake).
 Tourist Sleeping Cars... Denver to Pendleton—16 Sections (for Portland).
 Pocatello to Spokane—14 Sections (from Salt Lake).
 Coach Service... Kansas City to Pendleton; Cheyenne to Spokane.
 Dining Car... Meal service. No dining car out of Kansas City.

Equipment for Table L

★ **NO. 37-17-4—PORTLAND ROSE—THE SPOKANE—DAILY**
 Wabash No. 9 to Kansas City; No. 37 to Denver; No. 17 to Pendleton; No. 4 to Spokane

Club Lounge Car... Denver to Pendleton.
 Standard Sleeping Cars... St. Louis and Kansas City to Denver—6 Sections, 6 Roomettes, 4 Double Bedrooms (for S.F. and L.A.).
 Denver to Pendleton—6 Sections, 6 Roomettes, 4 Double Bedrooms (for Portland).
 Pocatello to Spokane—12 Sec., D. R. (from Salt Lake).
 Challenger Sleeping Cars... St. Louis to Denver—16 Sections (for San Francisco).
 Kansas City to Denver—14 Sections (for Los Angeles).
 Denver to Pendleton—16 Sections (for Portland).
 Pendleton to Spokane—14 Sections (from Salt Lake).
 Coach Service... St. Louis to K.C.; to Denver; Denver to Spokane.
 Dining Car... Meal service.

★ **NO. 3-18-38—THE SPOKANE—PORTLAND ROSE—DAILY**
 No. 3 to Pendleton; No. 18 to Denver; No. 38 to Kansas City; Wabash No. 2 to St. Louis

Club Lounge Car... Pendleton to Denver.
 Standard Sleeping Cars... Spokane to Pocatello—12 Sec., D. R. (for Salt Lake).
 Pendleton to Denver—6 Sections, 6 Roomettes, 4 Double Bedrooms (from Portland).
 Denver to St. Louis—6 Sections, 6 Roomettes, 4 Double Bedrooms (from San Francisco).
 Challenger Sleeping Cars... Spokane to Pocatello—14 Sections (for Salt Lake).
 (Pullman Tourist) Pendleton to Denver—16 Sections (from Portland).
 Denver to St. Louis—16 Sec. (from San Francisco).
 Coach Service... Spokane to Denver; Denver to Kansas City; Kansas City to St. Louis.
 Dining Car... Meal service. No dining car into Kansas City.

★ Regularly assigned through cars air-conditioned.
 (C.T.) Central time. (M.T.) Mountain time. (P.T.) Pacific time.

♦ Via Overland Greyhound Bus to Pendleton.

Time from 12.01 midnight to 12.00 noon shown in light face type.
 Time from 12.01 noon to 12.00 midnight shown in heavy face type.

LOS ANGELES — SALT LAKE CITY — BUTTE

	Table R All Trains Daily For Complete Schedules See Tables 3 and 20.		Butte Special 38-29	Butte Special 8-29	Butte Special 24-29	Northwest Express 33	Idaho Express 31
	Example	Example	Example	Example	Example	Example	
Union Pacific							
Lv Los Angeles (P.T.)	5.30	SUN	6.35	SUN	8.00	SUN	
" East Los Angeles	5.57	"	7.10	"	8.25	"	
" Riverside	7.30	"	8.45	"	10.00	"	
" San Bernardino	8.05	"	9.20	"	10.35	"	
" Barstow	10.30	SUN	11.45	SUN	1.05	"	
" Las Vegas (P.T.)	4.15	MON	5.20	MON	6.45	SUN	
Ar Salt Lake City (MT)	5.30	"	6.30	"	8.00	MON	
Lv Salt Lake City	8.00	"	8.00	"	8.00	"	11.15 SUN 8.00 SUN
" Ogden	10.00	MON	10.00	MON	10.00	MON	12.55 MON 9.45 SUN
Ar Pocatello	2.00	TUE	2.00	TUE	2.00	TUE	4.50 " 1.50 SUN
Lv Pocatello	2.30	"	2.30	"	2.30	"	5.30 " "
" Blackfoot	3.15	"	3.15	"	3.15	"	6.20 " "
" Idaho Falls	4.10	"	4.10	"	4.10	"	7.05 MON " "
" Dubois	5.25	"	5.25	"	5.25	"	Ar " "
" Spencer	5.50	"	5.50	"	5.50	"	" " "
" Lima	7.05	"	7.05	"	7.05	"	" " "
" Armstead	7.45	"	7.45	"	7.45	"	" " "
" Dillon	8.45	"	8.45	"	8.45	"	" " "
" Melrose	9.35	"	9.35	"	9.35	"	" " "
Ar Silver Bow	10.40	"	10.40	"	10.40	"	" " "
Ar Butte (M.T.)	11.00	TUE	11.00	TUE	11.00	TUE	" " "

Meals.—Breakfast in Wilbur Cafe at Dillon, Montana.
(C.T.) Central time. (M.T.) Mountain time. (P.T.) Pacific time.

★ NO. 38-29—LOS ANGELES LIMITED—BUTTE SPECIAL—DAILY

No. 38 to Salt Lake; No. 29 to Butte

Club Lounge Car..... Los Angeles to Salt Lake City.
Standard Sleeping Car..... Los Angeles to Butte—10 Sections, D. R., Compts.
Dining Car..... Los Angeles to Salt Lake City. (No dining car north of Salt L. City; breakfast in Wilbur Cafe at Dillon, Mont.)

★ NO. 8-29—CHALLENGER—BUTTE SPECIAL—DAILY

No. 8 to Salt Lake City; No. 29 to Butte

Lounge Car..... Los Angeles to Salt Lake (for sleeping car passengers).
Tourist Sleeping Cars..... Los Angeles to Salt Lake City—14 Sections.
Salt Lake City to Butte—14 Sections.

Reclining Seat Coaches.... Los Angeles to Salt Lake City; Salt Lake City to Butte
Dining Car..... Los Angeles to Salt Lake City. (No dining car north of Salt L. City; breakfast in Wilbur Cafe at Dillon, Mont.)

★ NO. 24-29—PACIFIC LIMITED—BUTTE SPECIAL—DAILY

No. 24 to Salt Lake City; No. 29 to Butte

Standard Sleeping Cars.... Los Angeles to Salt Lake City—10 Sec., 3 Dbl. Bdrm.
Salt Lake City to Butte—10 Sections, D. R., Compts.
Tourist Sleeping Cars..... Los Angeles to Salt Lake City—16 Sections.
Salt Lake City to Butte—14 Sections.

Reclining Seat Coaches.... Los Angeles to Salt Lake City; Salt Lake City to Butte
Dining Car..... Los Angeles to Salt Lake City. (No dining car north of Salt L. City; breakfast in Wilbur Cafe at Dillon, Mont.)

★ NO. 33—NORTHWEST EXPRESS—DAILY

Standard Sleeping Car.... Salt Lake City to Pocatello—12 Sections, D. R. (for Spokane—open 9:30 p.m.).
Tourist Sleeping Car..... Salt Lake City to Pocatello—14 Sections (for Spokane—open 9:30 p.m.).

Reclining Seat Coach..... Salt Lake City to Pocatello.
No Dining Car.....

BUTTE — SALT LAKE CITY — LOS ANGELES

	Table R All Trains Daily For Complete Schedules See Tables 3 and 20		Salt Lake Special 30-37	Salt Lake Special 30-7	Idaho Express 34-23	Utah Express 32-23
	Example	Example	Example	Example	Example	
Union Pacific						
Lv Butte (M.T.)	7.45	SUN	7.45	SUN		
" Silver Bow	8.05	"	8.05	"		
" Melrose	9.05	"	9.05	"		
" Dillon	10.00	"	10.00	"		
" Armstead	10.33	"	10.33	"		
" Lima	11.25	SUN	11.25	SUN		
" Spencer	12.20	MON	12.20	MON		
" Dubois	12.47	"	12.47	"		
" Idaho Falls	2.05	"	2.05	"	3.15	SUN
" Blackfoot	2.50	"	2.50	"	4.00	"
Ar Pocatello	3.30	"	3.30	"	4.45	"
Lv Pocatello	4.00	"	4.00	"	6.00	" 9.55 SUN
" Ogden	7.50	"	7.50	"	9.50	" 1.45 "
Ar Salt Lake City	9.15	"	9.15	"	11.25	SUN 3.15 SUN
Lv Salt Lake City (MT)	10.00	"	11.45	"	6.40	MON 6.40 MON
Ar Las Vegas (P.T.)	9.25	MON	11.10	MON	7.30	" 7.30 "
" Barstow	3.45	TUE	5.48	TUE	2.00	TUE 2.00 TUE
" San Bernardino	6.05	"	8.05	"	4.30	" 4.30 "
" Riverside	6.45	"	8.35	"	5.15	" 5.15 "
" East Los Angeles	8.00	"	10.05	"	7.00	" 7.00 "
Ar Los Angeles (P.T.)	8.30	TUE	10.30	TUE	7.30	TUE 7.30 TUE

★ Regularly assigned through cars air-conditioned.

★ NO. 30-37—SALT LAKE SPECIAL—LOS ANGELES LIMITED—DAILY

No. 30 to Salt Lake City; No. 37 to Los Angeles

Club Lounge Car..... Salt Lake City to Los Angeles.
Standard Sleeping Car.... Butte to Los Angeles—10 Sections, D. R., Compts.
Dining Car..... Ogden to Los Angeles. (No dining car out of Butte).

★ NO. 30-7—SALT LAKE SPECIAL—CHALLENGER—DAILY

No. 30 to Salt Lake City; No. 7 to Los Angeles

Lounge Car..... Salt Lake to Los Angeles (for sleeping car passengers).
Tourist Sleeping Cars..... Butte to Salt Lake City—14 Sections.
Salt Lake City to Los Angeles—14 Sections.

Reclining Seat Coaches.... Butte to Salt Lake City; Salt Lake City to Los Angeles.
Dining Car..... Ogden to Los Angeles. (No dining car out of Butte).

★ NO. 34-23—IDAHO EXPRESS—PACIFIC LIMITED—DAILY

No. 34 to Salt Lake City; No. 23 to Los Angeles

Standard Sleeping Cars.... Pocatello to Salt Lake—12 Sec., D.R. (from Spokane).
Salt Lake City to Los Angeles—10 Sec., 3 Dbl. Bdrm.
Tourist Sleeping Cars.... Pocatello to Salt Lake City—14 Sec. (from Spokane).
Salt Lake City to Los Angeles—16 Sections.

Reclining Seat Coaches.... Pocatello to Salt Lake; Salt Lake to Los Angeles.
Dining Car..... Pocatello to Los Angeles.

★ NO. 32-23—UTAH EXPRESS—PACIFIC LIMITED—DAILY

No. 32 to Salt Lake City; No. 23 to Los Angeles

Standard Sleeping Cars.... Pocatello to Salt Lake City—10 Sec., D. R., Compts.,
(from Boise). (See Note B.)
Salt Lake City to Los Angeles—10 Sec., 3 Dbl. Bdrm.
Tourist Sleeping Car.... Salt Lake City to Los Angeles—16 Sections.

Reclining Seat Coaches.... Pocatello to Salt Lake; Salt Lake to Los Angeles.
Dining Car..... Salt Lake City to Los Angeles. (No dining car north of Salt Lake City).

Giants of the Rails

Big powerful fellows, these Union Pacific locomotives. And what a record they made during the war period! American industry, going at top speed still depends on rail transportation for the distribution of the many thousands of peacetime products that will quickly bring our country back to the normal American way of life. These "Big Boy" locomotives will continue on the job day and night. They stand as symbols of the effort with which Union Pacific continues to back up Uncle Sam by serving American Industry!

W. T. BURNS
General Freight Traffic Manager
Union Pacific Railroad • Omaha 2, Nebraska



"Big Boy", World's Largest, Most Powerful Locomotive.
Union Pacific Has a Large Number of These Giants in Active Service.

SALT LAKE CITY — BOISE — PENDLETON — SPOKANE

No. 33-25-4	No. 33-17-4	Table T All Trains Daily. For Complete Schedules See Tables 6, 8 and 20		No. 3-18-34	No. 26-32
Example	Example			Example	Example
11.15 SUN 12.55 MON 4.50 "	11.15 SUN 12.55 MON 4.50 "	Lv Salt Lake City (M.T.).. Ar	Lv Ogden..... Ar	11.25 MON 9.50 "	3.15 MON 1.45 "
		Ar Pocatello..... Lv	Lv Shoshone..... Lv	6.00 "	9.55 "
5.55 "	11.00 "	Lv Pocatello..... Ar	Lv Mindoka..... Lv	5.15 "	9.20 "
7.19 "	12.20 "	Ar Shoshone..... Lv	Lv Shoshone..... Lv	3.45 "	7.43 "
8.50 "	1.20 "		Lv Shoshone..... Lv	2.30 MON	6.30 MON
Sun	Vall	ey not now	Ar Sun Valley (Ketchum) {	Lv Sun	Vall
open to the public			Lv Sun Valley (Ketchum) {	open to the public	
8.50 MON	1.20 MON	Lv Shoshone..... Ar	Lv Shoshone..... Ar	2.30 MON	6.30 MON
1.10 "	4.35 "	Lv Boise..... Ar	Lv Boise..... Ar	11.00 "	2.55 MON
4.20 "	7.15 "	Ar Huntington (M.T.)... Lv	Ar Huntington (M.T.)... Lv	7.55 "	11.20 SUN
3.40 "	6.35 "	Lv Huntington (P.T.)... Ar	Lv Huntington (P.T.)... Ar	6.30 "	10.05 "
5.30 "	8.07 "	" Baker..... Lv	" Baker..... Lv	4.58 "	8.07 "
7.30 "	10.00 "	" La Grande..... Ar	" La Grande..... Ar	3.25 "	6.15 "
10.35 MON	1.05 TUE	Ar Pendleton..... Lv	Ar Pendleton..... Lv	12.35 MON	3.35 SUN
2.15 TUE	2.15 "	Lv Pendleton..... Ar	Lv Pendleton..... Ar	11.20 SUN	
3.50 "	3.50 "	" Umatilla..... Lv	" Umatilla..... Lv	10.00 "	
4.32 "	4.32 "	Ar Wallula..... Ar	Ar Wallula..... Ar	9.10 "	
6.18 "	6.18 "	Ar Ayr..... Ar	Ar Ayr..... Ar	7.39 "	
9.15 TUE	9.15 TUE	Ar Spokane (P.T.)... Lv	Ar Spokane (P.T.)... Lv	5.15 SUN	

Equipment for Table T

★ **NO. 33-25-4—DAILY**—33 to Pocatello; 25 to Pendleton; 4 to Spokane
Standard Sleeping Cars... Salt Lake City to Boise—10 Sections, D. R., Compts.
Pocatello to Pendleton—10 Sections, D. R., Compt.
(from Kansas City).
Pendleton to Spokane—12 Sections, D. R. (from Salt Lake City—in Nos. 33-17 to Pendleton).
Tourist Sleeping Car... Salt Lake City to Spokane—14 Sections.
Reclining Seat Coaches... Salt Lake City to Pendleton; Pocatello to Spokane.
Dining Car... Meal service.

★ **NO. 33-17-4—PORTLAND ROSE—THE SPOKANE—DAILY**
No. 33 to Pocatello; No. 17 to Pendleton; No. 4 to Spokane
Standard Sleeping Car... Salt Lake to Spokane—12 Sec., D. R. (Open 9:30 p.m.).
Tourist Sleeping Car... See through tourist sleeping car, Salt Lake City to Spokane, in Nos. 33-25-4.
Reclining Seat Coaches... Salt Lake City to Pocatello; Pocatello to Spokane.
Dining Car... Meal service.

★ **NO. 3-18-34—THE SPOKANE—PORTLAND ROSE—DAILY**
No. 3 to Pendleton; No. 18 to Pocatello; No. 34 to Salt Lake City
Standard Sleeping Car... Spokane to Salt Lake City—12 Sections, Drawing-room.
Tourist Sleeping Car... Spokane to Salt Lake City—14 Sections.
Reclining Seat Coaches... Spokane to Pocatello; Pocatello to Salt Lake City.
Dining Car... Meal service.

★ **NO. 26-32—DAILY**—No. 26 to Pocatello; No. 32 to Salt Lake City.
Standard Sleeping Cars... Pendleton to Pocatello—10 Sections, D. R., Compt.
(from Portland). (Passengers for Salt Lake City make car to car change before arrival Pocatello).
Boise to Salt Lake City—10 Sections, D. R., Compts.
(open 9:30 p.m.)
Tourist Sleeping Car... Pendleton to Pocatello—16 Sections (for Denver).
Reclining Seat Coach... Pendleton to Salt Lake City.
Dining Car... Pendleton to Pocatello.

Footnotes for Page 24

★ Regularly assigned through cars air-conditioned.
(M.T.) Mountain time. (P.T.) Pacific time.
Time from 12.01 midnight to 12.00 noon shown in light face type.
Time from 12.01 noon to 12.00 midnight shown in heavy face type.

Two Great Outdoor Shows

Cheyenne Frontier Days
Cheyenne, Wyoming, July 23-24-25-26-27, 1946

Pendleton Roundup
Pendleton, Oregon, September 11-12-13-14, 1946

Plan to Visit Them Via Union Pacific Railroad

SALT LAKE CITY — BOISE — PORTLAND — SEATTLE

No. 33-25-457	No. 33-17-457	Table U All Trains Daily. For Complete Schedules See Tables 6 and 20		No. 408-18-34	No. 402-26-32
Example	Example			Example	Example
11.15 SUN 12.55 MON 4.50 "	11.15 SUN 12.55 MON 4.50 "	Lv Salt Lake City (M.T.).. Ar	Lv Ogden..... Ar	11.25 MON 9.50 "	3.15 MON 1.45 "
		Ar Pocatello..... Lv	Lv Shoshone..... Lv	6.00 "	9.55 "
5.55 "	11.00 "	Lv Pocatello..... Ar	Lv Mindoka..... Lv	5.15 "	9.20 "
7.19 "	12.20 "	Ar Shoshone..... Lv	Lv Shoshone..... Lv	3.45 "	7.43 "
8.50 "	1.20 "		Lv Shoshone..... Lv	2.30 MON	6.30 MON
Sun	Vall	ey not now	Ar Sun Valley (Ketchum) {	Lv Sun	Vall
open to the public			Lv Sun Valley (Ketchum) {	open to the public	
8.50 MON	1.20 MON	Lv Shoshone..... Ar	Lv Shoshone..... Ar	2.30 MON	6.30 MON
1.10 "	4.35 "	Lv Boise..... Ar	Lv Boise..... Ar	11.00 "	2.55 MON
4.20 "	7.15 "	Ar Huntington (M.T.)... Lv	Ar Huntington (M.T.)... Lv	7.55 "	11.20 SUN
3.40 "	6.35 "	Lv Huntington (P.T.)... Ar	Lv Huntington (P.T.)... Ar	6.30 "	10.05 "
5.30 "	8.07 "	" Baker..... Lv	" Baker..... Lv	4.58 "	8.07 "
7.30 "	10.00 MON	" La Grande..... Ar	" La Grande..... Ar	3.25 "	6.15 "
11.20 MON	1.35 TUE	Pendleton..... Ar	Pendleton..... Ar	2.35 MON	3.35 "
3.40 TUE	4.50 "	Ar The Dalles..... Ar	Ar The Dalles..... Ar	8.55 SUN	11.45 "
6.30 "	7.30 "	Ar Portland..... Lv	Ar Portland..... Lv	6.30 "	9.00 "
8.45 "	8.45 "	Lv Portland..... Ar	Lv Portland..... Ar	5.00 "	6.45 "
1.30 "	1.30 "	Ar Tacoma..... Lv	Ar Tacoma..... Lv	1.24 "	1.00 SUN
2.55 TUE	2.55 TUE	Ar Seattle (P.T.)... Lv	Ar Seattle (P.T.)... Lv	12.30 SUN	11.30 SAT

Equipment for Table U

★ **NO. 33-25-457—NORTHWEST EXPRESS—PACIFIC LIMITED—DAILY**
No. 33 to Pocatello; No. 25 to Portland; No. 457 to Seattle
Standard Sleeping Cars... Salt Lake City to Boise—10 Sections, D. R., Compts.
Salt Lake-Pacifi Northwest passengers make car to car change before arrival Boise).
Pocatello to Portland—10 Sections, D. R., Compt.
(from Kansas City).
Tourist Sleeping Cars... Salt Lake City to Pendleton—14 Sections (for Spokane).
(Salt Lake—Pacific Northwest passengers make car to car change before arrival Pendleton).
Pocatello to Portland—16 Sections (from Denver).
Reclining Seat Coaches... Salt Lake City to Portland; Portland to Seattle.
Dining Car... Meal service.

★ **NO. 33-17-457—PORTLAND ROSE—DAILY**
No. 33 to Pocatello; No. 17 to Portland; No. 457 to Seattle
Standard Sleeping Cars... Salt Lake City to Pendleton—12 Sections, D. R. (Open 9:30 p.m.) (for Spokane). (Passengers for Portland make car to car change after leaving Pocatello).
Pocatello to Portland—6 Sections, 6 Roomettes, 4 Double Bedrooms (from Denver in train 17).
Tourist Sleeping Cars... Salt Lake City to Pocatello—14 Sections (in Nos. 25-4 to Spokane).
Pocatello to Portland—16 Sections (from Denver in train 17).
Reclining Seat Coaches... Salt Lake City to Pocatello; Pocatello to Portland.
Portland to Seattle.
Dining Car... Meal service.

★ **NO. 408-18-34—PORTLAND ROSE—DAILY**
No. 408 to Portland; No. 18 to Pocatello; No. 34 to Salt Lake City
Standard Sleeping Cars... Portland to Pocatello—6 Sections, 6 Roomettes, 4 Double Bedrooms (for Denver).
Pendleton to Salt Lake City—12 Sections, D. R. (from Spokane).
Tourist Sleeping Cars... Portland to Pocatello—16 Sections (for Denver).
Pendleton to Salt Lake City—14 Sections (from Spokane).
Reclining Seat Coaches... Seattle to Portland; Portland to Pocatello; Pocatello to Salt Lake City.
Dining Car... Meal service.

★ **NO. 402-26-32—PACIFIC LIMITED—UTAH EXPRESS—DAILY**
No. 402 to Portland; No. 26 to Pocatello; No. 32 to Salt Lake City
Standard Sleeping Cars... Portland to Pocatello—10 Sections, D. R., Compt.
(for Kansas City).
Boise to Salt Lake City—10 Sections, D. R., Compts.
(open 9:30 p.m.)
Tourist Sleeping Car... Portland to Pocatello—16 Sections (for Denver).
Reclining Seat Coaches... Seattle to Portland; Portland to Salt Lake City.
Dining Car... Portland to Pocatello.

PORTLAND — WALLA WALLA — YAKIMA — LEWISTON — SPOKANE

12-62-74	12-345-82	Table W All Trains Daily (Pacific Time)	11-81-348	73-61-11
8.00 SUN 9.43 "UN 10.30 "UN 11.43 SUN 12.55 MON 1.10 "UN 1.55 "UN	8.00 SUN 9.43 "UN 10.30 "UN 11.43 SUN 12.55 MON 1.10 "UN 1.55 "UN	Lv Portland..... Ar " Hood River..... Ar " The Dalles..... Ar " Arlington..... Ar Lv Umatilla..... Ar Lv Umatilla..... Ar Lv Wallula..... Ar Ar Wallula..... Ar Ar Walla Walla..... Ar Ar Wallula..... Ar Ar Yakima..... Ar Ar Wallula..... Ar Ar Ayer..... Ar Ar Riparia..... Ar Ar Lewiston..... Ar Ar Ayer..... Ar Ar Marengo..... Ar Ar Cheney..... Ar Ar Spokane..... Ar	7.35 MON 5.40 "UN 5.00 "UN 3.28 "UN 2.15 "UN 2.00 "UN 1.10 MON 11.50 SUN 10.30 "UN 8.25 "UN 4.15 SUN 12.45 MON 11.32 SUN 11.32 SUN 10.26 "UN 9.32 "UN 9.00 SUN	7.35 MON 5.40 "UN 5.00 "UN 3.28 "UN 2.15 "UN 2.00 "UN 1.10 MON 11.50 SUN 10.30 "UN 8.25 "UN 4.15 SUN 12.45 MON 11.32 SUN 11.00 "UN 10.25 "UN 7.40 SUN

See Table 77, Page 48 for Service to Spokane via Pendleton

★ NO. 12—THE SPOKANE—DAILY

Standard Sleeping Cars... Portland to Spokane—8 Sections, Buffet Lounge.
 Tourist Sleeping Cars... Portland to Spokane—10 Sections, Compartment, D.R.
 Portland to Spokane—14 Sections.
 Portland to Walla Walla—Coach-Tourist Sleeper, 8 Sections. (No. 345, Wallula to Walla Walla).
 Portland to Lewiston—Coach-Tourist Sleeper, 8 Sections. (Sunday, Tuesday and Thursday only; No. 62-74, Ayer to Lewiston).
 Portland to Yakima—Coach-Tourist Sleeper, 6 Sec. (Mon., Wed., Fri. only; No. 82, Wallula to Yakima).
 Walla Walla to Spokane—Coach-Tourist Sleeper, 6 Sections. (Monday, Wednesday and Saturday only; No. 348, Walla Walla to Wallula; open 9:30 p.m.).

★ NO. 11—THE SPOKANE—DAILY

Standard Sleeping Cars... Spokane to Portland—8 Sections, Buffet Lounge.
 Tourist Sleeping Cars... Spokane to Portland—10 Sections, Compartment, D.R.
 Spokane to Portland—14 Sections.
 Spokane to Walla Walla—Coach-Tourist Sleeper, 6 Sections. (Sunday, Tuesday and Friday only; No. 345 beyond Wallula, Occupancy till 8:00 a.m.).
 Walla Walla to Portland—Coach-Tourist Sleeper, 8 Sec. (348 Walla Walla to Wallula; open 9:30 p.m.).
 Lewiston to Portland—Coach-Tourist Sleeper, 8 Sections. (Monday, Wednesday and Friday only; Nos. 73-61 to Ayer).
 Yakima to Portland—Coach-Tourist Sleeper, 6 Secs. (Tue., Thur., and Sat. only; No. 81 to Wallula).

Reclining Seat Coach... Spokane to Portland.

Spokane, San Francisco and Los Angeles

No. 11-23 Beaver Cascade	Bus 31 No. 17-26	No. 15-60	No. 11-19-52	Table X All Trains Daily (Pacific Time)	No. 51-20-34	No. 18-12	No. 59-16	Cascade Beaver No. 24-12
9.00 11.32 1.10 7.35	7.15 V 11.57 7.50		9.00 11.32 1.10 7.35	Lv Spokane (U.P.) Ar " Ayer..... Ar " Wallula..... Ar Ar Portland..... Lv Lv Portland So. Pac. Ar " Salem..... Lv " Eugene..... Ar " Klamath Falls..... Ar " Redding..... Ar Ar Sacramento..... Lv Ar San Francisco..... Lv Ar Sacramento..... Ar Ar Stockton..... Lv Ar Fresno..... Ar Ar Los Angeles..... Lv	12.40 7.45 11.59	6.40 3.50 1.55 8.00		6.40 3.50 1.55 8.00

Seattle, San Francisco and Los Angeles

No. 408-15-60	No. 458-17-26	No. 408-19-52	Table Y All Trains Daily (Pacific Time)	No. 51-20-401	No. 59-16-407	Cascade Beaver No. 24-407	No. 18-401
12.30 1.24 5.05	4.30 5.45 9.40	12.30 1.00 6.45	Lv Seattle..... Ar Lv Tacoma..... Ar Ar Portland..... Lv Lv Portland So. Pac. Ar " Salem..... Lv " Eugene..... Ar " Klamath Falls..... Ar " Redding..... Ar Ar Sacramento..... Lv Ar San Francisco..... Lv Ar Sacramento..... Ar Ar Stockton..... Ar Ar Fresno..... Ar Ar Los Angeles..... Lv	6.45 5.00 11.30	5.50 4.48 1.30	5.50 4.48 1.30	6.45 5.00 11.30

PORTLAND, TACOMA AND SEATTLE

401 Daily	459 Daily	407 Daily	457 Daily	Table Z All Trains Daily	460 Daily	408 Daily	458 Daily	402 Daily
11.30 12.05 1.30 2.45 2.55 5.00 5.20 6.45	4.00 4.25 5.13 6.06 6.16 7.40 7.50 9.00	1.30 2.38 3.55 11.37 11.48 1.30 4.62 5.50	8.45 9.15 10.21 11.37 11.48 1.30 4.48 2.55	Lv Portland, Ore. Ar " Vancouver Wash. Ar " Kelso-Longview Lv " Chehalis..... Lv Ar Centralia..... Ar Lv Tacoma..... Ar Lv Tacoma..... Ar Lv Seattle..... Ar Ar Seattle..... Lv	2.20 1.45 12.36 11.26 11.15 9.40 9.30 8.20	5.05 4.36 3.42 7.16 2.43 1.24 1.20 12.30	9.40 9.06 8.12 7.16 7.06 5.45 5.35 4.30	6.45 6.10 4.35 3.05 2.53 1.00 12.40 11.30

★ NO. 401—DAILY

Standard Sleeping Cars... Portland to Seattle—10 Sec., D. R., Compt. (see Note B)
 Portland to Tacoma—12 Sections, D. R. (See Note B)
 San Francisco to Seattle—10 Sections, D. R., Compts. (S. P. 18 to Portland).

Tourist Sleeping Car... San Francisco to Seattle—16 Sec. (S. P. 18 to Portland).
 Sleepers open at Portland 9:30 p.m., at destinations until 8:00 a.m.
 Reclining Seat Coaches... Portland to Seattle.

★ NO. 402—DAILY

Standard Sleeping Cars... Seattle to Portland—10 Sec., D. R., Compt. (see Note B)
 Tacoma to Portland—12 Sections, D. R. (See Note B)
 Seattle to San Francisco—10 Sections, D. R., Compts. (S. P. 19 south of Portland).

Tourist Sleeping Car... Seattle to San Francisco—16 Sections. (S. P. 19 south of Portland).
 Sleepers open at Seattle at 9:30 p.m., at Portland until 7:30 a.m.
 Reclining Seat Coaches... Seattle to Portland.

★ NO. 457—DAILY

Parlor Car... Portland to Seattle. (U. P. car).
 Reclining Seat Coaches... Portland to Seattle.
 Dining Car... Serving necessary meals enroute.

Note B—This car temporarily out of service in compliance with ODT Order No. 53.

⊕ Rail station is at Kelso. There is independent bus service between Kelso and Longview every 20 minutes. (A) Runs via Davis.

Equipment for Tables Y and Z

★ NO. 458—DAILY

Parlor Car... Seattle to Portland. (U. P. car).
 Standard Sleeping Car... Seattle to San Francisco—10 Sections, D.R., Compts. (S. P. 17 south of Portland).
 Reclining Seat Coaches... Seattle to Portland.
 Dining Car... Serving necessary meals enroute.

★ NO. 407—DAILY

Parlor Car... Portland to Seattle. (N. P. car).
 Standard Sleeping Cars... San Francisco to Seattle—8 Sections, 5 Double Bdrms. (S. P. 24 to Portland)
 San Francisco to Seattle—6 Compts., 3 Drawing-rooms.
 San Francisco to Seattle—10 Sections, D. R., Compts.
 Reclining Seat Coaches... Portland to Seattle.
 Dining Car... Serving necessary meals enroute.

★ NO. 408—DAILY

Parlor Car... Seattle to Portland. (N. P. car).
 Standard Sleeping Cars... Seattle to San Francisco—8 Sections, 5 Double Bdrms. (S. P. 23 south of Portland).
 Seattle to San Francisco—6 Compts., 3 Drawing-rooms. (S. P. 23 south of Portland).
 Reclining Seat Coaches... Seattle to Portland.
 Dining Car... Serving necessary meals enroute.

★ NO. 459—DAILY

Observation Parlor Car... Portland to Seattle. (G. N. car)
 Reclining Seat Coaches... Portland to Seattle.
 Dining Car... Serving necessary meals enroute.

★ NO. 460—DAILY

Observation Parlor Car... Seattle to Portland. (G. N. car)
 Reclining Seat Coaches... Seattle to Portland.
 Dining Car... Serving necessary meals enroute.

★ U. P. Stages, Portland—Spokane.

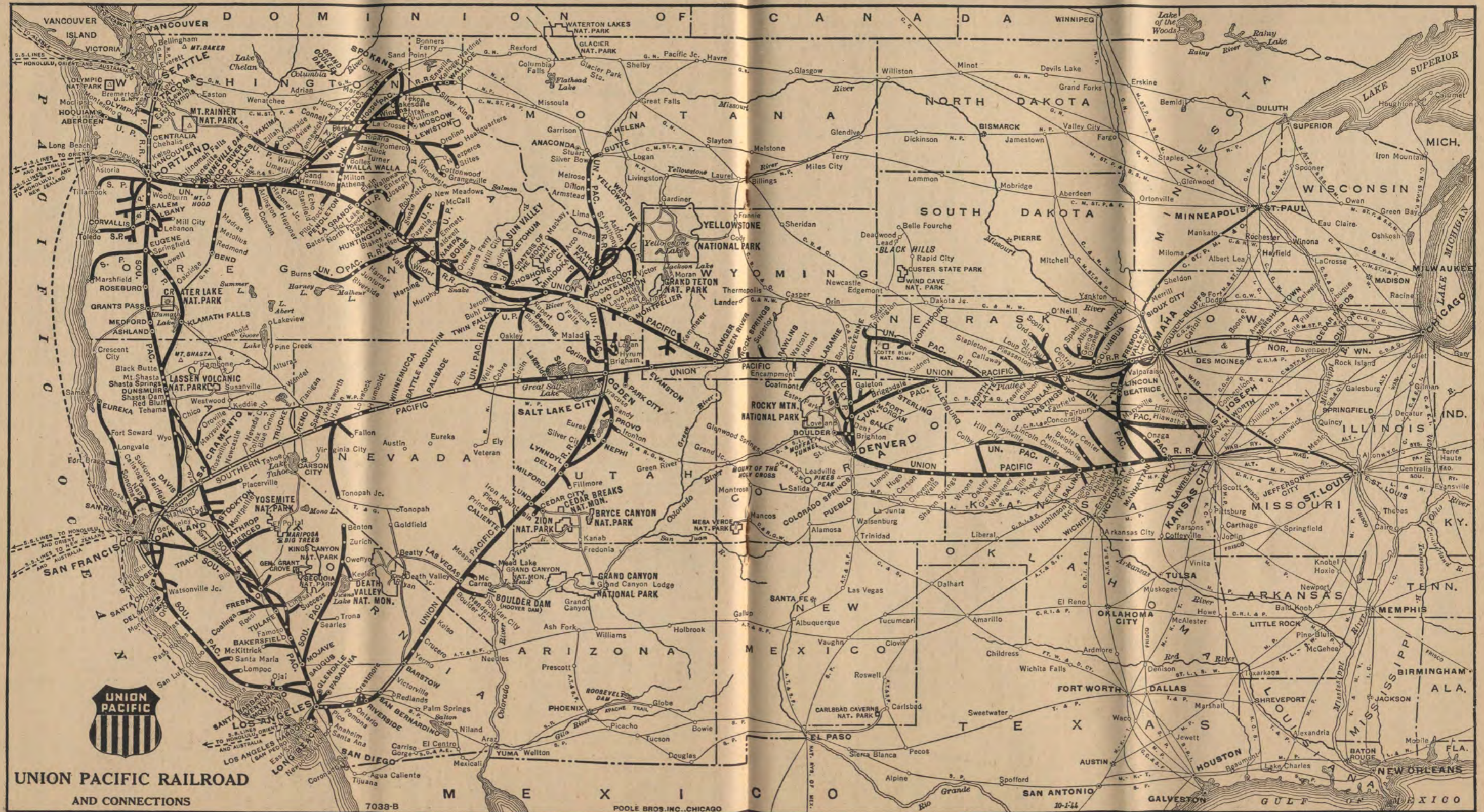
(K) Conditional stop; consult agent.

■ Arrives, departs Seattle Union Depot.

★ Regularly assigned through cars air-conditioned.

□ Arrives, departs Seattle King Street Station.

◆ Via Pacific Greyhound Bus.



UNION PACIFIC RAILROAD
AND CONNECTIONS

7038-B

POOLÉ BROS. INC. CHICAGO

SAN ANTONIO

10-1-14

Between Chicago, Omaha and Spokane, Portland, Tacoma and Seattle

Main table containing train schedules. Columns include 'Read Down - WESTBOUND', 'Table No. 6 The Overland Route', 'EASTBOUND - Read Up', and 'MILES'. Rows list routes from Chicago to Seattle, including stops like St. Louis, Omaha, and Portland.

IMPORTANT NOTICE

Coach and Pullman tourist cars from The Portland Rose are carried on Nos. 7 and 8 between Chicago and Cheyenne. The Chicago to Portland coaches arriving Cheyenne in No. 7, are carried to Green River in Mail Train No. 9. Leave Cheyenne 8:30 p.m., arrive Green River 3:45 a.m.

Footnotes for Pages 36 and 37

Makes five trips each way between Chicago and Portland each month; leaves Chicago on 4th, 10th, 16th, 22nd and 28th; leaves Portland on 1st, 7th, 13th, 19th and 25th. See page 7. NO EXTRA FARE.

* Daily. † Daily except Sunday.

(f) Stops only on signal. || Meals.

A Stops to let off paying passengers from Cheyenne and beyond; also to take for Spokane and Portland or beyond.

B Stops to let off paying passengers from Portland, Spokane or beyond; also to take for Cheyenne or beyond.

D Stops to take on paying passengers for McCammon, Pocatello and beyond.

E Stops to take on paying passengers for Cheyenne and beyond.

H Stops to take on paying passengers for north of Umatilla.

K Stops to take on paying passengers for points east of Green River.

L Stops to let off paying passengers from east of Stanfield.

M Stops to let off paying passengers from north of Umatilla.

P Stops to let off or take on paying passengers.

R See tables 11, 74, 77 and 83.

S Stops to let off paying passengers from Cheyenne and beyond.

T Stops to let off paying passengers from Portland, Spokane or beyond; also to take paying passengers for Cheyenne, Ogden or beyond.

U Stops to let off paying passengers from east of Huntington, and to take for Portland, or for north of Pendleton or Umatilla.

V Stops to let off paying passengers from Pocatello and beyond; also to take on for west of Huntington.

W Stops to take paying sleeping car passengers for Cheyenne and east.

X Train slows down.

Y For service between Denver and Cheyenne, see Table 18, page 41.

Motor bus operated over public highway. See General Information, page 2, for optional rail-motor bus ticketing arrangement.

Mileage shown on mile posts is from Council Bluffs. See General Information, page 2.

NOTE—Motor Bus 5 arrives Ogden 5:05 a.m. Connecting Bus No. 5 for Bliss and points northwest leaves Ogden 9:00 a.m. See Overland Greyhound Time Table Folder for Complete Schedules.

NOTE—Motor Bus 1 arrives Ogden 7:55 p.m. Connecting Bus No. 1 for Bliss and points northwest leaves Ogden 8:15 p.m. See Overland Greyhound Time Table Folder for Complete Schedules.

The Streamliner, City of Portland—No Extra Fare.

The Streamliner, City of Portland—No Extra Fare.

The Streamliner, City of Portland—No Extra Fare.

The Streamliner, City of Portland—No Extra Fare.

The Streamliner, City of Portland—No Extra Fare.

The Streamliner, City of Portland—No Extra Fare.

The Streamliner, City of Portland—No Extra Fare.

The Streamliner, City of Portland—No Extra Fare.

The Streamliner, City of Portland—No Extra Fare.

The Streamliner, City of Portland—No Extra Fare.

The Streamliner, City of Portland—No Extra Fare.

The Streamliner, City of Portland—No Extra Fare.

The Streamliner, City of Portland—No Extra Fare.

The Streamliner, City of Portland—No Extra Fare.

The Streamliner, City of Portland—No Extra Fare.

The Streamliner, City of Portland—No Extra Fare.

The Streamliner, City of Portland—No Extra Fare.

The Streamliner, City of Portland—No Extra Fare.

The Streamliner, City of Portland—No Extra Fare.

The Streamliner, City of Portland—No Extra Fare.

The Streamliner, City of Portland—No Extra Fare.

NOTE—Motor Bus 5 arrives Ogden 5:05 a.m. Connecting Bus No. 5 for Bliss and points northwest leaves Ogden 9:00 a.m. See Overland Greyhound Time Table Folder for Complete Schedules.

NOTE—Motor Bus 1 arrives Ogden 7:55 p.m. Connecting Bus No. 1 for Bliss and points northwest leaves Ogden 8:15 p.m. See Overland Greyhound Time Table Folder for Complete Schedules.

The Streamliner, City of Portland—No Extra Fare.

The Streamliner, City of Portland—No Extra Fare.

The Streamliner, City of Portland—No Extra Fare.

The Streamliner, City of Portland—No Extra Fare.

The Streamliner, City of Portland—No Extra Fare.

The Streamliner, City of Portland—No Extra Fare.

The Streamliner, City of Portland—No Extra Fare.

The Streamliner, City of Portland—No Extra Fare.

The Streamliner, City of Portland—No Extra Fare.

The Streamliner, City of Portland—No Extra Fare.

The Streamliner, City of Portland—No Extra Fare.

The Streamliner, City of Portland—No Extra Fare.

The Streamliner, City of Portland—No Extra Fare.

The Streamliner, City of Portland—No Extra Fare.

The Streamliner, City of Portland—No Extra Fare.

The Streamliner, City of Portland—No Extra Fare.

The Streamliner, City of Portland—No Extra Fare.

The Streamliner, City of Portland—No Extra Fare.

The Streamliner, City of Portland—No Extra Fare.

The Streamliner, City of Portland—No Extra Fare.

The Streamliner, City of Portland—No Extra Fare.

Portland-Spokane

(via UMATILLA)

Read Down		Read Up	
The Spokane 12 Daily	Mls.	The Spokane 11 Daily	
Table No. 11 (Pacific Time)			
8.00	0 Lv	Portland 6.74	Ore. Ar 7.35
D. 16	"	Troutdale	" Lv 7.35
D. 22	"	Rooster Rock	" E 7.35
D. 26	"	Bridal Veil	" E 7.35
D. 30	"	Multnomah Falls	" E 7.35
D. 31	"	Oneonta	" E 7.35
D. 39	"	Bonneville	" E 7.35
D. 43	"	Cascade Locks	" E 7.35
D. 50	"	Wyeth	" E 7.35
9.43	63	Hood River	" E 5.40
D. 69	"	Mosier	" E 5.40
10.20	84 Ar	The Dalles	" Lv 5.00
10.30	84 Lv	The Dalles	" Ar 4.50
D. 96	"	Celilo	" Lv 4.50
D. 104	"	Biggs	" E 4.50
D. 107	"	Grant	" E 4.50
D. 109	"	Rufus	" E 4.50
D. 130	"	Blalock	" E 4.50
11.43	138	Arlington	" E 3.28
D. 144	"	Heppner Jct.	" E 3.28
D. 164	"	Boardman	" E 3.28
12.55	183 Ar	Umatilla	" Lv 2.15
3.50	1.10	Umatilla	Ore. Ar 2.00 9.55
4.32	1.55	Wallula	Wash. Lv 1.10 9.10
4.52	2.20	Wallula	" Ar 12.45 8.50
A. 213	"	Attalla	" Lv 1.10 9.10
A. 220	"	Humorist	" K 1.10 9.10
A. 226	"	Ash	" K 1.10 9.10
A. 233	"	Page	" K 1.10 9.10
A. 250	"	Scott	" K 1.10 9.10
A. 257	"	Ruxby	" K 1.10 9.10
6.16	3.50	Ayer	" K 11.32 7.39
A. H. 268	"	Chew	" N 11.32 7.39
M. H. 285	"	Hooper Jct.	" N 11.32 7.39
A. H. 293	"	Ankeny	" N 11.32 7.39
7.39	5.05	Marengo	" N 10.26 6.39
8.40	6.04	Cheney	" N 9.32 5.45
9.15	6.40	Spokane 6.74	Wash. Lv 9.00 5.15

For through service from Spokane, Seattle, Tacoma and Portland to San Francisco and Los Angeles, see Page 25.

Salt Lake City-Portland-Seattle

(via POCATELLO)

Read Down		Read Up	
33-25 Daily	33-17 Daily	Table No. 12 Mountain Time	18-34 Daily
11.15	11.15	Salt Lake City 6.20	Utah Ar 11.25
12.55	12.55	Ogden	" Ar 9.50
1.35	1.35	Brighton	" Lv 9.10
2.30	2.30	Cache Junction	" Lv 8.20
4.15	4.15	McCammion	Ida. Ar 6.35
4.50	4.50	Pocatello	" Lv 6.00
5.55	11.00	Pocatello	Ida. Ar 5.15
6.31	11.33	American Falls	" Lv 4.35
7.19	12.20	Minidoka	" Lv 3.45
8.50	1.20	Shoshone	" B. 2.30
9.11	1.39	Gooding	" B. 2.01
9.31	1.56	Bliss	" B. 1.50
10.30	2.40	Glenns Ferry	" B. 1.05
11.23	3.25	Mountain Home	" B. 12.10
1.10	4.35	Boise	" B. 11.00
1.55	5.10	Nampa	" B. 10.20
2.12	5.25	Caldwell	" B. 9.55
2.35	B.	Parma	" B. 1.02
2.47	5.51	Nyssa	Ore. Ar 9.22
3.10	6.08	Ontario	" Ar 9.07
3.23	6.18	Payette	Ida. Ar 8.52
3.44	6.38	Weiser	" Ar 8.31
4.20	7.15	Huntington (M.T.)	Ore. Lv 7.55
3.40	6.35	Huntington (P.T.)	" Lv 6.30
5.30	8.07	Baker	" Lv 4.56
5.50	B.	Haines	" B. 7.38
6.07	B.	North Powder	" B. 7.23
7.30	10.00	La Grande	" B. 3.25
10.35	1.05	Pendleton	" Lv 12.35
6.40	Ar	Walla Walla	Wash. Lv 7.00
9.15	Ar	Spokane	" Lv 5.15
11.20	1.35	Pendleton	Ore. Ar 12.05
2.05	3.25	Arlington	" Lv 10.06
3.40	4.50	The Dalles	" Lv 8.55
4.20	5.30	Hood River	" Lv 8.09
f 5.05	B.	Bonneville	" Lv 10.12
6.30	7.30	Portland	" Lv 6.30
8.45	8.45	Portland	Ar 5.05
1.30	1.30	Tacoma	Wash. Lv 1.24
2.55	2.55	Seattle (P.T.)	Wash. Lv 12.30

Ship and Travel Union Pacific

Road of
The Streamliners
and
The Challengers

Footnotes for Page 39

- A Stops to let off paying passengers from points east of Umatilla.
 - B Conditional stop; see table 6.
 - D Stops to take paying passengers for north of Umatilla.
 - E Stops to let off paying passengers from north of Umatilla.
 - H Stops to let off paying passengers from points west of Ayer.
 - J Stops to take on paying passengers for east of Umatilla.
 - K Stops to let off paying passengers from points east of Ayer.
 - M Train will stop for paying passengers.
 - N Stops to take paying passengers for west of Umatilla.
 - Motor bus operated over public highway. See General Information, page 2 for optional rail-motor bus ticketing arrangement.
- Figures opposite junction points refer to numbers of time tables showing diverging trains.
- Time from 12.01 midnight to 12.00 noon shown in light face type; time from 12.01 noon to 12.00 midnight shown in heavy face type.
- (M.T.) Mountain Time (P.T.) Pacific Time

WHEN
CHANGING
STATIONS IN CHICAGO,



Remember this: The Limousine Coaches of the Parmelee Transportation Company will take you directly to your outgoing station or to any hotel or other destination in downtown Chicago. This service is available to passengers holding through tickets which include a Parmelee Transfer Coupon without extra cost.



Any Railway Ticket Agent will tell you about Parmelee Service. Arrangements may also be made for transferring baggage to or from train to any address in Chicago or suburbs.

SAFE · DEPENDABLE · ECONOMICAL · QUICK



Worth
REMEMBERING

Throughout the war, railroads provided 97% of the transportation for military personnel traveling on duty, and carried over 90% of all the military freight.

Association of
American Railroads

Between St. Louis, Kansas City and Denver—Continued

Table No. 17 (Continued) The Overland Route (Mountain Time). Table with columns: WESTBOUND—Read Down (Motor Bus 27, Motor Bus 23, Mixed 355 Daily, Pony Express 37 Daily, Pacific Limited 23 Daily, M I L E S) and EASTBOUND—Read Up (Pacific Limited 24 Daily, Pony Express 38 Daily, Mixed 370 Daily, Motor Bus 12, Motor Bus 22). Includes routes like Cheyenne Wells, Rocky Mountains, and Denver 5.

Footnotes for pages 40 and 41. NOTE ⓐ—See tables 6 and 8 for detail schedules to Pacific Northwest. NOTE ⓑ—See table 4 for detail schedules to San Francisco. NOTE Ⓒ—See table 3 for detail schedules to Los Angeles. ● Streamliner, extra fare; see page 6. □ Via Borie cut-off; not via Cheyenne. ⊠ Motor Bus. See page 2 for optional rail-bus ticketing arrangement. * Daily. † Daily except Sunday. (f) Stops on signal. ¶ Meals. H Stops to let off paying passengers from Granger or west. N Stops to let off paying passengers from beyond Kansas City, Mo.; also to take for Denver or beyond. O Stops to let off paying passengers from Denver or beyond, and to take for beyond Kansas City, Mo.; also to let off paying passengers from west of Salina arriving Salina on No. 370. S Stops to let off paying passengers from west of Ellis. T Stops to take on paying passengers for east of Salina; also to let off paying passengers from Denver and west. V Stops to let off paying passengers from Denver and west; also to take for Kansas City. W Conditional stop; see table 1. X Stops to take paying passengers for east of Salina. Y Stops to let off paying passengers from Cheyenne and beyond. ① Flag stops on No. 30 are for paying passengers only. ② Stops to take paying passengers for Cheyenne and beyond. ③ Stops to let off paying passengers from Cheyenne and beyond. ④ Stops to take on paying passengers for points west of Pocatello.

Between Denver, Cheyenne and Salt Lake City

Table No. 18 The Overland Route (Mountain Time). Table with columns: WESTBOUND—Read Down (63-32 Daily, Pony Express 127-30 Daily, Portland Rose 17 Daily, Pony Express 37 Daily, Pacific Limited 23 Daily, M I L E S) and EASTBOUND—Read Up (Pacific Limited 24 Daily, Pony Express 38 Daily, Portland Rose 18 Daily, S.F.Chal. 88-48 Daily, Mixed 64 Daily, 334 Mixed Daily, Elevation). Includes routes like Denver 17, 42, 43, Longs Peak and Rocky Mountains, Greeley State College, Cheyenne 1, 2 (Capital of Wyo Ft. Warren), Borie, Laramie, Rocky River, Medicine Bow, Hanna, Rawlins, Rock Springs, Green River, Green River, Evanston, Ogden, and Salt Lake City.

Distance between Denver and Salt Lake City via Borie is 613 miles; via Cheyenne is 625 miles.

For Dependable Transportation Be Specific— Say Union Pacific

Between Ogden and Salt Lake City

Table No. 19 (Mountain Time). Table with columns: 34, 103, 32, 7, 30, 37, 23, M I L E S, Table No. 19 (Mountain Time), 31, 104, 24, 38, 8, 29, 33. Includes routes like Ogden 1, 2, Utah Ar, Roy, Clearfield, Layton, Kaysville, Farmington, Centerville, Woods Cross, No. Salt Lake, and Salt Lake 1, 2.

For enrollment, see pages 14 to 22, inclusive.

Union Pacific Branch Lines

Omaha - Kearney - Stapleton

Table No. 32 Central Time. Columns: Mixed 95, Motor 519, Motor 517, Mls., Omaha, Motor 518, Mixed 96, Motor 520. Rows include destinations like Kearney 1, 2, Glenwood Park, Riverdale, Amherst, Watertown, Miller, Summer, Eddyville, Lomax, Oconto, Lodi, Callaway, Milldale, Finckley, Arnold, Hoagland, Gandy, and Stapleton.

St. Joseph - Marysville - Grand Island

Table No. 35 Central Time. Columns: Motor 543 Daily, Mls., St. Joseph, Mo., Marysville 33, 34, Grand Island. Rows include destinations like St. Joseph, Elwood, Wathena, Blair, Troy, Moray, Stout, Severence, Leona, Robinson, Hiawatha, Hamlin, Morrill, Sabetha, Onelda, Seneca, Baileyville, Axtell, Summit, Beattie, Home, Carden, Marysville 33, 34, Herklimer, Bremen, Hanover, Spence, Hollenberg, Steele City, Endicott, Fairbury, Powell, Alexandria, Belvidere, Carleton, Davenport, Sedan, Edgar, Fairfield, Aman, Glenvil, Hastings 33, Hansen, Doniphan, River, and Grand Island 1, 2, 23, 28, 33.

Kansas City - Topeka - Marysville - Grand Island

Table No. 33 Central Time. Columns: Mixed Freight #187, Motors 537-543 Daily, Mls., Kansas City 17, Topeka, Marysville, Grand Island. Rows include destinations like Kansas City 17, Edwardsville, Bonner Springs, Linwood, Lawrence 17, 36, Perry, Grantville, Topeka, Menoken, Grove, Delia, Emmett, Alkensk, Onaga, Duluth, Lillis, Sullivan, Frankfort, Winifred, Carden, Marysville 34, 35, Beatrice 34, Marysville, Fairbury, Hastings, and Grand Island 1, 2, 23, 28, 35.

Lincoln - Beatrice

Table No. 36 Central Time. Columns: Mls., Lincoln, Neb., Beatrice. Rows include destinations like Lincoln, Jamalca, Hanlon, Princeton, Cortland, Pickrell, and Beatrice.

Manhattan - Marysville - Beatrice

Table No. 34 Central Time. Columns: Mixed Freight #173, Mls., Manhattan 17, Marysville, Beatrice. Rows include destinations like Manhattan 17, Stockdale, Garrison, Randolph, Cleburne, Irving, Blue Rapids, Schroyer, Marysville 33, 35, Marysville, Marietta, Oketo, Barneston, Blue Springs, Holmesville, and Beatrice 33.

Lawrence - Leavenworth

Table No. 37 Central Time. Columns: Mixed Fht. #172, Mls., Lawrence 17, 33, Leavenworth. Rows include destinations like Lawrence 17, 33, Tonganoxie, Fairmount, Lansing, Cochrane, and Leavenworth.

Footnotes for Page 44

- * Daily. § Sunday only.
† Daily except Sunday.
‡ Daily except Saturday.
(†) Stop only on signal.
H Mondays, Wednesdays and Fridays only.
E Tuesdays, Thursdays and Saturdays only.
Motor train.
Daily except Saturday and Sunday.
Daily except Sunday and Monday.
Local freight; caboose for passengers.
Time from 12:01 midnight to 12:00 noon shown in light face type; time from 12:01 noon to 12:00 midnight shown in heavy face type.

Extra Luggage - up to 150 Pounds - Can Be Checked Free, Out of Your Way, in the Baggage Car

Union Pacific Branch Lines

Kansas City — Junction City — Concordia

Table No. 38 (Central Time). Schedule for Kansas City to Junction City and Concordia. Includes times for mixed and motor freight, and motor service.

Kansas City — Salina — Solomon — Beloit

Table No. 39 (Central Time). Schedule for Kansas City to Salina, Solomon, and Beloit. Includes times for local and motor freight, and motor service.

Kansas City — Salina — McPherson

Table No. 40 (Central Time). Schedule for Kansas City to Salina and McPherson. Includes times for mixed freight and motor service.

Kansas City — Salina — Plainville — Oakley

Table No. 41 (Central Time). Schedule for Kansas City to Salina, Plainville, and Oakley. Includes times for mixed and motor freight, and motor service.

Denver — Boulder

Table No. 42 (Mountain Time). Schedule for Denver to Boulder. Includes times for mixed freight and motor service, with notes on passenger service.

Denver — La Salle — Ft. Collins

Table No. 43 (Mountain Time). Schedule for Denver to La Salle and Ft. Collins. Includes times for mixed freight and motor service.

Greeley — Briggsdale

Table No. 44 (Mountain Time). Schedule for Greeley to Briggsdale. Includes times for mixed freight and motor service, with notes on passenger service.

Greeley — Galeton

Table No. 45 (Mountain Time). Schedule for Greeley to Galeton. Includes times for mixed freight and motor service, with notes on passenger service.

Saratoga and Encampment Valley R. R. Co.

Table No. 46 (Mountain Time). Schedule for Saratoga and Encampment Valley R.R. Co. Includes times for mixed freight and motor service.

Footnotes for Page 45

* Daily. † Daily except Sunday. ‡ Saturday only. (D) Service only during Park summer travel season, June 1 to Sept. 20. (f) Stops only on signal. ^ Motor train. • Local freight; combination coach with limited space for passengers. ⊠ Mixed passenger train. // Meals, ■ Local freight; caboose for passengers. ♢ Daily except Saturdays and Sundays. (K) Tuesday, Thursday and Saturday only.

Union Pacific Branch Lines

Portland — Wallula — Kennewick — Yakima

Table No. 81 Pacific Time. Includes Motor Bus, Daily, and Mils. for stations like Portland, Wallula, Kennewick, and Yakima.

Pendleton — Walla Walla — Bolles — Dayton

Table No. 82 Pacific Time. Includes Motor Bus, Daily, and Mils. for stations like Pendleton, Walla Walla, Bolles, and Dayton.

Spokane — Colfax — Pullman — Moscow — Lewiston

Table No. 83 Pacific Time. Includes Motor Bus, Daily, and Mils. for stations like Spokane, Colfax, Pullman, Moscow, and Lewiston.

For Dependable Transportation — Be Specific — Say Union Pacific

Portland — Lewiston — Stites — Grangeville

Table No. 85 Pacific Time. Includes Motor Bus, Daily, and Mils. for stations like Portland, Lewiston, Stites, and Grangeville.

* Daily. † Daily except Sunday.

■ Local Freight; caboose for passengers.

• Leaves uptown station.

■ Overland Greyhound Bus operating over public highway. See General Information, page 2, for optional rail-motor bus ticketing arrangement. Buses operate only thru towns where time is shown.

A Buses operate via these stations only when passengers originate or are destined beyond Walla Walla; consult agent.

D Time shown is for Prosser.

E Time shown is for East Parker.

* Trains 4 and 3 between Pendleton, Wallula and Spokane; see Table 6, page 37.

(f) Stops only on signal.

Time from 12.01 noon to 12.00 midnight shown in heavy face type. Time from 12.01 midnight to 12.00 noon shown in light face type.

A Word about Your Luggage:—

The experienced traveler finds that one bag holds all that is needed for the average trip.

Additional luggage—up to 150 pounds—can be checked without charge and is out of the way, ready for delivery at the journey's end.

This is a convenience. Make use of it and travel in greater comfort.

The Progressive . . . UNION PACIFIC RAILROAD

Union Pacific Branch Lines

Salt Lake City — Provo — Lynndyl — Los Angeles

Table No. 98 Mountain Time. Columns: Motor Bus 9, Motor Bus 7, Mixed 305 Daily, Mls., Description, Elevation, Motor Bus 306 Daily, Motor Bus 2. Rows include Murray, Sandy, Draper, Mount, Cutler, Lehl, American Fork, Pleasant Grove, Geneva, Provo, Springville, Spanish Fork, Payson, Santaquin, Mona, Neph, Sharp, Mills, Leamington, and Lynndyl 3.

Table No. 100 Pacific Time. Columns: Motor Bus, Motor Bus, Motor Bus, Motor Bus, Mls., Description, Motor Bus, Motor Bus, Motor Bus. Rows include Callente 3, Las Vegas, San Bernardino, Riverside, East Los Angeles, Los Angeles, Pasadena 3, Long Beach 3, and San Pedro.

Table No. 101 Pacific Time. Columns: Motor Bus, Motor Bus, Mls., Description, Motor Bus. Rows include East Los Angeles, Whittier, La Habra, Fullerton, and Anaheim.

Table No. 102 Pacific Time. Columns: Motor Bus, Motor Bus, Motor Bus, Motor Bus, Mls., Description, Motor Bus, Motor Bus, Motor Bus, Motor Bus. Rows include Salt Lake UP Depot, 4th So. & 2nd West, 8th So. & 2nd West, 8th So. & 8th West, Poplar Grove, and Smelter.

Salt Lake City — Smelter

Table No. 103 Pacific Time. Columns: Motor Bus, Motor Bus, Motor Bus, Mls., Description, Motor Bus, Motor Bus, Motor Bus, Motor Bus. Rows include Delta 3, Harding, McCornick, Greenwood, and Fillmore.

Table No. 104 Pacific Time. Columns: Motor Bus, Motor Bus, Motor Bus, Motor Bus, Mls., Description, Motor Bus, Motor Bus, Motor Bus, Motor Bus. Rows include Las Vegas, Whittier, Pittman, Henderson, and Boulder City.

Table No. 106 Pacific Time. Columns: Motor Bus, Motor Bus, Mls., Description, Motor Bus, Motor Bus. Rows include Lund 3, Avon, Iron Springs, Halliwh, and Cedar City.

Table No. 107 Pacific Time. Columns: Motor Bus, Motor Bus, Motor Bus, Motor Bus, Mls., Description, Motor Bus, Motor Bus, Motor Bus, Motor Bus. Rows include East Los Angeles, Callente 3,98, Panaca, Delmues, and Pioche.

Table No. 108 Pacific Time. Columns: Motor Bus, Motor Bus, Motor Bus, Motor Bus, Mls., Description, Motor Bus, Motor Bus, Motor Bus, Motor Bus. Rows include Moapa 3, Logandale, Overton, and Mead Lake.

Table No. 99 Pacific Time. Columns: Motor Bus, Motor Bus, Motor Bus, Motor Bus, Mls., Description, Motor Bus, Motor Bus, Motor Bus, Motor Bus. Rows include East Los Angeles, Pasadena Depot, Glendale City, and Glendale Depot.

Table No. 100 Pacific Time. Columns: Motor Bus, Motor Bus, Motor Bus, Motor Bus, Mls., Description, Motor Bus, Motor Bus, Motor Bus, Motor Bus. Rows include East Los Angeles, Bell (Maywood), Rancho Los Amigos, Hynes, Long Beach City (Pine Ave.), and Long Beach City (Pine Ave.).

Union Pacific Stage Co. Motor Coach Service. SPECIAL NOTE—Daily Motor Coach service of the Union Pacific Stage Co., shown in tables 99, 100 and 101 is operated over public highways, Buses 103 and 203 connect with Streamliner 103 and run only on 2nd, 5th, 8th, 11th, 14th, 17th, 20th, 23rd, 26th and 29th of each month. Buses 104 and 204 connect with Streamliner 104 and run only on 3rd, 6th, 9th, 12th, 15th, 18th, 21st, 24th, 27th and last day of each month. Check baggage through via U. P. to any destination shown in tables. Consult agent regarding points of arrival and departure at intermediate towns. See General information page 2 for optional rail-motor bus ticketing arrangement.

NOTE: For complete schedules between Lynndyl and Los Angeles see table No. 3. Motor bus connections with main line trains at East Los Angeles. Union Pacific Stages Motor Buses operated over public highways. See last section General Information, page 2, for optional rail-motor bus ticketing arrangement. Stops to take on or let off passengers. Daily, † Daily except Sunday. (f) Stops only on signal. A northbound connection between main line and Provo branch line points is not provided for at Lynndyl. Advance plans should be made if meals and lodging are desired at Lynndyl. * Motor bus between Lund and Cedar City. † Meals. 1 No rail or bus tickets honored whose origin and destination is between Long Beach and San Bernardino or points intermediate. 2 This trip is made only when there are passengers to be carried.

Passenger service discontinued, but private bus line available. Callente 3,98, Panaca, Delmues, Pioche. Passenger service discontinued, but private bus line available.

Passenger service discontinued. Moapa 3, Logandale, Overton, Mead Lake. Passenger service discontinued.



OVERLAND TERMINAL WAREHOUSE

Alameda and Olympic Los Angeles
 FRANK STRONG, President GORDON ROSS, V. P.-Manager

SERVED BY

Union Pacific Railroad

General Merchandise Storage

U. S. Customs Bonded Warehouse No. 11

Cool Room Accommodations. Contents Insurance 10.8c

CALIFORNIA'S MOST MODERN WAREHOUSE

OFFERING EVERY STORAGE CONVENIENCE AND FACILITY

Write us direct or nearest General Agent, Union Pacific Railroad

Eastern Associates:

CROOKS TERMINAL WAREHOUSES, Inc.
 Chicago, Kansas City, New York

Union Pacific Trains Use These Stations

- Boise, Idaho: Union Pacific Station.
- Butte, Montana: Union Station, 820 East Front Street.
- Cheyenne, Wyoming: Union Pacific Station, 15th Street at Capitol Avenue.
- Chicago, Illinois: C. & N. W. Terminal, Canal and Madison Streets.
- Denver, Colorado: Union Station, Foot of Seventeenth Street.
- Kansas City, Mo: Union Station, Main Street and Union Station Plaza.
- Los Angeles, Calif: Los Angeles Union Passenger Terminal, Alameda and Aliso Streets.
- Oakland, Calif: Southern Pacific 16th Street Station, Foot of 16th Street.
- Oakland Pier, Calif: Southern Pacific Terminal.
- Ogden, Utah: Union Station, 25th and Wall Streets.
- Olympia, Wash: Union Pacific Station, Corner 4th Avenue and Adams Street.
- Omaha, Nebraska: Union Station, 10th and Marcy Streets.
- Pendleton, Oregon: Union Pacific Station, Corner Main and Frazer Sts.
- Pocatello, Idaho: Union Pacific Station, Foot of West Bonneville Street.
- Portland, Oregon: Union Station, Sixth and Johnson Streets.
- Riverside, Calif: Union Pacific Station, 7th and Vine Streets.
- San Bernardino, Calif: Union Station, West Third Street.
- San Francisco, Calif: Ferry Depot, Foot of Market Street.
- Salina, Kansas: Union Station, 400 North 13th Street.
- Salt Lake City, Utah: Union Pacific Station, South Temple and Third West Streets.
- Seattle, Wash: Union Station, 4th Avenue, South, and Jackson Street.
- Spokane, Wash: Union Station, Corner Trent Avenue and Washington Street.
- St. Louis, Mo: Union Station, 18th and Market Streets
- Tacoma, Wash: Union Station, 1713 Pacific Avenue.
- Topeka, Kansas: Union Pacific Station, Railroad and North Jackson Streets.
- Yakima, Wash: Union Pacific Station, West Yakima and South Second Ave.

Connecting Lines Train Service

Connections at Seattle

	358	360	Great Northern	359	355	
	6.00	8.30	Lv Seattle Wash. Ar	2.30	9.35	
	6.56	9.33	" Everett " Lv	1.29	8.38	
	9.10	11.56	" Bellingham " "	11.27	6.37	
	10.50	1.50	" New Westminster, B.C. Lv	9.26	4.40	
	11.15	2.15	Ar Vancouver " Lv	9.00	4.15	
	Daily	Daily	C. P. S. S.	Daily	Daily	Sun. Only
		7.20	Lv Seattle Wash. Ar	9.50		
		12.35	Ar Victoria B. C. Lv	4.30		
		12.00	Lv Victoria " Ar	3.45	7.00	7.45
		7.00	Ar Vancouver " Lv	10.30	12.00	2.30
			P. S. N. Co.			
		11.45	Lv Seattle Wash. Ar	6.00		
		8.45	Ar Victoria B. C. Lv	9.45		
			P. S. N. Co.			
NOTE:—24-hour service offering frequent trips between Seattle and Bremerton (Puget Sound Navy Yard).						

Connections at Portland

See Page 25 for service north and south of Portland.

	21	S. P. & S.	24	
	8.00	Lv Portland Ar	7.05	
	12.10	Lv Astoria Lv	3.15	
	1.00	Ar Seaside Lv	2.15	

Connections at Salt Lake City

	39	Western Pacific	40	
	8.30	Lv Salt Lake City (M. T.) Ar	7.30	
	4.40	Ar Sacramento (P. T.) Lv	9.00	
	5.50	" Stockton Lv	7.50	
	9.50	Ar San Francisco (P. T.) Lv	4.00	

Connections at Laramie

	1	L. N. P. & W.	2	
	H8.00	Lv Laramie Ar	L2.05	
	9.00	" Millbrook Lv	1.10	
	9.50	" Centennial " "	12.30	
	10.40	" Albany " "	11.40	
	12.10	" Fox Park " "	10.30	
	1.52	" Northgate " "	7.45	
	2.33	" Walden " "	7.15	
	H3.43	Ar Coalmont Lv	L6.00	

Connecting Bus Service

Fremont — Lincoln

○	○	▲	■		■	▲	○	○
8.45	3.00	6.35	10.30	Lv Fremont Neb. Ar	9.15	5.45	7.30	1.40
9.40	3.40	7.20	11.15	" Wahoo " Lv	8.30	5.00	6.50	1.00
10.05	4.05	7.40	11.40	" Ceresco " "	8.10	4.40	6.25	12.30
10.45	4.55	8.20	12.15	Lv Lincoln " Lv	7.30	4.00	5.45	11.40

Columbus — Lincoln

	■		■	
	8.00	Lv Columbus Neb. Ar	7.50	
	8.30	" Schuyler " Lv	7.20	
	9.10	" David City " "	6.50	
	9.55	" Seward " "	6.00	
	10.40	Ar Lincoln " Lv	5.15	

Grand Island — Hastings

Via Yellow Diamond Lines

10.00	6.05	4.00	1.00	8.00	Lv Grand Island . Ar	8.00	11.55	4.00	5.50	8.25
10.25	6.25	4.25	1.25	8.25	" Doniphan Lv	7.30	11.25	3.30	5.25	7.55
10.35	6.35	4.45	1.40	8.40	" Hansen Corner . " "	7.15	11.15	3.15	5.10	7.45
11.00	6.43	4.55	2.00	8.55	Ar Hastings Lv	7.00	11.00	3.00	5.00	7.30

Las Vegas — Tonopah

Via Las Vegas-Tonopah-Reno Stage Line

	7.00	7.00	Lv Las Vegas Nev. Ar	8.50	9.55
	12.20	1.20	Ar Tonopah Nev. Lv	3.05	4.20

Footnotes for Page 54

H Monday, Wednesday and Friday only. L Tuesday, Thursday and Saturday only.
 (■) Via Capitol Stages. (▲) Via Interstate Transit Lines. (○) Via Elkhorn Valley Stages.
 (M. T.) Mountain Time. (P. T.) Pacific Time.

PASADENA 1, CALIF.—Un. Pas. Station, 205 W. Colorado St.—Ph. Sycamore 2-4107
 L. A. WIRGLER..... General Agent
 E. C. CHILDS..... City Passenger Agent
 W. H. LINDSEY..... Passenger and Freight Traffic Agent
 PHILADELPHIA 2, PA.—904 Girard Trust Bldg., Broad St. & So. Penn. Sq.—
 MORTON MANN..... General Agent
 L. J. MCKERNAN..... City Passenger Agent
 T. M. J. FRITZ..... Traveling Passenger Agent
 R. H. GATES..... Traveling Freight and Passenger Agent
 PITTSBURGH 22, PA.—1419 Oliver Bldg., Smithfield Street and Sixth Avenue—
 JOHN D. CARTER..... General Agent
 GREGG W. COOK..... District Passenger Agent
 J. S. GUNNER..... City Passenger Agent
 G. O. HASENFRIEZE..... Traveling Freight and Passenger Agent
 POCATELLO, IDAHO—Union Pacific Passenger Station— Phone 268
 W. L. HARDY..... Ticket Agent
 POMONA, CALIF.—Union Pacific Passenger Station— Phone Pomona 1888
 FERDINAND DAVIS..... Passenger and Freight Traffic Agent
 PORTLAND 5, ORE.—751 Pittock Block— Phone Broadway 7771
 C. W. EVERS..... Traffic Manager
 J. C. CUMMING..... General Passenger Agent
 FRED LINGENFELDER..... Assistant General Passenger Agent
 T. J. DOWD..... General Freight Agent
 DON SUTHERLAND..... General Agent, Freight Department
 J. E. SOUTHWORTH..... Traveling Passenger Agent
 W. D. LOOMIS..... District Baggage Agent
 City Ticket Office—701 S. W. Washington Street— Phone Broadway 7771
 N. B. FALLAS..... General Agent, Passenger Department
 C. P. WHEELER..... City Ticket Agent
 SAM D. ALLEN..... City Passenger Agent
 M. W. LUKINS..... City Passenger Agent
 WM. S. RUSH..... City Passenger Agent
 L. L. KRAMER..... City Passenger Agent
 E. F. GILLESPIE..... City Passenger Agent
 O. M. HANSEN..... Depot Passenger Agent
 RENO, NEV.—Poom 205, 219 North Center Street— Phone Reno 1881
 E. E. LARKIN..... General Agent
 RIVERSIDE, CALIF.—Union Pacific Pass. Station, 7th & Vine Sts.— Phone 688
 J. L. BRECHIN..... General Agent
 RALPH E. TUTTLE..... City Freight and Passenger Agent
 W. H. McPHERSON..... Traveling Freight and Passenger Agent
 ST. JOSEPH 2, MO.—City Ticket Office, 617 Francis Street— Phone 2-5185
 F. F. ROBINSON..... General Freight and Passenger Agent
 F. X. SCHOENBERG..... Passenger and Ticket Agent
 J. W. MARTIN..... Traveling Freight and Passenger Agent
 ST. LOUIS 1, MO.—1223 Ambassador Bldg., 411 North 7th St.—Phone Chestnut 7759
 T. L. VOGEL..... General Agent
 A. F. WALTEMATH..... City Passenger Agent
 J. M. REBMAN..... Traveling Passenger Agent
 D. J. NELSON..... Traveling Freight and Passenger Agent
 SACRAMENTO 14, CALIF.—217 Forum Bldg., 1107 Ninth St.— Phone 2-1085
 F. A. FOX..... General Agent
 J. C. LINDSEY..... Traveling Freight and Passenger Agent
 J. E. ABERGTON..... Traveling Freight and Passenger Agent
 SALINA, KANS.—Third and Ash Streets— Phone 297
 J. M. BROWN..... General Agent
 SALT LAKE CITY 1, UTAH—Union Pacific Bldg., 10 South Main St.—Phone 5-1544
 B. W. HANSON..... Traffic Manager
 A. G. BLOOM..... General Passenger Agent
 City Ticket Office—Hotel Utah, Main & S. Temple Streets— Phone 5-1544
 W. J. THOMAS..... General Agent, Passenger Department
 F. L. MCKEAN..... District Passenger Agent
 E. A. OLSON..... City Ticket Agent
 E. D. CHAMBERLAIN..... City Passenger Agent
 R. T. GRIPPIN..... City Passenger Agent
 ROYAL R. CHAMBERLAIN..... Traveling Passenger Agent
 K. B. PEARCE..... Passenger Representative
 H. H. HOLMES..... Depot Passenger Agent
 T. M. FITZGERALD..... Depot Passenger Agent
 H. G. PELLETIER..... General Agent, Freight Department

SAN DIEGO 1, CALIF.—City Ticket Office, 320 Broadway— Phone Franklin 7941
 H. G. LARIMER..... General Agent
 STEPHEN GIBSON..... Passenger and Freight Traffic Agent
 SAN FRANCISCO 2, CALIF.—291 Geary Street— Phone Garfield 8030
 H. A. LAWRENCE..... Traffic Manager
 GAYLORD F. ALLEN..... General Agent, Freight Department
 W. E. KENNEDY..... Traveling Freight and Passenger Agent
 City Ticket Office—Geary at Powell Street— Phone Garfield 8030
 H. W. HICKS..... General Passenger Agent
 RICHARD LAUCK..... City Ticket Agent
 P. B. JACKSON..... City Passenger Agent
 SAN JOSE 7, CAL.—205 1st Nat. Bk. Bldg., Santa Clara & 1st St.—Phone Ballard 1634
 R. M. RICHLEY..... General Agent
 OTTO NILSSON..... Traveling Freight and Passenger Agent
 F. C. BELL..... Traveling Freight and Passenger Agent
 SAN PEDRO, CALIF.—City Ticket Office, 805 So. Pacific Ave.—Phone Harbor 5325
 J. V. CONNETT..... General Agent
 A. J. ECKERLE..... City Passenger Agent
 JOHN M. GARNER..... City Passenger Agent
 C. W. BURTON..... City Freight and Passenger Agent
 SANTA ANA, CALIF.—City Ticket Office, 305 North Main Street.— Phone 1877
 WALTER DITTMER..... General Agent
 R. R. POPE..... City Freight and Passenger Agent
 SANTA MONICA, CAL.—City Ticket Office, 307 Santa Monica Blvd.—Phone 61213
 W. A. CHENEY..... General Agent
 WM. L. DUNCAN..... City Passenger Agent
 P. J. PATNE..... City Freight and Passenger Agent
 SEATTLE 4, WASH.—204 Union Station, 4th Ave. & Jackson St.—Phone Elliott 6933
 H. M. WEST..... Assistant Traffic Manager
 P. A. AULENBACHER..... General Agent, Freight Department
 FRANK S. ELLIOTT..... Traveling Freight and Passenger Agent
 SEATTLE 1, WASH.—City Ticket Office—1300 Fourth Avenue at University—
 A. L. IVES..... General Agent, Passenger Department
 B. L. SPEAR..... City Passenger Agent
 F. R. STERN..... City Passenger Agent
 WM. G. McLAUGHLIN..... Passenger Agent
 SIOUX CITY 9, IOWA—405 Commerce Bldg., 520 Neb. St.— Phone 5-8328
 J. F. TURRENTINE..... General Agent, Freight Department
 SPOKANE 8, WASH.—City Ticket Office—727 Sprague Ave., Corner Post St.—
 H. M. ADKINS..... General Agent
 W. H. AHLGRIM, JR. } Motn 1121 } City Passenger Agent
 W. O. BALDWIN..... Traveling Passenger Agent
 WILLIAM BELL, 818-16th Ave. West, Calgary, Canada. Trav. Fht. & Passgr. Agt.
 Phone R-1170
 STOCKTON 6, CAL.—207 Don Burton Bldg., 111 So. San Joaquin St.—Phone 2-8981
 V. J. CHRISTENSEN..... District Freight and Passenger Agent
 H. C. DANER..... Traveling Freight and Passenger Agent
 TACOMA 2, WASH.—City Ticket Office, 114 South Ninth St.—Phone Broadway 2875
 J. R. LIVSEY..... General Agent
 H. A. JOHNSTON..... City Passenger Agent
 PERRY A. COLE..... Traveling Passenger Agent
 L. E. TOMPKINS..... Traveling Freight and Passenger Agent
 TORONTO, ONT.—201-2 Canadian Pacific Bldg., 69 Yonge St.—Phone Elgin 7339
 W. W. CRIGHTON..... General Agent
 TULSA 3, OKLA.—823 Kennedy Bldg., 321 South Boston St.— Phone 26559
 L. B. BRADLEY..... General Agent
 M. B. HARDIN..... Traveling Freight and Passenger Agent
 WALLA WALLA, WASH.—1st Nat'l Bank Bldg., 2nd & Alder Sts.— Phone 30
 J. H. CUNNINGHAM..... General Agent
 L. E. MCHARGUE..... City Freight and Passenger Agent
 J. I. PURDY..... Traveling Freight and Passenger Agent
 WASHINGTON 5, D.C.—600 Shoreham Bldg., 15th and H Sts., N. W.—
 HOWARD B. BLANCHARD..... Washington Representative
 R. T. PAYNE..... General Agent
 RAY C. HARTEL..... District Passenger Agent
 K. H. CARTER..... City Passenger Agent
 W. M. TINDER..... City Passenger Agent
 WINSTON-SALEM 3, N. C.—632 Reynolds Bldg., 4th and Main Sts.— Phone 4881
 D. R. WALKER..... Traveling Freight and Passenger Agent
 YAKIMA, WASH.—Union Pacific Building, 104 W. Yakima Ave.— Phone 4181
 V. E. BUCHANAN..... General Agent
 D. A. WILMARTH..... Traveling Freight and Passenger Agent

F. W. ROBINSON, Senior Vice-President

A. J. SEITZ, Assistant Vice-President
 OMAHA 2, NEBRASKA

C. J. COLLINS
 General Passenger Traffic Manager
 OMAHA 2, NEBR.

W. T. BURNS
 General Freight Traffic Manager
 OMAHA 2, NEBR.

Protect Your Luggage

Ask for this free label at Ticket Offices or Baggage Counters

THE PERMANENT ADDRESS OF THE OWNER
 OF THIS PROPERTY IS

Name.....
 Street.....
 City.....
 State.....

IDENTIFY YOUR BAGGAGE

This label may either be pasted permanently to the inside or outside of your baggage, or placed among the contents. If your baggage is misplaced or lost, you will find this identification helpful in having it returned.

Help Us Help You in Locating Your Baggage if it Becomes Misplaced