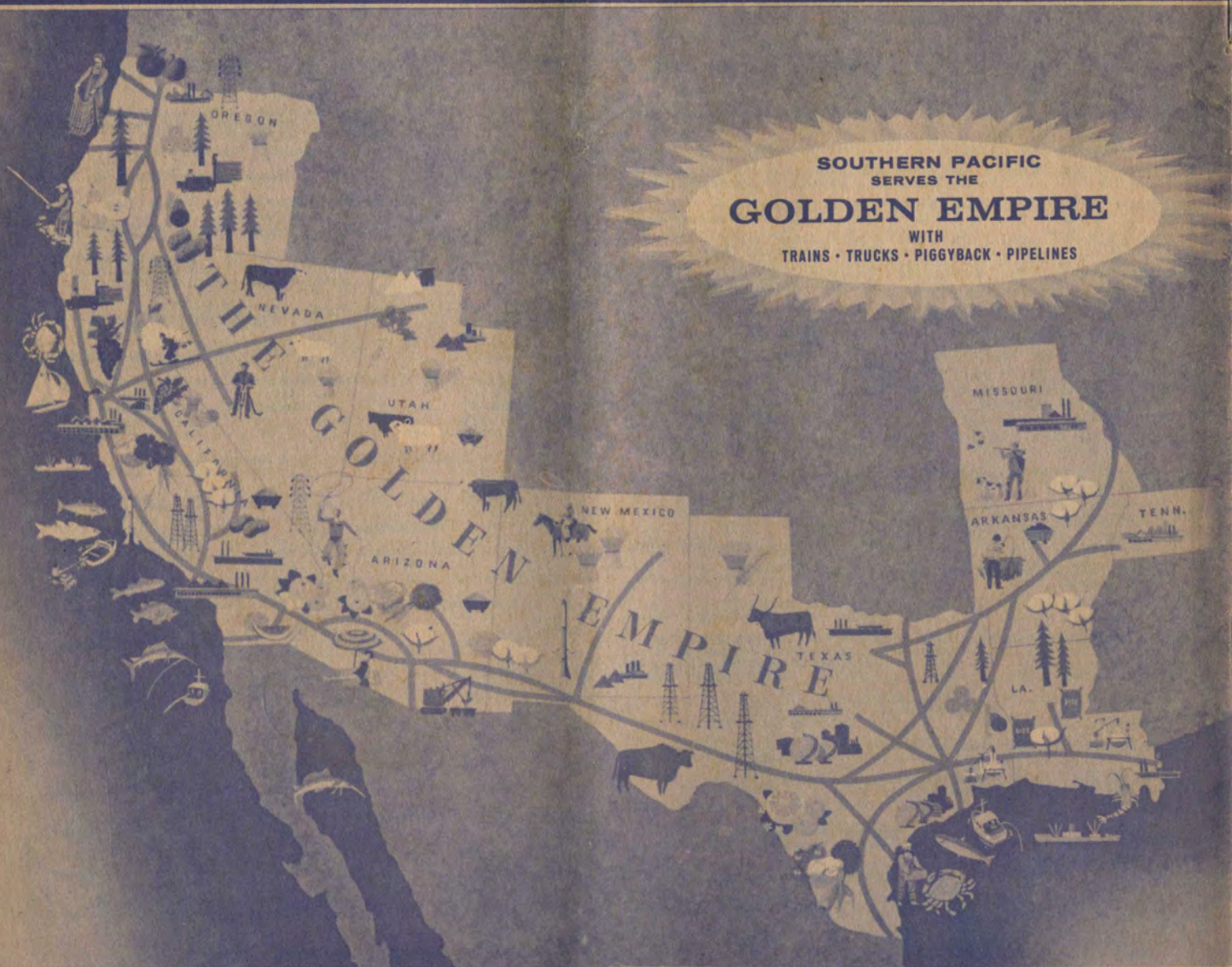


Southern Pacific

PASSENGER TRAIN SCHEDULES

Southern Pacific

PASSENGER TRAIN SCHEDULES



SOUTHERN PACIFIC
SERVES THE

GOLDEN EMPIRE

WITH
TRAINS • TRUCKS • PIGGYBACK • PIPELINES

EFFECTIVE APRIL 24, 1960

EFFECTIVE APRIL 24, 1960



SIGHT-SEEING PEOPLE



Plan a trip west on one of Southern Pacific's great streamliners. The *Sunset* (shown above) between New Orleans and Los Angeles and the *Golden State* (Chicago-Los Angeles) travel the low altitude route through New Mexico and Arizona. Or take the *City of San Francisco*—fastest thing on wheels between Chicago and San Francisco—via the direct, historic Overland Route.



SITE-SEEKING INDUSTRIES



New industrial plants are continuing to locate at a brisk clip along Southern Pacific lines. By supplying these site-seeking industries with vital information on local communities, resources, terrain and transportation in the West and Southwest, S. P. has shared importantly in building the productivity and vitality of the fabulous "Golden Empire."

SUGGESTIONS FOR READING YOUR TIME TABLE

Find the station in which you are interested, in the alphabetically arranged station index (pages 3, 4) and turn to the table or tables indicated. Numbers shown refer to table numbers and not page numbers.

All trains operate daily except where otherwise indicated. Time from 12:01 midnight to 12:00 noon (A.M. time) is shown in light faced figures; time from 12:01 noon to 12:00 midnight (P.M. time) is shown in dark faced figures.

Note carefully any symbols in the schedule columns and their explanation in the reference notes on each page; they indicate exceptions.

In time tables where stations are in middle column, with time on both sides, read the figures down on the left and up on the right.

Condensed schedules are of assistance in planning local and extended trips on the Southern Pacific and connecting lines. A statement of accommodations provided, such as sleeping cars, dining cars, lounge cars, chair cars, coaches, etc., of through trains is shown in connection with condensed tables.

If further information is desired, any Southern Pacific Agent or representative will be glad to assist you.

All schedules subject to change without notice.

GENERAL INDEX

TRAIN NAME INDEX

★—INDICATES STREAMLINER

Name	Train Numbers	Page
★ Cascade	11, 12	19, 20
★ City of San Francisco	101, 102	13, 14
★ Coast Daylight	98, 99	21, 22
★ Daylight, Coast	98, 99	21, 22
★ Daylight, Sacramento	53, 54	21, 23
★ Daylight, San Joaquin	51, 52	21, 23
★ Daylight, Shasta	9, 10	19, 20
★ Del Monte	77, 78	22
El Dorado	247, 248	24
★ Golden State	3, 4	6, 7, 8, 9, 10
★ Lark	76, 76	21, 22
★ Overland, San Francisco	27, 28	13, 14
Owl (San Francisco-Los Angeles)	57, 58	21, 23
★ Redwood	3, 4	24
★ Sacramento Daylight	53, 54	21, 23
★ San Francisco Overland	27, 28	13, 14
★ San Joaquin Daylight	51, 52	21, 23
Senator	223, 224	24
★ Shasta Daylight	9, 10	19, 20
★ Sunset	1, 2	5, 7, 8, 9, 10
★ West Coast	59, 60	21, 23

CONDENSED TRAIN SCHEDULES

Schedule	Page
SUNSET ROUTE	
New Orleans, Houston, San Antonio, El Paso, Phoenix, Tucson, Los Angeles	5
GOLDEN STATE ROUTE	
Chicago, Minneapolis, St. Louis, Kansas City, El Paso, Phoenix, Tucson, Los Angeles	6
OVERLAND ROUTE	
Chicago, Omaha, St. Louis, Kansas City, Ogden, Reno, Sacramento, San Francisco	13
SHASTA ROUTE	
Seattle, Tacoma, Portland, Sacramento, Oakland, San Francisco, Los Angeles	19

DETAILED TRAIN SCHEDULES

Schedule	Page
SUNSET ROUTE	
Westbound	
New Orleans, Houston, San Antonio, El Paso, Tucson, Phoenix, Los Angeles, San Francisco	7, 8
Eastbound	
San Francisco, Los Angeles, Phoenix, Tucson, El Paso, San Antonio, Houston, New Orleans	9, 10
GOLDEN STATE ROUTE	
Westbound	
Chicago, El Paso, Tucson, Phoenix, Los Angeles	7, 8
Eastbound	
Los Angeles, Phoenix, Tucson, El Paso, Chicago	9, 10
OVERLAND ROUTE	
Chicago, Omaha, Ogden, Reno, Sacramento, Oakland, San Francisco	14
SHASTA ROUTE	
Portland, Eugene, Klamath Falls, Medford, Redding, Sacramento, Oakland, San Francisco	20
COAST LINE	
Los Angeles, Santa Barbara, Del Monte, Monterey, Santa Cruz, San Jose, San Francisco	22, 24
SAN JOAQUIN VALLEY LINE (Yosemite Park Route)	
Los Angeles, Bakersfield, Fresno, Stockton, Sacramento, San Francisco	23, 24

LOCAL TRAIN SCHEDULES

Schedule	Page
ARIZONA LINES	8, 9, 12
CALIFORNIA LINES	
San Francisco, Sacramento	24
San Francisco, Palo Alto, San Jose	25, 26
San Francisco, Los Gatos, Santa Cruz	24
San Francisco, Del Monte, Monterey, Pacific Grove	22
LOUISIANA AND TEXAS LINES	7, 10, 12
MEXICO LINES	12
NEVADA LINES	14, 18
NEW MEXICO LINES	7, 8, 9, 10, 12
OREGON LINES	18, 20
UTAH LINES	14
NORTHWESTERN PACIFIC RAILROAD	24
REDWOOD EMPIRE	24

MISCELLANEOUS

Item	Page
Station Index	3, 4
Southern Pacific Traffic Officers and Agents	30, 31
Map of the United States	16, 17
General Information	27
Carlsbad Caverns National Park	12
Railroad Fares	23
Pullman Fares	23
Special Service Charge—Coach Seats	23

MILES OF ROAD OPERATED IN 1959
Southern Pacific and Affiliated Companies... 14,737

GENERAL OFFICES SOUTHERN PACIFIC LINES

San Francisco 5, California	Southern Pacific Building
Houston 1, Texas, 913 Franklin Ave.	Southern Pacific Building
El Paso, Texas	Southern Pacific Building
Phoenix, Arizona	727 Security Building
New York City 6, New York	165 Broadway
New Orleans 12, La.	149 Girod St.
New Orleans 13, La.	Union Passenger Terminal
Los Angeles 14, California	Pacific Electric Building
Chicago 3, Illinois	(Room 1673), 140 So. Dearborn St.
Oakland 12, California	600 Tribune Tower
Portland 4, Oregon	Pacific Building

STATION INDEX

★—INDICATES RAIL-AUTO SERVICE AVAILABLE AT THESE POINTS

Table No.	Table No.	Table No.	Table No.	Table No.	Table No.	Table No.
Marion, Tex. 5, 19	N	Oregon City, Ore. 62, 63	Red House, Nev. 46	San Jose, Cal.★	Stockton, Cal.★	Vancouver, B. C.★
Mariposa Big Trees, Cal. 69		Orland, Cal. 62, 63	Redlands, Cal. 10, 15	Sunset and Golden State Routes 11, 13	Overland Route 45, 46 49, 60, 61
Marshall, Tex. 22		Naco, Ariz. 8, 17	Orgrande, N. M. 7, 20	Redwood City, Cal. 70, 71, 86, 87	Shasta Route 64	Vancouver, Wash. 48
Martinez, Cal. 45, 46		Nacozari, Mex. 34	Oxnard, Cal. 70, 71	Redwood Empire Tour 79	San Joaquin Valley 69, 75, 76	Vasona Jct., Cal. 81
Overland Route. 45, 46		Nampa, Ida. 52		Reno, Nev.★ 43, 44	Strathmore, Cal. 85	Vaughn, N. M. 7, 20
Shasta Route. 60, 61, 62, 63, 65		Naples, Cal. 70, 71		45, 46, 53, 54, 55	Sugar Bowl, Cal. 45, 46	Ventura, Cal. 68, 70, 71, 84
San Joaquin Valley		Nashville, Tenn. 47		Richfield, Cal. 62, 63	Sugar Land, Tex. 5, 19	Verdi, Nev. 45, 46
..... 69, 75, 76, 77		Newcastle, Cal. 45, 46		Richmond, Cal.★	Suisun-Fairfield, Cal. 45, 46; 62, 63, 77	Victoria, B. C.★ 49
Marysville, Cal. 66		New England Mills, Cal. 45, 46		Overland Route. 45, 46	San Mateo, Cal. 70, 71, 86, 87	Vinton, La. 5, 19
Mastodon, N. M. 8		Newhall, Cal. 75, 76		Shasta Route. 62, 63	Santa Cruz, Cal.★	Visalía, Cal. 69
Maxwell, Cal. 62, 63		New Iberia, La. 5, 19		San Joaquin Valley	San Miguel, Cal. 70, 71	
Mazatlan, Mex. 25		New Kirk, N. M. 7, 20	 69, 75, 76, 77	San Rafael, Cal. 78	
McArthur, Cal. 59		Newman, Cal. 75, 76		Richmond, Ind. 47	San Simon, Ariz. 8, 17	
McCloud, Cal. 58		Newman, N. M. 7, 20		Richmond, Va. 47	Santa Barbara, Cal.★	
McCredie Springs, Ore. 62, 63		New Orleans, La.★		Rillito, Ariz. 8, 17	Sunset Route 11, 13	
..... 52	 1, 2, 5, 19		Roanoke, La. 5, 19	Coast Line. 68, 70, 71	
McDermitt, Nev. 52		New York, N. Y. 1, 2, 3, 4, 10, 15, 35, 36		Rock Island, Ill. 7, 20	Santa Clara, Cal. 86, 87	
McFarland, Cal. 75, 76	 1, 2, 3, 4, 10, 15, 35, 36		Rodeo, N. M. 8, 17	Santa Cruz, Cal.★	
McGill, Nev. 52		Palm Springs Village. 36		Roseburg, Ore. 67 11, 13, 74	
McKees, Tex. 6, 18		Palo Alto, Cal.★ 11, 13, 68, 70, 71, 86, 87		Rosenberg, Tex. 5, 19	Santa Margarita, Cal. 70, 71	
McNary, Tex. 6, 18	Pantano, Ariz. 17		Rosenfeld, Tex. 6, 18	Santa Rosa, Cal. 78		
McPherson, Kan. 7, 20	Pasadena, Cal.★		Roseville, Cal. 45, 46	Santa Rosa, N. M. 7, 20		
Mecca, Cal. 10, 15 1, 2, 3, 4, 10, 15		Roy, N. M. 27	Santa Susana, Cal. 70, 71		
Medford, Ore.★	Paso Robles, Cal. 70, 71			Saugus, Cal. 75, 76		
..... 56, 57, 60, 61, 67	Pastura, N. M. 7, 20			Savanna, Ill. 43, 44		
Memphis, Tenn. 1, 2, 3, 4, 7, 20, 22	Patterson, Cal. 75, 76			Schertz, Tex. 5, 19		
Mendota, Cal. 75, 76	Patterson, La. 5, 19			Schriever, La. 5, 19		
Menlo Park, Cal. 86, 87	Paul Ave., Cal. 86, 87			Schulenburg, Tex. 5, 19		
Merced, Cal.★	Pendleton, Ore. 50			Scott, La. 5, 19		
..... 64, 69, 75, 76	Penryn, Cal. 45			Scotia, Cal. 78		
Mermentau, La. 5, 19	Petaluma, Cal. 78			Seaside, Cal. 70, 71, 74		
Mesa, Ariz. 8, 17	Philadelphia, Pa. 1, 2, 47			Seattle, Wash.★		
Mescal, Ariz. 8, 17	Phoenix, Ariz.★		 48, 49, 60, 61		
Metz, Cal. 70, 71 1, 2, 3, 4, 8, 17			Seco, Tex. 6, 18		
Mexico City, Mex. 25, 26	Picacho, Ariz. 8, 17			Seguin, Tex. 5, 19		
Miami, Ariz. 31	Pima, Ariz. 31			Selma, Cal. 75, 76		
Miami, Fla. 1, 2	Pismo, Cal. 70, 71			Sentinel, Ariz. 8, 17		
Midland, La. 5, 19	Pittsburg, Cal.★ 75, 76			Sequoia Natl. Park, Cal. 69		
Millbrae, Cal. 86, 87	Pittsburgh, Pa. 47			Shasta Dam 58		
Mill City, Nev. 45, 46	Pocatello, Ida. 50			Shasta Springs, Cal. 62, 63		
Minneapolis, Minn. 3, 4, 7, 20	Pomona, Cal.★ 10, 15			Shoshone, Ida. 50		
Modesto, Cal.★	Port Chicago, Cal. 75, 76			Shumla, Tex. 6, 18		
..... 69, 75, 76	Port Costa, Cal. 77			Sierra Blanca, Tex. 6, 18		
Mohawk, Ariz. 8, 17	Porterville, Cal. 85			Small, Tex. 6, 18		
Mojave, Cal. 75, 76	Portland, Ore.★			Soda Springs, Cal. 45, 46		
Monolith, Cal. 75, 76 48, 50, 60, 61, 62, 63			Soledad, Cal. 70, 71		
Montalvo, Cal. 70, 71	Promontory Point, Utah			Solomon, Ariz. 31		
Monta Vista, Cal. 81 45, 46			South Fork, Cal. 78		
Montello, Nev. 45, 46	Pueblo, Colo. 7, 20			South San Francisco, Cal. 86, 87		
Monterey, Cal.★	Puente, Cal. 10, 15			Sparks, Nev. 45, 46		
..... 11, 13, 70, 71, 74, 82	Pumpville, Tex. 6, 18			Spofford, Tex. 6, 18		
Montgomery, Ala. 1, 2				Spokane, Wash.★		
Montgomery Creek, Cal. 59			 48, 60, 61		
Montoya, N. M. 7, 20				Springfield, Ill. 47		
Montreal, Que. 47				Springfield, Ore. 62, 63		
Moorpark, Cal. 70, 71				Stanford University—		
Morgan City, La. 5, 19				See Palo Alto, Cal.		
Morganhill, Cal. 70, 71				St. Louis, Mo.		
Mosquero, N. M. 27				Sunset Route		
Mountain View, Cal. 86, 87			 1, 2, 22		
Mt. Shasta, Cal. 58, 62, 63, 67				Golden State Route		
Myrtle Creek, Ore. 67			 3, 4, 7, 20		
				Overland Route		
			 43, 44, 45, 46, 47		
				St. Paul, Minn.		
			 3, 4, 7, 20		
				Steins, N. M. 8, 17		

Times Shown Below Are STANDARD TIME

SUNSET ROUTE

NEW ORLEANS - HOUSTON - SAN ANTONIO - EL PASO - SOUTHERN ARIZONA - LOS ANGELES

Table 1 WESTBOUND				Table 2 EASTBOUND				EXTRA FARES—"SUNSET"		
		Sunset No. 1 Daily Example	No. 5 Daily Example			Sunset No. 2 Daily Example	No. 6 Daily Example	Example Fares Between	CoachClass (One-Way)	First Class (One-Way)
Lv NEW ORLEANS (C.T.)	S.P.	10:00	Sa	10 30	Sa	Lv LOS ANGELES (P.T.)	S.P.	8 00	Su	
Lv Lafayette	"	1 45	Su	3 10	Sa	Lv Alhambra (Pasadena)	"	8 20	Su	
Lv Beaumont	"	5 25	Su	6 49	Sa	Lv West Palm Springs	"	2 40	Su	
Ar Houston	"	7 15	Su	8 45	Sa	(Palm Springs Station)	"	10 33	Su	
Lv San Antonio (C.T.)	"	12 05	Su			Lv Yuma (M.T.)	"	11 20	Mo	
Ar El Paso (M.T.)	"	11 45	Su			Lv Maricopa	"	5 55	Mo	
						Lv Phoenix	"	6 37	Mo	
Lv Dallas (C.T.)	T.&P.	8 10	Su			Lv Chandler	"	8 30	Mo	
Lv Fort Worth	"	9 50	Su			Lv Tucson	"	10 39	Mo	
Ar El Paso (M.T.)	"	10 45	Su			Lv Bisbee Jct.	"	11 20	Mo	
						Lv Douglas	"			
Lv El Paso (M.T.)	S.P.	12 25	Mo			Lv Lordsburg	"			
Lv Deming	"	2 03	Mo			Lv Deming	"	3 05	Mo	
Lv Lordsburg	"	3 10	Mo			Ar El Paso (M.T.)	"			
Lv Douglas	"	↓								
Lv Bisbee Jct.	"	6 50	Mo			Lv El Paso (M.T.)	T.&P.	3 25	Mo	
Lv Tucson	"	8 27	Mo			Ar Fort Worth (C.T.)	"	6 10	Tu	
Lv Chandler	"	9 35	Mo			Ar Dallas (C.T.)	"	7 30	Tu	
Lv Phoenix	"	11 35	Mo							
Lv Maricopa	"					Lv El Paso (M.T.)	S.P.	3 35	Mo	
Lv Yuma (P.T.)	"	2 13	Mo			Lv San Antonio (C.T.)	"	5 01	Tu	
Ar West Palm Springs	"	4 45	Mo			Lv Houston	"	9 25	Tu	8 45
(Palm Springs Station)	"	6 05	Mo			Lv Beaumont	"	11 04	Tu	10 47
Ar Alhambra (Pasadena)	"					Ar NEW ORLEANS (C.T.)	"	6 30	Tu	7 20
Ar LOS ANGELES (P.T.)	"									

Effective June 1st - Seat Reservations in "Sunset" Chair Cars (Trains 1 and 2) required

CONNECTING SERVICE

Lv New York (E.T.)	Penn.	1 30	Fr	8 30	Th	Lv Bisbee	(Bus)	10 04	Mo	
Lv Philadelphia (North)	"	3 00	Fr	10 07	Th	Ar Bisbee Jct.	"	10 29	Mo	
Lv Washington, D.C.	Sou.Ry.	6 10	Sa	3 00	Mo					
Lv Atlanta	A.&W.P.	8 25	Sa	7 30	Fr	Lv New Orleans (C.T.)	L.&N.	5 50	Tu	9 00
Lv Montgomery (C.T.)	L.&N.	12 05	Sa	11 15	Fr	Lv Montgomery (C.T.)	A.&W.P.	2 20	We	6 45
Ar New Orleans (C.T.)	"	7 20	Sa	8 30	Sa	Lv Atlanta (E.T.)	Sou.Ry.	9 00	We	12 35
						Lv Washington, D.C.	Penn.	1 50	Th	3 50
Lv New York (E.T.)	Penn.	4 30	Fr	7 30	Th	Lv Philadelphia (North)	"	4 40	Th	6 25
Lv Philadelphia (North)	"	6 55	Fr	8 58	Th	Ar New York (E.T.)	"	6 25	Th	8 00
Lv Washington, D.C.	Sou.Ry.	9 00	Fr	11 55	Th					
Lv Chattanooga (E.T.)	"			6 00	Fr	Lv New Orleans (C.T.)	Sou.Ry.	7 30	We	9 00
Lv Atlanta (E.T.)	"	10 30	Sa			Lv Birmingham (C.T.)	"	2 50	We	7 30
Lv Birmingham (C.T.)	"	1 45	Sa	9 00	Fr	Lv Atlanta (E.T.)	"	8 05	We	
Ar New Orleans (C.T.)	"	9 20	Sa	6 35	Sa	Lv Chattanooga (E.T.)	"			12 20
						Lv Washington, D.C.	Penn.	9 40	Th	7 55
Lv Chicago (C.T.)	I.C.	7 45	Fr	4 30	Fr	Lv Philadelphia (North)	"	12 01	Th	10 19
Lv St. Louis	"	10 17	Fr	6 45	Th	Ar New York (E.T.)	"	1 30	Th	11 50
Lv Memphis	"	5 15	Fr	1 50	Sa					
Ar New Orleans (C.T.)	"	12 25	Sa	9 00	Sa	Lv New Orleans (C.T.)	I.C.	7 10	We	5 00
						Ar Memphis (C.T.)	"	1 50	We	11 45
Lv Cincinnati (E.T.)	Sou.Ry.	9 30	Fr	8 45	Fr	Ar St. Louis (C.T.)	"	8 40	We	7 40
Ar New Orleans (C.T.)	"	9 20	Sa	6 35	Sa	Ar Chicago (C.T.)	"	11 40	We	9 30
Lv Cincinnati (E.T.)	L.&N.	9 00	Fr	7 05	Fr	Lv New Orleans (C.T.)	L.&N.	9 15	We	9 00
Ar New Orleans (C.T.)	"	8 30	Sa	3 40	Sa	Ar Cincinnati (E.T.)	"	8 00	Th	9 30
Lv Miami (E.T.)	SAL.	9 00	Fr			Lv New Orleans (C.T.)	L.&N.	5 50	We	9 00
Lv Jacksonville	SAL.	5 00	Fr			Ar Jacksonville (E.T.)	SAL.	9 00	Th	5 30
Ar New Orleans (C.T.)	L.&N.	8 30	Sa			Ar Miami (E.T.)	SAL.	4 45	Th	8 35

TRAINS 1-2 STREAMLINER SUNSET - EXTRA FARE

Full Lounge Car: New Orleans-Los Angeles. (Shower bath and valet service.)
 Sleeping Cars: New Orleans-Los Angeles. (Roomettes, Bedrooms, Compartments, Drawing Rooms.)
 Dallas-Los Angeles. Westbound on T. & P. No. 1 to El Paso; Eastbound on T. & P. No. 8 to Dallas. (Roomettes, Bedrooms.)
 Chair Cars: New Orleans-Los Angeles.
 El Paso-Los Angeles.
 Reclining leg rest seats. Pillow service available at nominal charge. Reserve seats in advance.
 Dining Car: New Orleans-Los Angeles.
 Hamburger Grill Lounge Car: El Paso-Los Angeles (For Chair Car Passengers). During summer season operates New Orleans-Los Angeles.
 News Agent Service.
 Baggage: No checked baggage service Train No. 1 to or from Deming, Lordsburg, Wilcox and Benson.

TRAINS 5-6

Chair Cars: New Orleans-Houston. Pillow service available at nominal charge.
 Meal stop Westbound at Lafayette.

(10% Federal Tax not included)
 Examples of fares shown are for adults; half of adult extra fare for children 5 years of age and under 12. No charge for children under 5 when accompanied by parent or guardian.

All P.M. time in dark faced figures.
 E.T.—Eastern Standard Time.
 C.T.—Central Standard Time.
 M.T.—Mountain Standard Time.
 P.T.—Pacific Standard Time
 —On Call Taxi Service available to holders of tickets reading between El Paso and Los Angeles or points beyond, without charge between Alhambra Station and Southeast corner of Colorado Street and Arroyo Parkway, Pasadena, Consult Agent for details.

e—Open for occupancy 9.30 P.M.
 f—Stops on flag to entrain pay passengers for Colton or beyond; also detrain from El Paso or beyond.
 e—Stops on flag to entrain pay passengers for El Paso or beyond; also detrain from Colton or beyond.
 f—Flag stop to entrain or detrain passengers.

Times Shown Below Are STANDARD TIME

GOLDEN STATE ROUTE

CHICAGO - (MINNEAPOLIS) - KANSAS CITY - EL PASO - SOUTHERN ARIZONA - LOS ANGELES

Table 3 WESTBOUND	Golden State No. 3 Daily Example		No. 39 Daily Example		Table 4 EASTBOUND	Golden State No. 4 Daily Example		No. 40 Daily Example		EXTRA FARES—"GOLDEN STATE" Example Fares Between				
												Coach Class (One-Way)	First Class (One-Way)	
Lv CHICAGO (C.T.) □	R.I.	1 00	Su	8 20	Su	Lv LOS ANGELES (P.T.)	S.P.	1 30	Su	1 00	Mo	Los Angeles—Chicago	\$3.50	\$7.50
Ar Kansas City	"	9 45	Su	7 55	Mo	Lv Alhambra (Pasadena) ■	"	1 50	Su			Los Angeles—El Paso	2.00	5.50
Lv Minneapolis	R.I.	11 30	Su	8 25	Su	Lv West Palm Springs (Palm Springs Station)	"	4 05	Su	8 00	Mo	Los Angeles—Kansas City	3.50	7.50
Lv St. Paul	"	12 01	Su	9 05	Su	Lv Yuma (M.T.)	"	8 10	Su	11 40	Mo	Los Angeles—Phoenix	1.50	4.00
Ar Kansas City	"	9 25	Su	8 00	Mo	Lv Tucson	"	11 30	Su	2 30	Mo	Los Angeles—Tucson	1.50	4.00
Lv Kansas City	R.I.	10 15	Su	9 00	Mo	Lv Bisbee Jct.	"	2 05	Mo	6 25	Mo	Phoenix—Chicago	2.75	6.00
Lv Topeka	"	11 34	Su	10 20	Mo	Lv Douglas	"	↓		9 30	Mo	Phoenix—Kansas City	2.75	6.00
Lv Dalhart	"	7 55	Mo	8 05	Mo	Lv Lordsburg	"	6 05	Mo	8 45	Mo	Tucson—Chicago	2.50	6.00
Ar Tucumcari (C.T.)	"	9 30	Mo	10 00	Mo	Lv Douglas	"	8 45	Mo	10 30	Mo	Tucson—Kansas City	2.50	6.00
Lv Tucumcari (M.T.)	S.P.	8 45	Mo	9 45	Mo	Ar Tucumcari (M.T.)	"	3 05	Mo	5 10	Tu	Tucson—Kansas City	2.50	6.00
Ar El Paso	"	2 25	Mo	4 00	Tu	Lv Tucumcari (C.T.)	R.I.	4 11	Mo	6 55	Tu	Los Angeles—Chicago	(10% Federal Tax not included)	
Lv El Paso	"	2 50	Mo	5 00	Tu	Lv Dalhart	"	6 38	Mo	8 55	Tu	Examples of Fares shown are for adults, half of adult extra fare for children 5 years of age and under 12. No charge for children under 5 when accompanied by parent or guardian.		
Lv Douglas	"	6 55	Mo	↓		Lv Topeka	"	12 57	Tu	6 04	Tu	All P.M. time in dark faced figures.		
Lv Bisbee Jct.	"	7 25	Mo	6 30	Tu	Ar Kansas City	"	2 15	Tu	7 45	Tu	P.T.—Pacific Standard time.		
Lv Deming	"	↓		8 05	Tu	Lv Kansas City	R.I.	9 30	Tu	8 45	Tu	M.T.—Mountain Standard time.		
Lv Lordsburg	"	9 45	Mo	11 55	Tu	Ar St. Paul	"	6 45	Tu	8 00	We	C.T.—Central Standard time.		
Lv Tucson	"	12 45	Tu	2 55	Tu	Ar Minneapolis	"	7 30	Tu	8 45	We	Trains 39-40. Chair car only. No meal service. No checked baggage service to Indio, Lordsburg, Deming, Alamogordo or Carrizozo.		
Lv Phoenix	"	2 40	Tu	5 20	Tu	Lv Kansas City	R.I.	2 40	Tu	8 50	Tu	On Call Taxi Service available to holders of tickets reading between El Paso and Los Angeles or points beyond, without charge between Alhambra Station and Southeast corner of Colorado Street and Arroyo Parkway, Pasadena, Consult Agent for details.		
Lv Yuma (P.T.)	"	2 40	Tu			Ar St. Louis	M.P.	7 15	Tu	11 55	Tu	Stops on flag to entrain pay passengers for Alhambra or beyond; also detrain from Phoenix or beyond.		
Ar West Palm Springs (Palm Springs Station)	"	5 25	Tu			Ar St. Louis (C.T.)	Wab.	7 15	Tu			Stops on flag to entrain pay passengers for Phoenix or beyond; also detrain from Alhambra or beyond.		
Ar Alhambra (Pasadena) ■	"	8 10	Tu			Lv Kansas City	R.I.	2 40	Tu	7 35	We	Flag stop to entrain or detrain passengers.		
Ar LOS ANGELES (P.T.)	"	8 30	Tu	11 00	Tu	Ar CHICAGO (C.T.) □	"	11 55	Tu					

CONNECTING SERVICE

Lv St. Louis (C.T.)	M.P.	4 00	Su	11 17	Su	Lv Tucumcari (C.T.)	R.I.			7 00	Tu
Ar Kansas City	"	9 00	Su	6 45	Mo	Ar Oklahoma City	"			5 15	Tu
Lv St. Louis	Wab.	4 05	Su			Ar Little Rock	"			2 45	We
Ar Kansas City	"	8 55	Su			Ar Memphis	"			5 30	We
Lv Memphis (C.T.)	R.I.			10 00	Su	Lv Kansas City	M.P.	7 15	Tu	11 55	Tu
Lv Little Rock	"			12 45	Mo	Ar St. Louis	"	12 15	Tu	7 13	We
Lv Oklahoma City	"			11 00	Mo	Lv Kansas City	Wab.	7 15	Tu		
Ar Tucumcari (C.T.)	"			9 30	Mo	Ar St. Louis (C.T.)	"	12 13	Tu		
Lv Bisbee Jct. (Bus)		7 30	Mo								
Ar Bisbee		7 50	Mo								

TRAINS 3-4 STREAMLINER GOLDEN STATE EXTRA FARE

Full Lounge Car: Chicago-Los Angeles. (For Pullman passengers.)
 Sleeping Cars: Chicago-Los Angeles. (Roomettes, Bedrooms, Compartments, Drawing Rooms).
 Chicago-Phoenix. (Bedrooms, Compartments, Drawing Rooms.) Occupancy at Phoenix until 7:30 AM.
 Chicago-Phoenix. (Returns from Tucson.) (Bedrooms, Compartments, Drawing Rooms.) Occupancy at Phoenix until 7:30 AM. Occupancy at Tucson 9:00 PM.
 Minneapolis-Los Angeles. (On R.I. No. 17 to Kansas City; R.I. No. 18 to Minneapolis.) (Roomettes, Bedrooms).
 Chair Cars: Chicago-Los Angeles. (Reclining leg rest seats. Reserve in advance.)
 Minneapolis-Los Angeles. (On R.I. No. 17 to Kansas City; R.I. No. 18 to Minneapolis.)
 Dining Car: Chicago-Los Angeles.
 Hamburger Grill Lounge Car: Chicago-Los Angeles. (For Chair Car passengers.)
 News Agent Service: Tucumcari-El Paso. Pillow Service.
 Baggage: Checked only to and from certain stations east of Tucumcari. Consult Agent.
 No checked baggage service Train No. 4 to or from Benson, Wilcox, Lordsburg and Deming. Nor on Trains Nos. 3-4 to or from Vaughn, Carrizozo and Alamogordo.



AMERICA'S
FAST
TRAINS
CARRY

RAILROAD
EXPRESS
AGENCY

SHIPMENTS
SAFE-SWIFT-SURE

Travel Relaxed

on the streamlined
GOLDEN STATE
between Los Angeles and Chicago

via the low altitude *Golden State Route*
through Palm Springs, Phoenix, Tucson,
El Paso and Kansas City.

- La Salle Street Station.....La Salle & Van Buren Sts. (Phone Wabash 2-3200)
- Union Station.....Canal, Adams & Jackson Sts. (Phone Franklin 2-6700)
- Central Station.....Roosevelt Road near Michigan Ave. (Phone Wabash 2-4811)
- Grand Central Station.....Harrison & Wells Sts. (Phone Harrison 7-0815)
- Dearborn Station.....Dearborn & Polk Sts. (Phone Harrison 7-7500)
- C.&N.W. Passenger Station....Madison, Canal & Clinton Sts. (Phone Dearborn 2-3850)

STOPPING AT CHICAGO?

Passengers holding through tickets, wishing to visit in Chicago and having three hours or more between trains, may, upon arrival in Chicago, deliver their hand baggage to Railroad Transfer, Inc., Agent or Stewardess and secure claim check for it. The baggage will be transferred to parcel room of the station from which departure will be made and should be claimed on presentation of claim check.

Charge for this service is the usual parcel checking fee plus a charge of 25 cents per piece.

Times Shown Below Are STANDARD TIME

SUNSET ROUTE

GOLDEN STATE ROUTE

NEW ORLEANS - HOUSTON - SAN ANTONIO - EL PASO

CHICAGO - KANSAS CITY - EL PASO

Table 5 WESTBOUND				Table 6 WESTBOUND				Table 7 WESTBOUND					
Elv.	Mls.	Sunset No. 1 Daily	No. 5 Daily	Elv.	Mls.	Sunset No. 1 Daily	Elv.	Mls.	Sunset No. 3 Daily	No. 39 Daily			
12	Lv NEW ORLEANS, LA. (C.T.)	0	10 00	661	Lv SAN ANTONIO	573	12 05	606	Lv CHICAGO, ILL. (C.T.)	CRI&P	0	1 00	8 20
12	Lv New Orleans (Carrollton Ave.)	2	10 05	631	Lv Macdona	591		609	Lv Englewood, Ill.	"	7	1 10	8 33
10	Lv East Bridge Junction	6	10 13	721	Lv Lacoste	598		570	Lv Rock Island, Ill.	"	181	3 55	1 00
10	Lv Mississippi River Bridge	11	10 29	778	Lv Noonan	605		779	Ar Kansas City, Mo.	"	495	9 45	7 55
9	Lv Boutte	25		992	Lv Dunlay	613		844	Lv MINNEAPOLIS, MINN.	CRI&P	0	11 30	8 25
13	Lv Des Allemands	33		870	Lv Hondo	F22		722	Lv St. Paul, Minn.	"	11	12 01	9 05
9	Lv Raceland Junction	41		1065	Lv D'Hanis	631		796	Lv Des Moines, Ia.	"	270	4 52	3 15
18	Lv Schriever	56	11 22	957	Lv Seco	636		779	Ar Kansas City, Mo.	"	489	9 25	8 00
11	Lv Morgan City	81	11 51	985	Lv Sabinal	643		457	Lv ST. LOUIS, MO.	M.P.	0	4 00	11 17
9	Lv Berwick	81		997	Lv Knippa	654		779	Ar Kansas City, Mo.	"	279	9 00	6 45
10	Lv Patterson	86		1102	Lv Uvalde	665	6 15	457	Lv ST. LOUIS, MO.	Wab.	0	4 05	
13	Lv Bayou Sale	97		975	Lv Hacienda	671		779	Ar Kansas City, Mo.	"	278	8 55	
11	Lv Franklin	102	12 15	1009	Lv Cline	683		457	Lv KANSAS CITY, MO.	CRI&P	495	10 15	9 00
14	Lv Baldwin	106		964	Lv Odlaw	689		779	Lv Topeka, Kan.	"	905	11 34	10 20
20	Lv Jeanerette	115		1064	Lv Anacacho	698		779	Lv Herington, Kan.	"	645	1 10	12 05
21	Lv New Iberia	126	12 50	964	Lv Spofford	706		779	Lv McPherson, Kan.	"	690	1 55	12 55
34	Lv Cade	133		955	Ar Del Rio	743	3 20	779	Lv Hutchinson, Kan.	"	718	2 30	1 35
39	Lv Broussard	139		1131	Lv Del Rio	743		779	Lv Liberal, Kan.	"	904	6 05	5 40
39	Lv LAFAYETTE	145	1 45	1545	Lv McKees	751		3130	Lv Guymon, Okla.	"	943	6 42	6 24
38	Lv Scott	150		1386	Lv Devil's River	757		3984	Ar DALHART, TEX. (C.T.)	"	1015	7 48	7 50
36	Lv Rayne	161		1413	Lv Bullis	763		5188	Lv DENVER, COLO. (M.T.)	C&S	0	7 50	12 45
26	Lv Crowley	167	1 2 16	1397	Lv Comstock	778		5991	Lv Colorado Springs, Colo.	"	74	9 38	2 27
20	Lv Midland	175		2106	Lv High Bridge (Pecos River)	792	4 20	4680	Lv Pueblo, Colo.	"	119	11 14	3 24
18	Lv Mermentau	181		2771	Lv Shumia	795		3980	Ar Dalhart, Tex. (C.T.)	F.W.&D.	360	6 44	9 49
31	Lv Jennings	186	1 2 43	3093	Lv Langtry	807		4082	Lv Dalhart, Tex.	CRI&P	1015	7 55	8 05
31	Lv Roanoke	191		3368	Lv Pumpville	820		4082	Ar TUCUMCARI, N. M. (C.T.)	CRI&P	1108	9 30	10 00
25	Lv Welsh	196		3663	Lv Pryden	849		262	Lv MEMPHIS, TENN.	CRI&P	0	10 00	10 00
25	Lv Iowa	207		3725	Ar Sanderson	871	6 02	267	Lv Little Rock, Ark.	"	132	12 55	12 45
19	Lv LAKE CHARLES	219	3 55	3881	Lv Sanderson	871	6 17	1194	Lv Oklahoma City, Okla.	"	487	11 00	11 00
20	Lv Lufphur	229		4042	Lv Emerson	879		1361	Lv El Reno, Okla.	"	513	11 58	12 10
17	Lv Vinton, Louisiana	242		4484	Lv Longfellow	887		3665	Ar Amarillo, Tex.	"	762	7 00	6 40
10	Lv Orange, Texas	257	4 49	5074	Lv Rosenfeld	896		4082	Ar Tucumcari, N. M. (C.T.)	"	875		9 30
22	Lv BEAUMONT	279	5 25	4694	Lv Tesnus	907		4082	Lv TUCUMCARI, N. M. (M.T.)	S.P.	1108	8 45	9 45
45	Lv Nome	299		4432	Lv Haymond	915	7 28	4324	Lv Montoya	"	1129		
60	Lv Devers	309		4432	Lv Marathon	931	8 12	4558	Lv Newkirk	"	1141		
34	Lv Liberty	321	1 6 13	4694	Lv Alpine	962		4837	Lv Cuervo	"	1150		
85	Lv Dayton	327		4432	Lv Paisano (Summit)	975		4605	Lv Santa Rosa	"	1167		
51	Lv Crosby	342		4519	Lv Marfa	988	8 50	5292	Lv Pastura	"	1188		
47	Lv HOUSTON	363	7 15	4432	Ar Valentine	1023		5951	Lv Vaughn	"	1210		
82	Lv Sugar Land	389		3942	Lv Valentine	1023		6275	Lv Duran	"	1225		
90	Lv Richmond	397		4281	Lv Lobo	1051		6671	Lv Corona	"	1245		
107	Lv Rosenberg	400	6 8 34	4519	Lv Hot Wells	1069		6122	Lv Ancho	"	1272		
117	Lv Tavener	411		4519	Lv Sierra Blanca	1092		5449	Ar Carrizozo (To Ft. Stanton)	"	1296	11 45	12 55
126	Lv East Bernard	416		4117	Lv Small	1108		5449	Lv Carrizozo	"	1296	11 51	1 05
156	Lv Lissie	426		3949	Lv Finlay	1114		4571	Lv Three Rivers	"	1323		
174	Lv Eagle Lake	432		3568	Lv McNary	1126		4448	Lv Tularosa	"	1340		
189	Lv Alleyton	445		3592	Lv Fort Hancock	1131		4333	Lv Alamogordo	"	1353	12 43	2 06
202	Lv Columbus	448		3616	Lv Tornillo	1149		4180	Lv Orogrande	"	1390		
234	Lv Glidden	451		3632	Lv Fabens	1155		4000	Lv Newman, N. M.	"	1419		
410	Lv Weimar	463		3664	Lv Clint	1162		3899	Lv Fort Bliss	"	1434		
345	Lv Schulenburg	471	c 9 48	3720	Lv Ysleta (C.T.)	1172		3719	Ar EL PASO, TEX. (M.T.)	"	1440	2 25	4 00
452	Lv Flatonia	484			Set watch back one hour								
367	Lv Waelder	495			Ar EL PASO, TEX. (M.T.)	1184	11 45						
456	Lv Harwood	508											
407	Lv Luling	517											
605	Lv Kingsbury	528											
550	Lv Seguin	538	e 10 53										
643	Lv Marion	549											
713	Lv Schertz	557											
712	Lv Randolph Field (Airport)	558											
712	Lv Converse	561											
661	Ar San Antonio, Tex.	573	11 35										

HERTZ RAIL-AUTO TRAVEL PLAN

Enjoy the restfulness of train travel to your destination . . . then use a new automobile for as long as you want it. Hertz Rail-Auto Service available at many Southern Pacific Stations.

Ask any S.P. ticket agent for details.

All P.M. time in dark faced figures.

↓—Does not stop.

#—Chair car only. No meal service.

C.T.—Central Standard Time.

M.T.—Mountain Standard Time.

—Open for occupancy 9:30 P.M.

↓—No. 1—Stops on flag at Rosenberg and Uvalde to entrain revenue passengers to El Paso and points west where scheduled to stop. Also stops at Uvalde to detrain passengers from Houston and beyond.

c—No. 1—Stops on flag at Schulenburg to entrain revenue passengers to San Antonio and points west where scheduled to stop. Also detrain revenue passengers from Houston and points beyond.

d—No. 5—Stops on flag between New Orleans and Houston to detrain revenue passengers on through tickets beyond New Orleans, also stops on flag between New Orleans and Vinton to entrain to points on SP west of Houston.

e—No. 1 stops on flag at Seguin to entrain revenue passengers to Del Rio and points west where scheduled to stop. Also stops to detrain revenue passengers from Houston and beyond.

f—Flag stop to entrain or detrain passengers.

g—No. 1—Stops on flag at Marathon to entrain revenue passengers for El Paso and points west where scheduled to stop. Also detrain revenue passengers from San Antonio and beyond.

h—Stops to entrain for west of Tucumcari; also detrain from Kansas City and beyond.

m—Meal Stop.

Times Shown Below Are STANDARD TIME

SUNSET ROUTE • GOLDEN STATE ROUTE

EL PASO - DEMING - DOUGLAS - TUCSON - PHOENIX - LOS ANGELES - OAKLAND - SAN FRANCISCO

Elev	Mls.	Golden State No. 3 Daily	Sunset No. 1 Daily	No. 39 Daily
3719	Lv EL PASO, TEX. (M.T.)	1184	2 50	12 25
4211	Lv Afton, N. M.	1221	2 50	5 00
4337	Lv Deming	1272	2 50	6 30
4493	Lv Gage	1292	2 50	6 30
4294	Ar Lordsburg	1332	3 00	7 50
4249	Lv Lordsburg	1332	3 10	8 05
4347	Lv Steins, N. M.	1351	3 10	8 05
3611	Lv San Simon, Ariz.	1366	4 31	
3761	Lv Bowie	1382	4 31	
4167	Lv Willcox	1406	4 31	
4231	Lv Cochise	1416	4 31	
4613	Lv Dragon	1426	4 31	
3580	Lv Benson	1447	5 28	
4064	Lv Mescal	1456	5 28	
3238	Lv Vail	1474	6 30	11 25
2386	Ar TUCSON, ARIZ.	1494	6 30	11 25
4113	Lv Mastadon, N. M.	15		
4063	Lv Columbus	73	4 10	
4518	Lv Hachita	117	4 45	
4405	Lv Animas	147	4 45	
4128	Lv Rodeo, N. M.	165	5 37	
4000	Lv Bernardino	194	7 30	
3979	Ar Douglas, Ariz.	217	7 30	
3979	Lv Douglas	217	7 30	
4686	Ar Bisbee Jct.	239	7 25	
4686	Lv Bisbee Jct. (Bus)	239	7 30	
5084	Ar Bisbee	247	7 50	
4686	Lv Bisbee (Bus)	0	6 50	
4686	Ar Bisbee Jct.	8	7 15	
4686	Lv Bisbee Jct.	239	7 25	
4592	Lv Naco	243	7 45	
4194	Lv Hereford	255	7 45	
4038	Lv Lewis Springs	265	7 45	
3862	Lv Fairbank	276	9 25	
4080	Lv Whetstone	295	9 25	
2386	Ar Tucson, Ariz.	340	9 25	
2386	Lv TUCSON, ARIZ.	1494	9 45	6 50
2057	Lv Rillito	1511	9 45	11 55
1606	Ar Picacho	1540	9 45	11 55
1606	Lv Picacho	0		
1425	Lv Coolidge	19	10 46	7 58
1214	Lv Chandler	51	11 15	8 27
1229	Lv Mesa	59	11 27	8 39
1161	Lv Tempe	66	11 27	8 39
1084	Ar Phoenix	75	12 15	9 15
1084	Lv PHOENIX	75	12 45	9 35
971	Lv Litchfield	91		2 25
888	Lv Buckeye	105		2 55
876	Lv Hassayampa	113		
535	Lv Hyder	158		
255	Ar Wellton	211		
1606	Lv Picacho	1540		
1562	Lv Eloy	1545		
1508	Lv Toltec	1550		
1395	Lv Casa Grande	1559		
1173	Lv Maricopa	1580		
736	Lv Gila	1622		
687	Lv Sentinel	1652		
494	Lv Aztec	1666		
540	Lv Mohawk	1686		
255	Lv Wellton	1708		
147	Ar YUMA, ARIZ. (M.T.)	1745	3 30	12 25
	<i>Set watch back one hour</i>			6 55
TRAIN NUMBERS		3	1	39

Elev	Mls.	S.J. Day-light No. 51 Daily	Owl No. 57 Daily	West Coast No. 59 Daily
147	Lv Yuma, Ariz. (P.T.)	0	11 40	1 20
45	Ar El Centro	59	1 20	7 55
2	Lv Calexico	0	12 50	9 35
11	Lv Heber	8	1 03	11 30
45	Lv El Centro	13	1 30	1 40
63	Lv Imperial	17	1 38	1 53
110	Lv Brawley	26	1 56	2 25
175	Lv Calipatria	34	1 56	2 55
121	Ar Niland	42	2 00	2 55
297	Ar Los Angeles	231	7 30	10 55

Tickets reading via Southern Pacific (Pacific Lines) will be honored by Western Greyhound Lines between all stations served jointly by both carriers.
All P.M. time in dark faced figures.
P.T.—Pacific Standard Time.
M.T.—Mountain Standard Time.
—Below Sea Level.

⊕—Bus service between San Francisco 3rd Street Station, and Oakland 16th St. Terminal via the Bay Bridge, affording a panoramic view of the San Francisco Bay area.
▲—W.G.L. Bus.
●—W.G.L. Station.
#—Trains 39-40. Chair car only. No meal service.
†—Arrives Sacramento 7:30 A.M.

—On Call Taxi service available to holders of tickets reading between El Paso and Los Angeles or points beyond, without charge between Alhambra Station and Southeast corner of Colorado Street and Arroyo Parkway, Pasadena. Consult Agent for details.

- Stops on flag to entrain pay passengers for Colton or beyond; also detrain from Bisbee Jct. or beyond.
- Stops on flag to entrain pay passengers for West Palm Springs or beyond; also detrain from Bisbee Jct. or beyond.
- Stops on flag to entrain or detrain revenue passengers.
- Stops on flag to entrain or detrain revenue passengers, provided Station Agent is advised prior to 2:20 PM date of departure.
- Stops on flag to entrain pay passengers for Colton or beyond; also detrain from east of El Paso.
- f—Flag stop to entrain or detrain passengers.
- #—Stops on flag to entrain pay passengers for Colton or beyond; also detrain from El Paso or beyond.
- k—Stops on flag to entrain pay passengers for Yuma or beyond; also detrain from Tucson or beyond.
- i—Stops on flag to detrain pay passengers from Wellton or beyond.
- j—Stops on flag to entrain pay passengers for Alhambra or beyond; also detrain from Wellton or beyond.
- k—Stops on flag to entrain pay passengers for Alhambra or beyond; also detrain from Phoenix or beyond.
- m—Stops on flag to entrain pay passengers for Colton or beyond.

Most convenient service to Imperial Valley points is available by detraining at Yuma westbound or Los Angeles eastbound using Western Greyhound Lines bus from Yuma or Los Angeles to destination. Rail tickets optionally honored. Rail and bus stations at Niland are located approximately one-half mile apart and only infrequent bus service is available from this point to Imperial Valley destinations.

Elev	Mls.	Golden State No. 3 Daily	Sunset No. 1 Daily	No. 39 Daily
147	Lv YUMA, ARIZ. (P.T.)	1745	2 40	11 35
121	Lv Niland	1811	3 45	12 40
191	Lv Salton	1840		
186	Lv Mecca	1854		
116	Lv Thermal	1860		
62	Lv Coachella	1864		
10	Lv Indio	1867	4 45	1 38
1135	Lv West Palm Springs (Palm Springs Station)	1895	5 25	2 13
1789	Lv Cabazon	1904		
2328	Lv Banning	1910		
2569	Lv Beaumont	1916	5 24	2 48
1316	Lv Redlands	1932		
1080	Lv Loma Linda	1935		
973	Lv Colton	1939	6 45	3 25
1090	Lv Bloomington	1943		
980	Lv Gausti	1954		
987	Lv Ontario (To Upland)	1958		
863	Lv Pomona	1964	7 15	4 05
327	Lv City of Industry	1977		
294	Lv Bassett	1981		
392	Lv El Monte	1983		
416	Lv San Gabriel	1987		
466	Ar Alhambra (Pasadena)	1990	8 10	4 45
297	Ar LOS ANGELES	1996	8 30	5 05

LOS ANGELES TO SAN FRANCISCO (Via Coast Line)

Elev	Mls.	Coast Day-light No. 99 Daily	S.F. Lark No. 75 Daily
297	Lv LOS ANGELES	1996	7 15
432	Lv Glendale	2002	7 35
15	Lv Santa Barbara	2099	9 30
240	Lv San Luis Obispo	2218	11 51
45	Ar Salinas	2352	2 34
45	Lv Salinas	0	▲2 45
91	Ar Ord	16	▲5 00
6	Ar Monterey	21	▲3 37
47	Ar Pacific Grove	24	▲3 50
45	Lv Salinas	0	▲3 00
23	Ar Watsonville	22	▲3 36
10	Ar Santa Cruz	41	▲4 05
22	Lv Watsonville Junction	2370	3 53
99	Ar SAN JOSE	2419	5 55
99	Lv San Jose SP Depot Peerless Bus	2419	4 10
85	Lv Centerville	2436	5 00
74	Lv Hayward	2446	5 20
48	Lv San Leandro	2452	5 35
31	Lv Fruitvale	2456	5 50
9	Ar Oakland (20th and San Pablo)	2466	6 05
99	Lv San Jose	2419	4 05
61	Lv Palo Alto	2436	6 39
27	Lv Burlingame	2450	6 59
13	Ar SAN FRANCISCO (3rd St.)	2466	5 00
13	Lv San Francisco (3rd St.) Special Bus	0	5 10
9	Ar Oakland 16th St. ⊕	6	5 30

LOS ANGELES TO SAN FRANCISCO (Via San Joaquin Valley Line)

Elev	Mls.	S.J. Day-light No. 51 Daily	Owl No. 57 Daily	West Coast No. 59 Daily
297	Lv LOS ANGELES	1996	5 40	6 20
432	Lv Glendale	2002	6 00	6 40
417	Lv Bakersfield	2166	11 02	12 16
287	Lv Fresno	2273	1 20	3 00
9	Ar Oakland (16th St.) ⊕	2472	6 25	7 15
9	Ar SAN FRANCISCO (3rd St.)	2478	7 05	7 55

Times Shown Below Are STANDARD TIME

SUNSET ROUTE • GOLDEN STATE ROUTE

SAN FRANCISCO - OAKLAND - LOS ANGELES - PHOENIX - TUCSON - DOUGLAS - DEMING - EL PASO

Elev		Mis.	Coast Day-light No. 98 Daily	S.F. Lark No. 76 Daily
9	Lv Oakland 16th St. Special Bus.	0	6 35	7 30
13	Ar San Francisco (3rd St.)	6	7 05	7 50
13	Lv SAN FRANCISCO (3rd St.)	0	7 15	8 00
27	Lv Burlingame	16		8 27
61	Lv Palo Alto	30		8 50
99	Ar San Jose	47	8 06	9 11
9	Lv Oakland (20th and San Pablo) Peerless Bus.	0	6 25	7 45
31	Lv Fruitvale	10	6 40	7 58
48	Lv San Leandro	14	6 54	8 12
74	Lv Hayward	20	7 07	8 25
99	Ar San Jose (SP Depot)	47	8 10	9 15
99	Lv SAN JOSE	47	8 18	9 23
22	Ar Watsonville Junction	97		10 24
10	Lv Santa Cruz	0	▲8 00	▲7 30
23	Lv Watsonville	19	▲8 31	▲8 07
45	Ar Salinas	41	▲9 07	▲9 00
47	Lv Pacific Grove	0	▲8 10	▲9 15
6	Lv Monterey	3	▲8 38	▲9 30
91	Lv Ord	8		▲9 45
45	Ar Salinas	24	▲9 26	▲10 15
45	Lv SALINAS	114	9 38	10 59
240	Lv San Luis Obispo	248	12 28	2 18
15	Lv Santa Barbara	367	2 46	4 55
432	Ar Glendale	464	4 42	7 02
297	Ar LOS ANGELES	470	6 00	7 30

Elev		Mis.	No. 52	No. 58	No. 60
8	Lv SAN FRANCISCO⊕ (3rd St.)	0	* 6 15	* 9 00	†
9	Lv Oakland (16th St.)⊕	6	6 55	9 35	
287	Lv Fresno	205	11 44	2 30	11 30
417	Lv Bakersfield	313	2 00	4 47	1 57
432	Lv Glendale	477	6 55	9 59	6 50
297	Ar LOS ANGELES	482	7 15	10 20	7 10

Elev		Mis.	Golden State No. 4 Daily	Sunset No. 2 Daily	No. 40 # Daily
Lv LOS ANGELES	470	1 30	8 00		1 00
Lv Alhambra (Pasadena)*	476	1 50	8 20		
Lv San Gabriel	479				
Lv El Monte	483				
Lv Bassett	485				
Lv City of Industry	489				
Lv Pomona	502	2 25	8 55		
Lv Ontario (To Upland)	508				
Lv Guasti	512				
Lv Bloomington	523				
Lv Colton	527	2 56	9 26		
Lv Loma Linda	531				
Lv Redlands	534				
Lv Beaumont	550				
Lv Banning	556				
Lv West Palm Springs (Palm Springs Station)	571	4 05	10 33		
Lv Indio	599	4 40	11 06		4 05
Lv Coachella	603				
Lv Thermal	606				
Lv Mecca	612				
Lv Salton	626				
Lv Niland	656	5 40	12 01		
Ar YUMA, ARIZ. (P.T.)	721	7 00	1 25		6 30

Table 16 IMPERIAL VALLEY SERVICE WESTERN GREYHOUND LINES (Daily)

297	Lv LOS ANGELES	▲	0	1 00	6 30	9 00	11 45	2 00	4 45	7 45
121	Lv Niland	▲	189	6 09						
175	Lv Calipatria	▲	197	6 19						
110	Lv Brawley	▲	205	6 35	12 31	3 56	5 56	8 16	9 35	1 55
63	Lv Imperial	▲	214	6 50	12 46	4 21	6 11	8 31		2 10
45	Ar El Centro	▲	218	7 00	1 00	4 35	6 25	8 45	10 00	2 20
11	Ar Heber	▲	223	7 40	1 27	5 02	6 47	9 07	10 17	2 47
2	Ar Calexico	▲	231	7 53	2 10	5 15	7 00	9 20	10 30	3 00
45	Lv El Centro	▲	0	7 30						2 35
147	Ar YUMA, ARIZ. (P.T.)	▲	59	9 05						4 10

Tickets reading via Southern Pacific (Pacific Lines) will be honored by Western Greyhound Lines between all stations served jointly by both carriers. All P.M. time in dark faced figures.

- * Daily.
- P.T.—Pacific Standard Time.
- M.T.—Mountain Standard Time.
- ⊕ Bus service between San Francisco 3rd Street Station, and Oakland 16th St. Terminal via the Bay Bridge, affording a panoramic view of the San Francisco Bay area.
- ▲ W.G.L. Bus.
- —W.G.L. Station.
- —On Call Taxi service available to holders of tickets reading between El Paso and Los Angeles or points beyond, without charge between Alhambra Station and Southeast corner of Colorado Street and Arroyo Parkway, Pasadena. Consult Agent for details.
- † —Trains 39-40. Chair car only. No meal service.
- † —Leaves Sacramento 7:15 P.M.
- Below Sea Level.

- Stops on flag to entrain pay passengers for Phoenix or beyond; also detrain from Alhambra or beyond.
- Stops on flag to entrain pay passengers for east of Wellton; also detrain from Alhambra or beyond.
- Stops on flag to entrain pay passengers for El Paso or beyond; also to detrain from Colton or beyond.
- Stops on flag to entrain pay passengers for Tucumcari or beyond; also detrain from Colton or beyond.
- Stops on flag to entrain or detrain pay passengers.
- Flag stop to entrain or detrain passengers.
- Stops on flag to entrain pay passengers for Tucson or beyond; also to detrain from Yuma or beyond.
- Stops on flag to detrain pay passengers from Colton or beyond.
- Stops on flag to entrain or detrain revenue passengers, provided Station Agent is advised prior to 11:00 AM date of departure.
- Stops on flag to entrain pay passengers for Tucson or beyond; also detrain from Yuma or beyond.

Most convenient service to Imperial Valley points is available by detraining at Yuma westbound or Los Angeles eastbound using Western Greyhound Lines bus from Yuma or Los Angeles to destination. Rail tickets optionally honored. Rail and bus stations at Niland are located approximately one-half mile apart and only infrequent bus service is available from this point to Imperial Valley destinations.

Elev		Mis.	Golden State No. 4 Daily	Sunset No. 2 Daily	No. 40 # Daily
147	Set watch ahead one hour				
255	Lv YUMA, ARIZ. (M.T.)	721	8 10	2 40	8 00
540	Ar Wellton	758			
494	Lv Mohawk	781			
687	Lv Aztec	800			
736	Lv Sentinel	814			
1173	Lv Gila	844			
1395	Lv Maricopa	886			
1508	Lv Casa Grande	907			
1562	Lv Toltec	916			
1606	Lv Eloy	926			
1606	Ar Picacho	926			
255	Lv Wellton	758			
535	Lv Hyder	810			
876	Lv Haysayampa	856			
888	Lv Buckeye	864			
971	Lv Litchfield	878			
1084	Ar Phoenix	894	11 00	5 30	11 10
1084	Lv PHOENIX	894	11 30	5 55	11 40
1101	Lv Tempe	902			
1229	Lv Mesa	910	12 m01	6 m25	
1214	Lv Chandler	917	12 d12	6 e 37	
1425	Lv Coolidge	950	12 c40		
1606	Lv Picacho	0			
2057	Lv Rillito	29			
2386	Ar Tucson, Ariz.	46	1 45	8 10	2 00
2386	Lv TUCSON, ARIZ.	972	2 05	8 30	2 30
3238	Lv Vail	991			
3547	Lv Pantano	1001			
4054	Lv Mescal	1012			
4080	Lv Whetstone	1018			
3862	Lv Fairbank	1038			
4194	Lv Hereford	1058			
4592	Lv Naco	1071			
4686	Ar Bisbee Jct.	1074			
4686	Lv Bisbee Jct. (Bus)	1074		10 44	
5084	Ar Bisbee	1082		11 04	
5084	Lv Bisbee (Bus)	0		10 04	
4686	Ar Bisbee Jct.	8		10 29	
4686	Lv Bisbee Jct.	1074		10 39	
3979	Ar Douglas	1096		11 10	
3979	Lv Douglas, Ariz.	1096		11 20	
4000	Ar Bernardino	1119			
4128	Lv Rodeo, N. M.	1148			
4405	Lv Animas	1165			
4518	Lv Hachita	1196			
4063	Lv Columbus	1240			
3843	Lv Anapra, N. M.	1307			
3580	Lv Benson	1021	3 20		
4613	Lv Dragoon	1042			
4231	Lv Cochise	1051			
4167	Lv Willcox	1062	4 29		
3761	Lv Bowie	1086			
3611	Lv San Simon, Ariz.	1102			
4347	Lv Steins, N. M.	1116			
4244	Ar Lordsburg	1136	5 55		
4244	Lv Lordsburg	1136	6 05		
4493	Lv Gage	1176			
4337	Lv Deming	1195	7 04		
4211	Lv Afton, N. M.	1247			
3719	Ar EL PASO, TEX. (M.T.)	1283	8 45	3 05	9 30

TRAIN NUMBERS

LUXURY TRAVELING AT ITS FINEST

On The Streamlined
SUNSET
and GOLDEN STATE

Times Shown Below Are STANDARD TIME

SUNSET ROUTE

GOLDEN STATE ROUTE

EL PASO - SAN ANTONIO - HOUSTON - NEW ORLEANS

EL PASO - KANSAS CITY - CHICAGO

Table 18: EASTBOUND. Columns: Elev., Table 18, Mils., Sunset No. 2 Daily, No. 6 # Daily. Rows list stations from EL PASO, TEX. (MT) to SAN ANTONIO, TEX. Includes a STREAMLINER section at the bottom.

Table 19: EASTBOUND. Columns: Elev., Table 19, Mils., Sunset No. 2 Daily, No. 6 # Daily. Rows list stations from SAN ANTONIO, TEX. to NEW ORLEANS (C.T.).

Table 20: EASTBOUND. Columns: Elev., Table 20, Mils., Golden State No. 4 Daily, No. 4 # Daily. Rows list stations from EL PASO, TEX. (MT) to CHICAGO, ILL. (CT.).

EASY TRAIN-TO-TRAIN BAGGAGE TRANSFER AT NEW ORLEANS

Ask the Red Cap Porter who meets your train!

- All PM time in Dark faced figures. C.T.—Central Standard Time. M.T.—Mountain Standard Time. #—Chair car only. No meal service. †—Does not stop. e—No. 2—Stops on flag at Marathon to entrain revenue passengers for San Antonio and points east where scheduled to stop. Also to detrain revenue passengers from El Paso or beyond. f—No. 2—Stops on flag at Uvalde to entrain revenue passengers to or beyond Houston and points east where scheduled to stop and detrain revenue passengers from or beyond El Paso. Also stops on flag at Rosenberg to detrain from or beyond El Paso.

- e—No. 2 stops on flag at Seguin to entrain revenue passengers to Houston and points east where scheduled to stop. Also stops to detrain revenue passengers from Del Rio and beyond. d—No. 2—Stops on flag at Schulenburg to entrain revenue passengers to Houston and points east where scheduled to stop. Also detrain revenue passengers from San Antonio or beyond. e—No. 2—Stops on flag at New Iberia and Crowley to entrain passengers to New Orleans or beyond and to detrain passengers from Houston and beyond where Train No. 2 is scheduled to stop.


- f—Flag stop to entrain or detrain passengers. g—No. 6—Stops on flag between Houston and New Orleans to detrain revenue passengers from beyond Houston, including connecting lines. i—Stops to detrain revenue passengers from west of Tucumcari; also entrain for Kansas City or beyond. j—Stops to entrain revenue Pullman passengers from Englewood and Chicago; also to detrain Pullman passengers from El Paso and west; revenue coach passengers from California points.




WIDE WINDOWS



You can see the West *best* through the extra-wide windows of S.P. streamliners. The valleys and shoreline of our California Coast run, the forested mountains of our Shasta and Overland Routes, or the sun-tanned Southwest—scenery you can really *enjoy*, at low-cost train fares.



WIDE DOORS



Freight shipments don't care about windows, but some, like lumber and big machinery, need wide doors. With the West's largest fleet of wide-door box cars—*now growing even larger every day*—we'll be better able than ever before to meet the growing needs of freight shippers and receivers throughout the "Golden Empire."

Times Shown Below Are STANDARD TIME

LOCAL SERVICE AND CONNECTIONS

TEXAS - NEW MEXICO - ARIZONA - SOUTHERN CALIFORNIA

EL PASO, DALLAS, ST. LOUIS
Texas and Pacific Ry.—Missouri Pacific

Table 22			
8 Daily	2 Daily	7 Daily	1 Daily
3 25	12 50	Lv El Paso, Tex. (M.T.)	T.&P. Ar 12 50 10 45
11 55	9 15	Lv Big Spring	" Ar 5 15 4 00
1 18	10 30	Lv Sweetwater	" Ar 3 30 2 35
2 15	11 30	Lv Abilene	" Ar 2 45 1 40
3 34	12 55	Lv Cisco	" Ar 1 12 12 25
6 45	4 55	Lv Fort Worth	" Ar 10 00 9 00
7 50	6 00	Lv Dallas	" Ar 8 30 7 50
10 55	9 05	Lv Marshall	" Ar 4 20 4 55
12 15	10 30	Ar Texarkana, Tex.	T.&P. Lv 3 00 3 40
12 35	10 40	Ar Texarkana, Tex.	M.P. Ar 2 30 3 25
3 30	1 10	Lv Little Rock, Ark.	" Lv 11 25 12 25
7 00	6 00	Ar Memphis, Tenn.	" Lv 8 00 8 30
11 00	8 25	Ar St. Louis, Mo.	" Lv 11 59 6 50

Table 23
CARLSBAD CAVERNS

Side trip is made by comfortable air conditioned motor coach from El Paso.
Daily Schedule—CARLSBAD CAVERN COACHES

Leave El Paso (Bus Station)	9 30 A.M.
Arrive Carlsbad Caverns	12 40 P.M.
Leave Carlsbad Caverns	4 20 P.M.
Arrive El Paso (Bus Station)	7 30 P.M.

8 30	3 40	9 30	5 20	Lv El Paso (Bus Sta.)	Ar 5 10	12 35	7 30	12 15
11 55	7 15	12 55	8 45	Ar Carlsbad	Lv 1 45	9 00	4 00	8 50

Table 24
TUCSON-NOGALES
(Citizen Auto Stage Co.) Daily
(Rail Tickets Honored)

Lv Tucson*	7 00	9 15	11 15	12 15	1 15	3 30	5 00	6 30	8 15	10 30
Ar Nogales...	8 30	10 45	12 45	1 45	2 45	5 00	6 30	8 00	9 45	12 00
Lv Nogales...	7 00	9 15	10 15	11 15	1 15	3 00	4 00	6 00	8 15	10 15
Ar Tucson*	8 30	10 45	10 30	12 45	2 45	4 30	5 30	7 30	9 45	11 45

Checked baggage handled by Pacific Motor Transport truck departing Tucson Monday through Friday only, at 4:30 AM.

Table 25
NOGALES, GUADALAJARA, MEXICO CITY
Pacific Railroad of Mexico

Example	2 Daily	Mis.	Elev	1 Daily	Example
Mo	* 5 30	0	Lv Nogales (M.T.)	Ar 3869	7 00 Tu
Mo	11 25	175	Lv Hermosillo	Ar 693	12 40 Tu
Tu	2 20	263	Lv Empalme	Ar 5	9 20 Mo
Tu	4 45	338	Lv Ciudad Obregon	Ar 130	7 12 Mo
Tu	6 35	737	Lv Matzatlan	Ar 4	6 10 Mo
We	12 40	934	Lv Tepic	Ar 3001	11 20 Su
We	8 45	1106	Ar Guadalajara (C.T.)	Lv 5036	* 6 00 Su
National Railways of Mexico					
We	* 8 30	0	Lv Guadalajara (C.T.)	Ar 5036	8 35 Su
Th	9 00	381	Ar Mexico City (C.T.)	Lv 7349	* 8 20 Sa

Sleeping Car: Between Nogales and Guadalajara. (10 Sec., 1 DR., 2 Compt.)
Between Nogales and Mexico City. (8 Sec., 1 DR., 2 Compt.)
Coach:

Table 26
(A) EL PASO, MEXICO CITY
National Railways of Mexico

Example	8 Daily	7 Daily	Example
Mo	1 30	Lv Ciudad Juarez, Mex. (C.T.)	Ar 3 30 We
Mo	8 50	Lv Chihuahua	Ar 8 15 We
Tu	2 20	Lv Jimenez	Ar 2 55 We
Tu	7 35	Lv Torreon	Ar 9 35 Tu
Tu	8 00	Lv Aguascalientes	Ar 9 50 Tu
We	1 15	Lv Irapuato	Ar 4 35 Tu
We	3 28	Lv Queretaro	Ar 2 27 Tu
We	9 20	Ar Mexico City, Mex. (C.T.)	Lv 8 55 Mo

(B) SAN ANTONIO, MEXICO CITY, VIA LAREDO Daily

12 40	Lv San Antonio, Tex. (C.T.)	Mo, Pac. Ar 1 35
4 40	Ar Laredo, Tex.	" Lv 9 05
6 15	Lv Nuevo Laredo	Nat. Rys. Ar 8 00
8 10	Ar Mexico City, Mex. (C.T.)	" Lv 8 10

Table 27
EL PASO, TUCUMCARI, FRENCH

*10 30	0	Lv El Paso, Tex.	Ar 4 30
5 10	332	Ar Tucumcari	Lv * 9 45
* 6 10	332	Lv Tucumcari	Ar * 3 25
8 20	382	Lv Mosquero	Ar 12 59
9 00	400	Lv Roy	Ar 12 22
*10 35	445	Ar French	Lv *10 45

Table 28
LORDSBURG, CLIFTON

952 Mixed	Mis.	953 Mixed	
b 8 35	0	Lv Lordsburg	Ar 3 30
9 55	38	Lv Duncan	Ar 2 00
11 35	70	Ar Clifton, Ariz.	Lv b12 20

Table 29
BENSON, FAIRBANK, TOMBSTONE

11 40	10 45	0	Lv Benson	Ar 4 05	4 30	5 25
11 45	10 50	8 45	7	Lv Curtiss	Ar 3 35	4 00
12 30	11 35	9 30	20	Ar Fairbank	Lv 2 40	3 05
1 10			20	Lv Fairbank	Ar 2 30	
1 40			29	Ar Tombstone	Lv 2 00	

Table 31
EL PASO, LORDSBURG, FORT THOMAS, COOLIDGE DAM, GLOBE
Western Greyhound Lines (Rail Tickets Honored)

*10 30	Lv El Paso	Ar 3 10
2 15	Lv Lordsburg	Ar 10 57
3 41	Lv Solomon	Ar 9 34
4 05	Lv Safford	Ar 9 21
4 09	Lv Thatcher	Ar 9 17
4 16	Lv Pima	Ar 9 10
4 30	Lv Fort Thomas	Ar 8 56
4 35	Lv Geronimo	Ar 8 51
4 43	Lv Bylas	Ar 8 43
5 32	Ar Globe	Lv * 7 50
0	Lv Globe	Ar
10	Ar Miami	Lv

Daily Bus leaves every hour on the half hour, 6:30 to 12:30.

Table 32
SAFFORD, WILLCOX, TUCSON
Spoon Brothers Stage Line (Rail Tickets Honored)

* 5 15	Lv Safford	Ar 7 20
6 25	Ar Willcox	Lv * 5 20

Western Greyhound Lines (Rail Tickets Honored)

* 6 32	Lv Willcox	Ar 10 20
8 20	Ar Tucson	Lv *10 30

BAGGAGE ARRANGEMENTS:

Hand baggage will be handled on bus with passenger. Checked baggage and remains from or to Globe, Miami and San Carlos will be handled via Phoenix and Pacific Motor Trucking Company, except that between Globe and San Carlos, will be handled by Williams Truck Service and that from or to Pima and Safford will be handled via Tucson and PMT.

Table 33
GILA, AJO
Tucson, Cornella & Gila Bend R. R. Co.

9 25	Lv Gila	Ar 8 30
11 00	Ar Ajo	Lv 8 00

Table 34
DOUGLAS, NACOZARI
Nacoziari Ry.

Note: Taxi connection between Douglas and Agua Prieta.

0	Lv Douglas, Ariz.	Ar	
d 1 30	1	Lv Agua Prieta, Mex.	Ar 12 30
5 40	78	Ar Nacoziari	Lv c 8 00

Table 35
BANNING-29 PALMS
(29 Palms Stages Daily)
(Rail Tickets Not Honored.)

12 01	2 15	Lv Banning	Ar 11 05	6 55
12 30	2 45	Lv West Palm Springs (Palm Springs Sta.)	Lv 10 30	6 25
1 30	4 30	Ar 29 Palms	Lv 9 20	5 00

29 Palms Stages will deliver passengers to West Palm Springs Station or intermediate points; also upon advance notice from agent will pick up passengers at West Palm Springs Station for 29 Palms and/or intermediate points.

Table 36
TANNER MOTOR TOURS SERVICE

During period May 1 to Nov. 1, between West Palm Springs Station and Palm Springs Village, bus will meet trains on call. Regular taxi meter rates will apply.

C.T.—Central Standard Time.
M.T.—Mountain Standard Time.
All PM Time in dark faced figures.
*—Daily.
e—W.G.L. Bus Depot.
a—Monday, Wednesday, Friday.
b—Daily except Sunday.
c—Monday and Thursday.
d—Tuesday and Friday.
e—Wednesday and Saturday.
f—Flag stop to entrain or detrain passengers.
g—Daily except Saturday and Sunday.
h—Saturday only.

Times Shown Below Are STANDARD TIME

OVERLAND ROUTE

CHICAGO - OMAHA - OGDEN - RENO - SACRAMENTO - OAKLAND - SAN FRANCISCO
ST. LOUIS - KANSAS CITY - DENVER - SALT LAKE CITY - SAN FRANCISCO

Table 43 WESTBOUND		Streamliner City of San Francisco No. 101 Daily Example		San Francisco Overland No. 27 Daily Example		Table 44 EASTBOUND		Streamliner City of San Francisco No. 102 Daily Example		San Francisco Overland No. 28 Daily Example	
Lv Chicago (C.T.) (Union Station).....	CMSTP&P.	5 55	Su			Lv SAN FRANCISCO (3rd St.)⊕(P.T.).....	S.P.	3 35	Su	11 00	Su
Lv Savanna.....	"	8 12	Su			Lv OAKLAND (16th St.)⊕.....	"	4 15	Su	11 40	Su
Ar Omaha.....	"	1 55	Mo			Lv Berkeley.....	"	4 25	Su	11 49	Su
Lv Omaha.....	U.P.	2 05	Mo			Lv Sacramento.....	"	6 20	Su	2 00	Su
Lv Grand Island.....	"	4 05	Mo			Lv Truckee.....	"	9 44	Su	6 46	Su
Lv North Platte (M.T.).....	"	5 00	Mo			Lv Reno.....	"	10 50	Su	6 50	Su
Lv Cheyenne.....	"	8 40	Mo			Ar Ogden (M.T.).....	"	9 10	Mo	6 00	Mo
Lv Laramie.....	"	10 00	Mo			Lv Ogden (M.T.).....	U.P.	▲ 12 10	Mo	6 40	Mo
Lv Green River.....	"	2 05	Mo			Ar Salt Lake City.....	"	▲ 12 55	Mo	7 30	Mo
Ar Ogden (M.T.).....	"	5 30	Mo			Lv Ogden (M.T.).....	U.P.			6 45	Mo
Lv St. Louis (C.T.) (Union Station).....	Wab.			4 05	Su	Ar Denver.....	"			5 40	Mo
Lv Kansas City.....	U.P.			9 25	Su	Ar Kansas City.....	"			6 50	Tu
Lv Denver.....	"			8 30	Mo	Ar St. Louis (C.T.) (Union Station).....	Wab.			12 13	Tu
Ar Ogden (M.T.).....	"			8 25	Mo	Lv Ogden (M.T.).....	U.P.	9 35	Mo		
Lv Salt Lake City.....	U.P.	▲ 2 00	Mo	7 30	Mo	Lv Green River.....	"	1 00	Mo		
Ar Ogden (M.T.).....	"	▲ 2 55	Mo	8 20	Mo	Lv Laramie.....	"	4 55	Mo		
Lv Ogden (M.T.).....	S.P.	6 05	Mo	9 35	Mo	Lv Cheyenne.....	"	6 20	Mo		
Lv Reno (P.T.).....	"	2 05	Tu	7 25	Tu	Lv North Platte (C.T.).....	"	10 40	Mo		
Lv Truckee.....	"	2 56	Tu	8 20	Tu	Lv Grand Island.....	"	12 35	Tu		
Ar Sacramento.....	"	6 45	Tu	12 20	Tu	Ar Omaha.....	"	2 45	Tu		
Ar Berkeley.....	"	8 31	Tu	2 26	Tu	Lv Omaha.....	CMSTP&P.	3 00	Tu		
Ar OAKLAND (16th St.)⊕.....	"	8 45	Tu	2 40	Tu	Lv Savanna.....	"	8 40	Tu		
Ar SAN FRANCISCO (3rd St.)⊕(P.T.).....	"	9 25	Tu	3 15	Tu	Ar CHICAGO (C.T.) (Union Station).....	"	11 15	Tu		

CONNECTING SERVICE

Lv Chicago.....	C.B.&Q.	c 10 30	Su			Lv Ogden (M.T.).....	U.P.	8 30	Mo		
Ar Omaha.....	"	c 8 20	Su			Ar Omaha (C.T.).....	"	7 00	Tu		
Lv Omaha.....	U.P.	10 15	Su			Lv Omaha.....	C.B.&Q.	g 11 45	Tu		
Ar Ogden (M.T.).....	"	7 30	Mo			Ar Chicago.....	"	g 9 15	Tu		

TRAINS 101-102 STREAMLINER CITY OF SAN FRANCISCO

- Lounge Car: Chicago-San Francisco. (For Pullman passengers.)
- Sleeping Cars: Chicago-San Francisco. (Sections, Roomettes, Bedrooms, Compartments, Drawing Rooms.)
- Chair Cars: Chicago-San Francisco. Reclining leg rest seats. Reserve seats in advance. Special service charge applicable. Pillow service available at nominal charge.
- Lounge Car: Chicago-San Francisco. (For Chair Car passengers.) Operates in Coffee-Shop Lounge service during summer season.
- Dining Car: Chicago-San Francisco.
- Baggage: Checked service Reno and West, to or from Ogden and East.

TRAINS 27-28 STREAMLINER SAN FRANCISCO OVERLAND

- Dome Observation Lounge Car: Kansas City-Ogden. (For Pullman car passengers.)
- Club Lounge Car: St. Louis-Ogden. (For Chair car passengers.)
- Dome Lounge Car: Ogden-San Francisco. (For Pullman and Chair car passengers.)
- Sleeping Cars: St. Louis-San Francisco. Westbound on Wabash-U. P. Nos. 209-9 to Ogden. Eastbound on U. P.-Wabash Nos. 10-210 to St. Louis. (Sections, Roomettes, Bedrooms.) Salt Lake City-San Francisco. (Sections, Roomettes, Bedrooms.)
- Chair Cars: St. Louis-San Francisco. Westbound on Wabash-U. P. Nos. 209-9 to Ogden. Eastbound on U. P.-Wabash Nos. 10-210 to St. Louis.
- Sparks-San Francisco. Reserve seats in advance. Special service charge applicable. Pillow service available at nominal charge.
- Dining Car: St. Louis-Ogden.
- Coffee Shop Car: Ogden-San Francisco.
- Baggage: Checked service Sacramento and west, to or from Ogden and east.

All P.M. time in dark faced figures.

E.T.—Eastern Standard Time. C.T.—Central Standard Time.

M.T.—Mountain Standard Time P.T.—Pacific Standard Time.

⊕—Bus service between San Francisco 3rd Street Station and Oakland 16th St. Terminal via the Bay Bridge, affording a panoramic view of the San Francisco Bay area.

▲—Bus leaves and arrives Ogden, Union Station. Union Pacific Interstate tickets honored.

■—Stops on flag to entrain pay passengers for Stockton or beyond and Berkeley or beyond; also detrain from Ogden or beyond.

c—C.B.&Q. No. 19.

d—Stops on flag to entrain pay passengers for Ogden or beyond; also detrain from Berkeley or beyond and Stockton or beyond.

g—C.B.&Q. No. 6.

STOPPING AT CHICAGO? Passengers holding through tickets and wishing to visit in Chicago and having three hours or more between trains, may on arrival in Chicago, deliver their hand baggage to Railroad Transfer, Inc., Agent or Stewardess and secure claim check for it. The hand baggage will be transferred to parcel room of the station from which departure will be made and should be claimed on presentation of claim check. Charge for this service is the usual parcel checking fee plus a charge of 25 cents per piece.

Times Shown Below Are STANDARD TIME OVERLAND ROUTE

**CHICAGO - OGDEN - RENO - SACRAMENTO - OAKLAND - SAN FRANCISCO
ST. LOUIS - KANSAS CITY - DENVER - SALT LAKE CITY - SAN FRANCISCO**

Table 45 WESTBOUND		City of San Francisco No. 101 Daily	San Francisco Overland No. 27 Daily	Mail No. 21 # Daily
	Mls.			
Lv CHICAGO (C.T.)...CMSIP&P.	0	5 55		
Ar Ogdén (M.T.)...U.P.	1478	5 30		
Lv St. Louis (C.T.)...Wab.	0		4 05	
Lv Kansas City...U.P.	278		9 25	
Lv Denver...U.P.	918		8 30	
Ar Ogdén (M.T.)...U.P.	1507		8 25	
Lv Salt Lake City...U.P.	0	8 25	7 30	
Ar Ogdén (M.T.)...U.P.	36	9 10	8 20	
Lv Salt Lake City...NWGL.	0	▲ 2 00		
Ar Ogdén (M.T.)...U.P.	36	▲ 2 55		
Lv OGDEN, UTAH (M.T.)...S.P.	0	6 05	9 35	8 00
<i>Set watch back one hour</i>				
Lv Promontory Point (P.T.)...	24			
Lv Lucin, Utah	103			9 05
Lv Tecoma, Nevada	115			
Lv Montello	121			9 05
Lv Cobre	138			
Lv Wells	176	a	12 15	10 40
Lv Alazon	180			
Lv Elko (t)	227	8 51	1 05	11 40
Lv Carlin (t)	249	9 21	1 40	12 19
Lv Palisade	257			
Lv Beowawe	275		i	12 52
Lv Battle Mountain (s t)	307	a	2 40	i
Lv Iron Point	335			1 22
Lv Wesc	362			
Lv Winnemucca	366	b	11 00	3 33
Lv Mill City	394			2 15
Lv Imlay	399			4 09
Lv Lovelock	439	h	12 05	a
Lv Hazen	495	b	5 43	f
Lv Fernley	507			4 22
Lv Sparks	538			
Lv RENO	540	2 05	7 25	6 12
Lv Verdi, Nevada	551			
Lv Floriston, Cal.	561			
Lv Truckee (To Lake Tahoe)	575	c, d	2 56	8 20
Lv Norden (Sugar Bowl)	591	e	8 52	8 52
Lv Soda Springs	592			
Lv Cisco	603			
Lv Emigrant Gap	611			
Lv Blue Canon	616			
Lv Towle	625			
Lv Dutch Flat	628			
Lv Gold Run	630			
Lv Colfax	640			
Lv New England Mills	645	c	5 07	e, g
Lv West Applegate	648			10 32
Lv Clipper Gap	651			
Lv Bowman	654			
Lv Auburn (R. R. St.)	658			
Lv Newcastle	663			
Lv Penryn	666			
Lv Loomis	668			
Lv Roseville	676			
Ar SACRAMENTO	693	6 45	12 20	11 10
Lv Sacramento	0	7 05	7 15	7 05
Lv Stockton	48	8 15	8 25	8 15
Lv Fresno	170	11 44	11 30	11 44
Lv Bakersfield	278	2 00	1 57	2 00
Ar Los Angeles	447	7 15	7 10	7 15
Lv SACRAMENTO	693	6 55	12 30	11 45
Lv Davis	707			
Lv Dixon	715			
Lv Suisun-Fairfield	733	7 34	1 15	
Lv Martinez	751		1 36	
Lv Crockett (To Vallejo)	756		1 50	
Lv Richmond	770		2 15	
Lv Berkeley	776	8 31	2 26	
Ar OAKLAND (16th St.)⊕	780	8 45	2 40	1 45
Ar SAN FRANCISCO (3rd St.)⊕	785	9 25	3 15	2 15
TRAIN NUMBERS		101	27	21

All P.M. time in dark faced figures.

⊕—Bus service between San Francisco 3rd Street Station, and Oakland 16th St. Terminal via the Bay Bridge, affording a panoramic view of the San Francisco Bay area.

P.M.—Pacific Standard Time.

M.T.—Mountain Standard Time.

C.T.—Central Standard Time.

⊖—Trains 21-22: Chair Car only. No meal service.

■—To or from Weimar.

▲—Bus leaves and departs Ogden Union Station, Union Pacific Interstate tickets honored.

⊖—Stops on flag to entrain pay passengers for Reno or beyond; also detrain from Ogden or beyond.

⊖—Stops on flag to entrain pay passengers for Sacramento or beyond; also detrain from Ogden or beyond.

⊖—Stops on flag to detrain pay passengers from Ogden or beyond.

⊖—Stops on flag to entrain pay passengers for Berkeley or beyond, also for Stockton or beyond.

⊖—Stops on flag to entrain pay passengers for Berkeley or beyond.

f—Flag stop to entrain or detrain passengers.

⊖—Stops on flag to detrain pay passengers from Reno or beyond.

h—Stops on flag to entrain pay passengers for Reno or beyond; also detrain from Elko or beyond.

i—Stops on flag to entrain pay passengers for regular stops; also detrain from Ogden or beyond.

j—Stops on flag to entrain pay passengers for Ogden or beyond.

k—Stops on flag to detrain pay passengers from Berkeley or beyond, also from Stockton or beyond.

m—stops on flag to entrain pay passengers for Ogden or beyond; also detrain from Sacramento or beyond.

n—Stops on flag to detrain pay passengers from Berkeley or beyond.

o—Stops on flag to entrain pay passengers for Reno or beyond.

p—Stops on flag to entrain pay passengers for Ogden or beyond; also detrain from Reno or beyond.

r—Stops on flag to entrain pay passengers for Elko or beyond; also detrain from Reno or beyond.

⊖—Between Battle Mountain and North Battle Mountain motor vehicles provided by S. P. for connection with Trains 22 and 28.

⊖—S. P. Station. ⊖—W. P. Station.

Table 46 EASTBOUND		City of San Francisco No. 102 Daily	San Francisco Overland No. 28 Daily	Mail No. 22 # Daily
	Mls.			
Lv SAN FRANCISCO (3rd St.)⊕	0	3 35	11 00	10 00
Lv OAKLAND (16th St.)⊕	6	4 15	11 40	10 30
Lv Berkeley	9	4 25	11 49	
Lv Richmond	15		11 59	
Lv Crockett (To Vallejo)	29		12 21	
Lv Martinez	35		12 34	
Lv Suisun-Fairfield	52	5 21	1 00	
Lv Dixon	70		1 30	
Lv Davis	79		1 50	12 25
Ar SACRAMENTO	92	6 10		
Lv Los Angeles	0	5 40	6 40	5 40
Lv Bakersfield	169	11 02	12 30	11 02
Lv Fresno	277	1 20	3 30	1 20
Lv Stockton	399	4 30	6 15	4 30
Ar Sacramento	447	5 45	7 30	5 45
Lv SACRAMENTO	92	6 20	2 00	12 55
Lv Roseville	110		2 33	1 26
Lv Newcastle	123			
Lv Auburn (Nev. St.)	127		f	2 56
Lv Bowman	132			
Lv Clipper Gap	134			
Lv East Applegate	137			
Lv New England Mills (m)	141			
Lv Colfax	145	j	7 33	n, o
Lv Gold Run	155			3 23
Lv Dutch Flat	157			
Lv Towle	160			
Lv Blue Canon	170			
Lv Emigrant Gap	174			
Lv Cisco	182			
Lv Soda Springs	193			
Lv Norden (Sugar Bowl)	194			n
Lv Truckee (To Lake Tahoe)	209	j, k	9 44	5 09
Lv Floriston, Cal.	223			5 46
Lv Verdi, Nevada	233			
Lv RENO	244		10 50	6 50
Ar Sparks	246			
Lv Fernley	277			
Lv Hazen	289			
Lv Lovelock	345	r	12 43	m
Lv Imlay	385			8 08
Lv Mill City	389			8 25
Lv Winnemucca	418	m	1 46	9 30
Lv Wesc	421			9 43
Lv Red House	447			
Lv North Battle Mountain (su)	475			p
Lv Beowawe	504			11 07
Lv Palisade	521			10 40
Lv Carlin (u)	530			f
Lv Elko (u)	551	3 35	12 21	11 55
Lv Alazon	559	3 58	12 44	12 26
Lv Wells	603			p
Lv Cobre	640			1 37
Lv Montello	657			1 36
Lv Tecoma, Nevada	664			2 56
Lv Lucin, Utah	675			
Lv Promontory Point (P.T.)	754			
<i>Set watch ahead one hour</i>				
Ar OGDEN (M.T.)...S.P.	778	9 10	6 00	7 30
Lv Ogden (M.T.)...U.P.	0		6 40	9 05
Ar Salt Lake City...NWGL.	36	▲ 12 10	7 30	9 55
Lv Ogden (M.T.)...U.P.	0	▲ 12 55		
Ar Salt Lake City...U.P.	36			
Lv Ogden (M.T.)...U.P.	0		6 45	
Ar Denver...U.P.	589		6 40	
Ar Kansas City...U.P.	1229		6 50	
Ar St. Louis (C.T.)...Wab.	1507		12 13	
Lv Ogden, Utah (M.T.)...U.P.	778	9 35		
Ar CHICAGO (C.T.)...CMSIP&P.	2256	11 15		
TRAIN NUMBERS		102	28	22

Times Shown Below Are STANDARD TIME

CONNECTIONS AT CHICAGO AND ST. LOUIS

Table 47

NEW YORK CENTRAL SYSTEM

(A) CHICAGO, BUFFALO, ALBANY, NEW YORK, BOSTON												(B) ST. LOUIS, CLEVELAND, NEW YORK											
90	2	26	68	28	8	6	La Salle St. Station					39	65-27	67	25	17	59	312-16		15-341			
* 9 45	* 4 25	* 3 30	* 3 30	* 2 30	* 1 00	* 11 30	Lv Chicago (G.T.)	Ar	8 10	8 55	8 00	8 00	12 15	3 45						* 9 10	Lv St. Louis (C.T.)	Ar	12 45
5 20	11 20			9 12	7 00	7 00	Ar Cleveland	Lv					10 50	7 17						8 08	Ar Cleveland	Lv	2 10
10 05	3 25			12 25	12 05	11 05	Ar Buffalo	Lv	10 10	1 15			2 30	7 17						7 45	Ar New York (E.T.)	Lv	* 2 00
4 00	9 19			5 08	4 59	3 55	Ar Albany	Lv	3 20	8 10	7 40	7 40	9 00	1 25									
7 35	12 35	8 30	8 30	10 20	8 00	6 55	Ar New York (E.T.)	Lv	11 45	3 40	* 5 00	* 5 00	* 5 35	* 10 15									
9 30							Ar Boston (E.T.)	Lv	* 9 45	* 2 50													

(C) CHICAGO-CINCINNATI-WASHINGTON-NORFOLK												(D) CHICAGO-DETROIT							
304	302	Central Station					303	305	358-20	356	8	44-22	La Salle St. Station		15-39	17	355	21-357	
* 3 30	* 9 45	Lv Chicago (C.T.)	Ar	1 25	9 30	* 7 50	* 4 00	* 1 00	* 9 00	Lv Chicago (C.T.)	Ar	8 15	12 15	4 15	9 30				
7 00	1 40	Ar Indianapolis	Lv	9 40	5 55	11 35	7 31	4 27	12 55	Ar Kalamazoo (E.T.)	Lv	6 25	10 28	2 37	7 52				
10 25	5 25	Ar Cincinnati (E.T.)	Lv	8 30	4 30	12 02	7 57	4 52	1 22	Ar Battle Creek	Lv	5 52	10 00	2 10	7 24				
4 11	8 00	Ar Washington (C. & O.)	Lv	5 35	10 30	12 55	8 44	5 40	2 25	Ar Jackson	Lv	5 05	9 11	1 25	6 40				
2 42	8 05	Ar Richmond (C. & O.)	Lv	5 10	10 30	2 30	10 10	7 05	4 05	Ar Detroit	Lv	3 40	* 7 45	12 05	5 15				
5 20	11 00	Ar Norfolk (E.T.) (C. & O.)	Lv	2 05	* 7 00	8 15			10 25	Ar Toronto (C.P.)	Lv	10 00			8 00				
									7 30	Ar Montreal (C.P.) (C.N.)	Lv	* 3 30			* 10 15				

PENNSYLVANIA RAILROAD

(E) CHICAGO, WASHINGTON, NEW YORK															
Union Station										23	49	29	55	53	
* 10 15	* 5 45	* 4 00	* 3 15	* 10 45	Lv Chicago (C.T.)	Lv	6 20	7 45	8 00	3 15	9 40				
7 55	4 00	12 34	12 16	8 35	Ar Pittsburgh	Lv	10 30	12 21	12 58	7 25	* 11 59				
1 28	9 39	5 19	5 10	2 35	Ar Harrisburg	Lv	4 15	7 35	8 04	1 50					
4 05			8 05		Ar Baltimore	Lv		5 00							
5 20			8 55		Ar Washington	Lv		4 00							
3 30	11 38	7 03	7 17	4 45	Ar Philadelphia (North)	Lv	2 07	5 32	6 21	11 32					
5 05	1 45	8 30	8 50	6 55	Ar New York (E.T.)	Lv	* 12 35	* 4 05	* 5 00	* 10 00					

(F) CHICAGO-CINCINNATI-NORFOLK												(G) ST. LOUIS, WASHINGTON, NEW YORK				
Union Station						71	75	32	30	4	31		3			
* 10 00	* 11 30	Lv Chicago (C.T.)	Ar	2 55	7 30	* 6 35	* 12 50	* 10 15	Lv St. Louis (C.T.)	Ar	11 25	3 40				
12 25	2 10	Ar Logansport	Lv	12 18	4 15	10 35	4 38	2 28	Ar Indianapolis	Lv	6 58	11 20				
4 00	5 05	Ar Richmond	Lv	9 25	12 50	7 55	1 10	11 20	Ar Pittsburgh	Lv	12 26	4 40				
7 30	8 05	Ar Cincinnati	Lv	8 25	10 40	5 20		8 55	Ar Washington	Lv		7 00				
12 04	5 15	Ar Norfolk (E.T.) N. & W.	Lv	* 1 20	* 7 00	5 05	9 25	8 15	Ar New York (E.T.)	Lv	* 3 40	* 7 50				

BALTIMORE AND OHIO RAILROAD

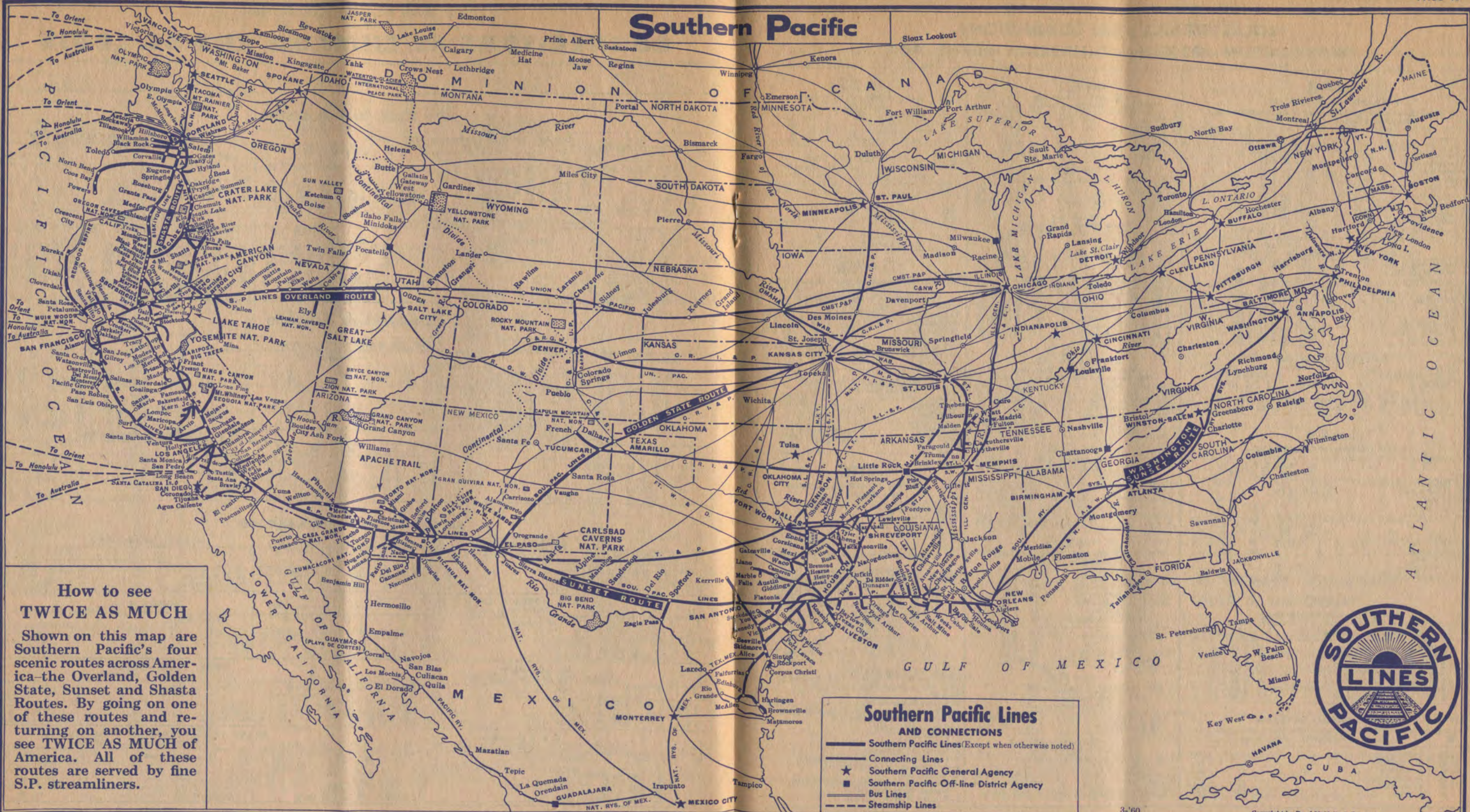
(H) CHICAGO—WASHINGTON												(I) ST. LOUIS—WASHINGTON					
Grand Central Station						9	5	25	7	12	4	2	11	1	3		
* 9 45	* 3 50	* 3 50	* 11 10	Lv Chicago (C.T.)	Ar	6 55	7 25	7 25	2 45	* 10 35	* 2 00	* 10 05	Lv St. Louis (C.T.)	Ar	8 00	1 30	3 40
7 59	1 27	1 27	10 30	Ar Pittsburgh	Lv	9 15	11 35	11 35	6 30	7 50	9 40	5 55	Ar Cincinnati	Lv	11 45	7 55	9 45
3 35	8 25	8 25	6 30	Ar Washington	Lv	* 1 40	* 4 30	* 4 30	* 11 15	10 50	11 40	7 35	Ar Washington	Lv	* 7 40	* 6 30	* 9 05

(J) GULF MOBILE & OHIO R. R. CHICAGO-ST. LOUIS												(K) MONON R. R.				
Union Station						2	4	6	8	Dearborn Station					6	
* 11 25	* 8 00	* 4 50	* 11 15	Lv Chicago (C.T.)	Ar	2 08	9 00	3 40	7 00	* 10 05	Lv Chicago (C.T.)	Ar		4 30		
3 50	12 30	7 56	2 33	Ar Springfield	Lv	10 48	5 37	10 52	2 20	6 20	Ar Louisville (C.T.)	Lv		* 8 45		
7 08	3 15	10 00	4 43	Ar St. Louis (C.T.)	Lv	* 8 58	* 3 40	* 8 50	* 11 45							

(L) ERIE RAILROAD CHICAGO, YOUNGSTOWN, NEW YORK												(M) NICKEL PLATE—D.L.&W. CHICAGO, CLEVELAND, NEW YORK				
Dearborn Station						1	5	7	LaSalle Street Station					5	7	
* 9 10	* 5 10	* 9 30	Lv Chicago (C.T.)	Ar	7 00	3 40	12 30	* 10 30	* 10 20	Lv Chicago (C.T.)	Ar	6 35	3 00			
6 30	3 44	6 06	Ar Youngstown	Lv	10 47	9 00	3 14	7 10	6 30	Ar Cleveland	Lv	* 10 59	8 25			
10 12	6 30	8 05	Ar New York (E.T.)	Lv	* 7 40	* 6 25	* 10 20	4 10	7 45	Ar New York DL&W (E.T.)	Lv	* 9 15	* 6 30			

(N) C. & E. I.—L. & N. CHICAGO, ST. LOUIS, EVANSVILLE, NASHVILLE												(O) GRAND TRUNK—CANADIAN NATIONAL RYS. CHICAGO, TORONTO, MONTREAL				
Dearborn Station						54	94	92	Dearborn Station					5	15	17
* 10 45	* 3 45	* 3 45	Lv Chicago (C&EI)	Ar	9 45	4 25	7 50	* 10 50	* 8 10	* 10 00	Lv Chicago (C.T.)	Ar	6 30	7 25	7 45	
6 30	4 50	4 50	Lv St. Louis (L&N)	Ar	7 45	7 45	1 00	3 25	8 55	10 05	Ar Toronto (E.T.)	Lv	6 00	10 00	8 30	
5 55	10 20	9 55	Lv Evansville (L&N)	Lv	3 40	8 34	1 00		5 40	7 30	Ar Montreal (E.T.) (Central Sta.)	Lv	* 9 15		* 11 00	
10 10	1 40	1 10	Ar Nashville (C.T.) (L&N)	Lv	* 11 30	* 3 50	* 8 00	10 30			Ar Montreal (E.T.) (Windsor Sta.)	Lv		* 3 30		

Southern Pacific



How to see TWICE AS MUCH

Shown on this map are Southern Pacific's four scenic routes across America—the Overland, Golden State, Sunset and Shasta Routes. By going on one of these routes and returning on another, you see TWICE AS MUCH of America. All of these routes are served by fine S.P. streamliners.

Southern Pacific Lines AND CONNECTIONS

- Southern Pacific Lines (Except when otherwise noted)
- - - Connecting Lines
- ★ Southern Pacific General Agency
- Southern Pacific Off-line District Agency
- Bus Lines
- - - Steamship Lines



Times Shown Below Are STANDARD TIME

LOCAL SERVICE AND CONNECTIONS WASHINGTON - OREGON - CALIFORNIA and NEVADA

Table 48

(A) PORTLAND, TACOMA, SEATTLE
Pooled trains operated daily and jointly by the Great Northern,
Northern Pacific and Union Pacific (Daily)

STATIONS	Mis.	U.P. 457	N.P. 407	G.N. 401
Lv Portland, Ore.	0	9 00	5 30	11 45
Lv Vancouver, Wash.	9	9 21	6 49	12 11
Lv Kelso-Longview	48	10 05	6 29	1 19
Ar Chehalis	87	10 50	7 11	2 17
Ar Centralia	91	11 00	7 21	2 45
Ar East Olympia	110	11 25	7 50	3 16
★Lv Olympia	8	11 55	8 15	
Ar Tacoma, Wash.	145	12 10	8 29	4 15
Ar Seattle (Union Sta.)	183	1 15		
Ar Seattle (King St. Sta.)	183		9 30	6 00

STATIONS	Mis.	G.N. 460	N.P. 408	U.P. 458
Lv Seattle (King St. Sta.)	0	8 05	12 30	
Lv Seattle (Union Sta.)	0			5 00
Lv Tacoma, Wash.	39	9 01	1 26	6 02
★Lv Olympia		9 00	1 30	
Lv East Olympia	74	9 43	2 08	6 47
Lv Centralia	93	10 14	2 32	7 11
Lv Chehalis	96	10 21	2 39	7 18
Lv Kelso-Longview	136	11 14	3 24	8 04
Ar Vancouver, Wash.	175	11 58	4 08	8 48
Ar Portland, Ore.	183	12 20	4 30	9 15

(B) PORTLAND, SPOKANE (Daily)

U.P. SP&S	SP&S	SP&S	U.P.	STATIONS	SP&S	SP&S	U.P.
18-20	4	2	Mis.		1	3	19-11
9 45	9 45	3 00	0	Lv Portland	Ar	7 00	6 00 8 15
9 15	6 10	10 05	377	Ar Spokane	Lv	11 59	9 45 11 00

Table 49

SEATTLE, VICTORIA, VANCOUVER (Daily)

Mis.	G.N. 358	G.N. 360	C. P. ① S. S.	C. P. ② S. S.
0	8 00	2 30		8 00
96	10 27	4 58		
81			2 30	11 50
81			3 00	1 10
164	11 59	6 30	8 00	5 25
	G.N. 357	G.N. 359	C. P. ① S. S.	C. P. ② S. S.
0	8 00	12 50	8 15	10 15
83			1 30	2 30
83				5 00
	9 28	2 20		
164	12 10	4 45		9 00

Table 50

(A) PORTLAND, HUNTINGTON (Daily)

106	18	Mis.	(Union Pacific)	17	105
12 30	9 45	0	Lv Portland	Ar	5 30 8 30
1 44	11 09	63	Lv Hood River	Lv	3 47 7 08
2 15	11 55	84	Lv The Dalles	Lv	3 10 6 40
4 26	3 20	216	Lv Pendleton	Lv	11 25 4 20
6 35	6 05	290	Lv La Grande	Lv	9 00 2 15
7 35	7 25	342	Lv Baker	Lv	7 22 1 10
8 55	8 50	390	Ar Huntington	Lv	6 00 11 55

(B) OGDEN, POCATELLO, BUTTE (Daily)

35	(Union Pacific)	36
8 55	Lv Ogden	Ar 6 00
11 55	Ar Pocatello	Lv 3 00
12 25	Lv Pocatello	Ar 2 30
1 33	Ar Idaho Falls	Lv 1 13
4 54	Ar Armstead	Lv 10 03
7 30	Ar Butte	Lv 7 30

Table 51

ALBANY-CORVALLIS
W.G.L. Bus—Rail Tickets Honored (Daily)

Lv Albany	8 08	10 28	8 07
Ar Corvallis	8 20	10 45	8 24
Lv Corvallis	9 08	6 45	10 25
Ar Albany	9 25	7 02	10 42

Table 52

(A) TWIN FALLS, WELLS STAGE LINE

* 4 15	* 9 30	Lv Wells (P.T.)	Ar	2 10	10 30
6 35	11 45	Ar Twin Falls (M.T.)	Lv	* 12 01	* 8 00

(B) WELLS, ELY
Nevada Northern R. R. Stages

* 2 30	Lv Wells	Ar	10 45
3 35	Ar Currie	Lv	9 30
4 50	Ar McGill	Lv	8 25
5 30	Ar Ely	Lv	* 8 00

(C) BOISE, WINNEMUCCA STAGES

* 11 30	* 1 10	Lv Winnemucca (P.T.)	Ar	5 10	2 35
12 50	2 30	Ar McDermitt	Lv	3 45	1 00
3 50	5 40	Ar Jordan Valley (M.T.)	Lv	2 40	11 55
5 30	7 35	Ar Caldwell	Lv	1 15	10 10
6 00	8 05	Ar Nampa	Lv	12 45	9 45
6 40	8 45	Ar Boise (M.T.)	Lv	* 12 05	* 9 05

Table 53

RENO, FALLON, ELY
Nevada Central Motor Lines, Inc.
(Rail Tickets Not Honored Beyond Fallon)

8-00	3 30	* 8 00	Lv Reno	Ar	8 30	5 00	11 30	6 00
9 30	5 00	9 30	Ar Fallon	Lv	7 00	3 30	10 00	4 30
		10 00	Lv Fallon	Ar		3 15		
		12 30	Ar Austin	Lv		12 50		
		2 30	Ar Eureka	Lv		10 55		
		4 20	Ar Ely	Lv		9 05		

Table 54

RENO, CARSON CITY
Las Vegas, Tonopah, Reno Stage Line, Inc.
Daily, Rail Tickets Not Honored

Lv Reno	6 00	7 45	10 50	1 30	7 00
Ar Carson City	6 40	8 25	11 30	2 10	7 40
Lv Carson City	6 30	8 00	11 35	4 10	5 15
Ar Reno	7 10	8 40	12 10	4 50	5 55

Table 55

RENO, SUSANVILLE, ALTURAS, TULE LAKE
KLAMATH FALLS

▲ 7 45	Lv Reno	Ar	10 20
10 01	Lv Susanville	Ar	8 25
11 15	Lv Ravendale	Ar	7 02
11 40	Lv Madeline	Ar	6 37
12 00	Lv Likely	Ar	6 17
12 25	Ar Alturas	Lv	5 50
12 55	Lv Alturas	Ar	5 20
1 30	Lv Canby	Ar	4 55
2 30	Lv Tule Lake	Ar	3 45
▲ 3 15	Ar Klamath Falls	Lv	▲ 3 00

Table 56

(A) KLAMATH FALLS, BEND
(Pacific Trailways) (Daily)
(Rail Tickets Not Honored)

4 20	8 15	Lv Klamath Falls	Ar	2 25	10 40
7 10	11 00	Ar Bend	Lv	11 35	8 00

KLAMATH FALLS, CRATER LAKE
(Pacific Trailways) (Daily)
Season—June 15 to Sept. 10

Lv Klamath Falls	4 45	Ar Crater Lake	6 15
Lv Crater Lake	12 30	Ar Klamath Falls	2 00
Klamath Falls-Crater Lake Round Trip \$6.60 plus tax			

Table 57

(A) MEDFORD, KLAMATH FALLS
W.G.L. Bus

* 12 30	Lv Medford	Ar	8 08
12 59	Lv Ashland	Lv	7 42
2 50	Ar Klamath Falls	Lv	* 5 50

(B) LAKEVIEW, KLAMATH FALLS
Red Ball Stage Line Rail Tickets Not Honored

d6 30	d10 00	Lv Lakeview	Ar	5 30	11 25	5 25
8 50	12 20	Ar Klamath Falls	Lv	d3 00	e9 00	d3 00

(C) SUSANVILLE, WESTWOOD
Mt. Lassen Transit Co. (Bus) Rail Tickets Honored

* 7 15	Lv Susanville	Ar	7 15
7 50	Ar Westwood	Lv	* 6 40

Table 58

(A) REDDING, SUMMIT CITY, SHASTA DAM
Shasta Dam Stages
Daily, except Sundays and Holidays

Lv Redding	6 30	8 20	10 40	12 45	3 35
Ar Summit City	6 48	8 38	10 58	1 11	4 01
Ar Shasta Dam	8 45	11 05	1 18	4 08	
Lv Shasta Dam	8 45	11 05	1 18	4 08	
Ar Summit City	6 48	8 53	11 13	1 26	4 16
Ar Redding	7 14	9 19	11 33	1 44	4 34

(B) MOUNT SHASTA, McCLOUD
McCloud River R. R. Co. (Bus)

Lv Mt. Shasta	* 7 00	d11 00	
Ar McCloud	7 30	11 30	
Lv McCloud	* 9 30	d11 45	i 3 30
Ar Mt. Shasta	10 00	12 15	4 00

Table 59

(A) REDDING, WEAVERVILLE, EUREKA
Eureka-Redding Stages

j 2 20	Lv Redding	Ar	11 35
3 45	Ar Weaverville	Lv	10 10
3 55	Lv Weaverville	Ar	10 00
7 40	Ar Eureka	Lv	k 6 15

Daily Service May 28 to Sept. 30.

(B) REDDING, ALTURAS
Redding-Alturas Stages (Rail Tickets Not Honored)

* 7 00	Lv Redding	Ar	4 20
7 50	Lv Montgomery Creek	Ar	3 25
8 45	Lv Burney	Ar	2 40
9 20	Lv Fall River Mills	Ar	2 05
9 25	Lv McArthur	Ar	1 55
f	Lv Nubieber	Ar	1 25
10 10	Lv Bieber	Ar	1 15
11 25	Ar Alturas	Lv	* 12 05

All P.M. time in dark faced figures.

① C.P. Service effective to May 19 and after Sept. 24.

② C.P. Service effective May 20 to Sept. 24.

*—Daily.

▲—Western Greyhound Bus.

★—Bus Service between East Olympia and Olympia.

M.T.—Mountain Standard Time.

b—Daily except Sunday.

c—Sunday only.

d—Daily except Sunday and Holidays.

e—Sunday and Holidays only.

f—Flag stop to entrain or detrain passengers.

g—On call for one or more passengers.

h—Saturday only.

i—Daily except Saturday, Sunday and Holidays.

j—Monday, Wednesday, Friday.

k—Tuesday, Thursday, Saturday.

Times Shown Below Are STANDARD TIME

SHASTA ROUTE

SEATTLE - TACOMA - SPOKANE - PORTLAND - SACRAMENTO - OAKLAND - SAN FRANCISCO - FRESNO - BAKERSFIELD - LOS ANGELES

Table 60 SOUTHBOUND			Shasta Daylight (Streamlined) No. 9 See Note A Example		Cascade (Streamlined) No. 11 Daily Example		Table 61 NORTHBOUND			Shasta Daylight (Streamlined) No. 10 See Note A Example		Cascade (Streamlined) No. 12 Daily Example	
Lv Seattle (Union Sta.)	U.P.	5 00	Su				Lv SAN FRANCISCO (3rd St.)	S.P.	7 10	Su	3 50	Su	
Lv Seattle (King St.)	N.P.			12 30	Su		Lv OAKLAND (16th St.)	"	7 50	Su	4 35	Su	
Lv Tacoma	U.P.-N.P.	6 02	Su	1 26	Su		Lv Berkeley	"	8 01	Su	4 45	Su	
Ar Portland	U.P.-N.P.	9 15	Su	4 30	Su		Lv Martinez	"	8 45	Su	5 35	Su	
							Ar Davis	"	9 35	Su	6 25	Su	
Lv PORTLAND	S.P.	7 45	Mo	4 45	Su		Lv Sacramento (S.P. Depot)		▲9 00	Su	▲5 50	Su	
Lv Salem	"	8 57	Mo	5 57	Su		Ar Davis (S.P. Depot)		▲9 25	Su	▲6 15	Su	
Lv Albany	"	9 28	Mo	6 28	Su		Lv Davis	S.P.	9 40	Su	6 30	Su	
Lv Eugene	"	10 14	Mo	7 14	Su		Lv Redding	"	12 14	Su	9 16	Su	
Lv Klamath Falls	"	2 35	Mo	11 35	Su		Lv Dunsuir	"	1 50	Su	10 55	Su	
Lv Dunsuir	"	5 05	Mo	2 15	Su		Lv Klamath Falls	"	4 40	Su	1 35	Mo	
Lv Redding	"	6 35	Mo	3 50	Mo		Lv Eugene	"	9 04	Su	5 55	Mo	
Ar Davis	"	9 08	Mo	6 27	Mo		Ar Albany	"	9 43	Su	6 34	Mo	
							Ar Salem	"	10 11	Su	7 02	Mo	
Lv Davis (S.P. Depot)		▲9 15	Mo	▲6 40	Mo		Ar PORTLAND	"	11 25	Su	8 15	Mo	
Ar Sacramento (S.P. Depot)		▲9 40	Mo	▲7 05	Mo								
Lv Davis	S.P.	9 11	Mo	6 32	Mo		Lv Portland	G.N.U.P.	11 45	Su	9 00	Mo	
Ar Martinez	"	9 57	Mo	7 32	Mo		Ar Tacoma	G.N.U.P.	4 15	Mo	12 10	Mo	
Ar Berkeley	"	10 33	Mo	8 10	Mo		Ar Seattle (King St.)	G.N.	6 00	Mo			
Ar OAKLAND (16th St.)	"	10 40	Mo	8 20	Mo		Ar Seattle (Union Sta.)	U.P.			1 15	Mo	
Ar SAN FRANCISCO (3rd St.)	"	11 20	Mo	9 00	Mo								

CONNECTING SERVICE

				Train No. 57		Train No. 51	
Lv Vancouver, B. C.	G.N.	12 50	Su	8 00	Su		
Ar Seattle (King St. Sta.)	"	4 45	Su	12 10	Su		
Lv Spokane	U.P.	7 30	Su	7 30	Sa	Lv Los Angeles	S.P.
Ar Portland	"	5 30	Mo	5 30	Su	Lv Bakersfield	"
						Lv Fresno	"
Lv Spokane	(N.P.) S.P.&S.	10 38	Su			Ar Martinez	"
Lv Spokane	(G.N.) S.P.&S.	11 59	Su				
Ar Portland	S.P.&S.	7 00	Mo			Lv Dunsuir	▲2 ⁰⁵
						Lv Ashland	▲5 ⁰⁸
Lv Grants Pass		▲11 ⁵⁵	Mo			Lv Medford	▲6 ⁴⁵
Lv Medford		▲12 ⁵³	Mo			Ar Grants Pass	▲6 ³⁵
Lv Ashland		▲1 ¹⁸	Mo				
Ar Dunsuir		▲4 ²⁵	Mo			Lv Portland	S.P.&S.
						Lv Spokane	(N.P.) S.P.&S.
						Ar Spokane	(G.N.) S.P.&S.
						Lv Seattle (King St. Sta.)	G.N.
						Ar Vancouver, B. C.	"

TRAINS 9-10 STREAMLINER SHASTA DAYLIGHT

Parlor-Observation Car: Portland-San Francisco. Railroad owned.

Chair Cars: Portland-San Francisco. Reserve seats in advance. Special service charge. See Note B. Porter Service. Radio.

Dome-Lounge Car: Portland-San Francisco.
Coffee Shop Car: Portland-San Francisco.

TRAINS 11-12 STREAMLINER CASCADE

Full Lounge Car: Portland-San Francisco.

Sleeping Cars: Seattle-San Francisco. (On N.P. No. 408 to Portland and U.P. No. 457 to Seattle. (Roomettes, Bedrooms, Compartments, Drawing Rooms.)
Portland-San Francisco. (Roomettes, Bedrooms.)

Chair Cars: Portland-San Francisco. (Reclining Seats. Reserve in advance.) Special service charge. See Note B. Pillow service available at nominal charge.

Dining Car: Portland-San Francisco.

News Agent Service.

NOTE A - DAILY AND TRI-WEEKLY SCHEDULES OF THE "SHASTA DAYLIGHT"

*Tri-Weekly: January 15, 1960 through May 27, 1960.

Daily: May 28, 1960 through September 14, 1960.

*Tri-Weekly: September 15, 1960 through December 14, 1960.

Daily: December 15, 1960 through January 14, 1961.

*During periods of tri-weekly service, trains will operate Northbound from San Francisco on Sundays, Wednesdays and Fridays.

Southbound from Portland on Mondays, Thursdays and Saturdays.

NOTE B—Service Charge of \$1.00 (plus Federal Tax) is made for each chair car seat occupied by adult, or child of any age, between San Francisco or Oakland and Portland; proportionate charges to and from intermediate points.

All P.M. time in dark faced figures.

⊕—Bus service between San Francisco 3rd Street Station, and Oakland 16th St. Terminal via the Bay Bridge, affording a panoramic view of the San Francisco Bay area.

▲—Western Greyhound Lines Bus. (Rail tickets honored.)

■—S.P. Depot. *—W.G.L. Depot.

⊔—Train 57 arrives Oakland 16th Street at 7:15 A.M. connecting with Train 10.

⊔—Returning bus leaves Davis 9:35 AM arriving Sacramento 10:05 AM for passengers off No. 10.

Times Shown Below Are STANDARD TIME

SHASTA ROUTE

PORTLAND - SACRAMENTO - SAN FRANCISCO - LOS ANGELES

Table 62 SOUTHBOUND					Table 63 NORTHBOUND					CONNECTING SERVICE																																																																						
Elev		Mis.	Shasta Daylight No. 9 See Note A	Cascade No. 11 Daily	Passenger No. 19# Daily	Elev		Mis.	Shasta Daylight No. 10 See Note A	Cascade No. 12 Daily	Passenger No. 20# Daily	SACRAMENTO - LOS ANGELES																																																																				
										READ DOWN		READ UP																																																																				
										No. 60	No. 54-52	Mis.	Table 64		Elev	No. 51-53	No. 59																																																															
30	Lv PORTLAND, ORE.	0	7 45	4 45	11 00	13	Lv SAN FRANCISCO (3rd St.) ⊕	0	7 10	3 50	10 00	7 15	7 05	0	Lv SACRAMENTO	Ar	42	5 45	7 30																																																													
110	Lv Clackamas	11				9	Lv OAKLAND (16th St.) ⊕	6	7 50	4 35	11 10	8 25	8 15	48	Lv Stockton	Ar	19	4 30	6 15																																																													
74	Lv Oregon City	16			f 11 20	16	Lv Berkeley	9	8 01	4 45		9 58	10 30	115	Lv Merced	Ar	167	2 25	4 35																																																													
151	Lv Canby	24			b 11 40	38	Lv Richmond	15		d 4 54		11 30	11 44	170	Lv Fresno	Ar	287	1 10	3 10																																																													
182	Lv Woodburn	36			b 11 52	10	Lv Crockett	29		e 5 16		1 57	2 00	278	Lv Bakersfield	Ar	417	10 52	12 20																																																													
163	Lv Chemawa	48				7	Lv Martinez	35	e 8 45	5 35		6 50	6 55	442	Lv Glendale	Ar	432	6 00	7 00																																																													
163	Lv SALEM	53	8 57	5 57	12 27	7	Lv Suisun-Fairfield	52		d 5 55		7 10	7 15	447	Ar LOS ANGELES	Lv	297	5 40	6 40																																																													
213	Lv ALBANY	80	9 28	6 28	1 10	64	Lv Dixon	70																																																																								
282	Lv Halsey	97			f	51	Ar Davis	79	9 35	6 25	12 55																																																																					
325	Lv Junction City	110			f																																																																											
426	Ar Eugene	124			f 7 09	42	Lv SACRAMENTO	0	9 00	5 50	10 40																																																																					
426	Lv EUGENE	124	10 14	7 14	2 30	51	Ar Davis	13	k 9 25	6 15	11 05																																																																					
457	Lv Springfield	128			f 2 37																																																																											
1108	Lv Westfir	165			f																																																																											
1206	Lv Oakridge	167			f 3 20																																																																											
2076	Lv McCreddie Springs	178			f c																																																																											
4885	Lv Cascade Summit	211			f 5 05																																																																											
4844	Lv Odell Lake	215																																																																														
4779	Lv Crescent Lake	219			5 25																																																																											
4759	Lv Chemult	244			5 48																																																																											
4188	Lv Chiloquin	291			6 29																																																																											
4105	Ar Klamath Falls	318	2 25	11 25	7 05																																																																											
4105	Lv KLAMATH FALLS	318	2 35	11 35	7 40																																																																											
4241	Lv Dorris, Cal.	340			8 10																																																																											
4261	Lv Macdoel	351																																																																														
4673	Lv Bray	367																																																																														
3898	Lv Black Butte, Cal.	402																																																																														
3553	Lv Mt. Shasta	410																																																																														
2553	Lv Shasta Springs	422																																																																														
2286	Ar Dunsuir	425	5 00	2 08	11 00																																																																											
2286	Lv Dunsuir	425	5 05	2 15	11 35																																																																											
1943	Lv Castella	474																																																																														
845	Lv Central Valley	482	6 35	3 50	1 30																																																																											
554	Lv REDDING	493																																																																														
431	Lv Anderson	493																																																																														
421	Lv Cottonwood	500																																																																														
305	Lv Red Bluff	517																																																																														
251	Ar Gerber	526	7 22	4 40	2 30																																																																											
251	Lv Gerber	526	7 27	4 45	2 40																																																																											
231	Lv Tehama	528																																																																														
283	Lv Richfield	533																																																																														
284	Lv Corning	536																																																																														
233	Lv Kirkwood	541																																																																														
266	Lv Orland	549																																																																														
176	Lv Artois	558																																																																														
143	Lv Willows	565																																																																														
104	Lv Norman	573																																																																														
101	Lv Delavan	576																																																																														
101	Lv Maxwell	582																																																																														
90	Lv Williams (Colusa)	591																																																																														
146	Lv Arbutle	601																																																																														
58	Lv Zamora	619																																																																														
69	Lv Woodland	630																																																																														
51	Ar Davis	639	9 08	6 27	4 30																																																																											
51	Lv Davis	0	9 15	6 40	5 35																																																																											
42	Ar SACRAMENTO	13	9 40	7 05	6 00																																																																											
51	Lv Davis	639	9 11	6 32	5 00																																																																											
64	Lv Dixon	647																																																																														
7	Lv Suisun-Fairfield	666			7 03																																																																											
7	Lv Martinez	683	9 57	7 32																																																																												
10	Lv Crockett	689			7 40																																																																											
38	Ar Richmond	703			7 58																																																																											
16	Ar Berkeley	709	10 33	8 10																																																																												
9	Ar OAKLAND (16th St.) ⊕	712	11 40	8 20	6 45																																																																											
13	Ar SAN FRANCISCO (3rd St.) ⊕	718	11 20	9 00	7 15																																																																											
TRAIN NUMBERS: 9 11 19					TRAIN NUMBERS: 10 12 20					<table border="1"> <thead> <tr> <th>No. 60</th> <th>No. 54-52</th> <th>Mis.</th> <th>Table 64</th> <th>Elev</th> <th>No. 51-53</th> <th>No. 59</th> </tr> </thead> <tbody> <tr> <td>7 15</td> <td>7 05</td> <td>0</td> <td>Lv SACRAMENTO</td> <td>Ar</td> <td>42</td> <td>5 45</td> <td>7 30</td> </tr> <tr> <td>8 25</td> <td>8 15</td> <td>48</td> <td>Lv Stockton</td> <td>Ar</td> <td>19</td> <td>4 30</td> <td>6 15</td> </tr> <tr> <td>9 58</td> <td>10 30</td> <td>115</td> <td>Lv Merced</td> <td>Ar</td> <td>167</td> <td>2 25</td> <td>4 35</td> </tr> <tr> <td>11 30</td> <td>11 44</td> <td>170</td> <td>Lv Fresno</td> <td>Ar</td> <td>287</td> <td>1 10</td> <td>3 10</td> </tr> <tr> <td>1 57</td> <td>2 00</td> <td>278</td> <td>Lv Bakersfield</td> <td>Ar</td> <td>417</td> <td>10 52</td> <td>12 20</td> </tr> <tr> <td>6 50</td> <td>6 55</td> <td>442</td> <td>Lv Glendale</td> <td>Ar</td> <td>432</td> <td>6 00</td> <td>7 00</td> </tr> <tr> <td>7 10</td> <td>7 15</td> <td>447</td> <td>Ar LOS ANGELES</td> <td>Lv</td> <td>297</td> <td>5 40</td> <td>6 40</td> </tr> </tbody> </table>								No. 60	No. 54-52	Mis.	Table 64	Elev	No. 51-53	No. 59	7 15	7 05	0	Lv SACRAMENTO	Ar	42	5 45	7 30	8 25	8 15	48	Lv Stockton	Ar	19	4 30	6 15	9 58	10 30	115	Lv Merced	Ar	167	2 25	4 35	11 30	11 44	170	Lv Fresno	Ar	287	1 10	3 10	1 57	2 00	278	Lv Bakersfield	Ar	417	10 52	12 20	6 50	6 55	442	Lv Glendale	Ar	432	6 00	7 00	7 10	7 15	447	Ar LOS ANGELES	Lv	297	5 40	6 40
No. 60	No. 54-52	Mis.	Table 64	Elev	No. 51-53	No. 59																																																																										
7 15	7 05	0	Lv SACRAMENTO	Ar	42	5 45	7 30																																																																									
8 25	8 15	48	Lv Stockton	Ar	19	4 30	6 15																																																																									
9 58	10 30	115	Lv Merced	Ar	167	2 25	4 35																																																																									
11 30	11 44	170	Lv Fresno	Ar	287	1 10	3 10																																																																									
1 57	2 00	278	Lv Bakersfield	Ar	417	10 52	12 20																																																																									
6 50	6 55	442	Lv Glendale	Ar	432	6 00	7 00																																																																									
7 10	7 15	447	Ar LOS ANGELES	Lv	297	5 40	6 40																																																																									

All P.M. time in dark faced figures.
 ⊕ - Bus service between San Francisco 3rd Street Station and Oakland 16th St. Terminal via the Bay Bridge, affording a panoramic view of the San Francisco Bay area.
 ⊗ - Trains 19-20. Chair Car only. No meal service.
 ⊘ - Western Greyhound Bus. (S. P. Depot). Bus connections to and from trains 9-10 operate on same days. See Note A.
 ▲ - Western Greyhound Bus (W.G.L. Depot). (Rail tickets honored.)

□ - Regular WGL schedule arrives at and departs from WGL stations. At Sacramento, 7th and L Streets. At Davis, 141-G Street, one block from SP Station.
 e - Flagstop to detain pay passgrs. from Eugene or beyond.
 f - Stops on flag to entrain pay passengers for Eugene or beyond; also detain from Portland or beyond.
 g - Stops on flag Monday, Wednesday and Thursday.
 h - Stops on flag to entrain pay passengers for Eugene or beyond.

e - Tr. 57 arrives Oak. 16th St. 7:15 AM, connecting with Tr. 10.
 f - Flag stop to entrain or detrain passengers.
 g - Stops on flag to entrain pay passengers for Eugene or beyond; also detain from Crescent Lake or beyond. Stops on flag on Sundays.
 h - Stops on flag to entrain pay passengers for Portland or beyond; also detain from Eugene or beyond.
 k - Returning, bus leaves Davis 9:35 AM arriving Sacramento 10:05 AM for passengers off No. 10.

Times Shown Below Are STANDARD TIME

COAST LINE

SAN JOAQUIN VALLEY LINE

SAN FRANCISCO - SANTA BARBARA - LOS ANGELES

SAN FRANCISCO - FRESNO - LOS ANGELES

SOUTHBOUND READ DOWN			Table 68			NORTHBOUND READ UP		
78	76	98		99	76	77		
	7 30	6 35	Lv Oakland 16th St. (Special Bus)⊕..... Ar	5 30	8 05			
	7 50	7 05	Ar San Francisco (3rd St.)⊕..... Lv	5 10	7 40			
b 5 25	8 00	7 15	Lv SAN FRANCISCO (3rd St.)..... Ar	5 00	7 30	9 40		
c 6 04	8 27	a	Lv Burlingame..... Lv	a	6 59	9 18		
d 6 30	8 50	a	Lv Palo Alto..... Lv	a	6 39	8 59		
	9 11	8 06	Ar San Jose..... Lv	4 05	6 13	8 40		
	7 58	6 40	Lv Fruitvale (Peerless Bus) Ar	5 50	7 42			
	8 12	6 54	Lv San Leandro " " Lv	5 35	7 28			
	8 25	7 07	Lv Hayward " " Lv	5 20	7 13			
	8 15	8 10	Ar San Jose (SP Depot) " " Lv	4 10	6 10			
	6 35	9 23	Lv San Jose..... Ar	3 53	5 55	8 34		
	7 36	10 30	Lv Watsonville Junction..... Lv		4 48	7 36		
f 8 06			Ar ORD (Fort Ord)..... Lv			f 7 02		
g 16			Ar Seaside..... Lv			g 6 50		
h 20			Ar Del Monte..... Lv			h 6 47		
i 26			Ar Monterey..... Lv			i 6 45		
j 36			Ar Pacific Grove..... Lv			j 6 25		
	10 59	9 38	Lv Salinas..... Lv	2 34	4 19			
	2 18	12 28	Lv San Luis Obispo..... Lv	11 51	1 15			
	4 55	2 46	Lv Santa Barbara..... Lv	9 30	10 34			
	5 38		Lv Ventura..... Lv		9 42			
	7 02	4 42	Lv Glendale..... Lv	7 35	8 20			
	7 30	5 00	Ar LOS ANGELES..... Lv	7 15	8 00			

TRAINS 98-99 STREAMLINER COAST DAYLIGHT

Chair Cars: San Francisco-Los Angeles.
 Coffee Shop Car: San Francisco-Los Angeles.
 Tavern Car: San Francisco-Los Angeles.
 Parlor Car: San Francisco-Los Angeles. (With one drawing room.)
 Parlor Observation Car: San Francisco-Los Angeles. (Railroad owned.)
 Chair Car: San Francisco-Los Angeles. (On trains 110 and 151 between San Francisco and San Jose.)
 Reserve seats in advance. Special service charge applicable in chair cars. See Note A.
 Porter service.

Baggage: No checked service to or from intermediate points.

TRAINS 75-76 STREAMLINER LARK

Full Lounge Car: San Francisco-Los Angeles. (For Pullman passengers.)
 Sleeping Cars: San Francisco-Los Angeles. (Roomettes, Bedrooms, Compartments, Drawing Rooms.)
 Dining Car: San Francisco-Los Angeles. (Serves Dinner and Breakfast.) (For Pullman passengers.)
 Snack Lounge Car: San Francisco-Los Angeles. (For Chair Car passengers.)
 Chair Cars: San Francisco-Los Angeles.
 Reserve seats in advance. Special service charge applicable in chair cars. See Note A.
 Pillow service available at nominal charge.
 Baggage: No checked service to or from Paso Robles, San Luis Obispo, Guadalupe or Surf.

TRAINS 77-78 DEL MONTE

Parlor Snack Lounge Car. (Reserved seats.)
 Streamlined Chair Cars: News Agent Service. No checked baggage service.

NOTE A—Service Charge of \$1.00 (plus Federal Tax) is made for each chair car seat occupied by adult, or child of any age, between San Francisco and Los Angeles; proportionate charges to and from intermediate points.

All P.M. time in dark faced figures.
 ⊕—Bus service between San Francisco 3rd Street Station, and Oakland 16th St. Terminal via the Bay Bridge, affording a panoramic view of the San Francisco Bay area.
 a—Southbound, through chair car for Coast Daylight passengers operates on train No. 110 arriving Burlingame 6:35 A.M., Palo Alto 7:08 A.M., San Jose 7:40 A.M. Northbound, through chair car operates on train 151 leaving San Jose 4:15 P.M., Palo Alto 4:42 P.M., Burlingame 5:12 P.M.
 b—Stops on flag to entrain pay passengers for Gilroy or beyond.
 c—Operates via Los Banos.
 d—Southbound through chair cars for San Joaquin Daylight passengers operate on train 54 to Lathrop. Northbound through chair cars operate on train 53 from Lathrop.
 e—Stops on flag daily except Sunday.

SOUTHBOUND READ DOWN			Table 69			NORTHBOUND READ UP		
60	58	52		51	57	59		
	9 00	6 15	Lv SAN FRANCISCO (3rd St.)⊕..... Ar	7 05	7 55			
	9 35	6 55	Lv OAKLAND (16th St.)⊕..... Ar	6 25	7 15			
	9 44	7 03	Lv Berkeley..... Lv	6 15	7 08			
	9 54	7 12	Lv Richmond..... Lv	5 56	6 55			
	10 35	7 50	Lv Martinez..... Lv	5 20	6 15			
	11 35	8 43	Ar Tracy..... Lv	4 10	5 15			
	11 45	8 47	Lv Tracy..... Ar	4 05	5 06			
7 15		d 7 05	Lv Sacramento..... Ar	d 5 45		7 30		
8 00		d 7 50	Lv Lodi..... Lv	d 4 50		6 35		
8 25		d 8 15	Lv Stockton..... Lv	d 4 30		6 15		
9 07	c	9 00	Lv Lathrop..... Lv		c			
9 58	c	9 38	Lv Modesto..... Lv	3 18	c	5 23		
10 38	c	10 30	Lv Merced..... Lv	2 25	c	4 35		
11 30	c	11 05	Lv Madera..... Lv	1 43	c	3 57		
12 32	c	11 44	Lv Fresno..... Lv	1 20	c	3 30		
1 57	4 47	2 00	Lv Tulare..... Lv	12 15	1 34	1 56		
6 50	9 59	6 55	Lv Bakersfield..... Lv	11 02	12 16	12 30		
7 10	10 20	7 15	Lv Glendale..... Lv	6 00	6 40	7 00		
			Ar LOS ANGELES..... Lv	5 40	6 20	6 40		

TRAINS 51-53-52-54 STREAMLINER SAN JOAQUIN AND SACRAMENTO DAYLIGHTS

Dome Lounge Car: San Francisco-Los Angeles.
 Coffee Shop Car: San Francisco-Los Angeles.
 Chair Cars: San Francisco-Los Angeles. Sacramento-Los Angeles.
 Reserve seats in advance.
 Special service charge applicable in chair cars. See Note A.
 Passenger Agent. Porter service. Radio.

TRAINS 57-58 OWL

Sleeping Cars: San Francisco-Los Angeles. (Sections, Roomettes, Bedrooms.)
 Chair Cars: San Francisco-Los Angeles. Pillow service available at nominal charge.
 Hamburger Grill Lounge Car: San Francisco-Los Angeles. (No. 58—Dinner not served from San Francisco.)

TRAINS 59-60 WEST COAST

Snack Lounge Car: Sacramento-Los Angeles.
 Sleeping Cars: Sacramento-Los Angeles. (Sections, Roomettes, Bedrooms.)
 Chair Cars: Sacramento-Los Angeles. Pillow service available at nominal charge.

Table 69-A YOSEMITE TRANSPORTATION SYSTEM

3 00	12 00	0	Lv Merced (Via El Portal) (S. P. Station)..... Ar	10 10	2 15
5 40	2 40	82	Ar Yosemite Valley..... Lv	7 25	11 50

Season—Daily June 10 to Sept. 4 (Via Mariposa Big Trees)

	8 00	0	Lv Fresno..... Ar	4 30	
	10 20	67	Ar Mariposa Big Trees..... Horseshoe	Lv	11 00
	2 30	103	Ar Yosemite Valley..... Route	Lv	9 30

Table 69-B SEQUOIA AND KINGS CANYON NATIONAL PARKS

Season—Daily May 21 to October 3

	1 10	Lv Tulare..... (S.P. Station) Sequoia Bus Ar	12 00	
	1 45	Lv Visalia..... Sequoia Bus Ar	11 30	
	4 00	Ar Giant Forest Lodge..... Sequoia Bus Ar	9 30	

During off-season, Oct. 4 to May 20, "on call" transportation service by advance reservation from Tulare and Visalia to Giant Forest.

Times Shown Below Are STANDARD TIME

COAST LINE

SAN FRANCISCO - OAKLAND - SAN JOSE - SALINAS - SANTA BARBARA - VENTURA - LOS ANGELES

Elev	Station	Mls.	Coast Day-light No. 98 Daily	Nos. 110-98 Daily	S. F. Lark No. 76 Daily	No. 90 # Daily	Del Monte No. 78 & Daily
9	Lv Oakland (16th St.) Special Bus⊕	0	6 35		7 30		
13	Ar San Francisco (3rd St.)⊕	6	7 05		7 50		
13	Lv SAN FRANCISCO (3rd St.)...	0	7 15	6 05	8 00		5 25
27	Lv Burlingame	16		6 35	8 27		6 54
23	Lv San Mateo	18		6 39			
11	Lv Redwood City	25		6 55			
61	Lv Palo Alto	30			8 50		6 04
99	Ar San Jose	47	8 06	7 40	9 11		6 30
99	Lv SAN JOSE	47	8 18	8 18	9 23		6 35
344	Lv Morganhill	67				11 42	
193	Lv Gilroy	77				12 08	7 08
22	Ar Watsonville Jct.	97			10 24	12 58	7 34
22	Lv Watsonville Jct.	97			10 30	1 18	7 36
21	Ar Castroville	107				1 33	7 50
91	Lv ORD (Fort Ord)	0					8 06
19	Lv Seaside	4					8 16
9	Lv Del Monte	6					8 20
9	Ar Monterey	6					8 26
47	Ar Pacific Grove	9					8 36
21	Lv Castroville	107				1 33	18▲30
45	Ar SALINAS	114	9 38	9 38	10 53	2 10	19▲00
103	Lv Chualar	125				2 40	
127	Lv Gonzales	131				2 47	
184	Lv Soledad	140				3 00	
334	Lv King City	160				3 25	
399	Lv San Lucas	169				3 45	
455	Lv San Ardo	179				4 00	
541	Lv Bradley	192				4 18	
617	Lv San Miguel	203				4 32	
724	Lv Paso Robles	212			12 53	4 55	
775	Lv Templeton	218				5 04	
833	Lv Atascadero	223				5 15	
998	Lv Santa Margarita	232				5 35	
240	Ar San Luis Obispo	248	12 20	12 20	2 08	6 30	
240	Lv SAN LUIS OBISPO	248	12 28	12 28	2 18	6 55	
38	Lv Pismo	259				7 20	
82	Lv Oceano	273				7 20	
20	Lv Guadalupe	274			2 54	7 56	
285	Lv Casimiala	279				8 42	
50	Lv Surf	321				8 22	
110	Lv Concepcion	336				9 35	
96	Lv Gaviota	359				10 15	
42	Lv Goleta	367				10 30	
15	Ar Santa Barbara	367	2 41	2 41	4 48	10 45	
15	Lv SANTA BARBARA	367	2 46	2 46	4 55	11 40	
51	Lv Ventura	394			5 38	11 40	
53	Lv Oxnard	404			5 53	12 05	
148	Lv Camarillo	413				12 19	
516	Lv Moorpark	423				12 36	
971	Lv Santa Susana	434				12 55	
959	Lv Chatsworth	442				1 07	
810	Lv Northridge	446				1 14	
432	Lv Glendale (d)	464	4 42	4 42	7 02	1 43	
297	Ar LOS ANGELES	470	5 00	5 00	7 30	2 10	
Train Numbers			98	110-98	76	90	78

All P.M. time in dark faded figures.

⊕—Bus service between San Francisco 3rd Street Station, and Oakland 16th St. Terminal via the Bay Bridge, affording a panoramic view of the San Francisco Bay area.

#—Trains 90-91: Chair Car only. No meal service.

§—Trains 77-78: Parlor Snack Lounge Car. Reserved Seats. Streamlined Chair Cars.

†—S. P. Station.

†—W.G.L. Station.

▲—Western Greyhound Lines Bus.

*—Daily.

⊖—Stops on flag to entrain pay passengers for Santa Barbara or beyond; also detrain from Salinas or beyond.

⊖—Stops on flag to entrain pay passengers for Gilroy or beyond.

⊖—Stops on flag daily except Sunday.

⊖—Gateway to Hollywood, Beverly Hills, Santa Monica and Pasadena. Taxi service available.

⊖—Sunday and Holidays only.

⊖—Flag stop to detrain or entrain passengers.

⊖—Daily except Sunday and Holidays.

⊖—Stops on flag to entrain pay passengers for Fruitvale or beyond; also detrain from San Jose or beyond.

Mls.	Coast Day-light No. 99 Daily	Nos. 99-151 Daily	S. F. Lark No. 76 Daily	No. 91 # Daily	Del Monte No. 77 & Daily		
0	7 15	7 15	8 00		11 00		
6	7 35	7 35	8 20		11 25		
24					11 46		
28					11 49		
36					11 59		
47					12 08		
57					12 18		
66			9 25		12 27		
76			9 42		1 07		
103	9 25	9 25	10 24		2 00		
103	9 30	9 30	10 34		2 30		
111					2 43		
135					3 29		
149					3 53		
171				11 51	4 30		
197				12 29	5 20		
208					5 40		
211					f		
222	11 43	11 43	1 05		6 05		
222	11 51	11 51	1 15		6 30		
238					7 25		
247					7 45		
252					7 55		
258				2 31	8 10		
267					8 25		
278					8 40		
291					8 58		
302					9 12		
310					9 33		
330					10 18		
339					10 32		
345					10 41		
356	2 34	2 34	4 19		11 25		
364					11 37		
0					6 25		
2					6 45		
3					f 6 47		
5					c 6 50		
9					f 7 02		
364					11 37		
374			4 40		11 52		
374			4 48		12 20		
393					12 58		
403					1 11		
423	3 53	3 53	5 55	1 35	8 34		
423	4 05	4 15	6 13		8 40		
440		4 42	6 39		8 59		
445		4 52			9 06		
452		5 08					
454		5 12	6 59		9 18		
470	5 00	6 45	7 30		9 40		
0	5 10		7 40				
6	5 30		8 05				
Train Numbers			99	99-151	75	91	77

Elev	Mls.	70	72	74	76	78	80	
297	Lv Los Angeles (Un. Sta.)	0	6 45	9 30	1 30	4 45	e 7 30	11 45
13	Ar San Diego	128	9 30	12 15	4 15	7 30	10 00	3 00

Mls.	71	73	75	77	79	81	
Lv San Diego	0	5 15	7 30	11 59	3 30	6 00	e 8 30
Ar Los Angeles (Un. Sta.)	128	7 45	10 15	2 45	6 15	9 00	11 00

Table 73					
7 45	6 25	Lv OAKLAND (20th-San Pablo)	Ar	6 05	7 55
7 58	6 40	Lv Fruitvale	Ar	6 50	7 42
8 12	6 54	Lv San Leandro	Ar	6 35	7 28
8 25	7 07	Lv Hayward	Ar	6 20	7 13
8 43	7 28	Lv Centerville	Ar	5 00	6 52
9 15	8 10	Ar SAN JOSE (S.P. Depot)	Lv	4 10	6 10

Table 74									
12▲00	2▲45	9▲55	14▲30	Lv Salinas	Ar	9▲26	2▲30	11▲15	16▲50
12▲30			15▲00	Lv Ar Ord	Ar			19▲45	16▲20
12▲40			15▲10	Lv Ar Seaside	Lv			19▲35	16▲10
	f	f		Lv Ar Del Monte	Lv	f	f		
12▲45	3▲37	10▲42	15▲15	Lv Ar Monterey	Lv	8▲38	1▲42	19▲30	16▲05
12▲55	3▲50	10▲45	15▲25	Lv Ar Pacific Grove	Lv	8▲10	1▲20	19▲15	15▲50
3▲00	6▲18			Lv Salinas	Ar			9▲07	9▲00
3▲35	6▲56			Lv Watsonville (W. G. L. Sta.)	Lv	8▲31		8▲07	8▲07
4▲05	7▲35			Lv Santa Cruz (W. G. L. Sta.)	Lv	8▲00		7▲30	7▲30

Times Shown Below Are STANDARD TIME

SAN JOAQUIN VALLEY LINE

SAN FRANCISCO - OAKLAND - SACRAMENTO - STOCKTON - MERCED - FRESNO - BAKERSFIELD - LOS ANGELES

Table 75		SOUTHBOUND			
Elev	Mls.	San Joaquin Daylight No. 52 Daily	Sacramento Daylight No. 54-52 Daily	Owl No. 58 Daily	West Coast No. 60 Daily
13	Lv SAN FRANCISCO (3rd St.)⊕	0	6 15	9 00	
9	Lv OAKLAND (16th St.)⊕	6	6 55	9 35	
16	Lv Berkeley	9	7 03	9 44	
38	Lv Richmond	15	7 12	9 54	
10	Lv Crockett (To Vallejo)	25	7 33	10 15	
7	Lv Martinez	35	7 50	10 35	
10	Lv Avon	38			
8	Lv Port Chicago	41			
27	Lv Pittsburg	45	8 05	10 50	
77	Lv Brentwood	62		11 11	
31	Lv Byron	67			
60	Ar Tracy	82	8 43	11 35	
22	Lv Tracy	82	8 47	11 45	
60	Ar LATHROP	93	9 00		
42	Lv SACRAMENTO	0		7 05	7 15
47	Lv Galt	27		7 40	
51	Lv Lodi	36		7 50	8 00
19	Lv Stockton	48		8 15	8 25
22	Ar LATHROP	58			
22	Lv LATHROP	93	9 00	9 00	
36	Lv Manteca	97			
70	Lv Salida	106			
87	Lv Modesto	113	9 38	9 38	9 07
69	Lv Ceres	117			
102	Lv Turlock	126	9 56	9 56	9 25
117	Lv Delhi	132			
149	Lv Atwater	143			
167	Lv MERCED (To Yosemite)	150	10 30	10 30	9 58
244	Lv Chowchilla	168			10 13
273	Lv Madera	184	11 05	11 05	10 38
102	Lv Patterson	107			12 13
111	Lv Newman	119			12 24
108	Lv Gustine	123			12 28
118	Lv Los Banos	140			12 50
119	Lv Dos Palos	153			b 1 02
154	Lv Firebaugh	166			b 1 15
174	Lv Mendota	174			b 1 23
216	Lv Kerman	193			b 1 40
287	Ar Fresno	205	11 35	11 35	2 05
306	Lv FRESNO	205	11 44	11 44	2 30
307	Lv Fowler	215			
298	Lv Selma	221			c 2 54
286	Lv Kingsburg	231			
276	Lv Traver	239			
275	Lv Goshen Jct.	250			
283	Lv Tulare (85)	260	12 38	12 38	3 30
315	Lv Tipton	272			
352	Lv Earlimart	281			
316	Lv Delano	281	1 14	1 14	4 02
416	Lv McFarland	287			
419	Lv Famoso	293			
417	Lv Lerdo	300			
417	Ar BAKERSFIELD	313	1 52	1 52	4 37
1292	Lv BAKERSFIELD	313	2 00	2 00	4 47
2712	Lv Caliente	335			5 16
3970	Lv Woodford	349			
3949	Lv Tehachapi (The Loop)	360	3 40	3 40	6 32
2749	Lv Monolith	365			f 3 37
2355	Lv Mojave	380	4 13	4 13	7 10
2657	Lv Lancaster	405	4 39	4 39	7 35
1172	Lv Palmdale	414			d 7 54
1276	Lv Saugus	450			f 9 06
1075	Lv Newhall	452			
562	Lv San Fernando	461			g 9 31
432	Lv Burbank	472			e 9 47
432	Lv Glendale (v)	477			e 9 59
297	Ar LOS ANGELES	482	6 55	6 55	10 20
			7 15	7 15	

All P.M. time in dark faced figures.

⊕—Bus service between San Francisco 3rd Street Station, and Oakland 16th St. Terminal via the Bay Bridge, affording a panoramic view of the San Francisco Bay area.

⬅—Does not stop at Lathrop station.

⬅—Stops on flag to entrain pay passengers for Fresno or beyond; also detrain from Martinez or beyond.

⬅—Stops on flag to entrain pay passengers for Bakersfield or beyond; also detrain from Martinez or beyond.

⬅—Stops on flag to entrain pay passengers for Glendale or beyond; also detrain from beyond Fresno.

⬅—Stops on flag to entrain pay passengers for Glendale or beyond; also detrain from Fresno or beyond.

⬅—Stops on flag to detrain pay passengers from Fresno or beyond.

f—Flag stop to entrain or detrain passengers.

g—Stops on flag to entrain pay passengers for Bakersfield or beyond; also detrain from Sacramento or beyond.

h—Stops on flag to detrain pay passengers from Stockton or beyond.

i—Stops on flag to entrain pay passengers for Colton or beyond; also detrain from Fresno or beyond.

j—Stops on flag to entrain pay passengers for Mojave or beyond.

k—Stops on flag to entrain pay passengers for Bakersfield or beyond; also detrain from Los Angeles or beyond.

l—Stops on flag to entrain pay passengers for Fresno or beyond; also detrain from Glendale or beyond.

m—Stops on flag to entrain pay passengers for beyond Fresno; also detrain from Glendale or beyond.

n—Stops on flag to entrain pay passengers for Martinez or beyond; also detrain from Bakersfield or beyond.

p—Stops on flag to entrain pay passengers for Martinez or beyond; also detrain from Fresno or beyond.

r—Stops on flag to entrain pay passengers for Berkeley or beyond; also detrain from Fresno or beyond.

s—Stops on flag to entrain pay passengers for beyond Fresno.

t—Stops on flag to entrain pay passengers for Stockton or beyond.

u—Stops on flag to entrain pay passengers for Sacramento or beyond; also detrain from Bakersfield or beyond.

v—Gateway to Hollywood, Beverly Hills, Santa Monica and Pasadena. Taxi service available.

If our schedules do not entirely meet your travel requirements, S.P. tickets will be honored on Western Greyhound buses between certain points in San Joaquin Valley.

Table 76		NORTHBOUND			
Mls.		San Joaquin Daylight No. 51 Daily	Sacramento Daylight No. 51-53 Daily	Owl No. 57 Daily	West Coast No. 59 Daily
0	Lv LOS ANGELES	5 40	5 40	6 20	6 40
6	Lv Glendale (v)	6 00	6 00	6 40	7 00
11	Lv Burbank			6 49	7 09
21	Lv San Fernando			7 04	7 24
30	Lv Newhall				
32	Lv Saugus			7 26	7 46
69	Lv Palmdale			7 45	8 05
77	Lv Lancaster	8 06	8 06	9 00	9 20
102	Lv Mojave	8 37	8 37	9 35	9 55
118	Lv Monolith				
122	Lv Tehachapi (The Loop)	9 18	9 18	10 20	10 40
134	Lv Woodford				
147	Lv Caliente				
169	Ar BAKERSFIELD	10 52	10 52	12 01	12 20
169	Lv BAKERSFIELD	11 02	11 02	12 16	12 30
182	Lv Lerdo				
190	Lv Famoso				
195	Lv McFarland				
202	Lv Delano	11 35	11 35	12 50	1 11
210	Lv Earlimart				
222	Lv Tipton				
232	Lv Tulare (85)	12 15	12 15	1 34	1 56
243	Lv Goshen Jct.				
251	Lv Traver				
257	Lv Kingsburg			m2 06	
262	Lv Selma			m2 14	
267	Lv Fowler				
277	Ar Fresno	1 10	1 10	2 35	3 10
277	Lv FRESNO	1 20	1 20	3 00	3 30
292	Lv Kerman				
311	Lv Mendota			n 3 16	
319	Lv Firebaugh			n 3 32	
332	Lv Dos Palos			n 3 40	
345	Lv Los Banos			n 3 52	
362	Lv Gustine			n 4 10	
366	Lv Newman			n 4 26	
378	Lv Patterson			p 4 30	
298	Lv Madera	1 43	1 43		3 57
314	Lv Chowchilla				a 4 14
332	Lv MERCED (To Yosemite)	2 25	2 25		4 35
339	Lv Atwater				
350	Lv Delhi				
356	Lv Turlock	2 46	2 46		4 58
365	Lv Ceres				
369	Lv Modesto	3 18	3 18		5 23
376	Lv Salida				
386	Lv Manteca				
389	Ar Lathrop				
400	Ar Tracy	4 05	4 05	5 06	
0	Lv LATHROP				
9	Lv Stockton			4 30	6 15
22	Lv Lodi			4 50	6 35
30	Lv Galt			5 00	
58	Ar SACRAMENTO			5 45	7 30
400	Lv TRACY	4 10			5 15
415	Lv Byron				
421	Lv Brentwood			r 5 35	
433	Lv Pittsburg	4 46		5 52	
441	Lv Port Chicago				
444	Lv Avon				
447	Lv Martinez	5 20		6 15	
453	Lv Crockett (To Vallejo)	5 32		6 31	
467	Lv Richmond	5 56		6 55	
473	Lv Berkeley	6 15		7 08	
476	Ar OAKLAND (16th St.)⊕	6 25		7 15	
482	Ar SAN FRANCISCO (3rd St.)⊕	7 05		7 55	

TRAIN NUMBERS: 51 51-53 57 59

Times Shown Below Are STANDARD TIME

LOCAL SERVICE AND CONNECTIONS IN CALIFORNIA

SAN FRANCISCO - SACRAMENTO

20 Daily	22 Daily	58 Daily	248 Daily	28 Daily	10 Daily See Note A	52 Daily	224 Daily	Mls.	Table 77				57 Daily	247 Daily	27 Daily	223 Daily	61 Daily	19 Daily	9 Daily See Note A	21 Daily
10 00	10 00	9 00	4 30	11 00	7 10	6 15	6 10	0	Lv SAN FRANCISCO (3rd St.) ⊕ Ar	7 55	8 20	3 15	6 10	7 05	7 15	11 20	2 15			
11 10	10 30	9 35	5 05	11 40	7 50	6 55	6 35	6	Lv OAKLAND (16th St.) ⊕ Ar	7 15	7 55	2 40	5 45	6 25	6 45	10 40	1 45			
		9 44	5 12	11 49	8 01	7 03	6 42	9	Lv Berkeley Ar	7 08	7 45	2 26	5 38	6 15	10 33					
		9 54		11 59		7 12	6 50	15	Lv Richmond Ar	6 55		2 15	5 26	6 56						
		10 15	5 40	12 21		7 33	7 08	29	Lv Crockett (To Vallejo) Ar	6 31		1 50	5 09	5 32						
		10 19						31	Lv Port Costa Ar	6 20										
		10 25	6 50	12 34	8 45	7 42	7 18	35	Ar Martinez Lv	6 15	7 07	1 36	5 00	5 20				9 57		
			6 10	1 00			7 40	52	Ar Suisun-Fairfield Lv		6 47	1 15	4 41							
12 55			6 36	1 30	9 35		8 07	79	Ar Davis Lv		6 21		4 16				5 00	9 11		
↓	12 25		6 55	1 50	↓		8 25	92	Ar SACRAMENTO Lv		6 05	12 30	4 00				↑	↑	11 45	

NORTHWESTERN PACIFIC RAILROAD

Southbound Read Down		Northbound Read Up	
No. 3	No. 4	No. 3	No. 4
Su. We. Fr.	Mo. Th. Sa.	Su. We. Fr.	Mo. Th. Sa.
Table 78			
9 05	Lv EUREKA N.W.P.R.R. Ar	6 20	Lv WILLITS N.W.P.R.R. Ar
9 31	Lv Fernbridge Lv	6 51	Lv Ukiah Lv
9 37	Lv Fortuna Lv	7 47	Lv Hopland Lv
9 58	Lv Scotia Lv	8 26	Lv Cloverdale Lv
10 35	Lv South Fork Lv	9 50	Lv Geyserville Lv
11 40	Lv Alderpoint Lv	10 32	Lv Santa Rosa Lv
1 28	Lv Dos Rios Lv	11 15	Lv Santa Rosa Ar
2 37	Ar WILLITS N.W.P.R.R. Lv	12 45	Ar Petaluma Lv
			Ar Novato Lv
2 47	Lv Willits W.G.L. Bus Ar	12 30	Ar Hamilton Field Lv
3 27	Ar Ukiah Lv	11 45	Ar San Rafael Lv
4 01	Ar Hopland Lv	10 53	Ar SAN FRANCISCO W.G.L. Bus Lv
4 22	Ar Cloverdale Lv	10 32	
4 35	Ar Geyserville Lv	10 15	
5 20	Ar Santa Rosa Lv	9 30	
5 35	Lv Santa Rosa Ar	9 15	
6 05	Ar Petaluma Lv	8 52	
6 37	Ar Novato Lv	8 34	
6 54	Ar Hamilton Field Lv	8 27	
7 01	Ar San Rafael Lv	8 15	
7 14	Ar SAN FRANCISCO W.G.L. Bus Lv	7 55	
6 55			

TRAINS 3 AND 4 REDWOOD

Streamlined Air Conditioned Chair Car.

#—W.G.L. Bus arrives and departs from N.W.P.R.R. Station at Willits.

§—W.G.L. Bus Terminal, 7th and Mission Streets, San Francisco.

Rail tickets honored.

Table 79

VIA REDWOOD EMPIRE - BY RAIL AND MOTOR COACH - BETWEEN PORTLAND - GRANTS PASS - EUREKA - SAN FRANCISCO

Side trip is available on most through tickets over Southern Pacific's Shasta Route between Portland, Ore., and San Francisco for \$4.75 (Federal Tax Extra) additional fare. Trip may be made either southbound or northbound.

4 45	0	Lv Eureka	W.G.L. Bus Ar	8 11
5 25	25	Lv Trinidad	" " Ar	7 31
6 58	88	Ar Crescent City	" " Lv	5 58
7 10	88	Lv Crescent City, Calif.	" " Ar	5 39
8 05	115	Lv Idelwild, Calif.	" " Ar	4 42
8 46	145	Ar Oregon Caves Junction	W.G.L. Bus Lv	5 00
	165	Ar Oregon Caves	Ore. Caves Stages Lv	
		Lv Oregon Caves	Ore. Caves Stages Ar	
9 46	145	Lv Oregon Caves Junction	W.G.L. Bus Ar	5 00
11 32	175	Lv Grants Pass	W.G.L. Bus Lv	4 10
13 08	348	Ar Eugene	W.G.L. Bus Lv	9 55

WILLITS AND FORT BRAGG

Via California Western Railroad (Motor Car)

Table 80			
6 00	12 50	0	Lv Willits, Calif. Ar
6 47	1 37	16	Lv Irmulco Ar
6 55	1 45	19	Lv Northspur Ar
7 00	1 50	21	Lv Camp Marwedel Ar
7 55	2 45	40	Ar Fort Bragg, Calif. Lv

Table 81

SAN FRANCISCO - LOS ALTOS - LOS GATOS

132	Mls.		129
4 17	0	Lv San Francisco (3rd. Street) Ar	7 20
	32	Lv California Ave. Lv	6 29
5 13	36	Lv Los Altos Lv	6 12
5 26	41	Lv Monta Vista Lv	5 58
5 34	45	Lv Champagne Fountain Lv	5 49
5 41	48	Ar Vasona (Los Gatos) Lv	5 41

Table 82

MONTEREY - CARMEL

(Bay Rapid Transit Co. Daily)

Purchase tickets to Monterey only.

15 minutes running time. Lv Monterey and Carmel approximately every hour between 7:00 A.M. and 10:00 P.M.

Table 83

GILROY - HOLLISTER

(W.G.L. Daily) Rail Tickets Honored

Approximately 45 minutes running time. Lv Gilroy for Hollister 6:10 A.M., 11:15 A.M., 5:05 P.M. Lv Hollister for Gilroy 7:15 A.M., 12:20 P.M., 6:00 P.M.

Table 84

VENTURA - OJAI

(Citizens Transit Lines. Daily)

Purchase tickets to Ventura only. 35 minutes running time.

Lv Ventura for Ojai 6:10 A.M., 8:05 A.M., 9:35 A.M., 12:15 P.M., 2:20 P.M., 4:40 P.M., 9:45 P.M. Lv Ojai for Ventura 7:05 A.M., 8:50 A.M., 10:20 A.M., 1:00 P.M., 3:30 P.M., 5:25 P.M., 10:20 P.M.

Table 85

TULARE - PORTERVILLE

(Orange Belt Stages Daily) Rail Tickets Honored

12 45	Lv Tulare (75, 76) Ar	12 00
1 15	Lv Visalia Lv	11 30
1 42	Lv Exeter Lv	10 40
1 57	Lv Lindsay Lv	10 30
2 05	Lv Strathmore Lv	10 20
2 20	Ar Porterville Lv	10 10

NOTE A—DAILY AND TRI-WEEKLY SCHEDULES OF THE "SHASTA DAYLIGHT"

*Tri-Weekly: January 15, 1960 through May 27, 1960.

Daily: May 28, 1960 through September 14, 1960.

*Tri-Weekly: September 15, 1960 through December 14, 1960.

Daily: December 15, 1960 through January 14, 1961.

*During periods of tri-weekly service, trains will operate Northbound from San Francisco on Sundays, Wednesdays and Fridays.

Southbound from Portland on Mondays, Thursdays and Saturdays.

All P.M. time in dark faced figures.

⊕—Bus service between San Francisco 3rd Street Station, and Oakland 16th St. Terminal via the Bay Bridge, affording a panoramic view of the San Francisco Bay area.

*—Daily.

‡—To Davis only.

†—From Davis only.

⊖—Stops on flag to detain passengers from Richmond or beyond.

⊕—Stops on flag to detain pay passengers from Berkeley or beyond.

⊖—Stops on flag to detain pay passengers from Richmond or beyond.

⊖—Stops on flag to detain pay passengers from Martinez or beyond.

f—Flag stop to entrain or detrain passengers.

g—Stops on flag to detain revenue passengers from Sacramento.

h—Daily June 12 to Sept. 13.

i—Daily June 13 to Sept. 14.

j—Daily except Saturday.

k—Saturday only.

m—Daily except Sundays and Holidays.

n—Daily except Saturdays, Sundays & Holidays.

p—Daily except Sundays and Holidays.

q—Daily except Sunday.

r—Friday only.

Times Shown Below Are STANDARD TIME

SAN FRANCISCO TO SAN JOSE**VIA BURLINGAME - SAN MATEO - REDWOOD CITY - MENLO PARK - PALO ALTO****Table 86**

Miles	(A)	108 Ex. Sat. Sun. & Hol. (See a)	110 Daily	112 Daily	164 Sun. & Hol. Only (See a)	114 Ex. Sun. & Hol. (See a)	166 Sat. Ex. Hol. (See a)	116 Daily	118 Ex. Sun. & Hol. (See a)	120 Ex. Sat. Sun. & Hol. (See a)	122 Daily	124 Ex. Sat. Sun. & Hol. (See a)	126 Ex. Sat. Sun. & Hol. (See a)	128 Ex. Sat. Sun. & Hol. (See a)	130 Ex. Sat. Sun. & Hol. (See a)	132 Ex. Sat. Sun. & Hol. (See a)	134 Ex. Sat. Sun. & Hol. (See a)	136 Ex. Sat. Sun. & Hol. (See a)
0.0	Lv SAN FRANCISCO (3rd St.)	A.M. 4 50	A.M. 6 05	A.M. 7 35	A.M. 10 00	A.M. 10 00	A.M. 11 30	P.M. 12 45	P.M. 2 00	P.M. 3 07	P.M. 3 20	P.M. 3 40	P.M. 3 50	P.M. 3 57	P.M. 4 14	P.M. 4 17	P.M. 4 20	P.M. 4 23
1.9	Lv 23rd St.		6 09				11 34		2 04	3 11	3 24	3 45	3 54	4 00				
4.1	Lv Paul Ave.											3 50	3 58					
5.2	Lv Bayshore		6 14	7 43			11 38		2 09		3 30	3 53						
8.6	Lv Butler Road										3 34	3 57						
9.3	Lv So. San Francisco	5 03	6 20	7 48	10 13	10 13	11 44	12 53	2 14	3 23	3 37	3 57	4 00	4 11				
11.0	Lv San Bruno	5 07	6 24	7 51	10 16	10 17	11 47	1 01	2 18	3 25	3 41	4 04	4 09	4 16				
12.1	Lv Lomita Park		6 26				11 49		2 20	3 26	3 43	4 04	4 11	4 16				
13.7	Lv Millbrae	5 12	6 29	7 55	10 21	10 23	11 52	1 05	2 23	3 31	3 46	4 06	4 14	4 22				
15.2	Lv Broadway	5 15	6 32	7 58	10 24	10 26	11 55	1 08	2 27		3 49							
16.3	Lv Burlingame	5 20	6 35	8 01	10 26	10 33	11 57	1 10	2 35	3 34	3 52	4 19	4 19	4 27				
17.9	Lv San Mateo	5 26	6 39	8 04	10 29	10 39	11 59	1 13	2 40	3 37	3 56	4 13	4 13	4 27				
18.9	Lv Hayward Park						12 02				3 58			4 27				
20.3	Lv Hillsdale	5 30	6 43	8 08	10 33	10 43	12 05	1 17	2 44	3 41	4 01	4 17	4 17	4 35				4 50
21.9	Lv Belmont	5 33	6 46	8 11	10 36	10 48	12 08	1 19	2 47		4 04			4 35				4 50
23.2	Lv San Carlos	5 37	6 49	8 14	10 39	10 52	12 11	1 22	2 51	3 45	4 07	4 28	4 28	4 46				4 54
25.4	Lv Redwood City	5 43	6 55	8 18	10 43	10 59	12 14	1 25	2 57	3 49	4 11	4 25	4 28	4 46			4 51	4 54
27.8	Lv Atherton	5 47	7 00	8 22	10 46	11 03	12 17	1 29	3 01	3 53	4 15	4 36	4 36	4 54			4 56	5 04
28.9	Lv Menlo Park	5 51	7 03	8 24	10 49	11 06	12 20	1 32	3 04	3 56	4 18	4 39	4 39	4 57			4 59	5 06
30.1	Lv Palo Alto	6 00	7 08	8 27	10 52	11 14	12 23	1 35	3 09	4 02	4 22	4 41	4 41	4 59			4 55	5 08
31.8	Ar California Ave.	6 03	7 11	8 30	10 55	11 20	12 26	1 38	3 12	4 02	4 25	4 44	4 44	4 52	4 52		4 55	5 11
34.8	Lv Castro													4 50	4 50		4 50	5 06
36.1	Lv Mountain View	6 12	7 18	8 35	11 01	11 28	12 32	1 45	3 19	4 09	4 32	4 50	4 53	4 59	4 59		4 59	5 11
38.8	Lv Sunnyvale	6 18	7 24	8 39	11 06	11 36	12 37	1 50	3 25	4 14	4 37	4 54	4 57	5 05	5 05		5 05	5 17
44.3	Lv Santa Clara	6 24	7 31	8 45	11 13	11 44	12 44	1 58	3 32	4 21	4 44	5 00	5 00	5 08	5 08		5 08	5 22
45.7	Lv College Park	6 26	7 33		11 15						4 46	5 03	5 03	5 11	5 11		5 11	5 25
46.9	Ar SAN JOSE	6 30	7 40	8 50	11 20	11 50	12 52	2 13	3 40	4 30	4 50	5 05	5 05	5 10	5 20	5 20	5 26	5 33

Table 86

(B)	138 Ex. Sat. Sun. & Hol. (See a)	140 Ex. Sat. Sun. & Hol. (See a)	168 Sat. Ex. Hol. (See a)	142 Ex. Sat. Sun. & Hol. (See a)	144 Ex. Sat. Sun. & Hol. (See a)	146 Ex. Sat. Sun. & Hol. (See a)	78 Del Monte Daily	148 Ex. Sat. Sun. & Hol. (See a)	170 Sat.	150 Ex. Sat.	152 Ex. Sat. Sun. & Hol. (See a)	154 Daily	156 Ex. Sat. Sun. & Hol. (See a)	158 Daily	PGL Bus Lv PGL Sta. Daily	
Lv SAN FRANCISCO (3rd St.)	P.M. 4 26	P.M. 4 29	P.M. 4 30	P.M. 4 32	P.M. 4 45	P.M. 5 00	P.M. 5 25	P.M. 5 30	P.M. 6 15	P.M. 7 35	P.M. 9 00	P.M. 10 20	P.M. 11 35	P.M. 11 35	A.M. 1 40	
Lv 23rd St.			4 33		4 49				6 34							
Lv Paul Ave.			4 35						6 36							
Lv Bayshore			4 41			5 09			6 41		9 09	10 29	11 44	1 55		
Lv Butler Road																
Lv So. San Francisco			4 46	4 46		5 14		5 44	6 46	7 49	9 14	10 34	11 59	1 59		
Lv San Bruno			4 50	4 50		5 18		5 48	6 50	7 52	9 17	10 38	11 50	2 09		
Lv Lomita Park			4 52	4 53	5 02	5 20		5 50	6 52	7 54	9 19	10 40	11 54	2 14		
Lv Millbrae		4 49	4 55	4 55	5 05	5 23		5 53	6 55	7 56	9 22	10 42	11 54	2 14		
Lv Broadway		4 53	4 58	4 58	5 08	5 26		5 56	6 58	7 59	9 25	10 46	11 57	2 14		
Lv Burlingame	4 49		5 00		5 11	5 29		5 59	6 00	6 41	8 01	9 27	10 49	11 59	2 25	
Lv San Mateo		4 59	5 04		5 15	5 33		6 03	6 03	6 44	8 04	9 30	10 53	12 02	2 30	
Lv Hayward Park		5 02	5 07		5 18	5 35		6 05	6 05	6 46	8 06	9 32	10 55	12 02	2 30	
Lv Hillsdale	4 56		5 10		5 21	5 38		6 08	6 08	6 49	8 09	9 34	10 58	12 06	2 36	
Lv Belmont			5 13		5 24	5 41		6 11	6 11	6 52	8 12	9 37	11 01	12 09	2 40	
Lv San Carlos			5 16		5 27	5 44		6 14	6 14	6 55	8 15	9 40	11 04	12 12	2 44	
Lv Redwood City			5 19	5 13	5 31	5 48		6 18	6 17	6 59	8 19	9 43	11 08	12 18	2 49	
Lv Atherton			5 22	5 18	5 35	5 52		6 22	6 20	7 02	8 22	9 46	11 11	12 22	2 49	
Lv Menlo Park			5 24		5 38	5 55		6 25	6 22	7 05	8 25	9 48	11 13	12 25	3 00	
Lv Palo Alto			5 27		5 41	5 58	6 04	6 28	6 25	7 08	8 28	9 51	11 16	12 28	3 04	
Ar California Ave.			5 30	5 25	5 44	6 01		6 31	6 28	7 11	8 31	9 54	11 19	12 34		
Lv Castro																
Lv Mountain View	5 20		5 36	5 32	5 51	6 08		6 38	6 34	7 17	8 37	10 00	11 26	12 50		
Lv Sunnyvale			5 40	5 37	5 56	6 13		6 43	6 38	7 21	8 42	10 04	11 30	12 55		
Lv Santa Clara			5 47	5 43	6 03			6 50	6 45	7 27	8 49	10 11	11 38	1 03		
Lv College Park									6 48							
Ar SAN JOSE	5 45	5 52	5 50	6 10	6 26	6 30	6 55	6 52	7 35	8 55	10 20	11 45	1 15			

All PM time in dark faced figures.

Baggage is carried on Train 114.

←Holiday Service will be operated on—New Year's Day, January 1; Washington's Birthday, February 22; Memorial Day, May 30; Independence Day, July 4; Labor Day, September 7; Thanksgiving, November 26; Christmas, December 25.

←Stop Saturday only.

←Stop Sunday and Holidays only (See a).

←WGL Depot-7th and Mission Sts. Does not stop at S.P. 3rd St. Station.

←Does not operate to San Jose Station.

Times Shown Below Are STANDARD TIME

SAN JOSE TO SAN FRANCISCO

VIA PALO ALTO - MENLO PARK - REDWOOD CITY - SAN MATEO - BURLINGAME

Table 87		107 Daily Ex. Sun. & Hol. (See a)	161 Sun. & Hol. only (See a)	109 Ex. Sat. Sun. & Hol. (See a)	111 Ex. Sat. Sun. & Hol. (See a)	163 Sat. Ex. Hol. (See a)	113 Ex. Sat. Sun. & Hol. (See a)	115 Ex. Sat. Sun. & Hol. (See a)	117 Ex. Sat. Sun. & Hol. (See a)	119 Ex. Sat. Sun. & Hol. (See a)	121 Ex. Sat. Sun. & Hol. (See a)	123 Ex. Sat. Sun. & Hol. (See a)	165 Sat. Ex. Hol. (See a)	125 Ex. Sat. Sun. & Hol. (See a)	127 Ex. Sat. Sun. & Hol. (See a)	129 Ex. Sat. Sun. & Hol. (See a)	131 Ex. Sat. Sun. & Hol. (See a)	133 Ex. Sat. Sun. & Hol. (See a)
Miles	(A)	(See a)	(See a)	(See a)	(See a)	(See a)	(See a)	(See a)	(See a)	(See a)	(See a)	(See a)	(See a)	(See a)	(See a)	(See a)	(See a)	(See a)
0.0	Lv SAN JOSE	A.M. 4 00	A.M. 4 30	A.M. 4 40	A.M. 5 03	A.M. 5 05	A.M. 5 25	A.M. 5 30	A.M. 5 43	A.M. 5 50	A.M. 5 50	A.M. 5 55	A.M. 6 00	A.M. 6 11	A.M. 6 17	A.M. 6 23		
1.2	Lv College Park	4 05	4 34	4 40	5 08	5 09	5 15	5 36	5 40	5 47	6 02	6 06	6 11					6 28
2.6	Lv Santa Clara	4 11	4 40	4 50	5 15	5 15	5 27	5 45	5 57	6 02	6 16	6 19	6 21	6 29	6 34	6 41	6 48	6 36
8.1	Lv Sunnyvale	4 16	4 44	4 55	5 19	5 19	5 35	5 51	6 08	6 19	6 33	6 36	6 41	6 46	6 53	7 01	7 11	
10.8	Lv Mountain View																	
12.1	Lv Castro	4 22	4 50	5 01	5 26	5 26	5 34	5 54	6 04	6 16	6 19	6 26	6 30	6 38	6 45	6 53	7 01	6 45
15.1	Lv California Ave.	4 25	4 53	5 04	5 27	5 29	5 34	5 53	6 08	6 19	6 33	6 36	6 41	6 46	6 53	7 01	7 11	6 49
16.8	Lv Palo Alto	4 28	4 55	5 07	5 30	5 31	5 41	5 56	6 19	6 33	6 36	6 41	6 46	6 53	7 01	7 11	7 15	6 49
18.0	Lv Menlo Park	4 31	4 57	5 10	5 33	5 33	5 41	6 03	6 19	6 33	6 36	6 41	6 46	6 53	7 01	7 11	7 15	6 49
19.1	Lv Atherton	4 35	5 01	5 14	5 35	5 37	5 51	6 08	6 24	6 37	6 41	6 49	6 56	7 04	7 13	7 20	7 24	6 57
21.5	Lv Redwood City																	
23.7	Lv San Carlos	4 39	5 04	5 18	5 39	5 40	5 56	6 12	6 27	6 41	6 49	7 02	7 06	7 13	7 20	7 25	7 31	7 01
25.0	Lv Belmont	4 42	5 07	5 21	5 42	5 43	5 49	6 15	6 30	6 44	6 52	7 05	7 09	7 16	7 23	7 29	7 34	7 04
26.6	Lv Hillsdale	4 45	5 10	5 24	5 46	5 46	6 01	6 19	6 34	6 48	6 56	7 09	7 13	7 20	7 26	7 32	7 37	7 08
28.0	Lv Hayward Park	4 47	5 12	5 27	5 49	5 48	6 01	6 19	6 34	6 48	6 56	7 09	7 13	7 20	7 26	7 32	7 37	7 08
29.0	Lv San Mateo	4 50	5 14	5 30	5 52	5 50	5 56	6 10	6 28	6 41	6 50	7 03	7 07	7 14	7 20	7 26	7 31	7 11
30.6	Lv Burlingame	4 53	5 17	5 34	5 53	6 00	6 03	6 15	6 24	6 37	6 49	7 02	7 06	7 13	7 20	7 26	7 31	7 15
31.7	Lv Broadway	4 56	5 19	5 37	5 55	6 03	6 06	6 19	6 31	6 44	6 56	7 09	7 13	7 20	7 26	7 32	7 37	7 15
33.2	Lv Millbrae	4 59	5 22	5 41	5 58	6 06	6 06	6 19	6 31	6 44	6 56	7 09	7 13	7 20	7 26	7 32	7 37	7 15
34.8	Lv Lomita Park	5 02	5 24	5 44	6 00	6 00	6 06	6 13	6 31	6 44	6 56	7 09	7 13	7 20	7 26	7 32	7 37	7 15
35.9	Lv San Bruno	5 04	5 27	5 47	6 01	6 03	6 11	6 19	6 31	6 44	6 56	7 09	7 13	7 20	7 26	7 32	7 37	7 15
37.6	Lv South San Francisco	5 07	5 27	5 51	6 05	6 06	6 11	6 19	6 31	6 44	6 56	7 09	7 13	7 20	7 26	7 32	7 37	7 15
38.3	Lv Butler Road		5 32		6 07	6 08	6 16	6 21	6 27	6 33	6 40	6 47	6 54	7 01	7 08	7 15	7 22	7 33
41.7	Lv Bayshore	5 12	5 36	5 56	6 12	6 12	6 22	6 27	6 36	6 43	6 50	6 57	7 04	7 11	7 18	7 25	7 32	7 33
42.8	Lv Paul Ave.		5 38		6 14	6 14	6 22	6 27	6 36	6 43	6 50	6 57	7 04	7 11	7 18	7 25	7 32	7 33
45.0	Lv 23rd St.	5 18	5 43	6 03	6 19	6 19	6 27	6 34	6 40	6 47	6 54	7 01	7 08	7 15	7 22	7 29	7 36	7 33
46.9	Ar SAN FRANCISCO (3rd St.)	5 25	5 50	6 10	6 25	6 25	6 35	6 42	6 47	6 55	7 00	7 05	7 12	7 19	7 26	7 33	7 40	7 43

Table 87		135 Ex. Sat. Sun. & Hol. (See a)	137 Ex. Sat. Sun. & Hol. (See a)	167 Sat. Sun. & Hol. (See a)	139 Ex. Sat. Sun. & Hol. (See a)	77 Del Monte Daily (See a)	141 Ex. Sat. Sun. & Hol. (See a)	169 Sun. & Hol. only (See a)	143 Ex. Sun. & Hol. (See a)	145 Ex. Sun. & Hol. (See a)	171 Sat. Sun. & Hol. (See a)	147 Ex. Sat. Sun. & Hol. (See a)	149 Ex. Sat. Sun. & Hol. (See a)	173 Sat. Ex. Hol. (See a)	151 Daily (See a)	153 Ex. Sat. Sun. & Hol. (See a)	175 Sun. & Hol. only (See a)	155 Daily (See a)	157 Daily (See a)
Miles	(B)	(See a)	(See a)	(See a)	(See a)	(See a)	(See a)	(See a)	(See a)	(See a)	(See a)	(See a)	(See a)	(See a)	(See a)	(See a)	(See a)	(See a)	(See a)
0.0	Lv SAN JOSE	A.M. 6 26	A.M. 6 58	A.M. 7 15	A.M. 7 40	A.M. 8 40	A.M. 8 50	A.M. 9 35	A.M. 11 05	A.M. 12 40	P.M. 12 55	P.M. 1 05	P.M. 3 00	P.M. 3 30	P.M. 4 15	P.M. 5 00	P.M. 5 45	P.M. 7 20	P.M. 9 00
1.2	Lv College Park		7 02	7 19	7 51	8 54	9 01	9 39	11 10	12 44	12 59	1 10	3 05	3 34	4 17	5 05	5 49	7 25	9 05
2.6	Lv Santa Clara		7 08	7 25	7 51	8 54	9 01	9 45	11 17	12 50	1 05	1 18	3 11	3 40	4 27	5 13	5 55	7 32	9 11
8.1	Lv Sunnyvale		7 08	7 25	7 51	8 54	9 01	9 45	11 17	12 50	1 05	1 18	3 11	3 40	4 27	5 13	5 55	7 32	9 11
10.8	Lv Mountain View		7 13	7 29	7 56	8 59	9 06	9 49	11 21	12 54	1 09	1 25	3 15	3 44	4 33	5 19	6 05	7 37	9 15
12.1	Lv Castro		7 18	7 35	8 02	9 11	9 16	9 55	11 27	1 00	1 15	1 31	3 21	3 50	4 39	5 25	6 05	7 44	9 21
15.1	Lv California Ave.		7 21	7 38	8 05	9 16	9 21	9 58	11 30	1 03	1 18	1 36	3 24	3 53	4 42	5 30	6 08	7 47	9 24
16.8	Lv Palo Alto		7 24	7 40	8 08	9 20	9 25	10 00	11 33	1 06	1 20	1 39	3 26	3 55	4 45	5 33	6 10	7 49	9 27
18.0	Lv Menlo Park		7 27	7 43	8 11	9 23	9 28	10 03	11 36	1 09	1 22	1 41	3 29	3 57	4 48	5 36	6 12	7 51	9 29
19.1	Lv Atherton		7 31	7 47	8 16	9 29	9 34	10 07	11 40	1 13	1 26	1 45	3 33	4 01	4 52	5 40	6 16	7 55	9 33
21.5	Lv Redwood City																		
23.7	Lv San Carlos		7 34	7 50	8 19	9 34	9 39	10 10	11 44	1 16	1 29	1 47	3 36	4 04	4 56	5 44	6 20	7 59	9 36
25.0	Lv Belmont		7 37	7 53	8 22	9 37	9 42	10 13	11 47	1 19	1 32	1 50	3 39	4 07	4 59	5 47	6 23	8 01	9 39
26.6	Lv Hillsdale		7 40	7 56	8 25	9 40	9 45	10 16	11 50	1 22	1 35	1 53	3 42	4 10	5 02	5 50	6 26	8 05	9 42
28.0	Lv Hayward Park			7 58	8 27	9 45	9 50	10 20	11 54	1 26	1 39	1 57	3 46	4 14	5 06	5 54	6 30	8 09	9 46
29.0	Lv San Mateo		7 44	8 01	8 27	9 45	9 50	10 20	11 54	1 26	1 39	1 57	3 46	4 14	5 06	5 54	6 30	8 09	9 46
30.6	Lv Burlingame		7 47	8 04	8 30	9 49	9 54	10 23	11 57	1 29	1 42	1 60	3 49	4 17	5 12	6 13	6 33	8 12	9 49
31.7	Lv Broadway		7 49	8 06	8 33	9 51	9 56	10 25	12 00	1 31	1 44	1 62	3 52	4 19	5 15	6 16	6 35	8 15	9 51
33.2	Lv Millbrae		7 52	8 09	8 35	9 55	10 00	10 28	12 03	1 34	1 47	1 65	3 55	4 22	5 18	6 19	6 38	8 18	9 54
34.8	Lv Lomita Park			8 12	8 38	10 00	10 05	10 32	12 08	1 37	1 50	1 68	4 00	4 27	5 23	6 25	6 44	8 23	9 59
35.9	Lv San Bruno		7 29	7 57	8 14	9 31	9 36	10 04	11 38	1 40	1 53	1 71	4 03	4 30	5 26	6 28	6 47	8 27	10 02
37.6	Lv South San Francisco		7 33	8 01	8 17	9 34	9 39	10 07	11 41	1 43	1 56	1 74	4 05	4 32	5 28	6 30	6 49	8 29	10 04
38.3	Lv Butler Road																		
41.7	Lv Bayshore							10 40		1 47	2 01						6 53	8 33	10 07
42.8	Lv Paul Ave.									1 54	2 08						7 05	8 45	10 20
45.0	Lv 23rd St.									2 00	2 15						7 13	8 53	10 27
46.9	Ar SAN FRANCISCO (3rd St.)		7 47	8 18	8 35	8 55	9 40	10 20	10 55	12 25	2 00	2 15	3 00	4 20	5 45	6 50	7 05	8 45	10 20

a—Holiday Service will be operated on—New Year's Day, January 1; Washington's Birthday, February 22; Memorial Day, May 30; Independence Day, July 4; Labor Day, September 7; Thanksgiving, November 26; Christmas, December 25.

b—Does not operate from San Jose Station.

All P.M. time in dark faced figures.

GENERAL INFORMATION FOR OUR PATRONS



SPECIAL NOTICE—Due to necessity we are sometimes required to revise schedules on such short notice as to make it impractical to inform our patrons through new time table folders. The schedules and information shown herein are therefore subject to change without notice. Every reasonable effort is made to insure accuracy in these time tables and to maintain schedules shown. However, no responsibility is assumed for possible errors or for inconvenience or damage resulting from delayed trains or failure to make connections, such matters generally being due to conditions beyond our control.



TAX—The Federal Revenue Tax Act has placed a tax of 10% on cost of transportation including cost of reserved seats and berths in Pullman Sleepers, except that tax will not apply to amounts paid for transportation which do not exceed 60 cents nor amounts paid for commutation tickets for one month or less.



STATION PASSENGER AGENT—Southern Pacific has station passenger agents, in addition to the Stationmaster at its more important terminals to answer questions and assist with your transportation problems. Please feel free to avail yourself of their services.



TELEGRAPH SERVICE—For the convenience of our passengers, Western Union Telegraph service is available from many stations. If you wish, you may hand your message to train porter who will see that it is transmitted from the next station at which train stops.



TELEGRAPH RAILROAD TICKETS—Do you know you can arrange transportation for relatives or friends without the necessity of forwarding funds by mail or otherwise? Your nearest Southern Pacific agent will be glad to explain our prepaid order service which enables you to send transportation and a limited amount of cash by telegraph to most points in the United States, without additional cost.



TRAVELER'S CHEQUES—When you purchase your ticket it is possible to protect the funds you carry with you on your journey by changing your cash into American Express Travelers Cheques. The charge for these Cheques is only \$1.00 for each \$100 purchased. If they should be lost or stolen before you have signed them the second time, the American Express refunds the amount involved.



STOPPING TRAINS ON FLAG—Where trains are scheduled to stop on flag, please give advance notice to agent or conductor so necessary arrangements may be made.



LOST ARTICLES—Application for articles lost on trains or in stations should be made to any Agent, or to Manager, Mail Baggage & Express Traffic at San Francisco, to the General Baggage Agent at Houston, Texas, to General Passenger Offices at Portland, Ore., Oakland, Calif., Los Angeles, Calif., Phoenix, Ariz., El Paso, Texas, or New Orleans, La. Articles found in Pullman cars are returned to that Company and report of loss should be made direct to the Pullman Company.



CHILDREN'S FARES—Children under five years of age when accompanied by parent or guardian ride free; five years of age and under twelve, half fare; twelve years of age or over, full fare.



LOST TICKETS—If you lose your railroad or Pullman ticket please notify conductor or the nearest ticket agent. Cash fare should be paid on train or another ticket purchased via same route, taking RECEIPT in either case. Receipt and details of the loss of original ticket, including ticket envelope, passenger's check or any item that will serve to identify lost ticket, should be given to agent or forwarded to General Passenger Office of the railroad from which you bought the original ticket. You will be advised promptly regarding refund.



ADJUSTMENT OF FARES—In the event of any misunderstanding with conductor as to proper fare or ticket privileges, please pay fare requested, take receipt and refer matter for investigation to the General Passenger Office of the railroad from which you purchased the ticket. Conductors have no discretionary power in such matters, and are governed by rules which they are not authorized to change.



REDEMPTION OF TICKETS—Unused or partly used tickets of this company's issue will be redeemed to original purchaser at the difference between the amount paid and cost of service performed.



AIR-CONDITIONED TRAINS—Air-conditioned cars are operated in regular sections of trains in these time tables. However, it is necessary to include non-air-conditioned cars in the consist of regular trains as well as extra trains, at times of unusual volume of traffic or in the case of emergencies.



TIME—Pacific Time is used on all Lines of the Southern Pacific except at Ogden, Utah, and between Yuma, Ariz., El Paso, Texas, and Tucumcari, N.M., where Mountain Time is used and between Ysleta, Texas, and New Orleans, La., where Central Time is used. Time from 12:01 midnight to 12:00 noon (A. M. time) is shown in light faced figures; time from 12:01 noon to 12:00 midnight (P. M. time) is shown in dark faced figures.

DAYLIGHT SAVING TIME—All times shown in this folder are Standard Times unless otherwise noted.

SET YOUR WATCH—When change in time standards is indicated in station columns watches should be set ahead one hour on eastbound trip and one hour back on westbound trip.



CHECK YOUR BAGGAGE AND ENJOY YOUR TRIP—You can enjoy your Southern Pacific journey so much more if you check your baggage one day or more before you leave and carry the things you'll need aboard in a small handbag. Checking service charges are nominal—25 cents per suitcase or 50 cents per trunk. (Charge applies only to baggage checked for interstate movement.)



HOW HEAVY? HOW BIG? HOW MUCH? 150 pounds of baggage valued at \$100 may be checked on each adult first class or coach ticket, and 75 pounds valued at \$50 on each child's ticket, except that on Special Coach tickets only 100 pounds may be checked on adult ticket and 50 pounds on each child's ticket. No single piece in excess of 300 pounds or 72 inches in any dimension may be checked as baggage. Corrugated paper boxes used for personal baggage are limited to 50 pounds and \$25 value. Excess value may be declared when your baggage is checked at a charge of 25 cents for each additional \$100. Limit of value allowance on baggage of any one passenger or a single piece of baggage belonging to more than one passenger is \$2,500. Baggage and Personal Effects Insurance may also be purchased at principal baggage and ticket offices.

Storage will be charged on each piece inbound or outbound, checked or not checked, remaining over 24 hours, such baggage being held at owner's risk.



SPECIAL DELIVERY BAGGAGE SERVICE—You may check your baggage Special Delivery direct to home, hotel, steamship dock, etc., when traveling between the larger cities in the United States and Canada. Under the arrangement baggage will be called for at residences, hotels or business houses and checked direct as above by an authorized responsible transfer company who will make their regular service charge. Arrangements can be made for this service (at the same time tickets are purchased), at our Baggage Room, or by telephoning our authorized transfer company.



PERSONAL HAND BAGGAGE

PORTER SERVICE—A Red Cap Porter will gladly handle your hand luggage. This service is available at our principal stations. Regular tariff charge is collected by Red Cap Porters who will issue a check for each piece at the time property is offered for handling. Liability will not exceed \$50 per hand trunk, suitcase, etc., and contents—nor more than \$10 for each box, bundle or package, unless a greater value is declared in writing at time of checking. No bag or article exceeding \$500 in value will be accepted for handling by Red Cap Porters.

TRAIN TO TAXICAB CHECKING—This service will expedite the handling of your luggage. Prior to arrival at Tucson, Phoenix, Los Angeles, San Francisco, Oakland 16th Street or Portland, your Pullman car porter or Chair Car Porter will check your hand baggage direct to the taxicab stand. You may then detrain and proceed direct to the taxi stand. Your baggage will promptly follow. We recommend this specialized convenient service.

HAND BAGGAGE BETWEEN TRAINS—To relieve you of your hand baggage during your stay between trains and providing you hold Pullman, parlor car or reserved seat car reservations on an outbound train departing the same day, arrangements have been made whereby:

At **LOS ANGELES, SAN FRANCISCO or OAKLAND 16TH STREET**—

1. If your outbound train leaves within one hour after your arrival, Red Cap porters meeting your train will check your hand baggage upon detrain and transfer it to your space on the outbound train. Charge 25¢ per piece.

2. If your outbound train leaves more than one hour after your arrival, the Pullman or Chair Car porter on your inbound train will check your hand baggage direct to your outbound space. Charge 50¢ per piece.

At **NEW ORLEANS**—You may arrange with Red Cap Porter meeting your train for transfer of your hand baggage to your outbound space. Charge on each piece is 25¢.

At **CHICAGO**—

1. If you are a Pullman passenger on the "City of San Francisco" or "Golden State" and hold Pullman space on the "Twentieth Century Limited", "Commodore Vanderbilt", "Capitol Limited", "Broadway Limited", "The General", "Abraham Lincoln", "Columbian" or "New England States", your Pullman porter will arrange for the transfer of your hand baggage to your outbound space. This arrangement applies in either direction. Charge 75¢ per piece.

2. Passengers holding through tickets, wishing to visit in Chicago and having three hours or more between trains, may, upon arrival in Chicago, deliver their hand baggage to Railroad Transfer, Inc., Agent or Stewardess and secure claim check for it. The baggage will be transferred to parcel room of the station from which departure will be made and should be claimed on presentation of claim check. Charge for this service is the usual parcel checking fee plus a charge of 25 cents per piece.

PARCEL LOCKERS—are available at principal stations for your convenience in temporarily storing luggage, parcels, etc.

PULLMAN SLEEPING CAR RATES

TO FIGURE RATES ON OTHER PULLMAN ACCOMMODATIONS—FIND LOWER BERTH RATE AND APPLY TO ADJOINING COLUMN (10% Federal Tax not included)

AND	BETWEEN		SAN FRANCISCO, CAL.	LOS ANGELES, CAL.	PHOENIX, ARIZ.	TUCSON, ARIZ.	EL PASO, TEX.	HOUSTON, TEX.	NEW ORLEANS, LA.	Where Lower Berth Is	Roomette		Bedrooms		Compartment	Drawing Room	
	LOWER BERTH RATES	AND									For One Person	For One Person	For Two Persons	For Two or More	For Two or More	For One Person	For Two Persons
			\$ 45.80	\$ 8.10	\$ 10.90	\$ 12.75	\$ 13.85	\$ 19.35									
ATLANTA.....GA.			\$ 26.80	\$ 25.00	\$ 21.50	\$ 20.15	\$ 17.00	\$ 10.70	\$ 7.05	6.60	8.50	11.45	13.40	14.55	20.30		
BALTIMORE.....MD.			31.40	31.40	27.50	26.50	23.15	16.70	13.90	7.05	10.20	13.75	15.40	16.85	23.50		
BIRMINGHAM.....ALA.			24.20	24.20	20.80	19.45	10.70	9.15	6.10	7.40	9.85	13.40	15.40	16.85	23.50		
BOSTON.....MASS.			34.05	34.05	31.40	28.70	26.00	21.25	19.00	7.95	11.85	16.05	18.50	20.20	28.25		
BUFFALO.....N. Y.			29.50	29.50	26.80	24.20	21.90	18.10	15.45	7.95	12.00	16.15	18.75	20.50	28.55		
CHARLESTON.....S. C.			28.70	28.70	25.25	20.15	17.00	10.20	7.05	8.30	12.55	17.10	19.85	21.55	27.90		
CHATTANOOGA.....TENN.			26.80	26.80	21.25	20.15	17.00	10.20	7.05	9.15	12.80	17.50	20.15	21.95	30.65		
CHICAGO.....ILL.			24.20	24.20	21.90	19.10	16.70	14.45	12.00	9.65	13.50	18.40	21.20	23.20	32.35		
CINCINNATI.....OHIO			26.80	26.80	22.85	21.90	18.45	13.75	10.70	10.00	13.90	19.05	22.00	24.00	33.50		
CLEVELAND.....OHIO			27.50	27.50	25.00	22.50	20.15	16.20	13.90	10.45	14.50	19.85	23.00	25.05	35.00		
DALLAS.....TEX.			20.15	17.70	13.90	12.35	9.15	5.80	10.70	10.70	15.10	20.40	23.65	25.75	36.95		
DENVER.....COLO.			17.70	17.70	14.70	14.70	11.45	13.25	15.90	11.00	15.50	20.95	24.30	26.45	36.90		
DETROIT.....MICH.			27.50	27.50	23.75	22.50	19.10	15.50	13.90	11.45	16.00	21.70	25.20	27.50	38.35		
EL PASO.....TEX.			14.75	10.70	7.05	6.10	10.70	10.70	14.75	12.00	16.30	22.80	26.45	28.90	40.25		
FRESNO.....CAL.			6.10	6.10	10.00	10.45	14.45	21.15	23.00	12.25	17.10	23.25	26.90	29.45	41.05		
HOUSTON.....TEX.			21.15	20.05	16.30	14.75	10.70	10.70	6.10	12.35	17.45	23.45	27.25	29.65	41.40		
INDIANAPOLIS.....IND.			26.00	26.00	22.20	21.25	17.70	14.45	10.70	12.55	17.65	23.85	27.65	30.15	42.10		
JACKSONVILLE.....FLA.			27.50	27.50	23.75	22.50	19.10	15.50	13.90	7.95	13.25	18.65	22.25	24.75	40.00		
KANSAS CITY.....MO.			20.80	20.80	17.70	15.90	12.25	10.70	10.70	7.95	13.75	19.20	22.60	24.85	40.05		
LITTLE ROCK.....ARK.			22.50	20.80	17.00	15.90	12.55	10.70	5.80	13.90	19.60	26.50	30.65	33.45	46.65		
LOS ANGELES.....CAL.			6.10	6.10	6.60	7.40	10.70	20.05	23.00	14.45	20.15	27.40	31.85	34.65	48.35		
LOUISVILLE.....KY.			26.00	26.00	22.20	21.25	17.70	14.45	10.70	14.50	20.20	27.50	31.90	34.80	48.60		
MEMPHIS.....TENN.			23.00	23.00	19.10	17.70	14.75	10.70	6.10	14.75	20.70	28.10	32.45	35.30	49.25		
MIAMI.....FLA.			32.15	32.15	29.00	27.50	25.00	21.90	12.85	14.75	20.70	28.15	32.55	35.45	49.50		
MINNEAPOLIS.....MINN.			24.20	24.20	22.50	20.15	17.70	15.90	14.50	15.25	21.25	28.95	33.50	36.60	51.10		
MONTGOMERY.....ALA.			24.20	24.20	20.80	19.45	16.20	9.15	6.10	15.45	21.75	30.40	35.20	38.45	53.65		
NASHVILLE.....TENN.			24.20	24.20	21.25	20.15	17.00	10.70	7.95	15.50	21.70	29.60	34.25	37.25	52.00		
NEW ORLEANS.....LA.			23.00	23.00	19.35	17.55	14.75	6.10	6.10	15.90	22.20	30.10	34.95	38.15	53.25		
NEW YORK.....N. Y.			33.20	33.20	29.85	27.50	25.00	21.90	16.20	16.20	22.70	30.80	35.70	38.90	54.30		
NORFOLK.....VA.			31.40	31.40	28.30	26.80	23.15	16.70	13.90	16.70	23.30	31.65	36.70	40.05	55.90		
OGDEN.....UTAH			10.70	14.45	11.45	10.70	11.00	20.05	23.00	17.00	23.75	32.25	37.40	40.80	57.00		
OKLAHOMA CITY.....OKLA.			20.15	18.45	15.90	14.45	11.00	10.70	23.00	17.55	24.40	33.25	38.50	42.05	58.70		
OMAHA.....NEB.			20.80	20.80	19.10	17.70	14.50	12.25	13.75	17.70	24.75	33.65	39.05	42.50	59.35		
PHILADELPHIA.....PA.			32.15	32.15	29.05	26.80	24.20	18.45	15.45	18.10	25.25	34.35	39.75	43.40	60.65		
PHOENIX.....ARIZ.			10.70	6.60	6.10	6.10	7.05	16.30	19.35	18.45	26.50	36.05	41.75	45.55	63.60		
PITTSBURGH.....PA.			28.70	28.70	25.65	23.15	20.80	16.70	13.90	19.00	26.80	36.25	42.05	45.85	64.00		
PORTLAND.....ORE.			10.00	14.45	19.00	20.05	22.60	28.15	30.50	19.35	27.15	36.85	42.35	46.50	64.95		
SACRAMENTO.....CAL.				6.10	10.70	12.00	14.75	21.15	23.00	19.45	27.35	37.10	42.90	46.75	65.20		
SAN ANTONIO.....TEX.			20.05	17.55	13.90	12.00	8.30	6.10	7.95	19.85	27.70	37.70	43.65	47.60	66.50		
SAN FRANCISCO.....CAL.			6.10	6.10	10.70	12.00	14.75	21.15	23.00	20.05	28.15	38.05	44.15	48.15	67.20		
SEATTLE.....WASH.			11.45	15.50	19.85	20.80	22.60	28.15	30.50	20.15	28.20	38.35	44.40	48.40	67.55		
ST. LOUIS.....MO.			23.15	23.15	19.85	18.45	14.70	11.00	9.65	20.55	28.80	38.95	45.10	49.35	68.80		
TACOMA.....WASH.			11.00	14.70	19.10	20.15	22.60	18.15	30.50	20.80	29.15	39.65	45.85	49.95	69.70		
TUCSON.....ARIZ.			12.00	7.40	6.10	6.10	7.05	16.30	19.35	21.15	29.60	40.25	46.60	50.80	70.95		
TULSA.....OKLA.			20.80	19.85	15.90	14.45	11.00	10.70	23.00	21.25	29.65	40.40	46.70	51.00	71.15		
WASHINGTON.....D. C.			31.40	31.40	27.50	26.50	23.15	16.70	13.90	21.90	30.60	41.45	48.05	52.55	73.30		
										22.20	31.00	42.20	48.90	53.30	74.35		
										22.50	31.55	42.85	49.65	54.05	75.45		
										22.60	31.60	42.90	49.65	54.25	75.65		
										22.85	32.05	43.40	50.20	54.85	76.50		
										23.00	32.15	43.50	50.45	55.20	76.95		
										23.15	32.45	44.00	50.95	55.60	77.65		
										23.75	33.15	45.10	52.25	57.05	79.65		
										24.20	33.80	45.90	53.05	58.05	81.00		
										25.00	34.80	47.35	54.80	59.95	83.65		
										25.65	35.90	48.80	56.50	61.65	86.65		
										26.00	36.40	49.40	57.25	62.40	87.10		
										26.50	36.95	50.30	58.20	63.55	88.70		
										26.80	37.50	50.95	58.95	64.30	89.75		
										27.50	38.50	52.25	60.50	66.00	92.15		
										28.15	39.40	53.50	61.90	67.50	94.25		
										28.30	39.65	53.75	62.25	67.95	94.80		
										28.70	40.20	54.55	63.15	68.80	96.10		
										29.05	40.65	55.15	63.90	69.70	97.30		
										29.60	41.20	56.00	64.90	70.75	98.75		
										29.85	41.85	56.70	65.65	71.65	100.00		
										30.50	42.70	57.90	67.10	73.20	102.15		
										31.40	43.90	59.70	69.10	75.40	105.20		
										32.15	45.00	61.05	70.65	77.15	107.70		
										33.20	46.60	63.20	73.20	79.70	111.30		
										34.05	47.65	64.75	74.95	81.65	114.00		
<p>■—Via New Orleans. ▲—Pullman rates via SP—T&N Lines, except between New Orleans-Houston. ○—Pullman rates must be constructed by use of combination fares according to route used. Consult ticket Agent. *—From McAlester, Okla. †Does not apply via Chicago.</p>																	
COACH SEAT SPECIAL SERVICE CHARGES Between San Francisco, Los Angeles, Portland, Oregon																	
Coast Daylight Trains 98-99 Lark Trs. 75-76				San Joaquin Daylight Trains 51-52				Shasta Daylight Trains 9-10 Cascade Trains 11-12									
And	Between	San Francisco	Los Angeles	And	Between	San Francisco	Los Angeles	And	Between	San Francisco	Portland	And	Between	San Francisco	Portland		
San Jose.....		\$ 25	\$ 75	Sacramento.....		\$1.00		Davis.....		\$.50	\$1.00						
Salinas.....		.50	.75	Pittsburg.....		.25	.75	Redding.....		.50	1.00						
San Luis Obispo.....		.50	.50	Modesto, Merced.....		.50	.75	Klamath Falls.....		.75	.75						
Santa Barbara.....		.75	.50	Fresno.....		.50	.50	Eugene.....		1.00	.50						
Glendale.....		1.00	.25	Bakersfield.....		.75	.50	Albany.....		1.00	.50						
Los Angeles.....		1.00	1.00	Glendale.....		1.00	.25	Salem.....		1.00	.25						
				Los Angeles.....		1.00		Portland.....		1.00							

SOUTHERN PACIFIC REPRESENTATIVES

GENERAL OFFICERS

CLAUDE E. PETERSON, Vice-President, System Pass. Traffic—Public Relations
 W. G. PEOPLES, Vice-President, System Freight Traffic.
 San Francisco 5, Cal., and Houston 1, Tex.

EASTERN TRAFFIC OFFICERS

C. M. BIGGS, General Traffic Manager..... Chicago 3, Ill.
 C. E. WARD, Assistant General Traffic Manager..... New York 6 N. Y., and Chicago 3, Ill.
 WALTER M. HOLMES, Assistant to General Traffic Manager..... Chicago 3, Ill.
 G. E. MACCUBBIN, Assistant to General Traffic Manager..... Chicago 3, Ill.
 D. C. HELLNER, General Freight Agent—Rates..... Chicago 3, Ill.

Midwest Territory—

P. E. CARNECK, Traffic Manager..... Chicago 3, Ill.
 P. R. CEDER, General Western Freight Agent..... Chicago 3, Ill.

Eastern Territory—

F. M. LALLY, Traffic Manager..... New York 6, N. Y.
 J. J. HARR, Assistant Traffic Manager..... New York 6, N. Y.

TRAFFIC DEPARTMENT—TEXAS-LOUISIANA LINES

GEO. E. MILLER, General Traffic Manager..... Houston 1, Tex.
 JOS. SPEAR, Assistant General Traffic Manager..... Houston 1, Tex.
 G. E. SCHOLIBO, Assistant General Traffic Manager..... Houston 1, Tex.
 E. W. CRABBE, Assistant to General Traffic Manager..... Houston 1, Tex.
 HENRY BEST, Traffic Manager—Rates and Divisions..... Houston 1, Tex.
 C. W. MURRELL, Manager of Industrial Development..... Houston 1, Tex.
 J. L. BART, JR., Public Relations Manager..... Houston 1, Tex.
 C. J. GOOD, Mail, Baggage and Express Traffic Manager..... Houston 1, Tex.

Central District—

R. A. COOPER, Traffic Manager..... Houston 1, Tex.

Eastern District—

HAROLD SCHERER, General Freight and Passenger Agent. New Orleans 12, La.

Northern District—

E. J. SCHAFER, General Freight and Passenger Agent..... Dallas 1, Tex.

Western District—

F. D. BUNSEN, General Freight and Passenger Agent..... El Paso 1, Tex.

TRAFFIC DEPARTMENT—PACIFIC LINES

CLAUDE E. PETERSON, Vice-Pres., System Passgr. Traffic—Public Relations
 R. M. GILMORE, Asst. Vice-Pres., System Passgr. Traffic—Public Relations
 San Francisco 5, Cal.
 L. G. CROCKET, Asst. to Vice-Pres., SPT-PR..... San Francisco 5, Cal.
 J. W. MURPHY, Asst. to Vice-Pres., SPT-PR..... San Francisco 5, Cal.
 H. E. MOGLER, General Passenger Agent, Rates and Divisions..... San Francisco 5, Cal.
 J. G. SHEA, General Public Relations Manager..... San Francisco 5, Cal.
 A. L. KOHN, General Advertising Manager..... San Francisco 5, Cal.
 H. S. ORNER, General Mail Baggage and Express Traffic Manager—System..... San Francisco 5, Cal.
 T. B. LOCHHEAD, Mgr., System Dining Car Operations..... West Oakland, Cal.

W. G. PEOPLES, Vice-Pres., System Freight Traffic..... San Francisco 5, Cal.
 F. E. KRIEBEL, Asst. to V. P., System Freight Traffic..... San Francisco 5, Cal.
 A. G. PARKER, Asst. to V. P., System Freight Traffic..... San Francisco 5, Cal.
 M. P. SATLER, Asst. to V. P., System Freight Traffic..... San Francisco 5, Cal.
 E. J. LARSON, General Freight Traffic Manager..... San Francisco 5, Cal.
 L. E. HOYT, Manager of Industrial Development..... San Francisco 5, Cal.
 H. E. McNAUGHT, Manager Perishable Freight Traffic..... San Francisco 5, Cal.
 W. W. HAZELRIGG, General Agent—Merchandise Traffic..... San Francisco 5, Cal.

San Francisco District—

J. B. HAGGERTY, General Passenger Agent..... San Francisco 5, Cal.

Central District—

CARL O. OLSEN, Passenger Traffic and Public Relations Manager..... Oakland 7, Cal.
 W. F. MCGOWAN, Freight Traffic Manager..... San Francisco 5, Cal.
 J. H. LYONS, General Freight Agent—Rates..... San Francisco 5, Cal.
 W. BARR, General Freight Agent—Solicitation..... San Francisco 5, Cal.
 D. T. DAGGETT, Industrial Agent..... San Francisco 5, Cal.

Northern District—

E. C. ORDWAY, Traffic Manager..... Portland 4, Ore.
 B. S. QUAYLE, Asst. Traffic Manager..... Portland 4, Ore.
 L. F. ABBOTT, Asst. to Passenger Traffic and Public Relations Manager..... Portland 4, Ore.
 G. W. CLARK, Industrial Agent..... Portland 4, Ore.

Southern District—

V. L. ARENTH, Traffic Manager..... Los Angeles 14, Cal.
 J. H. PRUETT, JR., Assistant Traffic Manager..... Los Angeles 14, Cal.
 F. M. GUERIN, General Freight and Passenger Agent..... Los Angeles 14, Cal.
 G. A. ERICKSON, General Industrial Agent..... Los Angeles 14, Cal.
 H. B. ATWOOD, Manager, Public Relations..... Los Angeles 14, Cal.

Arizona District—

F. E. WHITCHER, General Freight and Passenger Agent..... Phoenix, Ariz.
 F. W. LAWELL, Industrial Agent..... Phoenix, Ariz.

New Mexico District—

F. D. BUNSEN, General Freight and Passenger Agent..... El Paso, Tex.

GENERAL AGENCIES—TRAFFIC DEPARTMENT

ATLANTA 3, GA. 813 Mortgage Guarantee Bldg. (Phone Jackson 2-4889)
 T. G. BURGESS..... General Agent
 BIRMINGHAM 3, ALA. 501 Empire Bldg..... (Phone Alpine 1-6244)
 T. H. SWANN..... General Agent
 BOSTON 8, MASS. 209 Old South Bldg..... (Phone Liberty 2-9244)
 T. J. LUCEY..... General Agent
 F. J. MAGUIRE..... District Passenger & Public Relations Representative
 BUFFALO 3, N. Y. 201 Ellicott Square..... (Phone CLeveland 4668)
 R. J. DESHEANO..... General Agent
 CHATTANOOGA 2, TENN. 1012 James Building..... (Phone AMherst 6-0366)
 L. K. BROWN..... District Freight and Passenger Agent
 CHICAGO 3, ILL. Room 1673, 140 So. Dearborn St. (Phone Financial 6-6900)
 M. S. VOGEL..... General Agent Freight Department
 H. W. BARTSCH..... D. P. & P. R. R.
 CINCINNATI 2, OHIO. 408 Tri-State Bldg..... (Phone Main 1-1602)
 J. L. JEFFRIES..... General Agent
 CLEVELAND 13, OHIO. 1130 Terminal Tower Bldg. (Phone Main 1-3412)
 J. H. MULCHAY..... General Agent
 DENVER 2, COLO. 809 Patterson Bldg..... (Phone KEystone 4-6146)
 K. E. McCLINTOCK..... General Agent
 DETROIT 26, MICH. 1037 Book Bldg..... (Phone Woodward 1-6694)
 C. F. SMURR, General Agent..... P. T. KOCHER, D.F.&P.A.
 INDIANAPOLIS 4, IND. 525 Merchants Bank Bldg., (Phone MEIrose 2-4509)
 G. W. M. COOK..... General Agent
 JACKSONVILLE 2, FLA. P. O. Box 5811, So. Jacksonville 7.....
 (Phone EXbrook 8-8232)
 J. REED BARRETT, JR..... District Freight & Passenger Agent
 KANSAS CITY 6, MO. 802 Waldheim Bldg..... (Phone Victor 2-7590)
 L. H. DAVIS..... General Agent
 LITTLE ROCK, ARK. 302 Gazette Bldg..... (Phone FRanklin 5-9007)
 W. H. CROW, JR..... District Frt. & Pass. Agent
 LOUISVILLE 2, KY. 396 Starks Bldg..... (Phone JUiniper 4-1161)
 S. D. WHATLEY..... District Freight and Passenger Agent
 MEMPHIS 3, TENN. 725 Exchange Bldg..... (Phone JACKson 5-7477)
 C. A. BEVIS..... General Agent
 MILWAUKEE 3, WIS. 500 Majestic Bldg..... (Phone BRoadway 2-1418)
 E. L. SMITH..... Asst. Gen. Agent Freight Dept.
 O. C. GRANT..... District Freight and Passenger Agent
 MINNEAPOLIS 2, MINN. 2030 Rand Tower..... (Phone FEderal 3-2524)
 J. J. McCAULEY..... General Agent
 NEW YORK 6, N. Y. 165 Broadway
 JOEL NEWMAN, (Phone Cortland 7-4810)..... General Eastern Agent
 G. V. McART, (Phone COrtland 7-6317)..... Assistant General Eastern Agent
 OKLAHOMA CITY 2, OKLA. 4129 W. 21st Terrace, (Phone WIndsor 3-0031)
 WALTER MAIER..... Traveling Freight & Passenger Agent
 PHILADELPHIA 2, PA. 1000 Packard Bldg..... (Phone LOcust 4-2388)
 L. F. ANDREAS..... General Agent
 PITTSBURGH 22, PA. 596 Gateway Center Bldg..... (Phone ATLantic 1-1467)
 J. W. DULANEY, General Agent..... H. E. SCHUSTER, D.F.&P.A.
 POCATELLO, IDA..... P. O. Box 50 (Phone CEdar 2-2078)
 C. N. SULLIVAN..... Traveling Freight and Passenger Agent
 ST. LOUIS 2, MO. 408 Pine Street..... (Phone CHestnut 1-7745)
 A. K. SWANN, General Agent..... R. E. MCCORKLE, D.F.&P.A.
 SALT LAKE CITY 1, UTAH. 73 So. Main St. Room 406 (Phone EMpire 3-2601)
 T. E. HEWITT..... General Agent
 SEATTLE 1, WASH. 813 Joshua Green Bldg..... (Phone MAIn 4-2668)
 T. J. McCARRY..... General Agent
 SPOKANE 1, WASH. 1129 Old National Bank Bldg. (Phone RIVerside 7-1826)
 C. G. ALTON..... General Agent
 TACOMA 1, WASH..... P. O. Box 1313
 W. E. MANESS..... Traveling Freight & Passenger Agent
 TULSA 3, OKLA. 1040 Kennedy Bldg..... (Phone GIBson 7-7365)
 H. J. PETERSEN..... General Agent
 JOHN REID..... Assistant General Agent
 WASHINGTON 5, D.C. 220 Shoreham Bldg..... (Phone EXecutive 3-1125)
 P. R. CONAGHAN, General Agent..... H. F. BROWN, D.P.&P.R.R.
 WINSTON-SALEM 3, N. C. 411 Reynolds Bldg..... (Phone PArk 5-5315)
 C. S. HARRIMAN..... General Agent

FOREIGN AGENCIES—TRAFFIC DEPARTMENT

MEXICO CITY, MEX..... Edificio Paris, Avenida 5 de Mayo 32
 J. PARDO VALLINA..... General Agent
 GUADALAJARA, MEX..... Ave. Libertad 912
 MANUEL PEREZ..... Commercial Agent
 MONTERREY, MEX. Edificio La Nacional
 GONSALO DEL VALLE..... General Agent
 VANCOUVER 1, B. C. 517 Metropolitan Bldg., (Phone MUtual 1-8161)
 K. B. CURRIE..... Canadian General Agent

TRAFFIC REPRESENTATIVES (ON LINE)

ALEXANDRIA 5, LA. Second and Casson Sts. (Phone Hillcrest 2-7581):
S. E. NARROW.....District Freight and Passenger Agent

ALHAMBRA, CAL. S. P. Passenger Station, 2200 West Mission Road
J. S. STETLER..(Ph. Atlantic 2-5166).....District Freight and Passenger Agent

AUSTIN 22, TEX. 301 Congress Avenue (Phone Greenwood 6-4301):
R. A. HODGES.....District Freight and Passenger Agent

BAKERSFIELD, CAL. Haberfelde Bldg., 1412-17th Street.
M. E. MITCHELL.....District Freight and Passenger Agent
.....S. P. Passenger Station, Baker-Summer Sts.
(Phone FAirview 7-2181):

BEAUMONT, TEX. 895 Laurel Street (Phone TErMinal 3-5621):
M. KELLY.....District Freight and Passenger Agent

COLTON, CAL. S. P. Station. Phone { San Bernardino... Talbot 5-3641
Colton..... Talbot 5-3641
Riverside..... Overland 3-6811
Redlands..... Zenith 1120

CORPUS CHRISTI, TEX. 1120 North Tancagua Street
(Phone TUlip 2-7468):
B. L. HICKS.....District Freight and Passenger Agent

CULVER CITY, CAL. 9011 Venice Blvd. (Phone VErmont 7-5318):
A. M. MACDONALD.....District Freight and Passenger Agent

DALLAS 2, TEX. 2300 Canton St. (Phone RIVERSide 2-8611):
N. W. SMITH.....District Freight and Passenger Agent

EL CENTRO, CAL. S. P. Sta.—Main between Third and Broadway
(Phone ELgin 2-1411):
L. M. FORD.....District Freight and Passenger Agent

ELKO, NEV. 684 Railroad St. (Phone RE 8-6451):
R. C. MILLS.....Traveling Frt. and Pass. Agent

EL PASO, TEX. Union Passenger Terminal (Phone KEystone 3-9311):
A. P. HARDY.....District Passenger & Public Relations Representative

EUGENE, ORE. S. P. Station (Phone DIAMOND 5-8452):
W. L. PEEBLES.....District Freight and Passenger Agent

EUREKA, CAL. N. W. P. RR. Depot. (Phone Hillside 3-0851):
H. J. MAHAN (N. W. P.).....Asst. District Freight and Passenger Agent

FORT WORTH 2, TEX. 701 East Fifth Street (Phone EDISON 2-9151):
H. L. JONES.....District Freight and Passenger Agent

FRESNO 21, CAL. S. P. Passenger Station, H and Mariposa Sts.
(Phone AMherst 8-9871):
G. A. THOMAS.....District Freight and Passenger Agent

GALVESTON, TEX. 2902 Church Street (Phone SOuthfield 5-7967):
M. J. HENRY.....District Freight and Passenger Agent

GLENDALE 4, CAL. S. P. Passenger Station
Railroad Street and Cerritos Avenue (Phone CITrus 2-1121):
A. J. HOWARD.....District Freight and Passenger Agent

HARLINGEN, TEX. 122 West Jefferson St. (Phone GARfield 3-0220):
R. E. JOHNSON.....District Freight and Passenger Agent

HOUSTON 1, TEX. (Phone CApitol 2-1121):
H. G. OLIVER (S. P. Bldg., 913 Franklin Ave.)
.....District Freight and Passenger Agent

KLAMATH FALLS, ORE. S. P. Passenger Station
(Phone TUxedo 2-4476):
A. G. KUSLER.....District Freight and Passenger Agent

LAKE CHARLES, LA. 431 Railroad Ave. (Phone HEMlock 6-3605):
IVAN WELLS.....District Freight and Passenger Agent

LONG BEACH, CAL. 303 Locust Ave. (Phone HEMlock 5-7481):
N. L. SMITH.....District Freight and Passenger Agent

LOS ANGELES 14, CAL. P. E. Bldg., 610 So. Main St. (Ph. MAdison 4-6161):
W. L. WATTS, JR.....Assistant General Freight and Passenger Agent
C. H. HOWARD.....Assistant General Freight and Passenger Agent
J. E. BLACKBURN.....District Freight and Passenger Agent

MARYSVILLE, CAL. S. P. Station, 6th and A Sts.
(Phone SHerwood 3-9291):
H. B. HOLLIMON.....Traveling Freight and Passenger Agent

MEDFORD, ORE. S. P. Station, 5th and Front Sts. (Phone 2-7173):
R. H. HOLMES.....District Freight and Passenger Agent

MERCED, CAL. S. P. Passenger Station, N and 16th Sts.
(Phone RAndolph 2-3311):
J. D. HIGHTOWER.....Traveling Freight and Passenger Agent

MODESTO, CAL. S. P. Passenger Station, 9th and J Sts. (Phone LA-36431):
D. P. VANCE.....Traveling Freight and Passenger Agent

MONTEREY, CAL. S. P. Passenger Station (Phone FRontier 5-5550):
L. V. OWENS.....Traveling Freight and Passenger Agent

NEW IBERIA, LA. Washington & Railroad Aves. (Phone EMerson 4-4882):
A. M. DESONIER.....Traveling Freight and Passenger Agent

NEW ORLEANS 11, LA. (Phone MAGnolia 4411):
L. J. KARTER, 149 Girod Street.....District Freight and Passenger Agent

OAKLAND, CAL. (Phone TEmplebar 2-2121):
L. E. RENNER, 600 Tribune Tower.....D. P. & P. R. R.
C. H. REEVES, S. P. Station, Jack London Square.....A. G. F. A.
C. A. HARTLEY.....District Freight Agent

OGDEN, UTAH. Union Station, 25th St. & Wall Ave. (Phone EXport 9-2161):
JACK ROCHE.....Assistant District Freight and Passenger Agent

PALM SPRINGS, CAL. 174 No. Palm Canyon Drive (Phone FAirview 5-2235)
City Passenger and Ticket Agent.....Seasonal only

PALO ALTO, CAL. S. P. Station (Phone DAvenport 3-6105):
J. J. McDONOUGH.....Assistant District Freight and Passenger Agent

PHOENIX, ARIZ. 234 No. Central Ave. (Phone ALPine 4-1686):
G. E. SHAFFER.....District Freight and Passenger Agent

PORTLAND, ORE. (Phone CApitol 8-8181):
A. N. BRYANT, Room 201, Union Station, Foot of N. W. 6th Avenue
.....City Passenger and Ticket Agent
A. T. CARLSTON, Pacific Building.....District Freight and Passenger Agent

REDDING, CAL. S. P. Freight Station, Yuba and Center Sts.
(Phone CHEstnut 3-0641):
F. L. SCHORCH.....Traveling Freight and Passenger Agent

RENO, NEV. Pass. Sta., Commercial Row & Lake St. (Phone FAirview 9-3468):
L. S. STITT.....District Freight and Passenger Agent

RIVERSIDE, CAL. S. P. Freight Station, 3792 Commerce Street
(Phone OVerland 3-5100):
W. S. ALLEN.....District Freight and Passenger Agent

ROSEBURG, ORE. Freight Station, Corner Sheridan & West Lane
(Phone ORchard 3-8015):
W. R. JOHNSTONE.....Assistant District Freight and Passenger Agent

SACRAMENTO 14, CAL. S. P. Sta., 4th and I Sts., (Phone HICKory 4-8011):
G. W. MORGAN.....District Freight and Passenger Agent
G. H. HOLT.....Assistant District Freight and Passenger Agent

SALEM, ORE. S. P. Passenger Station (Phone EMpire 2-2414):
P. F. CARBON.....District Freight and Passenger Agent

SALINAS, CAL. S. P. Station (Phone HARRison 4-2721):
W. S. WOOD.....District Freight and Passenger Agent

SAN ANTONIO 5, TEX. Passenger Station, 654 East Commerce St.
(CApitol 7-3271):
W. W. GUINN.....District Freight and Passenger Agent
EARL GILLETTE.....Assistant District Freight and Passenger Agent
C. H. SCHUMACHER.....Passenger Ticket Agent

SAN DIEGO 2, CAL. 45-12th Ave. (Phone BELmont 2-7411):
W. D. KELLER.....District Freight and Passenger Agent

SAN FRANCISCO 5, CAL. 95 Market Street (Phone DOuglas 2-1212):
J. B. HAGGERTY.....General Passenger Agent
M. T. AUSTIN, 77 Market Street.....Assistant General Freight Agent
D. F. DIEMER.....District Freight Agent
P. STINSON, 77 Market Street.....Foreign Freight Agent

SAN JOSE 10, CAL. S. P. Sta., 65 Cahill St. (Phone CYpress 7-7146):
J. T. McCANN.....District Freight and Passenger Agent
J. J. McDONOUGH.....Assistant District Freight and Passenger Agent

SANTA ANA, CAL. 426 East Fourth Street (Phone KIMberly 3-9402):
H. E. FREEMAN.....District Freight and Passenger Agent

SANTA BARBARA, CAL. S. P. Station, 209 State St. (Ph. WOODland 5-8501):
T. M. HARTIGAN.....District Freight and Passenger Agent
C. W. McCANN.....Assistant District Freight and Passenger Agent

SHREVEPORT 24, LA. 800 Commerce Street (Phone 5-4203):
R. H. HUBBARD.....District Freight and Passenger Agent

STOCKTON 3, CAL. Pass. Station, 949 East Channel
(Phone HOward 6-5077):
A. H. ANDERSON.....District Freight and Passenger Agent

TUCSON, ARIZ. S. P. Station, Toole Ave. at Fifth St. (Phone MAIn 3-6911):
W. T. JONES.....District Freight and Passenger Agent

WACO, TEX. 301 South 8th Street (Phone PLaza 2-1625, 3-5363):
C. R. DEHM.....District Freight and Passenger Agent

WILMINGTON, CAL. 331 North Avalon Blvd. (Phone TErMinal 5-3181):
H. W. McCARGAR.....District Freight and Passenger Agent