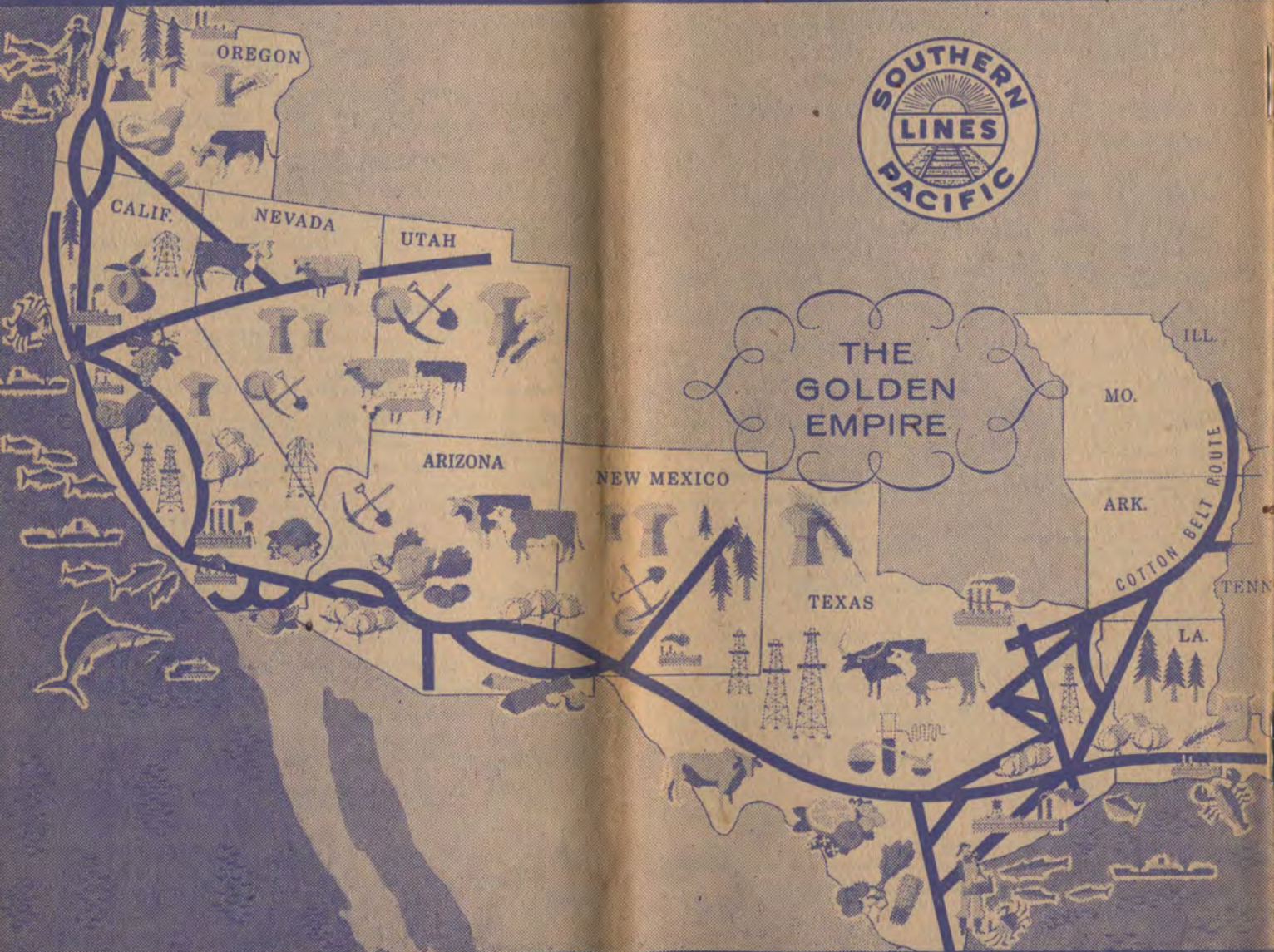


Southern Pacific

Southern Pacific



Time Tables

Time Tables

OCTOBER 25, 1959


OCTOBER 25, 1959



LONG ON SCENERY



You get a long, tall look at spectacular Western scenery when you cross the Sierra or head Northwest on a famous S. P. streamliner. Whatever your S. P. destination (New Orleans, Chicago, St. Louis, Los Angeles, San Francisco, Portland), your train ride is *all vacation*—sightseeing, carefree relaxation, fine food and refreshments, attentive service, good company and a good time.



LONG ON FREIGHT



The longest one-piece freight load that ever rode a U.S. train was moved by S.P. from Texas to Louisiana. It was a rigid steel oil-refinery tank 208½ feet long. It required six flat cars and *very* careful handling. Delivery was "as scheduled"—thanks to S. P. planning, preparedness and skill in meeting shippers' needs.

SUGGESTIONS FOR READING YOUR TIME TABLE

Find the station in which you are interested, in the alphabetically arranged station index (pages 3, 4) and turn to the table or tables indicated. Numbers shown refer to table numbers and not page numbers.

All trains operate daily except where otherwise indicated. Time from 12:01 midnight to 12:00 noon (A.M. time) is shown in light faced figures; time from 12:01 noon to 12:00 midnight (P.M. time) is shown in dark faced figures.

Note carefully any symbols in the schedule columns and their explanation in the reference notes on each page; they indicate exceptions.

In time tables where stations are in middle column, with time on both sides, read the figures down on the left and up on the right.

Condensed schedules are of assistance in planning local and extended trips on the Southern Pacific and connecting lines. A statement of accommodations provided, such as sleeping cars, dining cars, lounge cars, chair cars, coaches, etc., of through trains is shown in connection with condensed tables.

If further information is desired, any Southern Pacific Agent or representative will be glad to assist you.

All schedules subject to change without notice.

GENERAL INDEX

TRAIN NAME INDEX

★—INDICATES STREAMLINER

Name	Train Numbers	Page
★ Cascade	11, 12	19, 20
★ City of San Francisco	101, 102	13, 14
★ Coast Daylight	98, 99	21, 22
★ Daylight, Coast	98, 99	21, 22
★ Daylight, Oakland	250, 255	21, 22
★ Daylight, Sacramento	53, 54	21, 23
★ Daylight, San Joaquin	51, 52	21, 23
★ Daylight, Shasta	9, 10	19, 20
★ Del Monte	77, 78	22
El Dorado	247, 248	24
★ Golden State	3, 4	6, 7, 8, 9, 10
★ Lark	75, 76	21, 22
★ Oakland Daylight	250, 255	21, 22
★ Oakland Lark	73, 74	21, 22
★ Overland, San Francisco	27, 28	13, 14
Owl (San Francisco-Los Angeles)	57, 58	21, 23
★ Redwood	3, 4	24
★ Sacramento Daylight	53, 54	21, 23
★ San Francisco Overland	27, 28	13, 14
★ San Joaquin Daylight	51, 52	21, 23
Senator	223, 224	24
★ Shasta Daylight	9, 10	19, 20
★ Sunset	1, 2	5, 7, 8, 9, 10
★ West Coast	59, 60	21, 23

CONDENSED TRAIN SCHEDULES

SUNSET ROUTE	Page
New Orleans, Houston, San Antonio, El Paso, Phoenix, Tucson, Los Angeles	6
GOLDEN STATE ROUTE	Page
Chicago, Minneapolis, St. Louis, Kansas City, El Paso, Phoenix, Tucson, Los Angeles	6
OVERLAND ROUTE	Page
Chicago, Omaha, St. Louis, Kansas City, Ogden, Reno, Sacramento, San Francisco	13
SHASTA ROUTE	Page
Seattle, Tacoma, Portland, Sacramento, Oakland, San Francisco, Los Angeles	19

DETAILED TRAIN SCHEDULES

SUNSET ROUTE	Page
Westbound	
New Orleans, Houston, San Antonio, El Paso, Tucson, Phoenix, Los Angeles, San Francisco	7, 8
Eastbound	
San Francisco, Los Angeles, Phoenix, Tucson, El Paso, San Antonio, Houston, New Orleans	9, 10
GOLDEN STATE ROUTE	Page
Westbound	
Chicago, El Paso, Tucson, Phoenix, Los Angeles	7, 8
Eastbound	
Los Angeles, Phoenix, Tucson, El Paso, Chicago	9, 10
OVERLAND ROUTE	Page
Chicago, Omaha, Ogden, Reno, Sacramento, Oakland, San Francisco	14
SHASTA ROUTE	Page
Portland, Eugene, Klamath Falls, Medford, Redding, Sacramento, Oakland, San Francisco	20
COAST LINE	Page
Los Angeles, Santa Barbara, Del Monte, Monterey, Santa Cruz, San Jose, San Francisco	22, 24
SAN JOAQUIN VALLEY LINE (Yosemite Park Route)	Page
Los Angeles, Bakersfield, Fresno, Stockton, Sacramento, San Francisco	23, 24

LOCAL TRAIN SCHEDULES

ARIZONA LINES	Page
CALIFORNIA LINES	8, 9, 12
San Francisco, Sacramento	24
San Francisco, Palo Alto, San Jose	25, 26
San Francisco, Los Gatos, Santa Cruz	24
San Francisco, Del Monte, Monterey, Pacific Grove	22
LOUISIANA AND TEXAS LINES	7, 10, 12
MEXICO LINES	12
NEVADA LINES	14, 18
NEW MEXICO LINES	7, 8, 9, 10, 12
OREGON LINES	18, 20
UTAH LINES	14
NORTHWESTERN PACIFIC RAILROAD	24
REDWOOD EMPIRE	24
COTTON BELT ROUTE	12

MISCELLANEOUS

Station Index	Page
Southern Pacific Traffic Officers and Agents	30, 31
Map of the United States	16, 17
General Information	27
Carlsbad Caverns National Park	12
Railroad Fares	23
Pullman Fares	23
Special Service Charge—Coach Seats	23
MILES OF ROAD OPERATED IN 1958	
Southern Pacific and Affiliated Companies	14, 915

GENERAL OFFICES SOUTHERN PACIFIC LINES

San Francisco 5, California	Southern Pacific Building
Houston 1, Texas, 913 Franklin Ave.	Southern Pacific Building
El Paso, Texas	Southern Pacific Building
Phoenix, Arizona	727 Security Building
New York City 6, New York	165 Broadway
New Orleans 12, La.	149 Girod St.
New Orleans 13, La.	Union Passenger Terminal
Los Angeles 14, California	Pacific Electric Building
Chicago 3, Illinois	(Room 1673), 140 So. Dearborn St.
Oakland 12, California	600 Tribune Tower
Portland 4, Oregon	Pacific Building

STATION INDEX

★—INDICATES RAIL-AUTO SERVICE AVAILABLE AT THESE POINTS

Table No.	Table No.	Table No.	Table No.	Table No.	Table No.	Table No.	Table No.						
A	Benson, Ariz. 8, 17, 29 Beowsaw, Nev. 45, 46 Berkeley, Cal.★ Overland Route 43, 44, 45, 46 Shasta Route 60, 61, 62, 63 San Joaquin Valley 69, 75, 76, 77 Berwick, La. 5, 19 Bieber, Cal. 59 Big Spring, Tex. 22 Birmingham, Ala. 1, 2 Bisbee, Ariz. 1, 2, 3, 4, 8, 17 Bisbee Jct., Ariz. 17 1, 2, 3, 4, 8, 17 Black Butte, Cal. 62, 63 Bloomington, Cal. 10, 15 Blue Canon, Cal. 45, 46 Boise, Ida. 52 Boston, Mass. 47 Bottle, La. 5, 19 Bowling, Ariz. 8, 17 Bowman, Cal. 45, 46 Bradley, Cal. 70, 71 Brawley, Cal. 9, 16 Bray, Cal. 63 Brentwood, Cal. 75, 76 Brinkley, Ark. 21 Broadway, Cal. 86, 87 Broussard, La. 5, 19 Buckeye, Ariz. 8, 17 Buffalo, N. Y. 47 Bullis, Tex. 6, 18 Burbank, Cal. 70, 71, 75, 76 Burlingame, Cal. 11, 13, 68, 70, 71, 86, 87 Burney, Cal. 59 Butler Road, Cal. 86, 87 Butte, Mont. 50 Bylas, Ariz. 31 Byron, Cal. 75, 76	Baker, Ore. 50 Bakersfield, Cal. Sunset & Golden State Routes 12, 14 Overland Route 45, 46 Shasta Route 60, 61, 64, 65 San Joaquin Valley 69, 75, 76 Baldwin, La. 5, 19 Baltimore, Md. 47 Banning, Cal. 10, 15, 35 Bassett, Cal. 10, 15 Battle Creek, Mich. 47 Battle Mountain, Nev. 45 Bayou Sale, La. 5, 19 Bayshore, Cal. 86, 87 Beaumont, Cal. 10, 15 Beaumont, Tex. 1, 2, 5, 19 Bellingham, Wash. 49 Belmont, Cal. 86, 87	Cascade Summit, Ora. 62, 63 Casmalia, Cal. 70, 71 Castella, Cal. 62 Castro, Cal. 86, 87 Castroville, Cal. 70, 71 Centralia, Wash. 48 Central Valley, Cal. 62, 63 Ceres, Cal. 75, 76 Chandler, Ariz. 1, 2, 8, 17 Chatsworth, Cal. 70, 71 Chattanooga, Tenn. 1, 2 Chehalis, Wash. 48 Chemawa, Ore. 62, 63 Chemult, Ore. 62, 63 Cheyenne, Wyo. 43, 44 Chicago, Ill. Sunset Route 1, 2 Golden State Route 3, 4, 7, 20 Overland Route 43, 44, 45, 46, 47 Chico, Cal. 66 Chihuahua, Mex. 26 Chiloquin, Ore. 62, 63 Chowchilla, Cal. 75, 76 Chualar, Cal. 70, 71 Cincinnati, Ohio. 1, 2, 47 Cisco, Cal. 45, 46 Cisco, Tex. 22 Ciudad Juarez, Mex. 26 Ciudad Obregon, Mex. 25 Clackamas, Ore. 62, 63 Clarendon, Ark. 21 Cleveland, Ohio 47 Clifton, Ariz. 28 Cline, Tex. 6, 18 Clint, Tex. 6, 18 Clipper Gap, Cal. 45, 46 Cloverdale, Cal. 78 Coachella, Cal. 10, 15 Cobre, Nev. 45, 46 Cochise, Ariz. 8, 17 Colfax, Cal. 45, 46 College Park, Cal. 86, 87 Colorado Springs, Colo. 7, 20 Colton, Cal. 10, 15 Columbus, N. M. 8, 17 Columbus, Tex. 5, 19 Colusa, Cal. 62, 63 Comstock, Tex. 6, 18 Concepcion, Cal. 70, 71 Congress Jct., Cal. 81 Converse, Tex. 5, 19 Coolidge, Ariz. 8, 17 Coolidge Dam, Ariz. 31 Corning, Cal. 62, 63 Corona, N. M. 7, 20 Corvallis, Ore. 51 Cottage Grove, Ore. 67 Cottonwood, Cal. 62, 63 Crater Lake, Ore. 56 Crescent City, Cal. 79 Crescent Lake, Ore. 62, 63 Crockett, Cal. Overland Route 45, 46 Shasta Route 62, 63 San Joaquin Valley 75, 76, 77 Crosby, Tex. 5, 19 Crowley, La. 5, 19 Cuevo, N. M. 7, 20 Currie, Nev. 52 Curtiss, Ariz. 29	D Dalhart, Tex. 3, 4, 7, 20 Dallas, Tex.★ 1, 2, 22 Davis, Cal. Overland Route 45, 46 Shasta Route 60, 61, 62, 63, 67 Dayton, Tex. 5, 19 Delano, Cal. 75, 76 Delavan, Cal. 62 Del Monte, Cal. 75, 76 11, 13, 70, 71, 74 Del Rio, Tex. 6, 18 Deming, N. M. 1, 2, 3, 8, 17 Denver, Colo. 7, 20, 43, 44, 45, 46 Des Allemands, La. 5, 19 Des Moines, Ia. 7, 20 Detroit, Mich. 47 Devers, Tex. 5, 19 Devil's River, Tex. 6, 18 D'Hanis, Tex. 6, 18 Dixon, Cal. 45, 46, 62, 63 Dorris, Cal. 62, 63 Dos Palos, Cal. 75, 76 Dos Rios, Cal. 78 Douglas, Ariz. 1, 2, 3, 4, 8, 17, 34 Dragon, Ariz. 8, 17 Dryden, Tex. 6, 18 Duncan, Ariz. 28 Dunlay, Tex. 6, 18 Dunsmuir, Cal. 60, 61, 62, 63, 67 Durant, N. M. 7, 20 Dutch Flat, Cal. 45, 46	E Eagle Lake, Tex. 5, 19 Earlhart, Cal. 75, 76 East Applegate, Cal. 46 East Bernard, Tex. 5, 19 East Olympia, Wash. 48 East St. Louis 21 El Centro, Cal.★ 9, 16 Elko, Nev. 45, 46 El Monte, Cal.★ 10, 15 Eloy, Ariz. 8, 17 El Paso, Tex.★ 1, 2, 3, 4, 6, 7, 8, 17, 18, 20, 22, 23, 26, 27, 31 El Portal, Cal. 69 El Reno, Okla. 7, 20 Ely, Nev. 52, 53 Emerson, Tex. 6, 18 Emigrant Gap, Cal. 45, 46 Empalme Mex. 25 Englewood, Ill. 7, 20 Eugene, Ore.★ 60, 61, 62, 63, 67, 79 Eureka, Cal.★ 59, 78, 79 Eureka, Nev. 53 Evansville, Ind. 47 Exeter, Cal. 85	F Fabens, Tex. 6, 18 Fairbank, Ariz. 8, 17, 29 Fallon, Nev. 53 Fall River Mills, Cal. 59 Famoso, Cal. 75, 76 Fernbridge, Cal. 78 Fernley, Nev. 45, 46 Finlay, Tex. 6, 18 Firebaugh, Cal. 75, 76 Flatonja, Tex. 5, 19 Floriston, Cal. 45, 46 Fortuna, Cal. 78 Fort Bliss, Tex. 7, 20 Fort Bragg, Cal. 80 Fort Hancock, Tex. 6, 18 Fort Ord, Cal. 70, 71, 74 Fort Stanton, N. M. (Carrizozo, N. M.) 7, 20 Fort Thomas, Ariz. 31 Fort Worth, Tex. 1, 2, 22 Fowler, Cal. 75, 76 Franklin, La. 5, 19 French, N. M. 27 Fresno, Cal.★ Sunset Route 12, 14 Overland Route 45, 46 Shasta Route 60, 61, 64, 65 San Joaquin Valley 69, 75, 76 Fruitvale, Cal. 68, 73	G Gage, N. M. 8, 17 Galt, Cal. 75, 76 Gaviota, Cal. 70, 71 Gerber, Cal. 62, 63 Geronimo, Ariz. 31 Geyserville, Cal. 78 Giant Forest, Cal. 69 Gibson, La. 5, 19 Gilroy, Cal. 8, 17, 33 Glendale, Cal.★ Sunset-Golden State Routes 11, 12, 13, 14 Coast Line 68, 70, 71 San Joaquin Valley 64, 69, 75, 76 Glidden, Tex. 5, 19 Globe, Ariz. 31 Gold Hill, Ore. 67 Gold Run, Cal. 45, 46 Goleta, Cal. 70, 71 Gonzales, Cal. 70, 71 Goshen Jct., Cal. 75, 76 Grant Island, Neb. 43, 44 Grants Pass, Ore. 60, 61, 67, 79 Green River, Wyo. 43, 44 Gridley, Cal. 66 Guadalajara, Mex. 25 Guadalupe, Cal. 70, 71 Guasti, Cal. 10, 15 Gustine, Cal. 75, 76 Guymon, Okla. 7, 20	H Hachita, N. M. 8, 17 Hacienda, Tex. 6, 18 Halsey, Ore. 62, 63 Hamilton, Ont. 47 Hamilton Field, Cal. 78 Harrisburg, Pa. 47 Harwood, Tex. 5, 19 Hassayampa, Ariz. 8, 17 Haymond, Tex. 6, 18 Hayward, Cal. 73 Hayward Park, Cal. 86, 87 Hazen, Nev. 45, 46 Healdsburg, Cal. 78 Heber, Cal. 9, 16 Hereford, Ariz. 8, 17 Hereford, Kan. 7, 20 Hermosillo, Mex. 25 High Bridge, Tex. (Pecos River) 6, 18 Hillsdale, Cal. 86, 87 Hollister, Cal. 83 Hondo, Tex. 6, 18 Hood River, Ore. 50 Hopland, Cal. 78 Hot Wells, Tex. 6, 18 Houston, Tex.★ 1, 2, 5, 19 Huntington, Ore. 50 Hutchinson, Kan. 7, 20 Hyder, Ariz. 8, 17	I Idaho Falls, Ida. 50 Idelwild, Cal. 79 Ilmo, Mo. 21 Imlay, Nev. 45, 46 Imperial, Cal.★ 9, 16 Indianapolis, Ind. 47 Indio, Cal. 10, 15 Iowa, La. 5, 19 Irapuato, Mex. 26 Irmulco, Cal. 80 Iron Point, Nev. 45	J Jackson, Mich. 47 Jacksonville, Fla. 1, 2 Jeanerette, La. 5, 19 Jennings, La. 5, 19 Jimenez, Mex. 26 Jonesboro, Ark. 21 Jordan Valley, Ore. 52 Junction City, Ore. 62, 63	K Kalamazoo, Mich. 47 Kansas City, Mo. 3, 4, 7 20, 43, 44, 45, 46 Kelso, Wash. 48 Kerman, Cal. 75, 76 King City, Cal. 70, 71 Kingsburg, Cal. 75, 76 Kingsbury, Tex. 5, 19	L Kings Canyon National Park, Cal. 69 Klamath Falls Ore.★ 55, 56, 57, 60, 61, 62, 63 Knippa, Tex. 6, 18	M Lacoste, Tex. 6, 18 Lafayette, La. 5, 19 La Grande, Ore. 50 Lake Charles, La.★ 5, 19 Lake Tahoe, Cal. 45, 46 Lakeview, Ore. 57 Lancaster, Cal. 75, 76 Langtry, Tex. 6, 18 Laramie, Wyo.★ 43, 44 Laredo, Tex. 26 Lathrop, Cal. 69, 75, 76 Leaf, Cal. 62, 63 Lerdo, Cal. 75, 76 Lewis Springs, Ariz. 8 Liberal, Kan. 7, 20 Liberty, Tex. 5, 19 Likely, Cal. 55 Lincoln, Cal. 66 Lindsay, Cal. 85 Lissie, Tex. 5, 19 Littlefield, Ariz. 8, 17 Little Rock, Ark. 3, 4, 7, 20, 22 Live Oak, Cal. 66 Lobo, Tex. 6, 18 Lodi, Cal. 69, 75, 76 Logansport, Ind. 47 Loleta, Cal. 78 Loma Linda, Cal. 10, 15 Lomita Park, Cal. 86, 87 Longfellow, Tex. 6, 18 Longvale, Cal. 78 Longview, Wash. 48 Loomis, Cal. 45 Lordsburg, N. M. 1, 2, 3, 8, 17, 28, 31 Los Altos, Cal. 81 Los Angeles, Cal.★ Sunset Route 1, 2, 3, 4, 9, 10, 11, 12, 13, 14, 15, 16 Overland Route 45, 46 Shasta Route 60, 61, 64, 65 Coast Line 68, 70, 71, 72 San Joaquin Valley Line 69, 75, 76 Metropolitan Coach Lines 42 Los Banos, Cal. 75, 76 Los Gatos, Cal. 81 Louisville, Ky. 47 Lovelock, Nev. 45, 46 Lucin, Utah 45, 46 Luling, Tex. 5, 19

STATION INDEX

★-INDICATES RAIL-AUTO SERVICE AVAILABLE AT THESE POINTS

Table No.	Table No.	Table No.	Table No.	Table No.	Table No.	Table No.
Marion, Tex. 5, 19	N	Oregon City, Ore. 62, 63	Red House, Nev. 46	San Jose, Cal.★	Stockton, Cal.★	Vancouver, B. C.★
Mariposa Big Trees, Cal. 69		Orland, Cal. 62, 63	Redlands, Cal. 10, 15	Sunset and Golden	Overland Route. 45, 46	Vancouver, Wash. 48
Marshall, Tex. 22		Orogrande, N. M. 7, 20	Redwood City, Cal. 70, 71, 86, 87	State Routes 11, 13	Shasta Route. 64	Vasona Jct., Cal. 81
Martinez, Cal.	Naco, Ariz. 8, 17	Oxnard, Cal. 70, 71	Redwood Empire Tour. 79	Coast Line	San Joaquin Valley ... 69, 75, 76	Vaughn, N. M. 7, 20
Overland Route. 45, 46	Nacozari, Mex. 34		Reno, Nev.★ 43, 44	68, 70, 71, 73, 86, 87	Strathmore, Cal. 85	Ventura, Cal. 68, 70, 71, 81
Shasta Route	Nampa, Ida. 52		45, 46, 53, 54, 65	San Leandro, Cal. 73	Stuttgart, Ark. 21	Verrill, Nev. 45, 46
60, 61, 62, 63, 65	Naples, Cal. 70, 71		Richfield, Cal. 62, 63	San Lucas, Cal. 70, 71	Sugar Bowl, Cal. 45, 46	Victoria, B. C.★ 49
San Joaquin Valley	Nashville, Tenn. 47		Richmond, Cal.★	San Luis Obispo, Cal. 11, 13, 68, 70, 71	Sugar Land, Tex. 5, 19	Vinton, La. 5, 19
69, 75, 76, 77	Newark, Cal. 73	P	Overland Route. 45, 46	San Mateo, Cal. 70, 71, 86, 87	Suisun-Fairfield, Cal. 45, 46, 62, 63, 77	Visalia, Cal. 69
Marysville, Cal. 66	Newcastle, Cal. 45, 46		Shasta Route. 62, 63	San Miguel, Cal. 70, 71	Sulphur, La. 5, 19	
Mastodon, N. M. 8	New England Mills, Cal.	Pacific Grove, Cal. 11,	San Joaquin Valley	San Rafael, Cal. 78	Summit City, Cal. 58	
Maxwell, Cal. 62, 63	45, 46	13, 70, 71, 74	69, 75, 76, 77	San Simon, Ariz. 8, 17	Sunnyvale, Cal. 86, 87	
Mazatlan, Mex. 25	Newhall, Cal. 75, 76	Paisano, Tex. 6, 18	Richmond, Ind. 47	Santa Barbara, Cal.★	Summit City, Cal. 70, 71	
Mazatlan, Mex. 25	New Iberia, La. 5, 19	Palisade, Nev. 45, 46	Richmond, Tex. 5, 19	Sunset Route 11, 13	Susanville, Cal. 55, 57	
McArthur, Cal. 59	New Kirk, N. M. 7, 20	Palmdale, Cal. 75, 76	Richmond, Va. 47	Coast Line. 68, 70, 71	Sutherland, Ore. 67	
McCloud, Cal. 58	Newman, Cal. 75, 76	Palm Springs, Cal.★	Rillito, Ariz. 8, 17	Santa Clara, Cal. 86, 87	Sweetwater, Tex. 22	
McCredie Springs, Ore.	Newman, N. M. 7, 20	1, 2, 3, 4, 10, 15, 35, 36	Roanoke, La. 5, 19	Santa Cruz, Cal.★		
62, 63	New Orleans, La.★	Palm Springs Village. 36	Rock Island, Ill. 7, 20	11, 13, 74		
McDermitt, Nev. 52	1, 2, 5, 19	Palo Alto, Cal.★ 11, 13,	Rodeo, N. M. 8, 17	Santa Margarita, Cal.		
McFarland, Cal. 75, 76	1, 2, 43, 44, 47	68, 70, 71, 86, 87	Roseburg, Ore. 67	70, 71		
McGill, Nev. 52	Niland, Cal. 9, 10, 15, 16	Pantano, Ariz. 17	Rosenberg, Tex. 5, 19	Santa Rosa, Cal. 78		
McKees, Tex. 6, 18	Nogales, Ariz. 24	Paragould, Ark. 21	Rosenfeld, Tex. 6, 18	Santa Susana, Cal. 70, 71		
McNary, Tex. 6, 18	Nogales, Mex. 25	Pasadena, Cal.★	Roseville, Cal. 45, 46	Saugas, Cal. 75, 76		
McPherson, Kan. 7, 20	Nome, Tex. 5, 19	1, 2, 3, 4, 10, 15	Roy, N. M. 27	Savanna, Ill. 43, 44		
Mecca, Cal. 10, 15	Noonan, Tex. 6, 18	Paso Robles, Cal. 70, 71		Schertz, Tex. 5, 19		
Medford, Ore.★	Norden, Cal. (Sugar	Pastura, N. M. 7, 20		Schriever, La. 5, 19		
56, 57, 60, 61, 67	Bowl) 45, 46	Patterson, N. M. 75, 76		Schulenburg, Tex. 5, 19		
Memphis, Tenn.	Norfolk, Va. 47	Patterson, La. 5, 19		Scott, La. 5, 19		
1, 2, 3, 4, 7, 20, 22	Norman, Cal. 62, 63	Paul Ave., Cal. 86, 87		Scotia, Cal. 73		
Mendota, Cal. 75, 76	North Battle Mountain,	Pendleton, Ore. 40		Seaside, Cal. 70, 71, 74		
Menlo Park, Cal. 86, 87	Nev. 46	Petaluma, Cal. 78		Seattle, Wash.★		
Merced, Cal.★	North Platte, Neb. 43, 44	Philadelphia, Pa. 1, 2, 47	S	48, 49, 60, 61		
64, 69, 75, 76	Northridge, Cal. 70, 71	Phoenix, Ariz.★	Sabinal, Tex. 6, 18	Seco, Tex. 6, 18		
Mermentau, La. 5, 19	Northspur, Cal. 80	1, 2, 3, 4, 8, 17	Sacramento, Cal.★	Seguin, Tex. 5, 19		
Mesa, Ariz. 8, 17	Novato, Cal. 78	Picacho, Ariz. 8, 17	Overland Route	Selma, Cal. 75, 76		
Mescal, Ariz. 8, 17	Nubieber, Cal. 59	Pine, Ariz. 31	43, 44, 45, 46	Sentinel, Ariz. 8, 17		
Metz, Cal. 70, 71	Nuevo Laredo, Mex. 26	Pima, Ariz. 21	Shasta Route	Sequoia Natl. Park, Cal.		
Mexico City, Mex. 25, 26		Pismo, Cal. 70, 71	60, 61, 62, 63, 64, 66	69		
Miami, Ariz. 31		Pittsburg, Cal.★ 75, 76	San Joaquin Valley	Shasta Dam 58		
Miami, Fla. 1, 2		Pittsburgh, Pa. 47	69, 75, 76, 77	Shasta Springs, Cal. 62, 63		
Midland, La. 5, 19		Pocatello, Ida. 50	Safford, Ariz. 31, 32	Shoshone, Ida. 60		
Midbrae, Cal. 86, 87		Pomona, Cal.★ 10, 15	Salem, Ore. 60, 61, 62, 63	Shumba, Tex. 6, 18		
Mill City, Nev. 45, 46		Port Chicago, Cal. 75, 76	Salida, Cal. 75, 76	Sierra Blanca, Tex. 6, 18		
Minneapolis, Minn.		Port Costa, Cal. 77	Salinas, Cal.★	Small, Tex. 6, 18		
3, 4, 7, 20		Porterville, Cal. 85	11, 13, 69, 70, 71, 74	Soda Springs, Cal. 45, 46		
Modesto, Cal.★	Oakland, Jack London	Portland, Ore.★	Salt Lake City, Utah★	Soledad, Cal. 70, 71		
69, 75, 76	Square, Cal.★	48, 50, 60, 61, 62, 63	43, 44, 45, 46	Solomon, Ariz. 31		
Mohawk, Ariz. 8, 17	Sunset Route. 11, 13	Promontory Point, Utah	San Antonio, Tex.★	South Fork, Cal. 78		
Mojave, Cal. 75, 76	Coast Line	45, 46	1, 2, 5, 6, 18, 19, 26	South San Francisco,		
Monolith, Cal. 75, 76	68, 73	Pueblo, Colo. 7, 20	San Ardo, Cal. 70, 71	Cal. 86, 87		
Montalvo, Cal. 70, 71	Oakland, Cal.★ 16th St.	Puente, Cal. 10, 15	San Bruno, Cal. 86, 87	Sparks, Nev. 45, 46		
Monta Vista, Cal. 81	Sunset Route. 12, 14	Pumpville, Tex. 6, 18	San Carlos, Cal. 86, 87	Spofford, Tex. 6, 18		
Montello, Nev. 45, 46	Overland Route		Sanderson, Tex. 6, 18	Spokane, Wash.★		
Monterey, Cal.★	43, 44, 45, 46		San Diego, Cal.★	48, 60, 61		
11, 13, 70, 71, 74, 82	Shasta Route		San Fernando, Cal. 75, 76	Springfield, Ill. 47		
Montgomery, Ala. 1, 2	60, 61, 62, 63		San Francisco, 3rd St.,	Springfield, Ore. 62, 63		
Montgomery Creek, Cal.	San Joaquin Valley		Cal.★	Stanford University—		
69	69, 75, 76, 77		Sunset Route	See Palo Alto, Cal.		
Montoya, N. M. 7, 20	Oakland, Cal.★ 20th		11, 12, 13, 14	St. Louis, Mo.		
Montreal, Que. 47	and San Pablo. 73		Overland Route	Sunset Route		
Moorpark, Cal. 70, 71	Oakridge, Ore. 62, 63		43, 44, 45, 46	1, 2, 21, 22		
Morgan City, La. 5, 19	Ocean, Cal. 70, 71		Shasta Route	Golden State Route		
Morganhill, Cal. 70, 71	Odell Lake, Ore. 62, 63		60, 61, 62, 63	3, 4, 7, 20		
Mosquero, N. M. 27	Odaw, Tex. 6, 18		Coast Line	Overland Route		
Mountain View, Cal.	Ogden, Utah★		68, 70, 71, 81, 86, 87	43, 44, 45, 46, 47		
86, 87	43, 44, 45, 46, 50		San Joaquin Valley	St. Paul, Minn. 3, 4, 7, 20		
Mt. Shasta, Cal.	Ojai, Cal. 84		69, 75, 76, 77	Steins, N. M. 8, 17		
58, 62, 63, 67	Oklahoma City, Okla.★		Los Banos-Fresno. 75, 76			
Myrtle Creek, Ore. 67	3, 4, 7, 20	Raceland Jct., La. 5, 19	Yosemite Valley 69			
	Olympia, Wash.★	Randolph Field, Tex. 5, 19	S. F.-San Jose			
	43, 44	Ravendale, Cal. 55	81, 86, 87			
	Ontario, Cal.★	Rayne, La. 5, 19	San Gabriel, Cal. 10, 15			
	10, 15	Red Bluff, Cal. 62, 63				
	Orange, Tex. 5, 19	Redding, Cal.★				
	Ord, Cal. 70, 71, 74	58, 59, 60, 61, 62, 63, 66				
	Oregon Caves Ore. 79					

Y
Yosemite National Park, Cal. 69, 75, 76
Yosemite Valley, Cal. 69, 75, 76
Youngstown, Ohio. 47
Yreka Inn, Cal. 67
Ysleta, Tex. 6, 18
Yuma, Ariz.★ 1, 2, 3, 4
.... 8, 9, 10, 15, 16, 17

Z
Zamorra, Cal. 62, 63

SUNSET ROUTE

NEW ORLEANS - HOUSTON - SAN ANTONIO - EL PASO - SOUTHERN ARIZONA - LOS ANGELES

Table 1 WESTBOUND				Table 2 EASTBOUND				EXTRA FARES—"SUNSET"		
		Sunset No. 1 Daily Example			Sunset No. 2 Daily Example			No. 6 Daily Example	CoachClass (One-Way)	First Class (One-Way)
Lv NEW ORLEANS (C.T.)	S.P.	10 00	Sa	10 30	Sa	Lv LOS ANGELES (P.T.)	S.P.	8 00	Su	
Lv Lafayette	"	1 45	Su	3 10	Sa	Lv Alhambra (Pasadena)	"	8 20	Su	
Lv Beaumont	"	5 25	Su	6 49	Sa	Lv West Palm Springs	"	10 33	Su	
Lv Houston	"	7 15	Su	8 45	Sa	(Palm Springs Station)	"	2 40	Mo	
Lv San Antonio (C.T.)	"	12 05	Su			Lv Yuma (M.T.)	"	5 55	Mo	
Lv El Paso (M.T.)	"	11 45	Su			Lv Maricopa	"	6 37	Mo	
						Lv Phoenix	"	8 30	Mo	
Lv Dallas (C.T.)	T.&P.	8 10	Su			Lv Chandler	"	11 39	Mo	
Lv Fort Worth	"	9 50	Su			Lv Tucson	"	11 20	Mo	
Ar El Paso (M.T.)	"	10 45	Su			Lv Bisbee Jct.	"	↓		
						Lv Douglas	"	3 05	Mo	
Lv El Paso (M.T.)	S.P.	12 25	Mo			Lv Lordsburg	"			
Lv Deming	"	2 03	Mo			Lv Deming	"			
Lv Lordsburg	"	3 10	Mo			Ar El Paso (M.T.)	"			
Lv Douglas	"									
Lv Bisbee Jct.	"					Lv El Paso (M.T.)	T.&P.	3 25	Mo	
Lv Tucson	"	6 50	Mo			Lv Fort Worth (C.T.)	"	6 10	Tu	
Lv Chandler	"	8 27	Mo			Ar Dallas (C.T.)	"	7 30	Tu	
Lv Phoenix	"	9 35	Mo							
Lv Maricopa	"	11 35	Mo			Lv El Paso (M.T.)	S.P.	3 35	Mo	
Lv Yuma (P.T.)	"					Lv San Antonio (C.T.)	"	5 01	Tu	8 45
Ar West Palm Springs	"	2 13	Mo			Lv Houston	"	9 25	Tu	10 47
(Palm Springs Station)	"	4 45	Mo			Lv Beaumont	"	11 04	Tu	7 20
Ar Alhambra (Pasadena)	"	5 05	Mo			Ar NEW ORLEANS (C.T.)	"	6 30	Tu	
Ar LOS ANGELES (P.T.)	"									

CONNECTING SERVICE

Lv New York (E.T.)	Penn.	2 30	Fr	9 00	Th	Lv Bisbee	(Bus)	10 04	Mo		
Lv Philadelphia (North)	"	3 56	Fr	10 37	Th	Ar Bisbee Jct.	"	10 29	Mo		
Lv Washington, D.C.	Sou.Ry.	6 40	Fr	3 00	Fr	Lv New Orleans (C.T.)	L.&N.	5 50	Tu	9 00	Tu
Lv Atlanta	A.&W.P.	8 50	Sa	7 30	Fr	Lv Montgomery (C.T.)	A.&W.P.	2 20	We	7 15	We
Lv Montgomery (C.T.)	L.&N.	12 25	Sa	11 15	Fr	Lv Atlanta (E.T.)	Sou.Ry.	9 00	We	1 45	We
Ar New Orleans (C.T.)	"	7 40	Sa	8 30	Sa	Lv Washington, D.C.	Penn.	2 15	Th	5 05	Th
						Ar Philadelphia (North)	"	5 12	Th	7 32	Th
Lv New York (E.T.)	Penn.	3 25	Fr	7 40	Th	Ar New York (E.T.)	"	7 00	Th	9 05	Th
Lv Philadelphia (North)	"	4 52	Fr	9 07	Th						
Lv Washington, D.C.	Sou.Ry.	8 00	Fr	11 55	Th	Lv New Orleans (C.T.)	Sou.Ry.	6 55	We	9 00	Tu
Lv Chattanooga (E.T.)	"			6 00	Fr	Lv Birmingham (C.T.)	"	2 05	We	7 30	We
Lv Atlanta (E.T.)	"	9 30	Sa			Lv Atlanta (E.T.)	"	7 10	We		
Lv Birmingham (C.T.)	"	12 45	Sa	9 00	Fr	Lv Chattanooga (E.T.)	"			12 20	We
Ar New Orleans (C.T.)	"	8 20	Sa	6 35	Sa	Lv Washington, D.C.	Penn.	8 30	Th	7 55	Th
						Lv Philadelphia (North)	"	10 48	Th	10 19	Th
Lv Chicago (C.T.)	I.C.	7 45	Fr	4 30	Fr	Ar New York (E.T.)	"	12 15	Th	11 50	Th
Lv St. Louis	"	10 00	Fr	6 45	Fr	Lv New Orleans (C.T.)	I.C.	7 10	We	5 00	Tu
Lv Memphis	"	5 05	Fr	1 50	Sa	Ar Memphis (C.T.)	"	1 50	We	11 45	Tu
Ar New Orleans (C.T.)	"	12 25	Sa	9 00	Sa	Ar St. Louis (C.T.)	"	9 00	We	7 40	We
						Ar Chicago (C.T.)	"	11 40	We	9 30	We
Lv Cincinnati (E.T.)	Sou.Ry.	9 50	Fr	8 45	Fr	Lv New Orleans (C.T.)	Sou.Ry.	6 55	We	9 00	Tu
Ar New Orleans (C.T.)	"	8 20	Sa	6 35	Sa	Ar Cincinnati (E.T.)	"	7 15	Th	8 45	We
Lv Cincinnati (E.T.)	L.&N.	9 00	Fr	7 05	Fr	Lv New Orleans (C.T.)	L.&N.	9 15	We	9 00	Tu
Ar New Orleans (C.T.)	"	8 30	Sa	3 40	Sa	Ar Cincinnati (E.T.)	"	8 00	Th	9 30	We
Lv Miami (E.T.)	SAL.	9 00	Fr			Lv New Orleans (C.T.)	L.&N.	5 50	We	9 00	Tu
Lv Jacksonville	SAL.	6 00	Fr			Ar Jacksonville (E.T.)	"	9 00	Th	5 30	We
Ar New Orleans (C.T.)	L.&N.	8 30	Sa			Ar Miami (E.T.)	SAL.	4 40	Th	8 30	Th

TRAINS 1-2 STREAMLINER SUNSET — EXTRA FARE

Full Lounge Car: New Orleans-Los Angeles. (Shower bath and valet service.)
 Sleeping Cars: New Orleans-Los Angeles. (Roomettes, Bedrooms, Compartments, Drawing Rooms.)
 Dallas-Los Angeles. Westbound on T. & P. No. 1 to El Paso; Eastbound on T. & P. No. 8 to Dallas. (Roomettes, Bedrooms.)
 Chair Cars: New Orleans-Los Angeles.
 El Paso-Los Angeles.
 Reclining leg rest seats. Pillow service available at nominal charge.
 Dining Car: New Orleans-Los Angeles.
 Hamburger Grill Lounge Car: El Paso-Los Angeles (For Chair Car Passengers).
 News Agent Service.
 Baggage: No checked baggage service Train No. 1 to or from Deming, Lordsburg, Wilcox and Benson.

TRAINS 5-6

Chair Cars: New Orleans-Houston. Pillow service available at nominal charge.
 Meal stop Westbound at Lafayette.

Example Fares Between

New Orleans—El Paso	\$1.75	\$4.75
New Orleans—Houston	.75	1.25
New Orleans—Los Angeles	3.50	10.00
New Orleans—Phoenix	2.00	6.00
New Orleans—San Antonio	1.00	1.75
Beaumont—Los Angeles	3.00	9.00
Houston—Los Angeles	3.00	9.00
Houston—Phoenix	1.75	5.50
San Antonio—Los Angeles	2.75	8.50
San Antonio—Phoenix	1.50	4.50
El Paso—Los Angeles	2.00	5.50
Phoenix—Los Angeles	1.50	4.00

(10% Federal Tax not included)
 Examples of fares shown are for adults; half of adult extra fare for children 5 years of age and under 12. No charge for children under 5 when accompanied by parent or guardian.

All P.M. time in dark faced figures.

E.T.—Eastern Standard Time.

C.T.—Central Standard Time.

M.T.—Mountain Standard Time.

P.T.—Pacific Standard Time.

—On Call Taxi Service available to holders of tickets reading between El Paso and Los Angeles or points beyond, without charge between Alhambra Station and Southeast corner of Colorado Street and Arroyo Parkway, Pasadena. Consult Agent for details.

—Open for occupancy 9.30PM.

—Stops on flag to entrain pay passengers for Colton or beyond; also detrain from El Paso or beyond.

—Stops on flag to entrain pay passengers for El Paso or beyond; also detrain from Colton or beyond.

f—Flag stop to entrain or detrain passengers.

GOLDEN STATE ROUTE

CHICAGO - (MINNEAPOLIS) - KANSAS CITY - EL PASO - SOUTHERN ARIZONA - LOS ANGELES

Table 3 WESTBOUND			Golden State No. 3 Daily Example		No. 39 Daily Example		Table 4 EASTBOUND			Golden State No. 4 Daily Example		No. 40 Daily Example		EXTRA FARES—"GOLDEN STATE" Example Fares Between		
														Coach Class (One-Way)	First Class (One-Way)	
Lv CHICAGO (C.T.)	R.I.	1 00	Su	9 00	Su	9 00	Su	Lv LOS ANGELES (P.T.)	S.P.	1 30	Su	1 00	Mo	Los Angeles— Chicago	\$3.50	\$7.50
Ar Kansas City	"	9 45	Su	7 55	Su	7 55	Su	Lv Alhambra (Pasadena)	"	1 50	Su			Los Angeles— El Paso	2.00	5.50
Lv Minneapolis	R.I.	11 30	Su	8 25	Su	8 25	Su	Lv West Palm Springs (Palm Springs Station)	"	4 05	Su			Los Angeles— Kansas City	3.50	7.50
Lv St. Paul	"	12 01	Su	9 05	Su	9 05	Su	Lv Yuma (M.T.)	"	8 10	Su	8 00	Mo	Los Angeles— Phoenix	1.50	4.00
Ar Kansas City	"	9 25	Su	8 00	Su	8 00	Su	Lv Tucson	"	11 30	Su	11 40	Mo	Los Angeles— Tucson	1.50	4.00
Lv Kansas City	R.I.	10 15	Su	9 00	Mo	9 00	Mo	Lv Bisbee Jct.	"	2 05	Mo	2 30	Mo	Phoenix— Chicago	2.75	6.00
Lv Topeka	"	11 34	Su	10 20	Mo	10 20	Mo	Lv Douglas	"	6 05	Mo	6 25	Mo	Phoenix— Kansas City	2.75	6.00
Lv Dalhart	"	7 55	Su	8 05	Mo	8 05	Mo	Lv Lordsburg	"	8 45	Mo	9 30	Mo	Tucson— Chicago	2.50	6.00
Ar Tucumcari (C.T.)	"	9 30	Mo	10 00	Mo	10 00	Mo	Ar El Paso	"	9 15	Mo	10 30	Tu	Tucson— Kansas City	2.50	6.00
Lv Tucumcari (M.T.)	S.P.	8 45	Mo	9 45	Mo	9 45	Mo	Lv El Paso	"	3 05	Mo	5 10	Tu	Chicago— Kansas City	2.75	6.00
Ar El Paso	"	2 25	Mo	4 30	Tu	5 30	Tu	Ar Tucumcari (M.T.)	"	4 11	Mo	6 55	Tu	Chicago— Tucson	2.50	6.00
Lv El Paso	"	2 50	Mo	5 30	Tu	5 30	Tu	Lv Dalhart	R.I.	6 38	Mo	8 55	Tu	Chicago— Chicago	2.50	6.00
Lv Douglas	"	6 55	Mo	7 04	Tu	7 04	Tu	Ar Topeka	"	12 57	Tu	6 04	Tu	Chicago— Chicago	2.50	6.00
Lv Bisbee Jct.	"	7 25	Mo	8 45	Tu	8 45	Tu	Ar Kansas City	"	2 15	Tu	7 46	Tu	Chicago— Chicago	2.50	6.00
Lv Deming	"	7 25	Mo	9 45	Mo	9 45	Mo	Lv Kansas City	R.I.	9 30	Tu	8 45	Tu	Chicago— Chicago	2.50	6.00
Lv Lordsburg	"	7 25	Mo	12 45	Tu	12 45	Tu	Ar St. Paul	"	6 45	Tu	8 00	Tu	Chicago— Chicago	2.50	6.00
Lv Tucson	"	9 45	Mo	3 45	Tu	3 45	Tu	Ar Minneapolis	"	7 30	Tu	8 45	We	Chicago— Chicago	2.50	6.00
Lv Phoenix	"	12 45	Tu	6 20	Tu	6 20	Tu	Lv Kansas City	R.I.	2 40	Tu	8 50	Tu	Chicago— Chicago	2.50	6.00
Lv Yuma (P.T.)	"	2 40	Tu	11 59	Tu	11 59	Tu	Ar CHICAGO (C.T.)	R.I.	11 55	Tu	7 35	We	Chicago— Chicago	2.50	6.00
Ar West Palm Springs (Palm Springs Station)	"	5 25	Tu													
Ar Alhambra (Pasadena)	"	8 10	Tu													
Ar LOS ANGELES (P.T.)	"	8 30	Tu													

CONNECTING SERVICE

Lv St. Louis (C.T.)	M.P.	4 00	Su	11 17	Su	Lv Tucumcari (C.T.)	R.I.	7 00	Tu
Ar Kansas City	"	9 00	Su	6 30	Mo	Ar Oklahoma City	"	6 15	Tu
Lv St. Louis	Wab.	4 05	Su	11 05	Su	Ar Little Rock	"	2 45	We
Ar Kansas City	"	8 55	Su	6 15	Mo	Ar Memphis	"	5 30	We
Lv Memphis (C.T.)	R.I.			10 00	Su	Lv Kansas City	M.P.	7 15	Tu
Lv Little Rock	"			12 45	Mo	Ar St. Louis	"	12 15	Tu
Lv Oklahoma City	"			11 00	Mo	Lv Kansas City	Wab.	7 15	Tu
Ar Tucumcari (C.T.)	"			9 30	Mo	Ar St. Louis (C.T.)	"	12 13	Tu
Lv Bisbee Jct. (Bus)	"	7 30	Mo					11 50	Tu
Ar Bisbee	"	7 50	Mo					7 25	We

TRAINS 3-4 STREAMLINER GOLDEN STATE EXTRA FARE

Full Lounge Car: Chicago-Los Angeles. (For Pullman passengers.)
 Sleeping Cars: Chicago-Los Angeles. (Roomettes, Bedrooms, Compartments, Drawing Rooms.)
 Chicago-Phoenix. (Bedrooms, Compartments, Drawing Rooms. Occupancy at Phoenix until 7:30 AM. Effective from Chicago November 23rd, from Phoenix November 25th.)
 Chicago-Phoenix. (Returns from Tucson.) (Bedrooms, Compartments, Drawing Rooms.) Occupancy at Phoenix until 7:30 AM. Occupancy at Tucson 9:00 PM. Effective from Chicago December 14th, from Tucson December 17th.
 Minneapolis-Los Angeles. (On R.I. No. 17 to Kansas City; R.I. No. 18 to Minneapolis.) (Roomettes, Bedrooms.)
 Chair Cars: Chicago-Los Angeles. (Reclining leg rest seats. Reserve in advance.)
 Minneapolis-Los Angeles. (On R.I. No. 17 to Kansas City; R.I. No. 18 to Minneapolis.)
 Dining Car: Chicago-Los Angeles.
 Hamburger Grill Lounge Car: Chicago-Los Angeles. (For Chair Car passengers.)
 News Agent Service: Tucumcari-El Paso. Pillow Service.
 Baggage: Checked only to and from certain stations east of Tucumcari. Consult Agent.
 No checked baggage service Train No. 4 to or from Benson, Wilcox, Lordsburg and Deming. Nor on Trains Nos. 3-4 to or from Vaughn, Carrizozo and Alamogordo.

□—La Salle Street Station..... La Salle & Van Buren Sts. (Phone Wabash 2-3200)
 Union Station..... Canal, Adams & Jackson Sts. (Phone Franklin 2-6700)
 Central Station..... Roosevelt Road near Michigan Ave. (Phone Wabash 2-4811)
 Grand Central Station..... Harrison & Wells Sts. (Phone Harrison 7-0815)
 Dearborn Station..... Dearborn & Polk Sts. (Phone Harrison 7-7500)
 C.&N.W. Passenger Station... Madison, Canal & Clinton Sts. (Phone Dearborn 2-3850)

**AMERICA'S
FAST
TRAINS
CARRY**

**RAILROAD
TRANSFER
AGENCY**

**SHIPMENTS
SAFE-SWIFT-SURE**

Travel Relaxed

on the streamlined
GOLDEN STATE
between Los Angeles and Chicago

via the low altitude *Golden State Route*
through Palm Springs, Phoenix, Tucson,
El Paso and Kansas City.

STOPPING
AT
CHICAGO?

Passengers holding through tickets, wishing to visit in Chicago and having three hours or more between trains, may, upon arrival in Chicago, deliver their hand baggage to Railroad Transfer, Inc., Agent or Stewardess and secure claim check for it. The baggage will be transferred to parcel room of the station from which departure will be made and should be claimed on presentation of claim check.

Charge for this service is the usual parcel checking fee plus a charge of 25 cents per piece.

SUNSET ROUTE

NEW ORLEANS - HOUSTON - SAN ANTONIO - EL PASO

GOLDEN STATE ROUTE

CHICAGO - KANSAS CITY - EL PASO

Table 5				Table 6				Table 7			
WESTBOUND				WESTBOUND				WESTBOUND			
Elev.	Mis.	Sunset No. 1 Daily	No. 5 Daily	Elev.	Mis.	Sunset No. 1 Daily	No. 5 Daily	Elev.	Mis.	Golden State No. 3 Daily	No. 39 Daily
12	0	10 00	10 30	661	573	12 05		606	0	1 00	9 00
12				631	591			609	7	1 10	9 13
				721	598			570	181	3 55	12 35
10	6	10 13	10 48	775	605			779	495	9 45	7 55
10				992	613						
10	11	10 29	11 06	870	622			844	0	11 30	8 25
9				881	631			722	11	12 01	9 05
13				1065	636			796	270	4 52	3 15
18	41			957	643			779	489	9 25	8 00
19				985	654						
11	56	11 22	12 15	931	655			457	0	4 00	11 17
9	81	11 51	12 58	939	671			779	279	9 00	6 15
10	87			997	683						
13	96			1102	689			457	0	4 05	11 05
10	102	12 15	1 35	975	698			779	278	8 55	6 15
11	106			1009	706						
14	115			964	743						
20	126	12 50	2 12	964	743						
34	133			923	751						
39	139			955	757						
38	145	1 45		1131	763						
38	150			1545	778						
36	161			1386	792						
26	167	2 16		1413	795						
20	175			1397	807						
18	181			1815	820						
31	186	2 43		2106	849						
31	191			2771	871						
25	195			2771	871						
25	207			3093	879						
19	219	3 55		3368	887						
20	229			3663	896						
17	242			3725	907						
10	257	4 49		3881	915						
22	279	5 25		4042	931						
45	299			4484	962						
30	309			5074	975						
64	321	6 13		4694	988						
51	327			4432	1023						
85	342			4432	1023						
47	363	7 15		3942	1051						
47	363	7 45		4281	1059						
82	389			4519	1092						
90	397			4117	1108						
107	400	8 34		3949	1114						
117	411			3568	1126						
126	416			3592	1131						
156	426			3583	1149						
176	432			3616	1155						
189	445			3632	1162						
202	448			3654	1172						
234	451										
410	463										
345	471	9 48									
452	484										
367	495										
456	508										
407	517										
505	528										
550	538	10 53									
643	549										
713	557										
712	558										
712	561										
661	573	11 35									

HERTZ RAIL-AUTO TRAVEL PLAN

Enjoy the restfulness of train travel to your destination . . . then use a new automobile for as long as you want it. Hertz Rail-Auto Service available at many Southern Pacific Stations.

Ask any S.P. ticket agent for details.

All P.M. time in dark faced figures.
 †—Does not stop.
 #—Chair car only. No meal service.

C.T.—Central Standard Time.
 M.T.—Mountain Standard Time.
 e—Open for occupancy 9:30 P.M.

—No. 1—Stops on flag at Rosenberg and Uvalde to entrain revenue passengers to El Paso and points west where scheduled to stop. Also stops at Uvalde to detrain passengers from Houston and beyond.

—No. 1—Stops on flag at Schulenburg to entrain revenue passengers to San Antonio and points west where scheduled to stop. Also detrain revenue passengers from Houston and points beyond.

—No. 5—Stops on flag between New Orleans and Houston to detrain revenue passengers on through tickets beyond New Orleans, also stops on flag between New Orleans and Vinton to entrain to points on SP west of Houston.

—No. 1 stops on flag at Seguin to entrain revenue passengers to Del Rio and points west where scheduled to stop. Also stops to detrain revenue passengers from Houston and beyond.

f—Flag stop to entrain or detrain passengers.

g—No. 1—Stops on flag at Marathon to entrain revenue passengers for El Paso and points west where scheduled to stop. Also detrain revenue passengers from San Antonio and beyond.

h—Stops to entrain for west of Tucumcari; also detrain from Kansas City and beyond.

m—Meal Stop.

SUNSET ROUTE • GOLDEN STATE ROUTE

EL PASO - DEMING - DOUGLAS - TUCSON - PHOENIX - LOS ANGELES - OAKLAND - SAN FRANCISCO

WESTBOUND			
Table 8			
Elev	Mls.	Golden State No. 3 Daily	Sunset No. 1 Daily
3719	Lv EL PASO, TEX. (M.T.)	2 50	12 25
4211	Lvifton, N. M.	1221	5 30
4337	Lv Deming	1272	7 04
4493	Lv Gage	1292	7 04
4294	Lv Lordsburg	1332	8 30
4249	Lv Lordsburg	1332	8 45
4347	Lv Steins, N. M.	1351	8 45
3611	Lv San Simon, Ariz.	1366	
3761	Lv Bowie	1382	
4167	Lv Wilcox	1406	4 31
4231	Lv Cochise	1416	
4613	Lv Dragoon	1426	
3580	Lv Benson	1447	5 28
4064	Lv Mascall	1456	
3238	Lv Vail	1474	
2386	Lv TUCSON, ARIZ.	1494	6 30
4113	Lv Mastadon, N. M.	15	12 15
4063	Lv Columbus	73	
4518	Lv Hachita	117	
4405	Lv Animas	147	
4128	Lv Rodeo, N. M.	165	
4000	Lv Bernardino	194	
3979	Lv Douglas, Ariz.	217	
3979	Lv Douglas	217	
4686	Lv Bisbee Jct.	239	
4686	Lv Bisbee Jct. (Bus)	239	
5084	Lv Bisbee	247	
5084	Lv Bisbee (Bus)	247	
4686	Lv Bisbee Jct.	8	
4686	Lv Bisbee Jct.	239	
4592	Lv Naco	243	
4194	Lv Hereford	255	
4038	Lv Lewis Springs	265	
3862	Lv Fairbank	276	
4080	Lv Whetstone	296	
2386	Lv Tucson, Ariz.	340	
2386	Lv TUCSON, ARIZ.	1494	
2057	Lv Rillito	1511	
1606	Lv Picacho	1540	
1606	Lv Picacho	0	
1425	Lv Coolidge	19	
1214	Lv Chandler	51	
1229	Lv Mesa	69	
1161	Lv Tempe	66	
1084	Lv Phoenix	75	
1084	Lv PHOENIX	75	
971	Lv Litchfield	91	
888	Lv Buckeye	105	
876	Lv Hassayampa	113	
535	Lv Hyder	158	
255	Lv Wellton	211	
1606	Lv Picacho	1540	
1562	Lv Eloy	1545	
1508	Lv Toltec	1550	
1395	Lv Casa Grande	1559	
1173	Lv Maricopa	1580	
736	Lv Gila	1622	
687	Lv Sentinel	1652	
494	Lv Aztec	1666	
540	Lv Mohawk	1686	
255	Lv Wellton	1708	
147	Lv YUMA, ARIZ. (M.T.)	1745	
Set watch back one hour			
TRAIN NUMBERS			
		3	39

Table 9 IMPERIAL VALLEY SERVICE WESTERN GREYHOUND LINES (Daily)

Elev	Mls.	No. 1	No. 2	No. 3	No. 4
147	Lv Yuma, Ariz. (P.T.)	▲ 0	11 40	1 35	9 25
= 45	Lv El Centro	▲ 59	1 20	3 15	10 45
2	Lv Calexico	▲ 0	12 50	2 50	12 30
= 11	Lv Heber	▲ 8	1 03	3 03	12 42
= 45	Lv El Centro	▲ 13	1 30	3 30	1 00
= 63	Lv Imperial	▲ 17	1 38	3 40	1 09
= 110	Lv Brawley	▲ 26	1 56	3 56	1 27
= 175	Lv Calipatria	▲ 34			1 36
= 121	Lv Niland	▲ 42			1 47
297	Lv Los Angeles	▲ 231	7 30	11 55	7 45

Tickets reading via Southern Pacific (Pacific Lines) will be honored by Western Greyhound Lines between all stations served jointly by both carriers.

All P.M. time in dark faced figures.

P.T.—Pacific Standard Time.

M.T.—Mountain Standard Time.

—Below Sea Level.

Ⓟ—Bus service between San Francisco 3rd Street Station, and Oakland 16th St. Terminal via the Bay Bridge.

▲—W.G.L. Bus.

●—W.G.L. Station.

Ⓜ—Trains 39-40. Chair car only. No meal service.

†—Arrives Sacramento 8:10 A.M.

■—On Call Taxi service available to holders of tickets reading between El Paso and Los Angeles or points beyond, without charge between Alhambra Station and Southeast corner of Colorado Street and Arroyo Parkway, Pasadena. Consult Agent for details.

a—Stops on flag to entrain pay passengers for Colton or beyond; also detrain from Bisbee Jct. or beyond.

b—Stops on flag to entrain pay passengers for West Palm Springs or beyond; also detrain from Bisbee Jct. or beyond.

c—Stops on flag to entrain or detrain revenue passengers.

d—Stops on flag to entrain or detrain revenue passengers, provided Station Agent is advised prior to 2:20 PM date of departure.

e—Stops on flag to entrain pay passengers for Colton or beyond; also detrain from east of El Paso.

f—Flag stop to entrain or detrain passengers.

g—Stops on flag to entrain pay passengers for Colton or beyond; also detrain from El Paso or beyond.

h—Stops on flag to entrain pay passengers for Yuma or beyond; also detrain from Tucson or beyond.

i—Stops on flag to detrain pay passengers from Wellton or beyond.

j—Stops on flag to entrain pay passengers for Alhambra or beyond; also detrain from Wellton or beyond.

k—Stops on flag to entrain pay passengers for Alhambra or beyond; also detrain from Phoenix or beyond.

m—Stops on flag to entrain pay passengers for Colton or beyond.

Most convenient service to Imperial Valley points is available by detraining at Yuma westbound or Los Angeles eastbound using Western Greyhound Lines bus from Yuma or Los Angeles to destination. Rail tickets optionally honored. Rail and bus stations at Niland are located approximately one-half mile apart and only infrequent bus service is available from this point to Imperial Valley destinations.

WESTBOUND			
Table 10			
Elev	Mls.	Golden State No. 3 Daily	Sunset No. 1 Daily
147	Lv YUMA, ARIZ. (P.T.)	1745	2 40
= 121	Lv Niland	1811	3 45
= 191	Lv Salton	1840	4 15
= 186	Lv Mecca	1854	4 45
= 116	Lv Thermal	1860	5 15
= 62	Lv Coachella	1864	5 45
= 10	Lv Indio	1867	6 15
1135	Lv West Palm Springs (Palm Springs Station)	1895	6 25
1789	Lv Cabazon	1904	6 45
2328	Lv Banning	1910	7 15
2569	Lv Beaumont	1916	7 45
1316	Lv Redlands	1932	8 15
1080	Lv Loma Linda	1935	8 45
973	Lv Colton	1939	9 15
1090	Lv Bloomington	1943	9 45
980	Lv Guasti	1954	10 15
987	Lv Ontario (To Upland)	1958	10 45
863	Lv Pomona	1964	11 15
327	Lv City of Industry	1977	11 45
294	Lv Bassett	1981	12 15
392	Lv El Monte	1983	12 45
416	Lv San Gabriel	1987	1 15
466	Lv Alhambra (Pasadena)	1990	1 45
297	Lv LOS ANGELES	1996	2 15

LOS ANGELES TO SAN FRANCISCO (Via Coast Line)

Table 11					
Elev	Mls.	Coast Day-light No. 99 Daily	No. 255 Daily	S.F. Lark No. 75 Daily	Oakland Lark No. 73 Daily
297	Lv LOS ANGELES	1996	8 15	8 15	9 00
432	Lv Glendale	2002	8 35	8 35	9 20
15	Lv Santa Barbara	2099	10 30	10 30	11 34
240	Lv San Luis Obispo	2218	12 51	12 51	2 15
45	Lv Salinas	2352	3 34	3 34	5 19
45	Lv Salinas	0	▲ 3 45	▲ 3 45	▲ 5 30
9	Lv Del Monte	19			▲ 6 30
6	Lv Monterey	21	▲ 4 37	▲ 4 37	▲ 6 12
47	Lv Pacific Grove	24	▲ 4 50	▲ 4 50	▲ 6 25
45	Lv Salinas	0	▲ 4 00	▲ 4 00	▲ 7 18
23	Lv Watsonville	22	▲ 4 36	▲ 4 36	▲ 7 56
10	Lv Santa Cruz	41	▲ 5 05	▲ 5 05	▲ 8 35
92	Lv Watsonville Junction	2370			5 48
22	Lv SAN JOSE	2419	4 53	4 53	6 55
99	Lv San Jose	2419		5 10	7 20
31	Lv Fruitvale	2456		6 01	8 20
9	Lv Oakland, Jack London Sq.	2459		6 10	8 30
99	Lv San Jose	2419	5 05		7 13
61	Lv Palo Alto	2436			7 39
27	Lv Burlingame	2455			7 59
13	Lv SAN FRANCISCO (3rd St)	2460	6 00		8 30

LOS ANGELES TO SAN FRANCISCO (Via San Joaquin Valley Line)

Table 12				
Elev	Mls.	S.J. Day-light No. 51 Daily	Owl No. 57 Daily	West Coast No. 59 Daily
297	Lv LOS ANGELES	1995	6 30	6 15
432	Lv Glendale	2002	6 50	6 35
417	Lv Bakersfield	2166	11 35	11 35
417	Lv Fresno	2273	1 45	2 15
287	Lv Oakland (16th St.)	2472	6 15	6 40
9	Lv SAN FRANCISCO (3rd St.)	2478	6 55	7 20

SUNSET ROUTE · GOLDEN STATE ROUTE

SAN FRANCISCO - OAKLAND - LOS ANGELES - PHOENIX - TUCSON - DOUGLAS - DEMING - EL PASO

Elev	Mls.	Coast Day-light No. 38 250-98 Daily	No. 250-98 Daily	S.F. Lark No. 76 Daily	Oakland Lark No. 74-76 Daily
13	0	8 15		9 00	
27	16			9 27	
61	30			9 50	
99	47	9 06		10 11	
9	7		7 35		8 50
31	10		7 44		8 59
99	47		8 45		9 50
59	47	9 18	9 18	10 23	10 23
22	97			11 24	11 24
10	0	▲ 9 00	▲ 9 00	▲ 8 30	▲ 8 30
23	19	▲ 9 31	▲ 9 31	▲ 9 07	▲ 9 07
46	41	▲ 10 07	▲ 10 07	▲ 10 00	▲ 10 00
47	0	▲ 9 10	▲ 9 10	▲ 10 30	▲ 10 30
6	5	▲ 9 38	▲ 9 38	▲ 10 50	▲ 10 50
9	3				
45	24	▲ 10 26	▲ 10 26	▲ 11 25	▲ 11 25
45	114	10 38	10 38	11 59	11 59
240	248	1 28	1 28	3 18	3 18
15	367	3 46	3 46	5 55	5 55
432	464	5 42	5 42	8 02	8 02
297	470	6 00	6 00	8 30	8 30

Elev	Mls.	No. 52	No. 58	No. 60
8	0	6 50	9 00	†
9	6	7 30	9 35	
287	205	11 59	2 40	12 01
417	313	2 10	5 07	2 20
432	477	6 55	10 20	7 10
297	482	7 15	10 40	7 30

Elev	Mls.	Golden State No. 4 Daily	Sunset No. 2 Daily	No. 40 # Daily
297	470	1 30	8 00	1 00
465	476	1 50	8 20	
416	479			
392	483			
294	485			
327	489			
863	502	2 25	8 55	
987	508			
980	512			
1090	523			
973	527	2 56	9 26	
1090	531			
1315	534			
2569	550			
2328	556			
1135	571	4 05	10 33	
10	599	4 40	11 06	4 05
62	603			
-116	606			
-186	612			
-191	626			
-121	656	6 40	12 01	
142	721	7 00	1 25	6 30

Elev	Mls.	No. 1	No. 2	No. 3	No. 4	No. 5	No. 6	No. 7	No. 8
297	0	1 00	7 15	10 30	12 45	3 00	5 45	7 45	
-121	▲ 189	6 09							
-175	▲ 197	6 19							
-110	▲ 205	6 35	1 41	4 36	6 56	9 16	10 35	1 55	
-63	▲ 214	6 50	1 56	4 51	7 11	9 31		2 10	
-45	▲ 218	7 00	2 10	5 05	7 25	9 45	11 00	2 20	
-11	▲ 223	7 40	2 40	5 32	7 47	10 07	11 17	2 47	
2	▲ 231	7 53	2 55	5 45	8 00	10 20	11 30	3 00	
-45	▲ 0	7 55	2 30	5 15			11 15	2 35	
147	▲ 59	9 05	4 00	6 26			12 50	4 10	

Tickets reading via Southern Pacific (Pacific Lines) will be honored by Western Greyhound Lines between all stations served jointly by both carriers.
All P.M. time in dark faced figures.

- *-Daily.
- P.T.—Pacific Standard Time.
- M.T.—Mountain Standard Time.
- ⊕—Bus service between San Francisco 3rd Street Station, and Oakland 16th St. Terminal via the Bay Bridge.
- ▲W.G.L. Bus.
- W.G.L. Station.
- On Call Taxi service available to holders of tickets reading between El Paso and Los Angeles or points beyond, without charge between Alhambra Station and Southeast corner of Colorado Street and Arroyo Parkway, Pasadena. Consult Agent for details.

- †—Trains 39-40. Chair car only. No meal service.
- †—Leaves Sacramento 7:45 P.M.
- Below Sea Level.
- Stops on flag to entrain pay passengers for Phoenix or beyond; also detrain from Alhambra or beyond.
- Stops on flag to entrain pay passengers for east of Wellton; also detrain from Alhambra or beyond.
- Stops on flag to entrain pay passengers for El Paso or beyond; also detrain from Colton or beyond.
- Stops on flag to entrain pay passengers for Tucumcari or beyond; also detrain from Colton or beyond.
- Stops on flag to entrain or detrain pay passengers.
- †—Flag stop to entrain or detrain passengers.
- Stops on flag to entrain pay passengers for Tucson or beyond; also detrain from Yuma or beyond.
- Stops on flag to detrain pay passengers from Colton or beyond.
- Stops on flag to entrain or detrain revenue passengers, provided Station Agent is advised prior to 11:00 AM date of departure.
- Stops on flag to entrain pay passengers for Tucson or beyond; also detrain from Yuma or beyond.


Most convenient service to Imperial Valley points is available by detraining at Yuma westbound or Los Angeles eastbound using Western Greyhound Lines bus from Yuma or Los Angeles to destination. Rail tickets optionally honored. Rail and bus stations at Niland are located approximately one-half mile apart and only infrequent bus service is available from this point to Imperial Valley destinations.

Elev	Mls.	Golden State No. 4 Daily	Sunset No. 2 Daily	No. 40 # Daily
147		Set watch ahead one hour		
255	721	8 10	2 40	8 00
540	758			
494	781			
687	800			
1173	814			
1395	844			
1508	886			
1562	907			
1606	916			
	921			
	926			
255	758			
535	810			
876	856			
888	864			
971	878			
1084	894	11 00	5 30	11 10
1084	894	11 30	5 55	11 40
1101	902			
1229	910	12 m01	6m26	
1214	917	12d12	6c 37	
1425	950	12c40		
1606	0			
2057	29			
2386	46			
3238	972	1 45	8 10	2 00
3547	991	2 06	8 30	2 30
4064	1001			
4080	1012			
3862	1018			
4194	1038			
4532	1058			
4686	1071			
	1074			
4686	1074			
5084	1082			
5084	0			
4686	8			
4686	1074			
3979	1096			
3979	1096			
4000	1119			
4128	1148			
4405	1165			
4518	1196			
4063	1240			
3843	1307			
3580	1021	3 20		
4613	1042			
4231	1051			
4167	1062	4 29		
3761	1086			
3611	1102			
4347	1116			
4244	1136	5 55		
4244	1136	6 05		
4493	1176			
4337	1195	7 04		
4211	1247			
3719	1283	8 45	3 05	9 30


TRAIN NUMBERS: 4 2 40

LUXURY TRAVELING AT ITS FINEST

On The Streamlined
SUNSET
and **GOLDEN STATE**



OVERSEAS



S. P. doesn't own or operate any ships. But we play a surprisingly important part in U.S. trade with foreign countries. We go down to the sea in freight cars at 23 deep-water ports on the West Coast and Texas-Louisiana Gulf Coast and we serve 11 border-crossing ports on the U.S.-Mexico boundary. About 5 million tons of import and export freight a year move through efficient S. P. terminals at these ports and gateways.



OVERLAND



Whenever you take the *train*, on one of the scenic routes and famous streamliners of S. P., you wonder why you don't indulge oftener in this kind of travel therapy . . . relaxing hours in your homey Pullman room (or deep-cushion Chair Car seat) . . . polite, attentive service wherever you go on board for meals or refreshments . . . time to unwind, time to cogitate, time to write a letter, even time to *sleep*. See your S. P. "Doctor" — he's the ticket agent.

LOCAL SERVICE AND CONNECTIONS

TEXAS - NEW MEXICO - ARIZONA - SOUTHERN CALIFORNIA

COTTON BELT ROUTE
PINE BLUFF, BRINKLEY, PARAGOULD, ST. LOUIS

Table 21		7 Daily
8 Daily		7 Daily
10 30	Lv Pine Bluff, Ark. SLSW. Ar	8 00
11 17	Lv Stuttgart " " Lv	7 20
11 39	Lv Clarendon " " Lv	6 56
12 03	Lv Brinkley " " Lv	6 38
1 30	Lv Jonesboro " " Lv	5 15
2 03	Lv Paragould " " Lv	4 43
3 12	Lv Malden, Mo. " " Lv	3 38
4 35	Lv Illinois " " Lv	2 05
8 00	Ar. ST. LOUIS (By bus to and from East St. Louis) " Lv	10 30

Chair Car: Daily between Pine Bluff and St. Louis.

EL PASO, DALLAS, ST. LOUIS
Texas and Pacific Ry.—Missouri Pacific

Table 22		7 Daily	1 Daily
8 Daily	2 Daily		
3 25	12 50	Lv El Paso, Tex. (M.T.) .. T.&P. Ar	12 50
11 55	9 15	Lv Big Spring " " Ar	4 00
1 18	10 30	Lv Sweetwater " " Ar	3 30
2 15	11 30	Lv Abilene " " Ar	2 45
3 34	12 55	Lv Cisco " " Ar	1 12
6 45	4 55	Lv Fort Worth " " Ar	10 00
7 50	6 00	Lv Dallas " " Ar	8 30
10 55	9 05	Lv Marshall " " Ar	4 20
12 15	10 30	Ar Texarkana, Tex. T.&P. Lv	3 00
12 35	10 40	Lv Texarkana, Tex. M.P. Ar	2 30
3 30	1 10	Ar Little Rock, Ark. " Lv	11 25
7 00	6 00	Ar Memphis, Tenn. " Lv	8 00
11 00	8 25	Ar St. Louis, Mo. " Lv	11 59

Table 23
CARLSBAD CAVERNS

Side trip is made by comfortable air conditioned motor coach from El Paso. Daily Schedule—CARLSBAD CAVERN COACHES

Leave El Paso (Bus Station)	9 30 A.M.
Arrive Carlsbad Caverns	12 40 P.M.
Leave Carlsbad Caverns	4 20 P.M.
Arrive El Paso (Bus Station)	7 30 P.M.

8 30	3 40	9 30	5 20	Lv El Paso (Bus Sta.) Ar	5 20	12 35	7 30	12 15
11 55	7 15	12 55	8 45	Ar Carlsbad	1 55	9 00	3 45	8 50

Table 24
TUCSON-NOGALES
(Citizen Auto Stage Co.) Daily
(Rail Tickets Honored)

Lv Tucson*	7 00	9 15	11 15	12 15	1 15	3 30	5 00	6 30	8 15	10 35
Ar Nogales..	8 40	10 55	12 55	1 55	2 55	5 10	6 40	8 10	9 55	12 00
Lv Nogales..	7 00	9 15	10 00	11 15	1 15	3 00	4 00	6 00	8 15	10 15
Ar Tucson*	8 35	10 55	11 40	12 55	2 55	4 40	6 40	7 40	9 55	11 55

Table 25
PACIFIC RAILROAD OF MEXICO

	2	Kms.	Mis.		Elev	1	
Mo	* 5 30	0	0	Lv Nogales (M.T.)	8869	7 00	Tu
Mo	11 25	281	175	Lv Hermosillo	693	12 40	Tu
Tu	2 20	423	263	Lv Empalme	5	9 10	Mo
Tu	4 45	544	338	Lv Ciudad Obregon	130	7 12	Mo
Tu	5 35	1186	737	Lv Mazatlan	4	6 10	Mo
We	12 40	1503	934	Lv Tepic	3001	11 20	Su
We	8 45	1779	1106	Ar Guadaluajara (C.T.)	5036	* 6 00	Su
National Rys. of Mexico							
No. 6							
We	* 8 20	0	0	Lv Guadaluajara (C.T.)	5036	8 35	Su
Th	9 00	612	381	Ar Mexico City (C.T.)	7349	* 8 20	Sa

Sleeping Car: Between Nogales and Guadaluajara. (10 Sec., 1 DR., 1 Compl.)
Coach:

Table 26
(A) EL PASO, MEXICO CITY

Mo	1 30	Lv Ciudad Juarez, Mex. (C.T.)	Nat. Rys. Ar	3 30	We
Mo	8 50	Lv Chihuahua " " Ar	8 15	We	
Tu	2 20	Lv Jimenez " " Ar	2 55	We	
Tu	7 35	Lv Torreon " " Ar	9 35	Tu	
Tu	8 00	Lv Aguascalientes " " Ar	9 50	Tu	
We	1 15	Lv Irapuato " " Ar	4 35	Tu	
We	3 28	Lv Queretaro " " Ar	2 27	Tu	
We	9 20	Ar Mexico City, Mex. (C.T.)	8 55	Mo	

(B) SAN ANTONIO, MEXICO CITY, VIA LAREDO Daily

12 40	Lv San Antonio, Tex. (C.T.) Mo.Pac. Ar	1 35	
4 40	Ar Laredo, Tex. " Lv	9 05	
6 15	Lv Nuevo Laredo	Nat.Rys. Ar	8 00
8 10	Ar Mexico City, Mex. (C.T.)	Lv	8 10

Table 27
EL PASO, TUCUMCARI, FRENCH

*10 30	01	Lv El Paso, Tex. Ar	4 30
5 10	332	Ar Tucumcari	* 9 45
6 10	332	Lv Tucumcari	* 3 25
8 20	382	Lv Mosquero	12 59
9 00	400	Lv Roy	12 22
*10 35	445	Ar French	*10 45

Table 28
LORDSBURG, CLIFTON

		952 Mixed	Mis.			953 Mixed
6 35	0	Lv Lordsburg	Ar	3 30		
9 55	38	Lv Duncan	Ar	2 00		
11 35	70	Ar Clifton, Ariz.	Lv	6 12	20	

Table 29
BENSON, FAIRBANK, TOMBSTONE

11 40	00	05	08	00	01	Lv Benson	Ar	4 05	4 30	5 25
11 45	10	50	45	7	Lv Curtiss	Ar	3 35	4 00	4 55	
12 30	11	35	9	30	20	Ar Fairbank	Lv	2 40	3 05	4 00
1 10					20	Lv Fairbank	Ar	2 30		
T 40					29	Ar Tombstone	Lv	2 00		

Table 31
EL PASO, LORDSBURG, FORT THOMAS, COOLIDGE DAM, GLOBE
Western Greyhound Lines (Rail Tickets Honored)

*10 30	Lv El Paso	Ar	3 10
2 15	Lv Lordsburg	Ar	10 57
3 41	Lv Solomon	Ar	9 34
4 05	Lv Safford	Ar	9 21
4 09	Lv Thatcher	Ar	9 17
4 15	Lv Pima	Ar	9 10
4 30	Lv Fort Thomas	Ar	8 56
4 35	Lv Geronimo	Ar	8 51
4 43	Lv Bylas	Ar	8 43
5 32	Ar Globe	Lv	* 7 50

01 Lv Globe.
10 Ar Miami.

Daily Bus leaves every hour on the half hour, 6:30 to 12:30.

Table 32
SAFFORD, WILLCOX, TUCSON
Spoon Brothers Stage Line (Rail Tickets Honored)

* 5 15	Lv Safford	Ar	7 20
6 25	Ar Willcox	Lv	* 5 20

Western Greyhound Lines (Rail Tickets Honored)

* 6 32	Lv Willcox	Ar	12 25
8 20	Ar Tucson	Lv	* 10 40

BAGGAGE ARRANGEMENTS:
Hand baggage will be handled on bus with passenger. Checked baggage and remains from or to Globe, Miami and San Carlos will be handled via Phoenix and Pacific Motor Trucking Company, except that between Globe and San Carlos, will be handled by Williams Truck Service and that from or to Pima and Safford will be handled via Tucson and PMT.

Table 33
GILA, AJO
Tucson, Cornelia & Gila Bend R. R. Co.

9 45	01	Lv Gila	Ar	8 45
11 20	43	Ar Ajo	Lv	7 15

Table 34
DOUGLAS, NACAZARI
Nacozari Ry.

Note: Taxi connection between Douglas and Agua Prieta.

4 1 30	01	Lv Douglas, Ariz. Ar		
	1	Lv Agua Prieta, Mex. Ar	12 30	
5 40	78	Ar Nacozari	Lv	8 00

Table 35
BANNING-29 PALMS
(29 Palms Stages Daily)
(Rail Tickets Not Honored.)

11 00	2 15	Lv Banning	Ar	11 10	7 05
11 30	2 45	Lv West Palm Springs (Palm Springs Sta.) Lv	10 30	6 25	
12 30	4 30	Ar 29 Palms	Lv	9 20	6 15

29 Palms Stages will deliver passengers to West Palm Springs Station or intermediate points; also upon advance notice from agent will pick up passengers at West Palm Springs Station for 29 Palms and/or intermediate points.

Table 36
TANNER MOTOR TOURS SERVICE

Auto bus will meet trains Nos. 1, 2 and 4 for passengers between West Palm Springs Station and Palm Springs Village in each direction. One-way fare \$1.30 plus Federal tax per person. All other trains will be met "on call." Regular taxi meter rates will apply. During period May 1 to Nov. 1, trains will be met on call. Regular taxi meter rates will apply.

C.T.—Central Standard Time.
M.T.—Mountain Standard Time.
All PM Time in dark faced figures.
*—Daily.
W.G.L. Bus Depot.
a—Monday, Wednesday, Friday.
b—Daily except Sunday.
c—Monday and Thursday.
d—Tuesday and Friday.
e—Wednesday and Saturday.
f—Flag stop to entrain or detrain passengers.
g—Daily except Saturday and Sunday.
h—Saturday only.

OVERLAND ROUTE

CHICAGO - OMAHA - OGDEN - RENO - SACRAMENTO - OAKLAND - SAN FRANCISCO
ST. LOUIS - KANSAS CITY - DENVER - SALT LAKE CITY - SAN FRANCISCO

Table 43 WESTBOUND	Streamliner City of San Francisco No. 101 Daily Example	San Francisco Overland No. 27 Daily Example	Table 44 EASTBOUND	Streamliner City of San Francisco No. 102 Daily Example	San Francisco Overland No. 28 Daily Example
Lv Chicago (C.T.) (Union Station)..... CMSTP&P.	8 55	Su	Lv SAN FRANCISCO (3rd St.)⊕(P.T.)..... S.P.	3 40	Su
Lv Savanna.....	8 12	Su	Lv OAKLAND (16th St.)⊕.....	4 15	Su
Ar Omaha.....	1 55	Mo	Lv Berkeley.....	4 25	Su
Lv Omaha..... U.P.	2 05	Mo	Lv Sacramento.....	6 20	Su
Lv Grand Island.....	4 05	Mo	Lv Truckee.....	9 44	Su
Lv North Platte(M.T.).....	5 00	Mo	Lv Reno.....	10 50	Su
Lv Cheyenne.....	8 40	Mo	Ar Ogden (M.T.).....	9 10	Mo
Lv Laramie.....	10 00	Mo	Lv Ogden (M.T.)..... U.P.	▲ 11 59	Mo
Lv Green River.....	2 05	Mo	Ar Salt Lake City.....	▲ 12 55	Mo
Ar Ogden (M.T.).....	5 30	Mo	Lv Ogden (M.T.)..... U.P.		
Lv St. Louis (C.T.) (Union Station)..... Wab.			Ar Denver.....		
Lv Kansas City..... U.P.			Ar Kansas City.....		
Lv Denver.....			Ar St. Louis (C.T.) (Union Station)..... Wab.		
Ar Ogden (M.T.).....			Lv Ogden (M.T.)..... U.P.		
Lv Salt Lake City..... U.P.	▲ 2 00	Mo	Lv Green River.....	9 35	Mo
Ar Ogden (M.T.).....	▲ 2 55	Mo	Lv Laramie.....	1 00	Mo
Lv Ogden (M.T.)..... S.P.	6 05	Mo	Lv Cheyenne.....	4 55	Mo
Lv Reno (P.T.).....	9 25	Tu	Lv North Platte (C.T.).....	6 20	Mo
Lv Truckee.....	2 56	Tu	Lv Grand Island.....	10 40	Mo
Ar Sacramento.....	6 45	Tu	Ar Omaha.....	12 35	Tu
Ar Berkeley.....	8 31	Tu	Ar Chicago (C.T.) (Union Station).....	2 45	Tu
Ar OAKLAND (16th St.)⊕.....	8 45	Tu	Lv Omaha..... CMSI&P.	3 00	Tu
Ar SAN FRANCISCO (3rd St.)⊕(P.T.).....	9 25	Tu	Lv Savanna.....	8 47	Tu
			Ar CHICAGO (C.T.) (Union Station).....	11 15	Tu

CONNECTING SERVICE

Lv Chicago..... C.B.&Q.	10 30	Su	Lv Ogden (M.T.)..... U.P.	8 45	Mo
Ar Omaha.....	8 20	Su	Ar Omaha (C.T.).....	7 00	Tu
Lv Omaha..... U.P.	10 15	Su	Lv Omaha..... C.B.&Q.	11 45	Tu
Ar Ogden (M.T.).....	7 30	Mo	Ar Chicago.....	9 15	Tu

TRAINS 101-102 STREAMLINER CITY OF SAN FRANCISCO

Lounge Car: Chicago-San Francisco. (For Pullman passengers.) (Shower bath and valet service.)

Sleeping Cars: Chicago-San Francisco. (Sections, Roomettes, Bedrooms, Compartments Drawing Rooms.)

Chair Cars: Chicago-San Francisco. Reclining leg rest seats. Reserve seats in advance. Special service charge applicable. Pillow service available at nominal charge.

Lounge Car: Chicago-San Francisco. (For Chair Car passengers.)

Dining Car: Chicago-San Francisco.

Baggage: Checked service Reno and West, to or from Ogden and East.

TRAINS 27-28 STREAMLINER SAN FRANCISCO OVERLAND

Dome Observation Lounge Car: Kansas City-Ogden. (For Pullman car passengers.)

Club Lounge Car: St. Louis-Ogden. (For Chair car passengers.)

Dome Lounge Car: Ogden-San Francisco. (For Pullman and Chair car passengers.)

Sleeping Cars: St. Louis-San Francisco. Westbound on Wabash-U. P. No. 9 to Ogden, Eastbound on U. P.-Wabash No. 10 to St. Louis. (Sections, Roomettes, Bedrooms.) Salt Lake City-San Francisco. (Sections, Roomettes, Bedrooms.)

Chair Cars: St. Louis-San Francisco. Westbound on Wabash-U. P. No. 9 to Ogden. Eastbound on U. P.-Wabash No. 10 to St. Louis.

Sparks-San Francisco.

Reserve seats in advance. Special service charge applicable. Pillow service available at nominal charge.

Dining Car: St. Louis-Ogden.

Coffee Shop Car: Ogden-San Francisco.

Baggage: Checked service Sacramento and west, to or from Ogden and east.

All P.M. time in dark faced figures.

E.T.—Eastern Standard Time. C.T.—Central Standard Time.

M.T.—Mountain Standard Time. P.T.—Pacific Standard Time.

⊕—Bus service between San Francisco 3rd Street Station and Oakland 16th St. Terminal via the Bay Bridge.

▲—Bus leaves and arrives Ogden, Union Station. Union Pacific Interstate tickets honored.

▲—Stops on flag to entrain pay passengers for Stockton or beyond and Berkeley or beyond; also detrain from Ogden or beyond.

←—C.B.&Q. No. 19.

▲—Stops on flag to entrain pay passengers for Ogden or beyond; also detrain from Berkeley or beyond and Stockton or beyond.

←—C.B.&Q. No. 6.

STOPPING AT CHICAGO? Passengers holding through tickets and wishing to visit in Chicago and having three hours or more between trains, may on arrival in Chicago, deliver their hand baggage to Railroad Transfer, Inc., Agent or Stewardess and secure claim check for it. The hand baggage will be transferred to parcel room of the station from which departure will be made and should be claimed on presentation of claim check. Charge for this service is the usual parcel checking fee plus a charge of 25 cents per piece.

OVERLAND ROUTE

CHICAGO - OGDEN - RENO - SACRAMENTO - OAKLAND - SAN FRANCISCO
 ST. LOUIS - KANSAS CITY - DENVER - SALT LAKE CITY - SAN FRANCISCO

Table 45 WESTBOUND		City of San Francisco No. 101 Daily	San Francisco Overland No. 27 Daily	Mail No. 21 # Daily
Lv CHICAGO (C.T.)...CMSIP&P	0	5 55		
Ar Ogdén (M.T.)...U.P.	1478	5 30		
Lv St. Louis (C.T.)...Wab.	0		4 05	
Lv Kansas City...U.P.	278		9 25	
Lv Denver..."	918		8 30	
Ar Ogdén (M.T.)..."	1507		8 25	
Lv Salt Lake City...U.P.	0	8 25	7 30	
Ar Ogdén (M.T.)..."	36	9 10	8 20	
Lv Salt Lake City...NWGL	0	▲ 2 00		
Ar Ogdén (M.T.)..."	36	▲ 2 55		
Lv OGDEN, UTAH (M.T.)...S.P.	0	6 05	9 35	8 00
Set watch back one hour				
Lv Promontory Point (P.T.)	24			h, i 9 06
Lv Lucin, Utah	103			
Lv Tecoma, Nevada	115			
Lv Montello	121			9 32
Lv Cobre	138			
Lv Wells	176	a	12 15	10 58
Lv Alazon	180			
Lv Elko (i)	227	8 59	1 05	12 01
Lv Carlin (i)	249	9 28	1 40	12 40
Lv Palisade	257			i 14
Lv Beowawe	275			i 147
Lv Battle Mountain (au)	307	a	2 40	
Lv Iron Point	335			
Lv Weso	362			
Lv Winnemucca	365	b 11 07	a 3 33	2 51
Lv Mill City	394			
Lv Imlay	399		4 09	3 28
Lv Lovelock	439	b 12 09	a 4 47	4 11
Lv Hazen	495		b 5 43	5 03
Lv Fernley	507			
Lv Sparks	538		2 05	7 15
Lv RENO	540			6 37
Lv Verdi, Nevada	551			
Lv Floriston, Cal.	551			
Lv Truckee (To Lake Tahoe)	575	c, d 2 56	e 8 10	f 7 41
Lv Norden (Sugar Bowl)	591		e 8 46	f 8 15
Lv Soda Springs	592			
Lv Cisco	603			
Lv Emigrant Gap	611			
Lv Blue Canon	616			
Lv Towle	625			
Lv Dutch Flat	628			
Lv Gold Run	630			
Lv Colfax	640	e 5 07	e, k 10 26	10 05
Lv New England Mills	645			
Lv West Applegate	648			
Lv Clipper Gap	651			
Lv Bowman	654			
Lv Auburn (R. R. St.)	658		f 11 03	
Lv Newcastle	663			
Lv Penryn	666			
Lv Loomis	668			
Lv Roseville	676		11 43	11 28
Ar SACRAMENTO	693	6 45	12 20	12 05
Lv Sacramento	0	7 45	7 45	7 45
Lv Stockton	48	8 50	8 55	8 50
Lv Fresno	170	11 59	12 01	11 59
Lv Bakersfield	278	2 10	2 20	2 10
Ar Los Angeles	447	7 15	7 30	7 15
Lv SACRAMENTO	693	6 55	12 30	12 40
Lv Davis	707			f 12 55
Lv Dixon	715			
Lv Suisun-Fairfield	733	7 34	1 15	1 21
Lv Martinez	751		1 36	1 40
Lv Crockett (To Vallejo)	756		1 50	1 53
Lv Richmond	770		2 15	2 15
Lv Berkeley	776		2 25	2 45
Ar OAKLAND (16th St.)	780	8 31	2 40	3 00
Ar SAN FRANCISCO (3rd St.)	785	8 45	2 40	3 00
		9 25	3 15	3 30

All P.M. time in dark faced figures.
 ⊕—Bus service between San Francisco 3rd Street Station, and Oakland 16th St. Terminal via the Bay Bridge.
 P.M.—Pacific Standard Time.
 M.T.—Mountain Standard Time.
 C.T.—Central Standard Time.
 #—Trains 21-22: Chair Car only. No meal service.
 — To or from Weimar.
 ▲—Bus leaves and departs Ogdén Union Station. Union Pacific Interstate tickets honored.
 — Stops on flag to entrain pay passengers for Reno or beyond; also detrain from Ogdén or beyond.
 b—Stops on flag to entrain pay passengers for Sacramento or beyond; also detrain from Ogdén or beyond.
 c—Stops on flag to detrain pay passengers from Ogdén or beyond.
 d—Stops on flag to entrain pay passengers for Berkeley or beyond, also for Stockton or beyond.
 e—Stops on flag to entrain pay passengers for Berkeley or beyond.
 f—Flag stop to entrain or detrain passengers.
 g—Stops on flag to detrain pay passengers from Reno or beyond.
 h—Stops daily except Sunday and holidays.
 i—Stops on flag to entrain pay passengers for regular stops; also detrain from Ogdén or beyond.
 j—Stops on flag to entrain pay passengers for Ogdén or beyond.
 k—Stops on flag to detrain pay passengers from Berkeley or beyond, also from Stockton or beyond.
 m—Stops on flag to entrain pay passengers for Ogdén or beyond; also detrain from Sacramento or beyond.
 n—Stops on flag to detrain pay passengers from Berkeley or beyond.
 o—Stops on flag to entrain pay passengers for Reno or beyond.
 p—Stops on flag to entrain pay passengers for Ogdén or beyond; also detrain from Reno or beyond.
 a—Between Battle Mountain and North Battle Mountain motor vehicles provided by S. P. for connection with Trains 22 and 28.
 †—S. P. Station. — W. P. Station.

Table 46 EASTBOUND		City of San Francisco No. 102 Daily	San Francisco Overland No. 28 Daily	Mail No. 22 # Daily
Lv SAN FRANCISCO (3rd St.)	⊕	0	3 40	11 00
Lv OAKLAND (16th St.)	⊕	6	4 15	11 40
Lv Berkeley		9	4 25	11 49
Lv Richmond		15		11 59
Lv Crockett (To Vallejo)		29		12 21
Lv Martinez		35		12 34
Lv Suisun-Fairfield		52	5 21	1 00
Lv Dixon		70		
Lv Davis		79		1 30
Ar SACRAMENTO		92	6 10	1 50
Lv Los Angeles		0	6 30	7 35
Lv Bakersfield		169	11 35	1 15
Lv Fresno		277	1 45	4 10
Lv Stockton		399	4 35	6 55
Ar Sacramento		447	5 45	8 10
Lv SACRAMENTO		92	6 20	2 00
Lv Roseville		110		2 33
Lv Newcastle		123		
Lv Auburn (Nev. St.)		127		f 2 56
Lv Bowman		132		
Lv Clipper Gap		134		
Lv East Applegate		137		
Lv New England Mills (m)		141		
Lv Colfax		145		
Lv Gold Run		155		
Lv Dutch Flat		157		
Lv Towle		160		
Lv Blue Canon		170		
Lv Emigrant Gap		174		
Lv Cisco		182		
Lv Soda Springs		193		
Lv Norden (Sugar Bowl)		194		
Lv Truckee (To Lake Tahoe)		209		
Lv Floriston, Cal.		223		
Lv Verdi, Nevada		233		
Lv RENO		244		
Lv Sparks		246		
Lv Fernley		277		
Lv Hazen		289		
Lv Lovelock		345		
Lv Imlay		385		
Lv Mill City		389		
Lv Winnemucca		418		
Lv Weso		421		
Lv Red House		447		
Lv North Battle Mountain (au)		475		
Lv Beowawe		504		
Lv Palisade		521		
Lv Carlin (a)		530	3 35	12 21
Lv Elko (a)		551	3 58	12 44
Lv Alazon		599		
Lv Wells		603		
Lv Cobre		640		p 1 37
Lv Montello		657		
Lv Tecoma, Nevada		664		
Lv Lucin, Utah		675		
Lv Promontory Point (P.T.)		754		
Ar OGDEN (M.T.)	S.P.	778	9 10	6 10
Lv OGDEN (M.T.)	U.P.	0		6 40
Ar Salt Lake City		36		7 30
Lv OGDEN (M.T.)	NWGL	0	▲ 11 59	9 55
Ar Salt Lake City		36	▲ 12 55	
Lv OGDEN (M.T.)	U.P.	0		6 45
Ar Denver		589		5 40
Ar Kansas City		1229		6 50
Ar St. Louis (C.T.)	Wab.	1507		12 13
Lv OGDEN, UTAH (M.T.)	U.P.	778	9 35	
Ar CHICAGO (C.T.)	CMSIP&P	2256	11 15	

TRAIN NUMBERS: 101, 27, 21, 102, 28, 22

CONNECTIONS AT CHICAGO AND ST. LOUIS

Table 47

NEW YORK CENTRAL SYSTEM

(A) CHICAGO, BUFFALO, ALBANY, NEW YORK, BOSTON												(B) ST. LOUIS, CLEVELAND, NEW YORK							
90	2	26	68	28	8	6	La Salle St. Station			39	15-27	67	25	17	59	312-16		15-341	
*10 45	*5 00	*4 30	*4 30	*2 40	*1 00	*12 35	Lv Chicago (C.T.)	Ar	8 15	8 40	9 00	9 00	12 45	4 30					
6 15	11 49					8 05	Ar Cleveland	Lv						11 40					
11 05	3 50			12 30	12 05	11 59	Ar Buffalo	Lv	10 30	1 03			3 10	8 02					
4 52	9 45			5 20	5 08	4 53	Ar Albany	Lv	3 35	5 55	8 40	8 40	9 30	2 25					
8 15	1 00	9 30	9 30		8 15	7 55	Ar New York (E.T.)	Lv	12 00	3 00	*6 00	*6 00	*6 15	*11 15					
9 50				10 30			Ar Boston (E.T.)	Lv	*10 30	*2 30									
												(C) CHICAGO-CINCINNATI-WASHINGTON-NORFOLK				(D) CHICAGO-DETROIT			
304	302	Central Station					303	305	368-20		356	8	44-22	La Salle St. Station		15-39	17	355	21-357
*4 00	*9 45	Lv Chicago (C.T.)	Ar	1 25	9 30	*7 50	*4 00	*1 00	*9 00	Lv Chicago (C.T.)	Ar	8 15	12 45	4 15	9 30				
7 30	1 40	Ar Indianapolis	Lv	9 40	5 55	11 35	7 31	4 27	12 55	Ar Kalamazoo (E.T.)	Lv	6 25	11 01	2 37	7 52				
10 55	6 30	Ar Cincinnati (E.T.)	Lv	8 30	4 30	12 02	7 57	4 52	1 22	Ar Battle Creek	Lv	5 52	10 35	2 10	7 24				
4 48	7 55	Ar Washington (C. & O.)	Lv	6 25	10 30	2 30	10 10	7 05	2 25	Ar Jackson	Lv	5 05	9 41	1 25	6 40				
4 01	8 00	Ar Richmond (C. & O.)	Lv	5 00	10 20	8 15			4 05	Ar Detroit	Lv	3 40	*8 15	12 05	6 15				
6 20	10 55	Ar Norfolk (E.T.) (C. & O.)	Lv	*2 05	*7 00	5 45			10 25	Ar Toronto (C.P.)	Lv	10 00			8 00				
									7 30	Ar Montreal (C.P.) (C.N.)	Lv	*3 30			*10 15				

PENNSYLVANIA RAILROAD

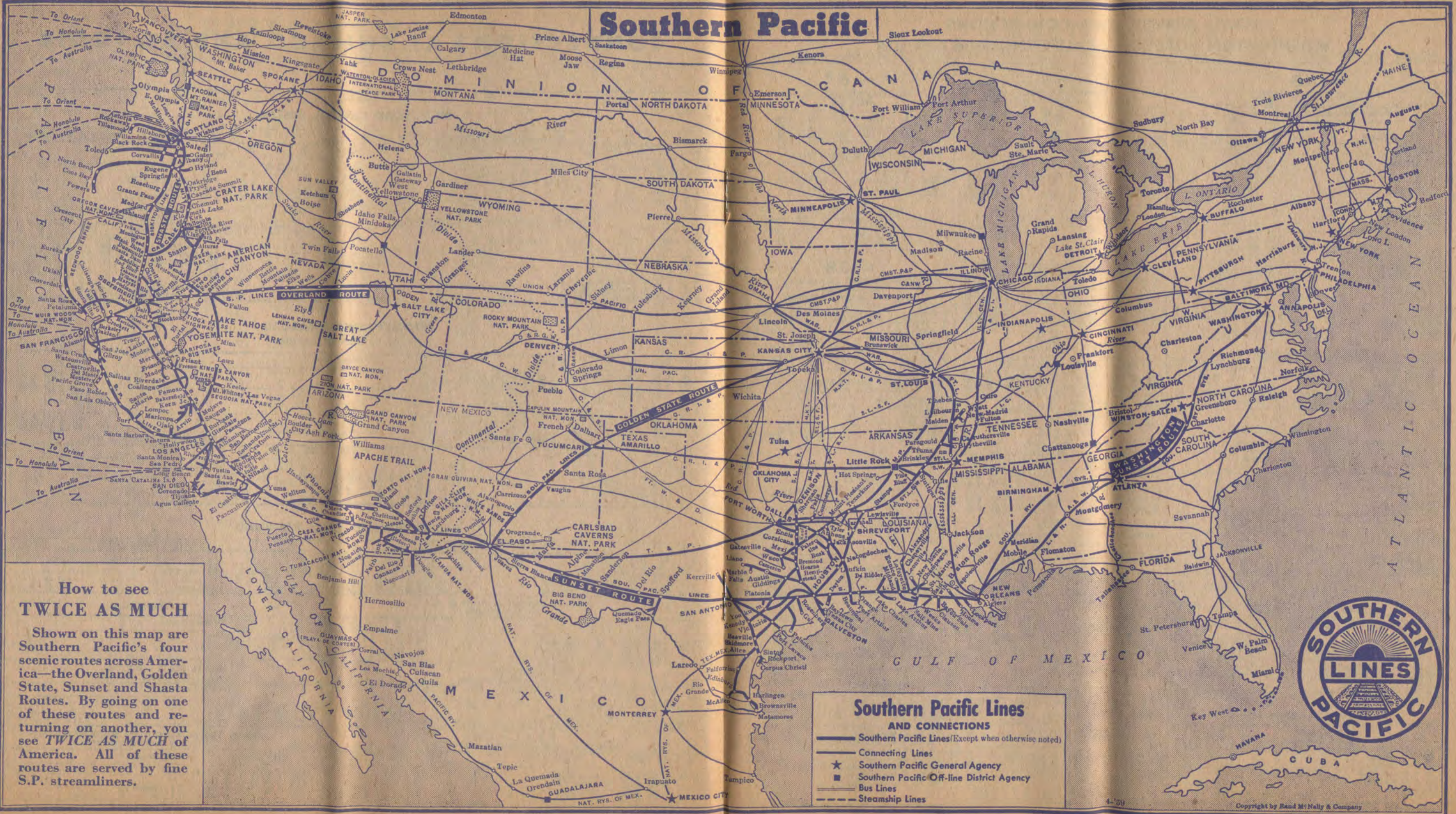
CHICAGO, WASHINGTON, NEW YORK

(E) CHICAGO, WASHINGTON, NEW YORK										(F) CHICAGO-CINCINNATI-NORFOLK					(G) ST. LOUIS, WASHINGTON, NEW YORK				
Union Station										Union Station					Dearborn Station				
54	50	28	48	22	52	Ex. Mon.	Lv Chicago (C.T.) <th>23</th> <th>49</th> <th>29</th> <th>65</th> <th>53</th>			23	49	29	65	53					
*11 15	*6 45	*5 00	*3 15	*11 30	5 00		Lv Chicago (C.T.)	Ar	7 20	8 45	9 00	3 15	9 10						
8 55	5 00	1 34	12 16	9 35	5 30		Ar Pittsburgh	Lv	11 30	1 21	1 58	7 25	*11 30						
2 28	10 39	6 19	5 10	3 15			Ar Harrisburg	Lv	6 15	8 35	9 04	1 50							
6 00			8 05				Ar Baltimore	Lv		6 00									
6 15			8 55				Ar Washington	Lv		5 00									
4 30	12 40	8 03	5 30				Ar Philadelphia (North)	Lv	*3 07	6 32	7 21	11 32							
6 05	2 50	9 30	8 55	7 30			Ar New York (E.T.)	Lv	*1 35	*6 05	*6 00	*10 00							
										(H) CHICAGO—WASHINGTON					(I) ST. LOUIS—WASHINGTON				
Union Station										Grand Central Station					LaSalle Street Station				
74	70	Lv Chicago (C.T.) <th>71</th> <th>76</th> <th>32</th> <th>30</th> <th>4</th> <th colspan="3">Lv St. Louis (C.T.) <th>31</th> <th>3</th> </th>			71	76	32	30	4	Lv St. Louis (C.T.) <th>31</th> <th>3</th>			31	3					
*10 30	*11 10	Ar	2 30	7 00	*7 35	*12 50	*10 15		Ar	12 20	3 40								
12 55	1 55	Ar Logansport	Lv	11 53	3 55	11 35	4 38	2 28	Ar Indianapolis	Lv	7 55	11 20							
4 00	4 18	Ar Richmond	Lv	9 25	12 50	8 55	1 07	11 16	Ar Pittsburgh	Lv	1 26	4 40							
7 30	7 25	Ar Cincinnati	Lv	8 25	11 15	6 16		8 55	Ar Washington	Lv		7 00							
12 04	6 15	Ar Norfolk (E.T.) N. & W.	Lv	*1 20	*7 00	6 05	9 15	8 15	Ar New York (E.T.)	Lv	*4 40	*7 50							

BALTIMORE AND OHIO RAILROAD

(J) GULF MOBILE & OHIO R. R. CHICAGO-ST. LOUIS										(K) MONON R. R.									
Union Station										Dearborn Station									
7	5	3	1	Lv Chicago (C.T.) <th>2</th> <th>4</th> <th>6</th> <th>8</th> <th>5</th> <th colspan="3">Lv Chicago (C.T.) </th>			2	4	6	8	5	Lv Chicago (C.T.)							
*11 25	*8 00	*4 50	*11 15	Ar	2 08	9 50	4 40	7 00	*10 05	Lv Chicago (C.T.)	Ar	7 35	3 40						
3 50	12 30	7 56	2 33	Ar Springfield	Lv	10 48	6 27	11 52	6 20	Ar Louisville (C.T.)	Lv	11 59	9 15						
7 08	3 15	10 00	4 43	Ar St. Louis (C.T.)	Lv	*8 58	*4 30	*9 50	*11 45				*8 45						
										(L) ERIE RAILROAD CHICAGO, YOUNGSTOWN, NEW YORK					(M) NICKEL PLATE—D.L.&W. CHICAGO, CLEVELAND, NEW YORK				
Dearborn Station										LaSalle Street Station									
8	2	6	Lv Chicago (C.T.) <th>1</th> <th>5</th> <th>7</th> <th>6</th> <th>8</th> <th colspan="3">Lv Chicago (C.T.) </th>			1	5	7	6	8	Lv Chicago (C.T.)								
*9 45	*6 10	*9 30	Ar	8 15	4 40	1 30	*11 30	*11 20	Ar	7 35	3 40								
7 45	4 44	6 06	Ar Youngstown	Lv	11 35	10 00	4 14	8 10	Ar Cleveland	Lv	11 59	9 15							
10 42	7 30	8 05	Ar New York (E.T.)	Lv	*8 50	*7 25	*11 20	5 27	Ar New York DL&W (E.T.)	Lv	*10 15	*7 45							
										(N) C. & E. I.—L. & N. CHICAGO, ST. LOUIS, EVANSVILLE, NASHVILLE					(O) GRAND TRUNK—CANADIAN NATIONAL RYS. CHICAGO, TORONTO, MONTREAL				
Dearborn Station										Dearborn Station									
95	93-5	93-81	Lv Chicago (C&E.I.) <th>54</th> <th>94</th> <th>92</th> <th>6</th> <th>14</th> <th>20-16</th> <th colspan="3">Lv Chicago (C.T.) </th>			54	94	92	6	14	20-16	Lv Chicago (C.T.)							
*10 45	*3 45	*3 45	Ar	9 45	4 25	7 50	*10 50	*8 10	*10 00	Ar	6 30	7 25	7 45						
	4 32	4 32	Ar St. Louis (L&N.)	Ar	8 05	8 05	3 25	8 55	10 05	Ar Toronto (E.T.)	Lv	6 00	10 00						
5 50	10 20	9 55	Ar Evansville (L&N.)	Ar	3 00	7 50	11 55	6 45	7 30	Ar Montreal (E.T.) (Central Sta.)	Lv	*9 15	*11 00						
10 10	1 40	1 10	Ar Nashville (C.T.) (L&N.)	Lv	*11 30	*3 50	*8 00	10 30		Ar Montreal (E.T.) (Windsor Sta.)	Lv		*3 30						

Southern Pacific



How to see TWICE AS MUCH

Shown on this map are Southern Pacific's four scenic routes across America—the Overland, Golden State, Sunset and Shasta Routes. By going on one of these routes and returning on another, you see *TWICE AS MUCH* of America. All of these routes are served by fine S.P. streamliners.

**Southern Pacific Lines
AND CONNECTIONS**

- Southern Pacific Lines (Except when otherwise noted)
- Connecting Lines
- Southern Pacific General Agency
- Southern Pacific Off-line District Agency
- Bus Lines
- Steamship Lines



SHASTA ROUTE

SEATTLE - TACOMA - SPOKANE - PORTLAND - SACRAMENTO - OAKLAND - SAN FRANCISCO - FRESNO - BAKERSFIELD - LOS ANGELES

Table 60 SOUTHBOUND			Shasta Daylight (Streamlined) No. 9 See Note A Example		Cascade (Streamlined) No. 11 Daily Example		Table 61 NORTHBOUND			Shasta Daylight (Streamlined) No. 10 See Note A Example		Cascade (Streamlined) No. 12 Daily Example	
Lv Seattle (Union Sta.)	U.P.	5 00	Su				Lv SAN FRANCISCO (3rd St.)⊕	S.P.	7 20	Su	3 55	Su	
Lv Seattle (King St.)	N.P.			12 30	Su		Lv OAKLAND (16th St.)⊕	"	8 00	Su	4 35	Su	
Lv Tacoma	U.P.-N.P.	6 02	Su	1 26	Su		Lv Berkeley	"	8 09	Su	4 45	Su	
Ar Portland	U.P.-N.P.	9 15	Su	4 30	Su		Lv Martinez	"	8 45	Su	5 35	Su	
							Ar Davis	"	9 35	Su	6 25	Su	
Lv PORTLAND	S.P.	7 45	Mo	4 45	Su		Lv Sacramento (S.P. Depot)	"	▲9 00	Su	▲5 50	Su	
Lv Salem	"	8 57	Mo	5 57	Su		Ar Davis (S.P. Depot)	"	▲9 25	Su	▲6 15	Su	
Lv Albany	"	9 28	Mo	6 28	Su								
Lv Eugene	"	10 14	Mo	7 14	Su		Lv Davis	S.P.	9 40	Su	6 30	Su	
Lv Klamath Falls	"	2 35	Mo	11 40	Su		Lv Redding	"	12 14	Su	9 15	Su	
Lv Dunsmuir	"	5 06	Mo	2 30	Mo		Lv Dunsmuir	"	1 50	Su	10 57	Su	
Lv Redding	"	6 35	Mo	4 10	Mo		Lv Klamath Falls	"	4 40	Su	1 35	Mo	
Ar Davis	"	9 08	Mo	6 40	Mo		Lv Eugene	"	9 04	Su	5 55	Mo	
							Ar Albany	"	9 43	Su	6 34	Mo	
Lv Davis (S.P. Depot)	"	▲9 15	Mo	▲6 50	Mo		Ar Salem	"	10 11	Su	7 02	Mo	
Ar Sacramento (S.P. Depot)	"	▲9 40	Mo	▲7 15	Mo		Ar PORTLAND	"	11 25	Su	8 15	Mo	
Lv Davis	S.P.	9 11	Mo	6 45	Mo		Lv Portland	G.N.U.P.	11 45	Su	9 00	Mo	
Ar Martinez	"	9 57	Mo	7 35	Mo		Ar Tacoma	G.N.U.P.	4 15	Mo	12 01	Mo	
Ar Berkeley	"	10 33	Mo	8 12	Mo		Ar Seattle (King St.)	G.N.	6 00				
Ar OAKLAND (16th St.)⊕	"	10 40	Mo	8 20	Mo		Ar Seattle (Union Sta.)	U.P.			1 00	Mo	
Ar SAN FRANCISCO (3rd St.)⊕	"	11 20	Mo	9 00	Mo								

CONNECTING SERVICE

				Train No. 57				Train No. 51				
Lv Vancouver, B. C.	G.N.	6 30	Su	8 00	Su							
Ar Seattle	"	10 25	Su	12 10	Su							
Lv Spokane	U.P.	7 30	Su	7 30	Sa		Lv Los Angeles	S.P.	6 15	Sa	6 30	Su
Ar Portland	"	5 30	Mo	5 30	Su		Lv Bakersfield	"	11 35	Sa	11 35	Su
							Lv Fresno	"	2 15	Su	1 45	Su
Lv Spokane	(N.P.) S.P.&S.	10 38	Su				Ar Martinez	"	b	Su	5 00	Su
Lv Spokane	(G.N.) S.P.&S.	11 59	Su									
Ar Portland	S.P.&S.	7 00	Mo				Lv Dunsmuir	"	▲2 ⁰⁵	Su	▲2 ⁵²	Mo
Lv Grants Pass	"	▲11 ⁵⁵	Mo				Lv Ashland	"	▲5 ⁰⁸	Su	▲5 ²⁹	Mo
Lv Medford	"	▲12 ⁵³	Mo				Lv Medford	"	▲5 ⁴⁶	Su	▲6 ³⁰	Mo
Lv Ashland	"	▲1 ¹⁸	Mo				Ar Grants Pass	"	▲6 ³⁵	Su	▲7 ¹⁸	Mo
Ar Dunsmuir	"	▲4 ²⁵	Mo									
							Lv Portland	(N.P.) S.P.&S.			3 00	Mo
							Ar Spokane	(G.N.) S.P.&S.			10 35	Mo
							Ar Spokane	(G.N.) S.P.&S.			10 05	Mo
Lv Martinez	S.P.	10 35	Mo	8 23	Mo		Lv Seattle	G.N.	7 40	Mo	2 00	Mo
Lv Fresno	"	2 40	Tu	11 59	Mo		Ar Vancouver, B. C.	"	11 45	Mo	5 40	Mo
Lv Bakersfield	"	5 07	Tu	2 10	Mo							
Ar Los Angeles	"	10 40	Tu	7 15	Mo							

TRAINS 9-10 STREAMLINER SHASTA DAYLIGHT
Parlor-Observation Car: Portland-San Francisco. Railroad owned.

Chair Cars: Portland-San Francisco. Reserve seats in advance. Special service charge. See Note B. Porter Service. Radio.

Dome-Lounge Car: Portland-San Francisco.
Coffee Shop Car: Portland-San Francisco.

TRAINS 11-12 STREAMLINER CASCADE
Full Lounge Car: Portland-San Francisco.

Sleeping Cars: Seattle-San Francisco. (On N.P. No. 408 to Portland and U.P. No. 457 to Seattle. (Roomettes, Bedrooms, Compartments, Drawing Rooms.)
Portland-San Francisco. (Roomettes, Bedrooms.)

Chair Cars: Portland-San Francisco. (Reclining Seats. Reserve in advance.) Special service charge. See Note B. Pillow service available at nominal charge.

Dining Car: Portland-San Francisco.

News Agent Service.

NOTE A - DAILY AND TRI-WEEKLY SCHEDULES OF THE "SHASTA DAYLIGHT"

*Tri-Weekly: September 15, 1959 through December 14, 1959.

Daily: December 15, 1959 through January 14, 1960.

*Tri-Weekly: January 15, 1960 through May 28, 1960.

Daily: May 29, 1960 through September 14, 1960.

*During periods of tri-weekly service, trains will operate Northbound from San Francisco on Sundays, Wednesdays and Fridays.
Southbound from Portland on Mondays, Thursdays and Saturdays.

NOTE B—Service Charge of \$1.00 (plus Federal Tax) is made for each chair car seat occupied by adult, or child of any age, between San Francisco or Oakland and Portland; proportionate charges to and from intermediate points.

All P.M. time in dark faced figures.

⊕—Bus service between San Francisco 3rd Street Station, and Oakland 16th St. Terminal via the Bay Bridge.

▲—Western Greyhound Lines Bus. (Rail tickets honored.)

■—S.P. Depot. *—W.G.L. Depot.

b—Train 57 arrives Oakland 16th Street at 6:40 A.M. connecting with Train 10.

c—Returning bus leaves Davis 9:35 AM arriving Sacramento 10:05 AM for passengers off No. 10.

SHASTA ROUTE

PORTLAND - SACRAMENTO - SAN FRANCISCO - LOS ANGELES

Table 62 SOUTHBOUND					Table 63 NORTHBOUND					CONNECTING SERVICE								
Elev	Mis.	Shasta Daylight No. 9 See Note A	Cascade No. 11 Daily	Passenger No. 19# Daily	Elev	Mis.	Shasta Daylight No. 10 See Note A	Cascade No. 12 Daily	Passenger No. 20# Daily	READ DOWN			READ UP					
										Table 64			Table 65					
										No. 50	No. 54-52	Mis.	Elev	No. 51-53	No. 53			
30	0	7 45	4 45	10 15	8	0	7 20	3 55	8 10	7 45	7 45	0	Lv SACRAMENTO	Ar	42	5 45	8 10	
110	11			10 50	9	0	8 00	4 35	8 45	8 55	8 50	48	Lv Stockton	Ar	19	4 35	6 55	
74	16			11 05	16	15	8 09	4 45	8 57	10 28	10 50	115	Lv Merced	Ar	167	2 44	5 15	
151	24			11 22	38	38		4 45	9 10	12 01	11 59	170	Lv Fresno	Ar	287	1 35	3 50	
182	36				10	29		5 15	9 32	2 20	2 10	278	Lv Bakersfield	Ar	417	11 25	1 00	
163	48				7	35	8 45	5 35	9 45	7 10	6 55	442	Lv Glendale	Ar	432	6 50	7 55	
163	48				11	70		6 55	10 11	7 30	7 15	447	Ar LOS ANGELES	Lv	297	6 30	7 35	
163	48				42	51				MARTINEZ - LOS ANGELES								
282	97				42	51	9 00	5 50	8 35	No. 58	No. 52	Mis.	Table 65			Elev	No. 51	No. 57
326	110				51	51	9 25	6 15	9 00	10 35	8 23	0	Lv MARTINEZ	Ar	7	5 00	5 30	
426	124	10 09	7 09	1 35	51	51				2 40	11 59	170	Lv Fresno	Ar	287	1 35	1 55	
426	124	10 14	7 14	2 00	51	51				5 07	2 10	278	Lv Bakersfield	Ar	417	11 25	11 25	
457	128			2 08	51	51				10 40	7 15	447	Ar Los Angeles	Lv	297	6 30	6 15	
1108	165			3 01	51	51				REDDING - CHICO - MARYSVILLE - SACRAMENTO								
1206	167			4 50	51	51				Local bus service available. Consult Agent.								
2076	178			4 50	51	51				Local bus service available. Consult Agent.								
4885	211			4 50	51	51				Table 66								
4844	215			4 50	51	51				Local bus service available. Consult Agent.								
4779	219			4 50	51	51				Local bus service available. Consult Agent.								
4759	244			4 50	51	51				Local bus service available. Consult Agent.								
4188	291			4 50	51	51				Local bus service available. Consult Agent.								
4105	318	2 25	11 30	7 50	51	51				Local bus service available. Consult Agent.								
4105	318	2 35	11 40	7 50	51	51				Local bus service available. Consult Agent.								
4241	340			8 18	51	51				Local bus service available. Consult Agent.								
4261	351			8 32	51	51				Local bus service available. Consult Agent.								
4673	367			8 55	51	51				Local bus service available. Consult Agent.								
3898	402			10 15	51	51				Local bus service available. Consult Agent.								
3553	410			10 15	51	51				Local bus service available. Consult Agent.								
2553	422			11 00	51	51				Local bus service available. Consult Agent.								
2286	425	5 00	2 20	11 00	51	51				Local bus service available. Consult Agent.								
2286	425	5 05	2 30	11 05	51	51				Local bus service available. Consult Agent.								
1943	432			11 35	51	51				Local bus service available. Consult Agent.								
845	474			11 35	51	51				Local bus service available. Consult Agent.								
554	482	6 35	4 10	1 25	51	51				Local bus service available. Consult Agent.								
421	493			1 38	51	51				Local bus service available. Consult Agent.								
305	500			1 48	51	51				Local bus service available. Consult Agent.								
421	517			1 48	51	51				Local bus service available. Consult Agent.								
251	526	7 22	4 53	2 35	51	51				Local bus service available. Consult Agent.								
251	526	7 27	4 58	2 45	51	51				Local bus service available. Consult Agent.								
231	528			2 59	51	51				Local bus service available. Consult Agent.								
283	533			3 16	51	51				Local bus service available. Consult Agent.								
284	536			3 16	51	51				Local bus service available. Consult Agent.								
233	541			3 36	51	51				Local bus service available. Consult Agent.								
266	549			3 54	51	51				Local bus service available. Consult Agent.								
176	558			4 08	51	51				Local bus service available. Consult Agent.								
143	565			4 19	51	51				Local bus service available. Consult Agent.								
104	573			4 48	51	51				Local bus service available. Consult Agent.								
101	576			4 48	51	51				Local bus service available. Consult Agent.								
101	582			4 19	51	51				Local bus service available. Consult Agent.								
90	591			4 19	51	51				Local bus service available. Consult Agent.								
146	601			5 03	51	51				Local bus service available. Consult Agent.								
58	619			5 20	51	51				Local bus service available. Consult Agent.								
69	630			6 00	51	51				Local bus service available. Consult Agent.								
51	639	9 08	6 40	6 20	51	51				Local bus service available. Consult Agent.								
51	0	9 15	6 50	8 30	51	51				Local bus service available. Consult Agent.								
42	13	9 40	7 15	8 55	51	51				Local bus service available. Consult Agent.								
51	639	9 11	6 45	5 25	51	51				Local bus service available. Consult Agent.								
64	647			5 53	51	51				Local bus service available. Consult Agent.								
7	666			6 15	51	51				Local bus service available. Consult Agent.								
7	683	9 57	7 35	6 30	51	51				Local bus service available. Consult Agent.								
10	689			6 30	51	51				Local bus service available. Consult Agent.								
8	703			6 52	51	51				Local bus service available. Consult Agent.								
16	709	10 33	8 12	7 04	51	51				Local bus service available. Consult Agent.								
9	712	10 40	8 20	7 15	51	51				Local bus service available. Consult Agent.								
8	718	11 20	9 00	7 45	51	51				Local bus service available. Consult Agent.								
TRAIN NUMBERS					TRAIN NUMBERS					TRAIN NUMBERS								
9					11					19								
10					12					20								

All P.M. time in dark faced figures.
 ⊕ - Bus service between San Francisco 3rd Street Station and Oakland 16th St. Terminal via the Bay Bridge.
 ⊖ - Trains 19-20. Chair Car only. No meal service.
 ⊖ - Western Greyhound Bus. (S. P. Depot.) Bus connections to and from trains 9-10 operate on same days. See Note A.
 ⊖ - Western Greyhound Bus (W.G.L. Depot). (Rail tickets honored.)
 ⊖ - Stops on flag to detain pay passengers from Eugene or beyond.

⊖ - Stops on flag to entrain pay passengers for Eugene or beyond; also detain from Portland or beyond.
 ⊖ - Stops on flag daily except Sunday.
 ⊖ - Stops on flag Monday, Wednesday and Thursday.
 ⊖ - Stops on flag to entrain pay passengers for points west of Davis.
 ⊖ - Flag stop to entrain or detrain passengers.
 ⊖ - Train 57 arrives Oakland 16th St. at 6:40 A.M., connecting with Train 10.

⊖ - Stops on flag to entrain pay passengers for Eugene or beyond.
 ⊖ - Stops on flag to entrain pay passengers for Eugene or beyond; also detrain from Crescent Lake or beyond. Stops on flag on Sundays.
 ⊖ - Stops on flag to entrain pay passengers for Portland or beyond; also detrain from Eugene or beyond.
 ⊖ - Returning bus leaves Davis 9:35 AM arriving Sacramento 10:05 AM for passengers off No. 10.

S.P. rail tickets will be honored on Western Greyhound buses taking passengers from trains at Dunsmuir for Siskiyou Line points

NOTE A - DAILY AND TRI-WEEKLY SCHEDULES OF THE "SHASTA DAYLIGHT"
 *Tri-Weekly: September 15, 1959 through December 14, 1959.
 Daily: December 15, 1959 through January 14, 1960.
 *Tri-Weekly: January 15, 1960 through May 28, 1960.
 Daily: May 29, 1960 through September 14, 1960.
 *During periods of tri-weekly service, trains will operate Northbound from San Francisco on Sundays, Wednesdays and Fridays. Southbound from Portland on Mondays, Thursdays and Saturdays.

COAST LINE

SAN FRANCISCO - SANTA BARBARA - LOS ANGELES

SOUTHBOUND READ DOWN			Table 68		NORTHBOUND READ UP		
78	76	98			99	75	77
6 25	9 00	8 15	Lv SAN FRANCISCO (3rd St.)	Ar	6 00	8 30	10 40
6 45	9 27	a	Lv Burlingame	Lv	a	7 59	10 18
7 04	9 50	a	Lv Palo Alto	Lv	a	7 39	9 59
7 30	10 11	9 a	Ar San Jose	Lv	5 05	7 13	9 40
	b 8 50	d 7 35	Lv OAKLAND (Jack London Sq.)	Ar	d 6 10	e 8 30	
	b 8 59	d 7 44	Lv Fruitvale	Lv	d 6 01	e 8 20	
	b 9 50	d 8 45	Ar San Jose	Lv	d 5 10	e 7 20	
7 35	10 23	9 18	Lv San Jose	Ar	4 53	6 55	9 34
8 36	11 30		Lv Watsonville Junction	Lv		5 48	8 36
f 9 06			Ar ORD (Fort Ord)	Lv			f 8 02
f 9 16			Ar Seaside	Lv			f 7 50
f 9 20			Ar Del Monte	Lv			f 7 47
9 25			Ar Monterey	Lv			7 45
9 36			Ar Pacific Grove	Lv			7 25
	11 59	10 38	Lv Salinas	Lv	3 34	5 19	
	3 18	1 28	Lv San Luis Obispo	Lv	12 51	2 15	
	5 55	3 46	Lv Santa Barbara	Lv	10 30	11 34	
	6 38		Lv Ventura	Lv		10 42	
	8 02	5 42	Lv Glendale	Lv	8 35	9 20	
	8 30	6 00	Ar LOS ANGELES	Lv	8 15	9 00	

TRAINS 98-99 STREAMLINER COAST AND OAKLAND DAYLIGHTS

Chair Cars: San Francisco-Los Angeles.
 Coffee Shop Car: San Francisco-Los Angeles. Tavern Car: San Francisco-Los Angeles.
 Parlor Car: San Francisco-Los Angeles. (With one drawing room.)
 Parlor Observation Car: San Francisco-Los Angeles. (Railroad owned.)
 Chair Car: San Francisco-Los Angeles. (On trains 110 and 151 between San Francisco and San Jose.)
 Chair Cars: Oakland, Jack London Square-Los Angeles. (On trains 250 and 255 between Oakland, Jack London Square, and San Jose.)
 Reserve seats in advance. Special service charge applicable in chair cars. See Note A. Porter service.
 Baggage: No checked service to or from intermediate points.

TRAINS 75-76 STREAMLINER LARK

Full Lounge Car: San Francisco-Los Angeles. (For Pullman passengers.)
 Sleeping Cars: San Francisco-Los Angeles. (Roomettes, Bedrooms, Compartments, Drawing Rooms.)
 Dining Car: San Francisco-Los Angeles. (Serves Dinner and Breakfast.) (For Pullman passengers.)
 Snack Lounge Car: San Francisco-Los Angeles. (For Chair Car passengers.)
 Chair Cars: San Francisco-Los Angeles. Reserve seats in advance. Special service charge applicable in chair cars. See Note A.
 Pillow service available at nominal charge.
 Baggage: No checked service to or from Paso Robles, San Luis Obispo or Guadalupe.

TRAINS 75-73-76-74 STREAMLINER OAKLAND LARK

Sleeping Cars: Oakland, Jack London Square-Los Angeles. (Roomettes, Bedrooms, Compartments, Drawing Rooms.)
 Buffet Lounge Sleeper: Oakland, Jack London Square-Los Angeles. (Evening buffet and breakfast service.)
 Coach: Oakland, Jack London Square-San Jose. Baggage: See Trains 75-76.

TRAINS 77-78 DEL MONTE

Parlor Snack Lounge Car. (Reserved seats.)
 Streamlined Chair Cars: News Agent Service.

All P.M. time in dark faced figures.

- ⊕-Bus service between San Francisco 3rd Street Station, and Oakland 16th St. Terminal via the Bay Bridge.
- a-Southbound, through chair car for Coast Daylight passengers operates on train No. 110 arriving Burlingame 7:35 A.M., Palo Alto 8:08 A.M., San Jose 8:40 A.M. Northbound, through chair car operates on train 151 leaving San Jose 5:15 P.M., Palo Alto 5:42 P.M., Burlingame 6:12 P.M.
- b-"Oakland Lark." Trains 74-76. Handles through Oakland-Los Angeles sleepers.
- c-Stops on flag to entrain pay passengers for Gilroy or beyond.
- d-Southbound, through chair car for Oakland Daylight passengers operates on train 250 to San Jose. Northbound, through chair car operates on train 255 to Oakland, Jack London Square.
- e-"Oakland Lark." Trains 75-73. Handles through Los Angeles-Oakland sleepers.
- f-Operates via Los Banos.
- h-Southbound through chair cars for San Joaquin Daylight passengers operate on train 54 to Lathrop. Northbound through chair cars operate on train 53 from Lathrop.
- j-Stops on flag daily except Sunday.

SAN JOAQUIN VALLEY LINE

SAN FRANCISCO - FRESNO - LOS ANGELES

SOUTHBOUND READ DOWN			Table 69		NORTHBOUND READ UP		
60	58	52			51	57	59
9 00	6 50	Lv SAN FRANCISCO (3rd St.)⊕	Ar	6 55	7 20		
9 35	7 30	Lv OAKLAND (16th St.)⊕	Ar	6 16	6 40		
9 44	7 37	Lv Berkeley	Lv	6 03	6 26		
9 54	7 46	Lv Richmond	Lv	5 50	6 13		
10 35	8 23	Lv Martinez	Lv	5 16	5 35		
11 35	9 12	Ar Tracy	Lv	4 12	4 40		
11 45	9 17	Lv Tracy	Ar	4 07	4 30		
7 45	h 7 45	Lv Sacramento	Ar	h 5 45			8 10
8 30	h 8 30	Lv Lodi	Lv	h 4 55			7 10
8 55	h 8 50	Lv Stockton	Lv	h 4 35			6 55
9 40	9 30	Lv Lathrop	Lv				6 03
10 28	10 09	Lv Modesto	Lv	3 28			5 15
11 08	10 50	Lv Merced	Lv	2 44			4 37
12 01	11 21	Lv Madera	Lv	2 10			4 10
12 59	11 59	Lv Fresno	Lv	1 45	2 15		2 48
2 20	3 42	Lv Tulare	Lv	12 43	12 59		1 15
7 10	2 10	Lv Bakersfield	Lv	11 35	11 35		7 56
7 30	10 20	Lv Glendale	Lv	6 50	6 36		7 35
	7 15	Ar LOS ANGELES	Lv	6 30	6 16		

TRAINS 51-53-52-54 STREAMLINER SAN JOAQUIN AND SACRAMENTO DAYLIGHTS

Dome Lounge Car: San Francisco-Los Angeles.
 Coffee Shop Car: San Francisco-Los Angeles.
 Chair Cars: San Francisco-Los Angeles. Sacramento-Los Angeles.
 Reserve seats in advance.
 Special service charge applicable in chair cars. See Note A.
 Passenger Agent. Porter service. Radio.

TRAINS 57-58 OWL

Sleeping Cars: San Francisco-Los Angeles. (Sections, Roomettes, Bedrooms.)
 Chair Cars: San Francisco-Los Angeles. Pillow service available at nominal charge.
 Hamburger Grill Lounge Car: San Francisco-Los Angeles. (No. 58—Dinner not served from San Francisco.)

TRAINS 59-60 WEST COAST

Snack Lounge Car: Sacramento-Los Angeles.
 Sleeping Cars: Sacramento-Los Angeles. (Sections, Roomettes, Bedrooms.)
 Chair Cars: Sacramento-Los Angeles. Pillow service available at nominal charge.

NOTE A—Service Charge of \$1.00 (plus Federal Tax) is made for each chair car seat occupied by adult, or child of any age, between San Francisco or Oakland and Los Angeles; proportionate charges to and from intermediate points.

Table 69-A YOSEMITE TRANSPORTATION SYSTEM

3 00	1 00	0	Lv Merced (Via El Portal) (S. P. Station)	Ar	10 35	2 25	
5 40	3 40	82	Ar Yosemite Valley	Lv	7 50	11 50	
Season—Daily June 10 to Sept. 4 (Via Mariposa Big Trees)							
	0	Lv Fresno			Ar		
	67	Ar Mariposa Big Trees	Horseshoe	Ar	Lv		
	103	Ar Yosemite Valley	Route	Lv	Lv		

Table 69-B SEQUOIA AND KINGS CANYON NATIONAL PARKS Season—Daily May 23 to October 3

2 10	Lv Tulare	(S.P. Station) Sequoia Bus	Ar	1 00
2 45	Lv Visalia	Sequoia Bus	Ar	12 30
5 00	Ar Giant Forest Lodge	Sequoia Bus	Ar	10 30

During off-season, Oct. 4 to May 22, "on call" transportation service by advance reservation from Tulare and Visalia to Giant Forest.

LOCAL SERVICE AND CONNECTIONS IN CALIFORNIA

SAN FRANCISCO - SACRAMENTO

58 Daily	22 Daily	20 Daily	248 Daily	28 Daily	10 Daily See Note A	224 Daily	52 Daily	Mls.	Table 77	21 Daily	57 Daily	247 Daily	27 Daily	223 Daily	51 Daily	19 Daily	9 Daily See Note A
9 00	8 10	8 10	5 00	11 00	7 20	7 20	6 50	0	Lv SAN FRANCISCO (3rd St.) ⊕ Ar	3 30	7 20	9 40	3 15	7 15	6 55	7 45	11 20
9 35	9 10	8 45	5 35	11 40	8 00	7 45	7 30	6	Lv OAKLAND (16th St.) ⊕ Ar	3 00	6 40	9 15	2 40	6 50	6 15	7 15	10 40
9 44	9 25	8 57	5 42	11 49	8 09	7 52	7 37	9	Lv Berkeley Ar	2 45	6 26	9 07	2 26	6 42	6 03	7 04	10 33
9 54	9 40	9 10		11 59		7 50	7 46	15	Lv Richmond Ar	2 15	6 13		2 15	6 33	6 20	6 52	
10 15	10 05	9 32	6 10	12 21		8 19	8 06	29	Ar Crockett (To Vallejo) Lv	1 53	5 52		1 50	6 14	6 28	6 30	
10 19								31	Lv Port Costa Lv		d 5 41						
10 26	10 20	9 45	6 20	12 34	8 45	8 29	8 15	35	Ar Martinez Lv	1 40	5 35	8 32	1 36	6 05	6 15	6 15	9 57
	10 44	10 11	6 40	1 00	9 35	8 50		52	Ar Suisun-Fairfield Lv	1 21		8 12	1 15	5 46			
		10 45	7 06	1 30		9 17		79	Ar Davis Lv	f 12 55		7 46		5 21		6 25	9 11
	11 30		7 25	1 50		9 35		92	Ar SACRAMENTO Lv	12 40		7 30	12 30	5 05			

NORTHWESTERN PACIFIC RAILROAD

Southbound Read Down		Northbound Read Up	
No. 3	No. 4	No. 3	No. 4
Su. We. Fr.	Mo. Th. Sa.	Su. We. Fr.	Mo. Th. Sa.
Table 78			
10 05	Lv EUREKA N.W.P.R.R. Ar	7 20	Lv Fernbridge Lv
10 31	Lv Fernbridge Lv	6 51	Lv Fortuna Lv
10 37	Lv Fortuna Lv	6 47	Lv Scotia Lv
11 00	Lv Scotia Lv	6 23	Lv South Fork Lv
11 36	Lv South Fork Lv	6 47	Lv Alderpoint Lv
12 40	Lv Alderpoint Lv	4 39	Lv Dos Rios Lv
2 27	Lv Dos Rios Lv	2 50	Ar WILLITS N.W.P.R.R. Lv
3 37	Ar WILLITS N.W.P.R.R. Lv	1 45	
3 47	Lv Willits W.G.L. Bus Ar	1 30	
4 27	Ar Ukiah Lv	12 45	
5 01	Ar Hopland Lv	11 53	
5 22	Ar Cloverdale Lv	11 32	
5 35	Ar Geyserville Lv	11 15	
6 20	Ar Santa Rosa Lv	10 30	
6 35	Lv Santa Rosa Ar	10 15	10 24
7 05	Ar Petaluma Lv	9 52	
7 37	Ar Novato Lv	9 34	
7 54	Ar Hamilton Field Lv	9 27	
8 01	Ar San Rafael Lv	9 15	
8 14	Ar SAN FRANCISCO W.G.L. Bus Lv	8 55	

TRAINS 3 AND 4 REDWOOD

Streamlined Air Conditioned Chair Car.

⊕—W.G.L. Bus arrives and departs from N.W.P.R.R. Station at Willits.

⊖—W.G.L. Bus Terminal, 7th and Mission Streets, San Francisco.

Rail tickets honored.

Table 79

VIA REDWOOD EMPIRE - BY RAIL AND MOTOR COACH - BETWEEN PORTLAND - GRANTS PASS - EUREKA - SAN FRANCISCO

Side trip is available on most through tickets over Southern Pacific's Shasta Route between Portland, Ore., and San Francisco for \$4.75 (Federal Tax Extra) additional fare. Trip may be made either southbound or northbound.

▲ 5 45	0	Lv Eureka	W.G.L. Bus Ar	▲ 9 11
6 25	25	Lv Trinidad	" " Ar	8 31
7 58	88	Ar Crescent City	" " Lv	6 58
8 10	88	Lv Crescent City, Calif.	" " Ar	6 39
9 05	115	Lv Idelwild, Calif.	" " Ar	6 42
▲ 9 46	145	Ar Oregon Caves Junction	W.G.L. Bus Lv	▲ 5 00
	165	Ar Oregon Caves	Ore. Caves Stages Lv	
		Lv Oregon Caves	Ore. Caves Stages Ar	
▲ 9 46	145	Lv Oregon Caves Junction	W.G.L. Bus Ar	▲ 5 00
11 32	175	Lv Grants Pass	W.G.L. Bus Lv	4 10
▲ 3 08	348	Ar Eugene	W.G.L. Bus Lv	▲ 9 55

Table 80

WILLITS AND FORT BRAGG Via California Western Railroad (Motor Car)

7 00	1 50	0	Lv Willits, Calif.	Ar	* 11 45	▲ 7 30
7 47	2 37	16	Lv Irmulco	Ar	10 53	6 38
8 10	2 45	19	Lv Northspur	Ar	10 45	6 30
8 00	3 50	21	Lv Camp Marwedel	Ar	10 40	6 25
8 55	3 45	40	Ar Fort Bragg, Calif.	Lv	* 9 45	▲ 6 30

Table 81

SAN FRANCISCO - LOS ALTOS - LOS GATOS

132	Mls.		129
n 5 17	0	Lv San Francisco (3rd. Street) Ar	n 8 20
6 13	32	Lv California Ave. Lv	7 29
6 26	41	Lv Los Altos Lv	7 12
6 34	45	Lv Monta Vista Lv	6 58
n 6 41	48	Lv Congress Jct. Lv	6 49
		Ar Vasona (Los Gatos) Lv	n 6 41

Table 82

MONTEREY - CARMEL (Bay Rapid Transit Co. Daily)

Purchase tickets to Monterey only.

15 minutes running time. Lv Monterey and Carmel approximately every hour between 8:00 A.M. and 11:00 P.M.

Table 83

GILROY - HOLLISTER (W.G.L. Daily) Rail Tickets Honored

Approximately 45 minutes running time. Lv Gilroy for Hollister 12:15 P.M., 6:05 P.M., 9:02 P.M., Lv Hollister for Gilroy 8:15 A.M., 1:35 P.M., 7:00 P.M.

Table 84

VENTURA - OJAI (Citizens Transit Lines, Daily)

Purchase tickets to Ventura only. 35 minutes running time.

Lv Ventura for Ojai p7.10 A.M., q9.05 A.M., p10.35 A.M., q1.15 P.M., p3.20 P.M., q5.40 P.M., r10.45 P.M. Lv Ojai for Ventura p8.05 A.M., q9.50 A.M., p11.20 A.M., q2.00 P.M., p4.30 P.M., q6.25 P.M., r11.20 P.M.

Table 85

TULARE - PORTERVILLE (Orange Belt Stages Daily) Rail Tickets Honored

1 10	Lv Tulare (75, 76) Ar	12 35
1 50	Lv Visalia Lv	12 15
2 17	Lv Exeter Lv	11 43
2 35	Lv Lindsay Lv	11 22
2 45	Lv Strathmore Lv	11 10
3 00	Ar Porterville Lv	11 00

NOTE A—DAILY AND TRI-WEEKLY SCHEDULES OF THE "SHASTA DAYLIGHT"

*Tri-Weekly: September 15, 1959 through December 14, 1959.

Daily: December 15, 1959 through January 14, 1960.

*Tri-Weekly: January 15, 1960 through January 14, 1960.

f Daily: May 29, 1960 through September 14, 1960.

*During periods of tri-weekly service, trains will operate Northbound from San Francisco on Sundays, Wednesdays and Fridays.

Southbound from Portland on Mondays, Thursdays and Saturdays.

All P.M. time in dark faced figures.

⊕—Bus service between San Francisco 3rd Street Station, and Oakland 16th St. Terminal via the Bay Bridge.

*—Daily.

⊖—To Davis only.

f—From Davis only.

⊖—Stops on flag to detain passengers from Richmond or beyond.

⊖—Stops on flag to detain pay passengers from Berkeley or beyond.

⊖—Stops on flag to detain pay passengers from Richmond or beyond.

⊖—Stops on flag to detain pay passengers from Martinez or beyond.

f—Flag stop to entrain or detain passengers.

⊖—Stops on flag to detain revenue passengers from Sacramento.

h—Daily June 12 to Sept. 13.

i—Daily June 13 to Sept. 14.

j—Daily except Saturday.

k—Saturday only.

m—Daily except Sundays and Holidays.

n—Daily except Saturdays, Sundays and Holidays.

p—Daily except Sundays and Holidays.

q—Daily except Sunday.

r—Friday only.

GENERAL INFORMATION FOR OUR PATRONS



SPECIAL NOTICE—Due to necessity we are sometimes required to revise schedules on such short notice as to make it impractical to inform our patrons through new time table folders. The schedules and information shown herein are therefore subject to change without notice. Every reasonable effort is made to insure accuracy in these time tables and to maintain schedules shown. However, no responsibility is assumed for possible errors or for inconvenience or damage resulting from delayed trains or failure to make connections, such matters generally being due to conditions beyond our control.



TIME—Pacific Time is used on all Lines of the Southern Pacific except at Ogden, Utah, and between Yuma, Ariz., El Paso, Texas, and Tucuman, N.M., where Mountain Time is used and between Ysleta, Texas, and New Orleans, La., where Central Time is used. Time from 12:01 midnight to 12:00 noon (A. M. time) is shown in light faced figures; time from 12:01 noon to 12:00 midnight (P. M. time) is shown in dark faced figures.



TAX—The Federal Revenue Tax Act has placed a tax of 10% on cost of transportation including cost of reserved seats and berths in Pullman Sleepers, except that tax will not apply to amounts paid for transportation which do not exceed 60 cents nor amounts paid for commutation tickets for one month or less.



SET YOUR WATCH—When change in time standards is indicated in station columns watches should be set ahead one hour on eastbound trip and one hour back on westbound trip.



STATION PASSENGER AGENT—Southern Pacific has station passenger agents, in addition to the Stationmaster at its more important terminals to answer questions and assist with your transportation problems. Please feel free to avail yourself of their services.



TELEGRAPH SERVICE—For the convenience of our passengers, Western Union Telegraph service is available from many stations. If you wish, you may hand your message to train porter who will see that it is transmitted from the next station at which train stops.



TELEGRAPH RAILROAD TICKETS—Do you know you can arrange transportation for relatives or friends without the necessity of forwarding funds by mail or otherwise? Your nearest Southern Pacific agent will be glad to explain our prepaid order service which enables you to send transportation and a limited amount of cash by telegraph to most points in the United States, without additional cost.



TRAVELER'S CHEQUES—When you purchase your ticket it is possible to protect the funds you carry with you on your journey by changing your cash into American Express Travelers Cheques. The charge for these Cheques is only \$1.00 for each \$100 purchased. If they should be lost or stolen before you have signed them the second time, the American Express refunds the amount involved.



STOPPING TRAINS ON FLAG—Where trains are scheduled to stop on flag, please give advance notice to agent or conductor so necessary arrangements may be made.



LOST ARTICLES—Application for articles lost on trains or in stations should be made to any Agent, or to Manager, Mail Baggage & Express Traffic at San Francisco, to the General Baggage Agent at Houston, Texas, to General Passenger Offices at Portland, Ore., Oakland, Calif., Los Angeles, Calif., Phoenix, Ariz., El Paso, Texas, or New Orleans, La. Articles found in Pullman cars are returned to that Company and report of loss should be made direct to the Pullman Company.



CHILDREN'S FARES—Children under five years of age when accompanied by parent or guardian ride free; five years of age and under twelve, half fare; twelve years of age or over, full fare.



LOST TICKETS—If you lose your railroad or Pullman ticket please notify conductor or the nearest ticket agent. Cash fare should be paid on train or another ticket purchased via same route, taking RECEIPT in either case. Receipt and details of the loss of original ticket, including ticket envelope, passenger's check or any item that will serve to identify lost ticket, should be given to agent or forwarded to General Passenger Office of the railroad from which you bought the original ticket. You will be advised promptly regarding refund.



ADJUSTMENT OF FARES—In the event of any misunderstanding with conductor as to proper fare or ticket privileges, please pay fare requested, take receipt and refer matter for investigation to the General Passenger Office of the railroad from which you purchased the ticket. Conductors have no discretionary power in such matters, and are governed by rules which they are not authorized to change.



REDEMPTION OF TICKETS—Unused or partly used tickets of this company's issue will be redeemed to original purchaser at the difference between the amount paid and cost of service performed.



AIR-CONDITIONED TRAINS—Air-conditioned cars are operated in regular sections of trains in these time tables. However, it is necessary to include non-air-conditioned cars in the consist of regular trains as well as extra trains, at times of unusual volume of traffic or in the case of emergencies.

CHECK YOUR BAGGAGE AND ENJOY YOUR TRIP—You can enjoy your Southern Pacific journey so much more if you check your baggage one day or more before you leave and carry the things you'll need aboard in a small handbag. Checking service charges are nominal—25 cents per suitcase or 50 cents per trunk. (Charge applies only to baggage checked for interstate movement.)

HOW HEAVY? HOW BIG? HOW MUCH? 150 pounds of baggage valued at \$100 may be checked on each adult first class or coach ticket, and 75 pounds valued at \$50 on each child's ticket, except that on Special Coach tickets only 100 pounds may be checked on adult ticket and 50 pounds on each child's ticket. No single piece in excess of 300 pounds or 72 inches in any dimension may be checked as baggage. Corrugated paper boxes used for personal baggage are limited to 50 pounds and \$25 value. Excess value may be declared when your baggage is checked at a charge of 25 cents for each additional \$100. Limit of value allowance on baggage of any one passenger or a single piece of baggage belonging to more than one passenger is \$2,500. Baggage and Personal Effects Insurance may also be purchased at principal baggage and ticket offices.

Storage will be charged on each piece inbound or outbound, checked or not checked, remaining over 24 hours, such baggage being held at owner's risk.

SPECIAL DELIVERY BAGGAGE SERVICE—You may check your baggage Special Delivery direct to home, hotel, steamship dock, etc., when traveling between the larger cities in the United States and Canada. Under the arrangement baggage will be called for at residences, hotels or business houses and checked direct as above by an authorized responsible transfer company who will make their regular service charge. Arrangements can be made for this service (at the same time tickets are purchased), at our Baggage Room, or by telephoning our authorized transfer company.

PERSONAL HAND BAGGAGE

PORTER SERVICE—A Red Cap Porter will gladly handle your hand luggage. This service is available at our principal stations. Regular tariff charge is collected by Red Cap Porters who will issue a check for each piece at the time property is offered for handling. Liability will not exceed \$50 per hand trunk, suitcase, etc., and contents—nor more than \$10 for each box, bundle or package, unless a greater value is declared in writing at time of checking. No bag or article exceeding \$500 in value will be accepted for handling by Red Cap Porters.

TRAIN TO TAXICAB CHECKING—This service will expedite the handling of your luggage. Prior to arrival at Tucson, Phoenix, Los Angeles, San Francisco, Oakland 16th Street or Portland, your Pullman car porter or Chair Car Porter will check your hand baggage direct to the taxicab stand. You may then detain and proceed direct to the taxi stand. Your baggage will promptly follow. We recommend this specialized convenient service.

HAND BAGGAGE BETWEEN TRAINS—To relieve you of your hand baggage during your stay between trains and providing you hold Pullman, parlor car or reserved seat car reservations on an outbound train departing the same day, arrangements have been made whereby:

At LOS ANGELES, SAN FRANCISCO or OAKLAND 16TH STREET—

1. If your outbound train leaves within one hour after your arrival, Red Cap porters meeting your train will check your hand baggage upon detrainment and transfer it to your space on the outbound train. Charge 25¢ per piece.

2. If your outbound train leaves more than one hour after your arrival, the Pullman or Chair Car porter on your inbound train will check your hand baggage direct to your outbound space. Charge 50¢ per piece.

At NEW ORLEANS—You may arrange with Red Cap Porter meeting your train for transfer of your hand baggage to your outbound space. Charge on each piece is 25¢.

At CHICAGO—

1. If you are a Pullman passenger on the "City of San Francisco" or "Golden State" and hold Pullman space on the "Twentieth Century Limited", "Commodore Vanderbilt", "Capitol Limited", "Broadway Limited", "The General" or "Liberty Limited", your Pullman porter will arrange for the transfer of your hand baggage to your outbound space. This arrangement applies in either direction. Charge 75¢ per piece.

2. Passengers holding through tickets, wishing to visit in Chicago and having three hours or more between trains, may, upon arrival in Chicago, deliver their hand baggage to Railroad Transfer, Inc., Agent or Stewardess and secure claim check for it. The baggage will be transferred to parcel room of the station from which departure will be made and should be claimed on presentation of claim check. Charge for this service is the usual parcel checking fee plus a charge of 25 cents per piece.

PARCEL LOCKERS—are available at principal stations for your convenience in temporarily storing luggage, parcels, etc.

SOUTHERN PACIFIC REPRESENTATIVES

GENERAL OFFICERS

CLAUDE E. PETERSON, Vice-President, System Pass. Traffic—Public Relations
 W. G. PEOPLES, Vice-President, System Freight Traffic
 San Francisco 5, Cal., and Houston 1, Tex.

EASTERN TRAFFIC OFFICERS

C. M. BIGGS, General Traffic Manager..... Chicago 3, Ill.

Midwest Territory—

C. E. WARD, Freight Traffic Manager..... Chicago 3, Ill.
 P. R. CEDER, General Western Freight Agent..... Chicago 3, Ill.
 D. C. HELLYER, General Freight Agent—Rates..... Chicago 3, Ill.

Eastern Territory—

JOEL NEWMAN, Passenger Traffic & Public Relations Mgr..... New York 6, N. Y.
 P. E. CARNECK, Freight Traffic Manager..... New York 6, N. Y.
 F. M. LALLY, General Eastern Freight Agent..... New York 6, N. Y.

TRAFFIC DEPARTMENT—TEXAS-LOUISIANA LINES

L. A. BROCKWELL, General Traffic Manager..... Houston 1, Tex.
 E. W. CRABBE, Assistant to General Traffic Manager..... Houston 1, Tex.
 G. E. MILLER, Traffic Manager..... Houston 1, Tex.
 JOS. SPBAR, Assistant Traffic Manager..... Houston 1, Tex.
 HENRY BEST, Assistant Traffic Manager (Rates)..... Houston 1, Tex.
 G. E. SCHOLIBO, Manager of Industrial Development..... Houston 1, Tex.
 J. L. BART, JR., Public Relations Manager..... Houston 1, Tex.
 C. J. GOOD, General Baggage, Mail and Express Agent..... Houston 1, Tex.
 W. A. GALL, JR., Commissary Superintendent..... Houston 1, Tex.

Central District—

R. A. COOPER, Assistant Traffic Manager..... Houston 1, Tex.

Eastern District—

HAROLD SCHEERER, General Freight and Passenger Agent..... New Orleans 12, La.

Northern District—

E. J. SCHAFER, General Freight and Passenger Agent..... Dallas 1, Tex.

Western District—

F. D. BUNSEN, General Freight and Passenger Agent..... El Paso 1, Tex.

TRAFFIC DEPARTMENT—PACIFIC LINES

CLAUDE E. PETERSON, Vice-Pres., System Passgr. Traffic—Public Relations
 R. M. GILMORE, Asst. Vice-Pres., System Passgr. Traffic—Public Relations
 San Francisco 5, Cal.
 L. G. CROCKET, Special Assistant..... San Francisco 5, Cal.
 J. W. MURPHY, Special Assistant..... San Francisco 5, Cal.
 H. E. MOGLER, General Passenger Agent, Rates and Divisions..... San Francisco 5, Cal.
 J. G. SHEA, General Public Relations Manager..... San Francisco 5, Cal.
 A. L. KOHN, General Advertising Manager..... San Francisco 5, Cal.
 H. S. ORNER, Mgr. Mail Baggage and Express Traffic..... San Francisco 5, Cal.
 T. B. LOCHHEAD, Mgr., System Dining Car Operations..... West Oakland, Cal.
 W. G. PEOPLES, Vice-Pres., System Freight Traffic..... San Francisco 5, Cal.
 F. E. KRIEBEL, Asst. to V. P., System Freight Traffic..... San Francisco 5, Cal.
 A. G. PARKER, Asst. to V. P., System Freight Traffic..... San Francisco 5, Cal.
 M. P. SAYLER, Asst. to V. P., System Freight Traffic..... San Francisco 5, Cal.
 E. J. LARSON, General Freight Traffic Manager..... San Francisco 5, Cal.
 L. E. HOLT, Manager of Industrial Development..... San Francisco 5, Cal.
 H. E. MCNAUGHT, Manager Perishable Freight Traffic..... San Francisco 5, Cal.
 W. W. HAZELRIGG, General Agent—Merchandise Traffic..... San Francisco 5, Cal.

San Francisco District—

J. B. HAGGERTY, General Passenger Agent..... San Francisco 5, Cal.

Central District—

CARL O. OLSEN, Passenger Traffic and Public Relations Manager..... Oakland 7, Cal.
 W. F. MCGOWAN, Freight Traffic Manager..... San Francisco 5, Cal.
 R. C. HUDSON, General Freight Agent—Rates..... San Francisco 5, Cal.
 W. BARR, General Freight Agent—Solicitation..... San Francisco 5, Cal.
 D. T. DAGGETT, Industrial Agent..... San Francisco 5, Cal.

Northern District—

E. C. ORBWAY, Traffic Manager..... Portland 4, Ore.
 B. S. QUATTLE, Asst. Traffic Manager..... Portland 4, Ore.
 L. F. ABBOTT, Asst. Passenger Traffic and Public Relations Manager..... Portland 4, Ore.
 G. W. CLARK, Industrial Agent..... Portland 4, Ore.

Southern District—

J. H. PRUETT, JR., Passenger Traffic and Public Relations Manager..... Los Angeles 14, Cal.
 V. L. ARENTH, Freight Traffic Manager..... Los Angeles 14, Cal.
 F. M. GUERRIN, General Freight Agent..... Los Angeles 14, Cal.
 G. A. ERICKSON, General Industrial Agent..... Los Angeles 14, Cal.

Arizona District—

F. E. WHITCHER, General Freight and Passenger Agent..... Phoenix, Ariz.
 R. A. GREENWADE, Industrial Agent..... Phoenix, Ariz.

New Mexico District—

F. D. BUNSEN, General Freight and Passenger Agent..... El Paso, Tex.

GENERAL AGENCIES—TRAFFIC DEPARTMENT

ATLANTA 3, GA. 813 Mortgage Guarantee Bldg. (Phone Jackson 2-4859)
 T. G. BURGESS..... General Agent
 BIRMINGHAM 3, ALA. 301 Empire Bldg..... (Phone ALpine 1-6244)
 T. H. SWANN..... General Agent
 BOSTON 3, MASS. 209 Old South Bldg..... (Phone LIBerty 2-9244)
 T. J. LUCRY..... General Agent
 F. J. MAGUIRE..... District Passenger & Public Relations Representative
 BUFFALO 3, N. Y. 201 Ellicott Square..... (Phone CLeveland 4668)
 R. J. DESHERANO..... General Agent
 CHATTANOOGA 2, TENN. 1012 James Building..... (Phone AMherst 6-0366)
 L. K. BROWN..... District Freight and Passenger Agent
 CHICAGO 3, ILL. Room 1673, 140 So. Dearborn St. (Phone Financial 6-6900)
 M. S. VOGEL..... General Agent Freight Department
 H. J. RICHARDSON..... General Agent Passenger Department
 CINCINNATI 2, OHIO. 408 1/2 Tri-State Bldg..... (Phone MAin 1-1602)
 J. L. JEFFRIES..... General Agent
 CLEVELAND 13, OHIO. 1130 Terminal Tower Bldg..... (Phone MAin 1-3412)
 J. H. MULCHAY..... General Agent
 DENVER 2, COLO. 809 Patterson Bldg..... (Phone KEystone 4-6146)
 K. E. MCCLINTOCK..... General Agent
 DETROIT 26, MICH. 1037 Book Bldg..... (Phone Woodward 1-6694)
 C. F. SMURR, General Agent..... P. T. KOCHER, D.F.&P.A.
 INDIANAPOLIS 4, IND. 525 Merchants Bank Bldg., (Phone MEIrose 2-4509)
 G. W. M. COOK..... General Agent
 JACKSONVILLE, FLA. P. O. Box 5811, So. Jacksonville 7..... (Phone EXbrook 8-8232)
 J. REED BARRETT, JR..... District Freight & Passenger Agent
 KANSAS CITY 6, MO. 302 Waldhelm Bldg..... (Phone VICTor 2-7590)
 L. H. DAVIS..... General Agent
 LITTLE ROCK, ARK. 302 Gazette Bldg..... (Phone FRANKlin 5-9007)
 W. H. CROW, JR..... District Frt. & Pass. Agent
 LOUISVILLE 2, KY. 396 Starks Bldg..... (Phone JUNiper 4-1161)
 S. D. WHITLEY..... District Freight and Passenger Agent
 MEMPHIS 3, TENN. 725 Exchange Bldg..... (Phone JACKson 5-7447)
 C. A. BEVIS..... General Agent
 MILWAUKEE 3, WIS. 500 Majestic Bldg..... (Phone BRoadway 2-1418)
 E. L. SMITH..... Asst. Gen. Agent Freight Dept.
 O. C. GRANT..... District Freight and Passenger Agent
 MINNEAPOLIS 2, MINN. 2030 Rand Tower..... (Phone FEderal 2-2524)
 J. J. MCCOULLEY..... General Agent
 NEW YORK 6, N. Y. 165 Broadway..... (Phone COrtland 7-4800)
 GEORGE V. MCART..... Asst. to Passenger Traffic & Public Relations Mgr.
 G. E. MACCUBBIN..... General Agent Freight Dept.
 OKLAHOMA CITY, OKLA. 4129 N.W. 21st Terrace. (Phone WINDsor 3-0031)
 WALTER MAIER..... Traveling Freight & Passenger Agent
 PHILADELPHIA 2, PA. 1000 Packard Bldg..... (Phone LOcust 4-2388)
 L. F. ANDREAS..... General Agent
 PITTSBURGH 23, PA. 596 Gateway Center Bldg., (Phone ATLantic 1-1467)
 J. W. DULANEY, General Agent..... H. E. SCHUSTER, D.F.&P.A.
 POCATELLO, IDA. P. O. Box 50 (Phone 4113)
 C. N. SULLIVAN..... Traveling Freight and Passenger Agent
 ST. LOUIS 2, MO. 408 Pine Street..... (Phone CHEstnut 1-7745)
 A. K. SWANN, General Agent..... R. E. MCCORKLE, D.F.&P.A.
 SALT LAKE CITY 1, UTAH. 73 So. Main St. Room 406 (Phone EMpire 3-2601)
 T. E. HEWITT..... General Agent
 SEATTLE 1, WASH. 813 Joshua Green Bldg..... (Phone MAin 4-2668)
 T. J. MCCARRY..... General Agent
 SPOKANE 1, WASH. 1129 Old National Bank Bldg. (Phone RIverside 7-1828)
 C. G. ALTON..... General Agent
 TACOMA 1, WASH. P. O. Box 1313
 W. E. MANESS..... Traveling Freight & Passenger Agent
 TULSA 3, OKLA. 1040 Kennedy Bldg..... (Phone GIbson 7-7365)
 H. J. PETERSEN..... General Agent
 JOHN REID..... Assistant General Agent
 WASHINGTON 5, D.C. 220 Shoreham Bldg..... (Phone EXecutive 3-1125)
 P. R. CONAGHAN, General Agent..... H. F. BROWN, D-P.&P.R.R.
 WINSTON-SALEM 3, N. C. 411 Reynolds Bldg..... (Phone PArk 5-5315)
 C. S. HARRMAN..... General Agent

FOREIGN AGENCIES—TRAFFIC DEPARTMENT

MEXICO CITY, MEX. Edificio Paris, Avenida 5 de Mayo 32
 J. PARDO VALLINA..... General Agent
 GUADALAJARA, MEX. 319 San Francisco Building
 MANUEL PEREZ..... Commercial Agent
 MONTERREY, MEX. Edificio La Nacional
 GONSALO DEL VALLE..... General Agent
 VANCOUVER 1, B. C. 517 Metropolitan Bldg., (Phone MUtual 1-8161)
 K. B. CURRIE..... Canadian General Agent

TRAFFIC REPRESENTATIVES (ON LINE)

- ALEXANDRIA 5, LA.** Second and Casson Sts. (Phone 2-7581):
S. E. NARROW.....District Freight and Passenger Agent
- ALHAMBRA, CAL.** S. P. Passenger Station, 2200 West Mission Road
J. S. STETLER..(Ph. A Atlantic 2-5166).....District Freight and Passenger Agent
- AUSTIN 22, TEX.** 301 Congress Avenue (Phone Greenwood 6-4301):
R. A. HODGES.....District Freight and Passenger Agent
- BAKERSFIELD, CAL.** Haberfelde Bldg., 1412-17th Street.
M. E. MITCHELL.....District Freight and Passenger Agent
.....S. P. Passenger Station, Baker-Sumner Sts.
(Phone FAirview 7-2181):
- BEAUMONT, TEX.** 450 Pearl St. (Phone Terminal 3-5621):
W. W. GUINN.....District Freight and Passenger Agent
- BEVERLY HILLS, CAL.** 9437 Santa Monica Blvd. (Phone CRestview 4-6947):
A. M. MacDONALD.....District Freight and Passenger Agent
- COLTON, CAL.** S. P. Station. Phone {
San Bernardino...TALbot 5-3641
Colton.....TALbot 5-3641
Riverside.....OVerland 3-6811
Redlands.....ZEnith 1120
- CORPUS CHRISTI, TEX.** 1120 North Tanchaua Street
(Phone TULIP 2-7468):
B. L. HICKS.....District Freight and Passenger Agent
- DALLAS 2, TEX.** 2300 Canton St. (Phone RiVerside 2-8611):
N. W. SMITH.....District Freight and Passenger Agent
- EL CENTRO, CAL.** S. P. Sta.—Main between Thrd and Broadway
(Phone ELgin 2-1411):
L. M. FORD.....District Freight and Passenger Agent
- ELKO, NEV.** 384 Railroad St. (Phone 44):
R. C. MILLS.....Traveling Frt. and Pass. Agent
- EL PASO, TEX.** Union Passenger Terminal (Phone KEystone 3-9311):
A. P. HARDY.....District Passenger & Public Relations Representative
- EUGENE, ORE.** S. P. Station (Phone DIamond 4-1441):
W. L. PEEBLES.....District Freight and Passenger Agent
- EUREKA, CAL.** N. W. P. RR. Depot. (Phone Hillside 3-0851):
H. J. MAHAN (N. W. P.).....Asst. District Freight and Passenger Agent
- FORT WORTH 2, TEX.** 701 East Fifth Street (Phone EDison 2-9151):
H. L. JONES.....District Freight and Passenger Agent
- FRESNO 21, CAL.** S. P. Passenger Station, H and Mariposa Sts.
(Phone AMherst 8-8211):
G. A. THOMAS.....District Freight and Passenger Agent
- GALVESTON, TEX.** 2902 Church Street (Phone 3-4611):
M. J. HENRT.....District Freight and Passenger Agent
- GLENDALE 4, CAL.** S. P. Passenger Station
Railroad Street and Cerritos Avenue (Phone CItrus 4-8448):
A. J. HOWARD.....District Freight and Passenger Agent
- HARLINGEN, TEX.** 122 West Jefferson St. (Phone GARfield 3-0220):
R. E. JOHNSON.....District Freight and Passenger Agent
- HOUSTON 1, TEX.** (Phone CApitol 2-1121):
E. L. BOURG (S. P. Bldg., 907 Franklin Ave.)
.....District Freight and Passenger Agent
- KLAMATH FALLS, ORE.** S. P. Passenger Station
(Phone TUxedo 2-4478):
A. G. KUSLER.....District Freight and Passenger Agent
- LAKE CHARLES, LA.** 431 Railroad Ave. (Phone HEMtock 6-3605):
IVAN WELLS.....District Freight and Passenger Agent
- LONG BEACH, CAL.** 303 Locust Ave. (Phone HEMlock 5-7481):
N. L. SMITH.....District Freight and Passenger Agent
- LOS ANGELES 14, CAL.** P. E. Bldg., 610 So. Main St. (Ph. MADison 4-6161):
J. H. PRUETT, JR.....Passenger Traffic and Public Relations Manager
W. L. WAITE, JR.....Asst. General Freight Agent
J. E. BLACKBURN.....District Freight Agent
- MARYSVILLE, CAL.** S. P. Station, 6th and A Sts.
(Phone SHerwood 3-9291):
H. B. HOLLIMON.....Traveling Freight and Passenger Agent
- MEDFORD, ORE.** S. P. Station, 5th and Front Sts. (Phone 2-7173):
R. H. HOLMES.....District Freight and Passenger Agent
- MERCED, CAL.** S. P. Passenger Station, N and 16th Sts.
(Phone RAndolph 2-4464):
J. D. HIGHTOWER.....Traveling Freight and Passenger Agent
- MODESTO, CAL.** S. P. Passenger Station, 9th and J Sts. (Phone 3-6431):
D. P. VANCE.....Traveling Freight and Passenger Agent
- MONTEREY, CAL.** S. P. Passenger Station (Phone FRontier 5-5550):
L. V. OWENS.....Traveling Freight and Passenger Agent
- NEW IBERIA, LA.** Washington & Railroad Aves. (Phone EMcrson 4-4882):
A. M. DESONIER.....Traveling Freight and Passenger Agent
- NEW ORLEANS 11, LA.** (Phone MAgnolia 4411):
L. J. KARTER, 149 Girod Street.....District Freight and Passenger Agent
- OAKLAND 7, CAL.** Room 600, Tribune Tower (Templebar 2-2121):
L. E. RENNER.....Dist. Pass. & Public Relations Representative
C. H. REEVES, S. P. Station, Jack London Square, Asst. General Freight Agent
C. A. HARTLEY.....District Freight Agent
- OGDEN, UTAH.** Union Station, 25th St. & Wall Ave. (Phone EXport 9-2164):
JACK ROCHE.....Assistant District Freight and Passenger Agent
- PALM SPRINGS, CAL.** 174 No. Palm Canyon Drive (Phone FAirview 5-2235)
City Passenger and Ticket Agent.....Seasonal only
- PALO ALTO, CAL.** S. P. Station (Phone DAVenport 3-6105):
J. J. McDONOUGH.....Assistant District Freight and Passenger Agent
- PHOENIX, ARIZ.** (Phone ALPine 8-6353):
A. W. FRENNOVOST, Room 11, Union Station,
401 West Harrison St., Dist. Pass. & Public Relations Representative
F. W. LAWELL, 234 North Central Ave.....District Freight Agent
- PORTLAND, ORE.** (Phone CApitol 8-8181):
A. N. BRYANT, Room 201, Union Station, Foot of N. W. 6th Avenue
.....City Passenger and Ticket Agent
A. T. CARLSTON, Pacific Building.....District Freight and Passenger Agent
- REDDING, CAL.** S. P. Freight Station, Yuba and Center Sts.
(Phone CHestnut 3-1230):
F. L. SCHORCHT.....Traveling Freight and Passenger Agent
- RENO, NEV.** Pass. Sta., Commercial Row & Lake St. (Phone FAirview 9-3468):
L. S. STITT.....District Freight and Passenger Agent
- RIVERSIDE, CAL.** S. P. Freight Station, 3071 8th Street
(Phone OVerland 3-5100):
W. S. ALLEN.....District Freight and Passenger Agent
- ROSEBURG, ORE.** Freight Station, Corner Sheridan & West Lane
(Phone ORchard 3-4115):
W. R. JOHNSTONE.....Assistant District Freight and Passenger Agent
- SACRAMENTO 14, CAL.** S. P. Sta., 4th and I Sts., (Phone HICKory 4-8011)
G. W. MORGAN.....District Freight and Passenger Agent
G. H. HOLT.....Assistant District Freight and Passenger Agent
- SALEM, ORE.** S. P. Passenger Station (Phone 3-9244):
P. F. CARBON.....District Freight and Passenger Agent
- SALINAS, CAL.** S. P. Station (Phone HARRison 4-7331):
W. S. WOOD.....District Freight and Passenger Agent
- SAN ANTONIO 5, TEX.** Passenger Station, 654 East Commerce St.
(CApitol 7-3271):
H. G. OLIVER.....District Freight and Passenger Agent
EARL GILLETTE.....Assistant District Freight and Passenger Agent
C. H. SCHUMACHER.....Passenger Ticket Agent
- SAN DIEGO 2, CAL.** 45-12th Ave. (Phone BELmont 2-7411):
W. D. KELLER.....District Freight and Passenger Agent
- SAN FRANCISCO 5, CAL.** 95 Market Street (Phone DOuglas 2-1212):
J. B. HAGGERTY.....General Passenger Agent
M. T. AUSTIN, 77 Market Street.....Assistant General Freight Agent
D. F. DIEMER.....District Freight Agent
P. STINSON, 77 Market Street.....Foreign Freight Agent
- SAN JOSE 10, CAL.** S. P. Sta., 65 Cahill St. (Phone CYpress 5-2424):
J. T. McCANN.....District Freight and Passenger Agent
J. J. McDONOUGH.....Assistant District Freight and Passenger Agent
- SANTA ANA, CAL.** 426 East Fourth Street (Phone KIMberly 3-9402):
H. E. FREEMAN.....District Freight and Passenger Agent
- SANTA BARBARA, CAL.** S. P. Station, 209 State St. (Ph. WOODland 5-8501):
T. M. HARTIGAN.....District Freight and Passenger Agent
C. W. McCANN.....Assistant District Freight and Passenger Agent
- SHREVEPORT 24, LA.** 800 Commerce Street (Phone 5-4203):
L. L. TOMME.....District Freight and Passenger Agent
- STOCKTON 3, CAL.** Pass. Station, 949 East Channel
(Phone HOward 6-5077-3-9):
A. H. ANDERSON.....District Freight and Passenger Agent
- TUCSON, ARIZ.** S. P. Station, Toole Ave. at Fifth St. (Phone 3-6911):
W. T. JONES.....District Freight and Passenger Agent
- WACO, TEX.** 301 South 8th Street (Phone PLaza 2-1625, 3-5363):
C. R. DEEM.....District Freight and Passenger Agent
- WILMINGTON, CAL.** 331 North Avalon Blvd. (Phone TErmiNal 5-3181):
H. W. McCARGAR.....District Freight and Passenger Agent