

SOUTHERN PACIFIC

THE EXPOSITION LINE



SUBJECT TO CHANGE WITHOUT NOTICE

CALIFORNIA NEVADA
UTAH OREGON
WASHINGTON ARIZONA
MEXICO NEW MEXICO
TEXAS LOUISIANA

CHAS. S. FEE
PASSENGER TRAFFIC MANAGER
SAN FRANCISCO, CAL.

F. E. BATTURS
GENERAL PASSENGER AGENT

SOUTHERN PACIFIC

THE EXPOSITION LINE



SUBJECT TO CHANGE WITHOUT NOTICE

CALIFORNIA NEVADA
UTAH OREGON
WASHINGTON ARIZONA
MEXICO NEW MEXICO
TEXAS LOUISIANA

JOHN M. SCOTT
GENERAL PASSENGER AGENT
PORTLAND, ORE.

F. S. McGINNIS
GENERAL PASSENGER AGENT
LOS ANGELES, CAL.

SPECIAL TABLE INDEX

To find the Time Table desired, double back the whole folder so as to bring the blue edges opposite the blue squares.

FIGURES SHOWN IN PARENTHESES INDICATE PAGES

GENERAL OFFICERS AND REPRESENTATIVES (2)

TABLE OF CONTENTS } (9-10-11)
STATION INDEX }

USEFUL INFORMATION (12)
DINING CAR SERVICE (13)

PULLMAN SLEEPING CAR RATES (14)

SUNSET ROUTE } (15)
Condensed Schedules }

SAN FRANCISCO, LOS ANGELES—Coast Line (26)
SAN FRANCISCO, FRESNO—Valley Line (27)

SAN FRANCISCO, LOS ANGELES—Valley Line (28)
SAN FRANCISCO, EL PASO, NEW ORLEANS (29)

ARIZONA EASTERN R. R. (31)
SOUTHERN PACIFIC OF MEXICO R. R. (31)

OGDEN ROUTE } (16-17)
Condensed Schedules }

SAN FRANCISCO, SACRAMENTO, OGDEN (32)
OGDEN, DENVER, OMAHA, KANSAS } (33)
CITY, ST. LOUIS, CHICAGO }

CHICAGO AND NEW YORK } (20)
Condensed Schedules }

EL PASO ROUTE } (18)
Condensed Schedules }

TOURIST CAR LINES—Condensed Schedules } (21-22)
Washington-Sunset Route (21) }

SHASTA ROUTE } (19)
Through Oregon
Condensed Schedules }

SAN FRANCISCO, SACRAMENTO, RED BLUFF (34)
MEDFORD, ROSEBURG, SALEM, } (35)
PORTLAND, TACOMA, SEATTLE }

YOSEMITE NATIONAL PARK (42)
SAN FRANCISCO, TONOPAH, GOLDFIELD (42)
SOUTHERN CALIFORNIA CONNECTIONS (43)

STEAMSHIP CONNECTIONS (46-47)

FOR GENERAL INFORMATION

at Principal Stations

Ask the Man in Gray

TO ASSIST PASSENGERS WITH THEIR HAND BAGGAGE

direct them to and from trains and render such other service as may be necessary for the protection and convenience of patrons, a corps of uniformed men, with Red Caps, are in attendance at principal stations of Southern Pacific. There is no charge for such service.

Look for the Red Cap Men

SOUTHERN PACIFIC SERVICE IS THE STANDARD
The officers and employees of the Southern Pacific aim to serve the public pleasantly and well and the failure of one is a reflection upon all.

That the Company may better understand the needs of its patrons and be promptly acquainted with any laxity or failure in its service, your comment or suggestion is invited on any feature calling for improvement.

Brief statement written on the blank below, which can be detached and mailed to INSPECTOR OF TRANSPORTATION SERVICE, ROOM 1078, FLOOD BUILDING, SAN FRANCISCO, will receive careful attention.

GENERAL OFFICERS AND REPRESENTATIVES

ALL INFORMATION CONTAINED IN THIS FOLDER SUBJECT TO CHANGE WITHOUT NOTICE



GENERAL OFFICES

SOUTHERN PACIFIC COMPANY

NEW YORK CITY, NEW YORK 165 Broadway
 SAN FRANCISCO, CALIFORNIA Flood Building
 LOS ANGELES, CALIFORNIA Pacific Electric Building
 PORTLAND, OREGON Wells Fargo Building

TRAFFIC DEPARTMENT

E. O. McCORMICK, Vice-President San Francisco, California
 CHAS. S. FEE, Passenger Traffic Manager San Francisco, California
 F. E. BATTURS, General Passenger Agent San Francisco, California
 F. S. McGINNIS, General Passenger Agent Los Angeles, California
 JOHN M. SCOTT, General Passenger Agent Portland, Oregon
 H. R. JUDAH, Assistant General Passenger Agent San Francisco, California
 E. E. WADE, Assistant General Passenger Agent San Francisco, California
 J. C. LATHROP, Assistant General Passenger Agent San Francisco, California
 H. C. HALLMARK, Assistant General Freight and Passenger Agent Tucson, Arizona
 J. M. FULLTON, Assistant General Freight and Passenger Agent Reno, Nevada
 E. B. CARSON, General Baggage Agent San Francisco, California
 G. W. LUCE, Freight Traffic Manager San Francisco, California
 THOS. A. GRAHAM, Assistant Freight Traffic Manager San Francisco, California
 J. G. STUBBS, General Freight Agent San Francisco, California
 E. W. CLAPP, General Freight Agent Los Angeles, California
 H. A. HINSHAW, General Freight Agent Portland, Oregon
 S. N. BOSTWICK, Assistant General Freight Agent San Francisco, California
 H. G. TOLL, Assistant General Freight Agent San Francisco, California
 W. F. TAYLOR, Assistant General Freight Agent San Francisco, California
 J. K. BUTLER, Assistant General Freight Agent San Francisco, California
 J. H. MULCHAY, Assistant General Freight Agent Portland, Oregon
 E. H. MILLER, Industrial Agent San Francisco, California
 J. T. SAUNDERS, Industrial Agent Los Angeles, Cal.
 T. J. ANDERSON, General Passenger Agent, Sunset-Central Lines Houston, Texas
 J. H. R. PARSONS, General Passenger Agent, M. L. & T. R. R. & S. S. Co. New Orleans, Louisiana
 H. C. HALLMARK, General Passenger and Freight Agent, Arizona Eastern R. R. Tucson, Arizona

SOUTHERN PACIFIC RAILROAD OF MEXICO WEST COAST ROUTE

H. LAWTON, General Freight and Passenger Agent Guaymas, Mexico
 GEO. F. JACKSON, Assistant General Freight and Passenger Agent Guaymas, Mexico
 G. R. HACKLEY, Assistant General Freight and Passenger Agent Mexico City, Mexico

For complete information address any of the following:

GENERAL, EUROPEAN, AND TRANS-PACIFIC AGENTS

ANTWERP, BELGIUM, 6 Rue des Peignes Rud. Falek, General European Agent
 ATLANTA, GA., Fourth National Bank Building C. M. Evans, General Agent
 BALTIMORE, MD., 29 N. Baltimore St. W. B. Johnson, Dist. Freight and Passenger Agent
 BIRMINGHAM, ALA., 309-314 Brown-Marx Bldg. C. M. Evans, General Agent
 BOSTON, MASS., 12 Milk Street J. H. Glynn, New England Agent
 BUFFALO, N. Y., 11 East Swan Street S. C. Chiles, Dist. Freight and Passenger Agent
 CHICAGO, ILL., 55 West Jackson Boulevard W. G. Neimyer, General Agent
 CINCINNATI, OHIO, 5 East Fourth Street O. P. Bartlett, General Agent
 DENVER, COLO., 313 Railway Exchange Building H. F. Kern, General Agent
 DETROIT, MICH., Room 221 Majestic Building Edward A. Macon, General Agent
 GENOA, ITALY, 117 Via Balbi C. Queirolo, Agent
 HAMBURG, GERMANY, 25-27 Ferdinand Strasse Rud. Falek, General European Agent
 HAVANA, CUBA, Obispo 49 A. E. Woodell, General Agent
 HONOLULU, T. H., Waity Building Owen Williams, General Agent, Wells, Fargo & Co
 KANSAS CITY, MO., 101 Bryant Building A. G. Little, General Agent
 LITTLE ROCK, ARK., 210 Gazette Building W. H. Wynne, Commercial Agent
 LIVERPOOL, ENG., 21 Water Street } Thos. Cooper, General Agent for Great Britain
 LONDON, ENG., 49 Leadenhall St., E. C. }
 MEXICO CITY, MEX., Avenida del Cinco de Mayo, No. 34 G. R. Hackley, General Agent
 NEW YORK, N. Y., 39 and 366 and 1158 Broadway L. H. Nutting, Gen. East, Passenger Agent
 OKLAHOMA CITY, OKLA., 1200 Colcord Building C. T. Collett, Commercial Agent
 PARIS, FRANCE, 20-22 Rue du Mail H. Desmidt, Agent
 PHILADELPHIA, PA., 632 Chestnut Street F. T. Brooks, District Passenger and Freight Agent
 PITTSBURGH, PA., Park Bldg., 4th Ave. and Smithfield Street G. G. Herring, General Agent
 ROTTERDAM, HOLLAND, 43A Boompjes Frederick Bohner, Agent for Holland
 SALT LAKE CITY, UTAH, 410 Walker Bank Bldg., C. L. McFaul, Dist. Freight and Pass. Agent
 SEATTLE, WASH., 720 Second Avenue C. M. Andrews, Dist. Freight and Passenger Agent
 ST. LOUIS, MO., 1002 Olive Street Geo. B. Hild, General Agent
 TACOMA, WASH., 1201 1/2 Pacific Avenue C. M. Andrews, Dist. Freight and Passenger Agent
 WASHINGTON, D. C., 905 F Street N. W. A. J. Poston, General Agent, Washington-Sunset Route

LOCAL REPRESENTATIVES

ALAMEDA, CAL., Park Street E. P. Butterfield, Agent
 ALBANY, ORE. A. A. Mickel, Agent
 ASHLAND, ORE. G. N. Kramer, Agent
 AUBURN, CAL. G. F. Aymar, Agent
 BAKERSFIELD, CAL. H. D. Johnson, Agent
 BENSON, ARIZ. J. T. Mahoney, Agent
 BERKELEY, CAL. E. A. Mitchell, Agent
 BERKELEY (University Ave.), CAL. J. B. Taylor, Agent
 BOWIE, ARIZ. W. H. Lawrence, Agent
 BRAWLEY, CAL. W. C. Eaton, Agent

CHICO, CAL. J. S. Brown, Agent
 COALINGA, CAL. J. M. Campbell, Agent
 COLFAX, CAL. C. G. Sebring, Agent
 COLTON, CAL. E. T. McNeill, Agent
 CORVALLIS, ORE. L. L. Graham, Agent
 DEL MONTE, CAL. B. F. Wright, Agent
 DEMING, N. M. J. T. Clayton, Agent
 EL CENTRO, CAL. O. P. Smith, Agent
 ELKO, NEV. J. J. Cullen, Agent
 EL PASO, TEX., 206 North Oregon St. W. C. McCormick, General Agent
 EUGENE, ORE. Sunset Central Lines
 FRESNO, CAL., 1013 J St. C. H. Jasper, Dist. Freight and Pass. Agent
 GRANTS PASS, ORE. J. M. Isham, Agent
 GUADALUPE, CAL. A. L. Andrews, Agent
 HANFORD, CAL. G. W. Armstead, Agent
 IMPERIAL, CAL. D. C. Gale, Agent
 KLAMATH FALLS, ORE. S. J. Bailey, Agent
 LODI, CAL. J. A. Coveney, Agent
 LOMPOC, CAL. R. C. Jones, Agent
 LORDSBURG, N. M. J. H. McClure, Agent
 LOS GATOS, CAL. I. D. Mabie, Agent
 LOS ANGELES, CAL., 302 Pacific Electric Building C. J. Balfour, District Passenger Agent
 LOS ANGELES, CAL., 302 Pacific Electric Building G. H. Cornell, Traveling Passenger Agent
 LOS ANGELES, CAL., 302 Pacific Electric Building L. Overman, Traveling Passenger Agent
 LOS ANGELES, CAL., 212 West Seventh St. E. A. Hamilton, City Ticket Agent
 LOS ANGELES, CAL., Sou. Pac. Station T. D. Jenkins, Agent Information Bureau
 LOS ANGELES, CAL., Pacific Electric Building C. M. Knox, General Agent—Sunset Route
 LOS ANGELES, CAL., 606 South Spring St. T. F. Fitzgerald, D. P. A., Washington-Sunset Route
 LOS ANGELES, CAL., 606 South Spring St. T. O. Bonney, T. P. A., Washington-Sunset Route
 LONG BEACH, CAL. L. M. Schachtmayer, Commercial Agent
 MADERA, CAL. C. H. Kahuda, Agent
 MARTYSVILLE, CAL. R. W. Watson, Agent
 MEDFORD, ORE. A. S. Rosenbaum, Agent
 MERCED, CAL. G. H. Agnew, Agent
 MODESTO, CAL. T. M. Martz, Agent
 MONTEREY, CAL. J. R. Montague, Agent
 NOGALES, ARIZ. E. B. Spriggs, Agent
 NORTH VALLEJO WHARF, CAL. T. J. McCudden, Agent
 OAKLAND, CAL., Broadway and 13th St. L. Richardson, Dist. Freight and Pass. Agent
 OAKLAND PIER, CAL. Miss K. Potwin, Agent
 OGDEN, UTAH C. A. Henry, Union Depot Agent
 ONTARIO, CAL. J. W. Craig, Agent
 OROVILLE, CAL. L. Slessen, Agent
 OXNARD, CAL. R. K. Cairns, Agent
 PACIFIC GROVE, CAL. C. R. Estabrook, Agent
 PASADENA, CAL., 148 East Colorado St. F. E. Watson, Commercial Agent
 PASO ROBLES, CAL. F. B. Pendery, Agent
 PALO ALTO, CAL. W. J. Robertson, Agent
 PHOENIX, ARIZ. A. R. Gatter, General Agent, A. E. R. R.
 POMONA, CAL. H. W. Barnum, Agent
 PORTERVILLE, CAL. W. W. Martin, Agent
 PORTLAND, ORE., 6th and Oak Sts. C. W. Stinger, City Ticket Agent
 REDDING, CAL. H. Henrichson, Agent
 RED BLUFF, CAL. J. J. Miller, Agent
 REDLANDS, CAL. J. R. Mcnahan, Agent
 RENO, NEV., 108 East Second Street J. M. Fulton, Ass't. Gen. Freight and Pass. Agent
 RICHMOND, CAL. H. A. Stiver, Agent
 RIVERSIDE, CAL., Glenwood Building J. R. Downs, Commercial Agent
 ROSEBURG, ORE. L. B. Moore, Agent
 SAN BERNARDINO, CAL. U. L. Voris, Commercial Agent
 SAN FRANCISCO, CAL., Palace Hotel C. W. Foy, District Passenger Agent
 SAN FRANCISCO, CAL., Flood Bldg. H. G. Pewtress, Agent
 SAN FRANCISCO, CAL., Palace Hotel Fred S. Shoup, Agent
 SAN FRANCISCO, CAL., Market Street Ferry Station Jas. O'Gara, Passenger and Ticket Agent
 SAN FRANCISCO, CAL., 3rd and Townsend A. Klays, Agent
 SAN FRANCISCO, CAL., Southern Pacific Bldg., Exposition Grounds C. W. Estabrook, Agent
 SAN FRANCISCO, CAL., Pacific St. Wharf H. G. Otis, Steamer Agent
 SAN FRANCISCO, CAL., 461 Market St., cor. First St. B. D. Myers, Dist. Freight Agent
 SAN FRANCISCO, CAL., 1280 Flood Building P. K. Gordon, General Agent—Sunset Route
 SAN FRANCISCO, CAL., 874 Market St., J. N. Harrison, P. C. Pass. Agent, Wash'n-Sunset Route
 SAN FRANCISCO, CAL., 874 Market St. Jas. H. P. Mason, T. P. A., Washington-Sunset Route
 SACRAMENTO, CAL., 801 K Street R. J. Smith, Dist. Freight and Passenger Agent
 SACRAMENTO, CAL. J. E. McMillan, Depot Agent
 SALEM, ORE. O. L. Darling, Agent
 SALINAS, CAL. J. Doig, Agent
 SAN LUIS OBISPO, CAL. G. T. Walters, Agent
 SAN MATEO, CAL. E. B. Green, Agent
 SANTA ANA, CAL. L. B. Valla, Commercial Agent
 SANTA CRUZ, CAL. W. A. Westington, Agent
 SAN DIEGO, CAL., 951 Fifth St. A. D. Hagaman, Commercial Agent
 SAN JOSE, CAL., 40 E. Santa Clara St. E. Shillingsburg, District Freight and Pass. Agent
 SANTA BARBARA, CAL., 907 State St. C. E. Spear, Commercial Agent
 SANTA MONICA, CAL., Pier Ave. and Trolley Way H. McNeill, Agent
 STOCKTON, CAL. J. D. Fish, Agent
 TRUCKEE, CAL. Geo. Yaeger, Agent
 TUCSON, ARIZ. P. F. Strauss, Ticket Agent
 VENTURA, CAL. M. F. Murphy, Agent
 VISALIA, CAL. C. C. Lary, Agent
 WATSONVILLE, CAL. R. H. Davis, Agent
 WOODLAND, CAL. J. Fingland, Jr., Agent



LAKE TAHOE, The Magnificent

CALIFORNIA-NEVADA

On Southern Pacific—Ogden Route. One Hour from Truckee

TEN DAYS' STOPOVER ALLOWED AT TRUCKEE ON ALL THROUGH RAILROAD AND PULLMAN TICKETS

Excellent Hotels. Camps with Log Cabins and Tents. Trout Fishing. Meals at Moderate Prices

Tahoe Tavern, Tallac, Al Tahoe, Glenbrook, Deer Park Springs, Homewood, McKinney's, Moana Villa, Pomin's, Rubicon Springs, Emerald Bay Camp, Fallen Leaf Lodge, Glen Alpine Springs, The Grove, Bijou, Lakeside Park, Brockway, Tahoe Vista, Carnelian Bay

This delightful side trip may be made in one day—including 75-mile Steamer Trip around Lake SPECIAL THROUGH SLEEPER

Leave Truckee daily, 7.45 p. m., arrive Ogden 11.55 a. m., arrive Salt Lake City 2.10 p. m.

Leave Salt Lake City daily, 4.15 p. m., leave Ogden 4.40 p. m., arrive Truckee 11.05 a. m.

Through sleepers daily between San Francisco and Truckee.

During the season, May 1st to October 15th, 1915, special fares are in effect from Truckee for side trips to Lake Tahoe, and can be availed of by holders of through tickets, namely:

To Tahoe Tavern and return.....	\$3.00	To Tahoe Tavern and return, for parties of 25 or more.....	\$1.50
To Tahoe Tavern and return, Sunday only.....	1.50	To Glenbrook and return, with stopover at any resort on the Lake.....	6.00
To Tahoe and return, including 75-mile steamer trip around Lake Tahoe.....	5.00	To Glenbrook and return, with stopover at any lake resort, for parties of 25 or more.....	3.00
To Tahoe Tavern and return, including Lake trip, Sunday only.....	3.00		

“SUNSET LIMITED”

A FAST DAILY TRAIN, SAN FRANCISCO—LOS ANGELES—NEW ORLEANS

NO EXTRA FARE

EASTBOUND

Lv. San Francisco (3rd Street Station) ..	5:00 p. m. Sun.
Lv. Los Angeles.....	8:15 a. m. Mon.
Lv. El Paso, Tex.....	9:45 a. m. Tue.
Ar. San Antonio, Tex.....	3:53 a. m. Wed.
Ar. Houston, Tex.....	10:00 a. m. Wed.
Ar. New Orleans, La.....	8:50 p. m. Wed.

WESTBOUND

Lv. New Orleans, La.....	11:00 a. m. Sun.
Lv. Houston, Tex.....	10:00 p. m. Sun.
Lv. San Antonio, Tex.....	4:30 a. m. Mon.
Lv. El Paso, Tex.....	10:15 p. m. Mon.
Ar. Los Angeles, La.....	9:45 p. m. Tue.
Ar. San Francisco (3rd Street Station)...	1:00 p. m. Wed.

San Francisco to New Orleans. 73h., 50m. Los Angeles to New Orleans. 58h., 35m. New Orleans to Los Angeles. 60h., 45m. New Orleans to San Francisco. 76h., 00m.

OIL-BURNING ENGINES—NO CINDERS, NO SMUDGE, NOR ANNOYING SMOKE

Observation Sleeping Car, with Drawing Room, six Compartments and Ladies' Parlor and Library, Writing Desk and Stationery; two 12-section Drawing Room Pullman Sleeping Cars and Best Dining Car in America.

A Tourist Pullman Sleeping Car is run daily between San Francisco and Washington, D. C., in connection with this train.

At New Orleans connection is made with fast trains to and from Eastern cities.

Connects with Southern Pacific's Atlantic steamships, sailing from New Orleans and New York every Wednesday and Saturday.

Lv. New Orleans, La.....	10:00 a. m. Wed., Sat.
Ar. New York, N. Y.....	7:00 a. m. Mon., Thu.

Lv. New York, N. Y.....	12:00 noon Wed. Sat.
Ar. New Orleans, La.....	10:30 a. m. Mon. Thu.

SOUTHERN PACIFIC

THE EXPOSITION LINE—FIRST IN SAFETY

PANAMA-CALIFORNIA EXPOSITION—SAN DIEGO—OPEN DAILY TO DECEMBER 31, 1915



REMARKABLE SAFETY RECORD OF THE SOUTHERN PACIFIC



The award of the Harriman Memorial Gold Medal to the Southern Pacific Company by the American Museum of Safety, "for the utmost progress in safety and accident prevention" in the twelve months ended June 30, 1913, follows the greatest record ever made by a railroad in safe operation of its trains.

During the twelve months named forty-two million passengers were carried the inconceivable aggregate distance of 1,756,482,000 miles—the equivalent of transporting the entire population of California, namely, 2,400,000 people, from San Francisco to Yuma, Ariz., 732 miles, and this without fatality to a passenger by collision or derailment of trains. Furthermore this was done in the four preceding years with the same immunity from loss of life, involving in all a total movement of over two hundred million passengers.

"Overland Limited"

EXTRA FARE \$10

Southern Pacific Union Pacific Chicago and North Western

Chicago in 63½ Hours

EASTBOUND

Lv. San Francisco (Ferry Station) 4:00 p. m.
Lv. Oakland (Sixteenth St. Station) 4:31 p. m.
Ar. Chicago (North Western Station) 9:30 a. m.

WESTBOUND

Lv. Chicago (North Western Station) 7:00 p. m.
Ar. Oakland (Sixteenth St. Station) 9:30 a. m.
Ar. San Francisco (Ferry Station) 10:10 a. m.

Connecting with Trains Arriving New York 4th Morning
A train providing the comforts and conveniences of Home, Hotel and Office.

Barber Shop, Shower Bath, Valet and Ladies' Maid. Clothes Pressing, Hairdressing, Massage, Manicuring.

A Stenographer for the business man, with daily Telegraphic News Items and Newspapers free.

Observation Car, Ladies' Parlor, Library, Buffet-Clubroom, Drawing Rooms, Compartments with 3-room Suites. Best Dining Car in America.

PROTECTED BY AUTOMATIC ELECTRIC BLOCK SAFETY SIGNALS

Southern Pacific

THE EXPOSITION LINE

"San Francisco Limited"

Southern Pacific Union Pacific
Chicago and North Western

Chicago in 69½ Hours

EASTBOUND

Leave San Francisco (Ferry Station) 2:20 p. m.
Leave Oakland (16th St. Station) 2:52 p. m.
Arrive Chicago (North Western Station) 1:30 p. m.

WESTBOUND

Leave Chicago (North Western Station) 9:35 p. m.
Arrive Oakland (16th St. Station) 8:08 p. m.
Arrive San Francisco (Ferry Station) 8:50 p. m.

Standard Pullman and Tourist Sleeping Cars.
Best Dining Car in America.

Southern Pacific

THE EXPOSITION LINE

"Shasta Limited"

EXTRA FARE \$5.00

From San Francisco, Ferry Station, 11:00 a. m.
To Portland, Tacoma and Seattle

Barber Shop, Shower Bath, Valet Service, Ladies' Maid, Manicuring, Hairdressing, Stenographer, Telegraphic News Items and Newspapers free.

Clubroom-Observation Car, Ladies' Parlor and Library, Standard Pullman Drawing-room Sleeping Cars. Compartment Car. Best Dining Car in America.

3 OTHER DAILY TRAINS FROM SAN FRANCISCO

"Portland Express" Lv. Ferry Station . . . 1:00 p. m.
"Oregon Express" " " " " . . . 8:20 p. m.
"Sound Special" " " " " . . . 11:40 p. m.

Southern Pacific

THE EXPOSITION LINE

MOUNT LASSEN

CALIFORNIA

A volcano in sight from car windows of "Shasta Route" trains, between San Francisco and Portland.

Situated in southeastern corner of Shasta County.

The peak is in view toward the east for thirty miles between Red Bluff and Redding, on "Shasta Route."

Air-line distance from points on Southern Pacific:

43 miles east of Red Bluff
41 miles east of Cottonwood and Anderson
47 miles east of Redding.

Elevation 10,577 feet above sea-level. The loftiest peak in this portion of the Sierras.

On May 30, 1914, renewed its previous activity and at frequent intervals has since been in eruption, emitting volumes of smoke thousands of feet, also rocks and ashes.

When crater is in eruption, passengers have the novel experience of a car-window view of a volcano in action.

Making Money Farming

Is a regular habit in Southern Pacific Districts. Southern Pacific lands are for sale in Northern California, good for grazing with some farming possibilities; in Southern California, for fruits, vegetables and grains; in Northern Nevada and Northwestern Utah, for general farming and stock raising. TERMS OF SALE—10 years' time, one-tenth cash. For information ask

Land Department Southern Pacific Company

801 Flood Building, San Francisco, Cal.
410 Grosse Building, Los Angeles, Cal.

The Great Salt Lake Cut-Off on Southern Pacific Ogden Route



TWENTY-THREE THOUSAND YEARS AGO a lake 346 miles long and 145 miles wide occupied the entire territory between the Rocky Mountains and Sierras. In time the lake level sank below the outlet through evaporation and the lake became salty, gradually getting smaller and saltier, until today all that remains of a vast inland sea is Great Salt Lake, 83 miles long and 51 miles wide—the saltiest body of water in the world except the Dead Sea.

A few years ago a master mind conceived the idea of a direct Line across Great Salt Lake to eliminate the curves and grades of a railroad running around the northern end of the lake. The result was the Great Salt Lake Cut-off which extends from Ogden to Lucin, 102.9 miles. On November 13, 1903, after 1½ years of effort, the Cut-off was completed, the greatest stretch being from Little Mountain to Lakeside—34 miles.

The Cut-off saves 43.8 miles of distance, 3.919 degrees of curvature and 1,515 feet of grade. The sharpest curve on the new line is 1½ degrees, as against 10 degrees on the old line. The heaviest grade is 21 feet to the mile, as against 90 feet on the old line.

For this saving in time the Southern Pacific spent \$4,500,000. This is the route of the "OVERLAND LIMITED," "PACIFIC LIMITED" and "SAN FRANCISCO LIMITED."

Yellowstone Park—

One night's ride from Ogden Season June 15 to September 15
 Leave Ogden *8.20 p. m., Arrive Yellowstone 6.45 a. m.

Direct Route Southern Pacific to Ogden, Oregon Short Line to Yellowstone Station, thence by stage through Park. 30 days stopover allowed on all classes of tickets. Leave Yellowstone *7.15 p. m., Arrive Ogden 6.15 a. m.

"Pacific Limited"

Southern Pacific Union Pacific
 Chicago, Milwaukee & St. Paul

To Chicago in 69 Hours

EASTBOUND		WESTBOUND	
Lv. San Francisco 10:20 A. M. (Ferry Station)	Lv. Chicago 10:45 A. M. (Union Station)	Lv. Oakland 8:50 A. M. (Sixteenth St. Station)	Ar. San Francisco 9:30 A. M. (Ferry Station) (3rd Morning)
Lv. Oakland 10:54 A. M. (Sixteenth St. Station)	Ar. Chicago 9:15 A. M. (Union Station) (3rd Morning)	Ar. San Francisco 9:30 A. M. (Ferry Station) (3rd Morning)	

Connecting with Limited trains of Eastern lines arriving New York fourth morning

Pullman Observation Sleeping Car with Ladies' Parlor, Library, Writing Desk and Stationery.

Standard Pullman Drawing-room, Compartment and Tourist Sleeping Cars. Best Dining Car in America.

Heavy Steel Rails, Rock Ballasted Tracks Protected by Automatic Electric Block Signals

"Golden State Limited"

Southern Pacific
 El Paso & Southwestern System
 Rock Island Lines

FAST DAILY TRAIN LOS ANGELES TO CHICAGO IN 68½ HOURS

Through Pullman Connection From San Francisco, Ferry Station, on Train No. 26, Leaving 6.00 P. M.

EASTBOUND	
Lv. San Francisco (Ferry Station).....	6.00 p. m.
Lv. Los Angeles	11.45 a. m.
Ar. Kansas City	7.30 p. m.
Ar. St. Louis	7.36 a. m.
Ar. Chicago	10.15 a. m.

WESTBOUND	
Lv. Chicago	8.05 p. m.
Lv. St. Louis	9.06 p. m.
Lv. Kansas City	10.45 a. m.
Ar. Los Angeles	2.30 p. m.
Ar. San Francisco (Ferry Station)	8.50 a. m.

Observation-Clubroom car with ladies' parlor and library. Writing Desks and Stationery. Barber Shop. Valet Service. Victrola. Best Dining Car in America.

The Quick Day Letter

Western Union Telegraph Service

FROM SOUTHERN PACIFIC STATIONS

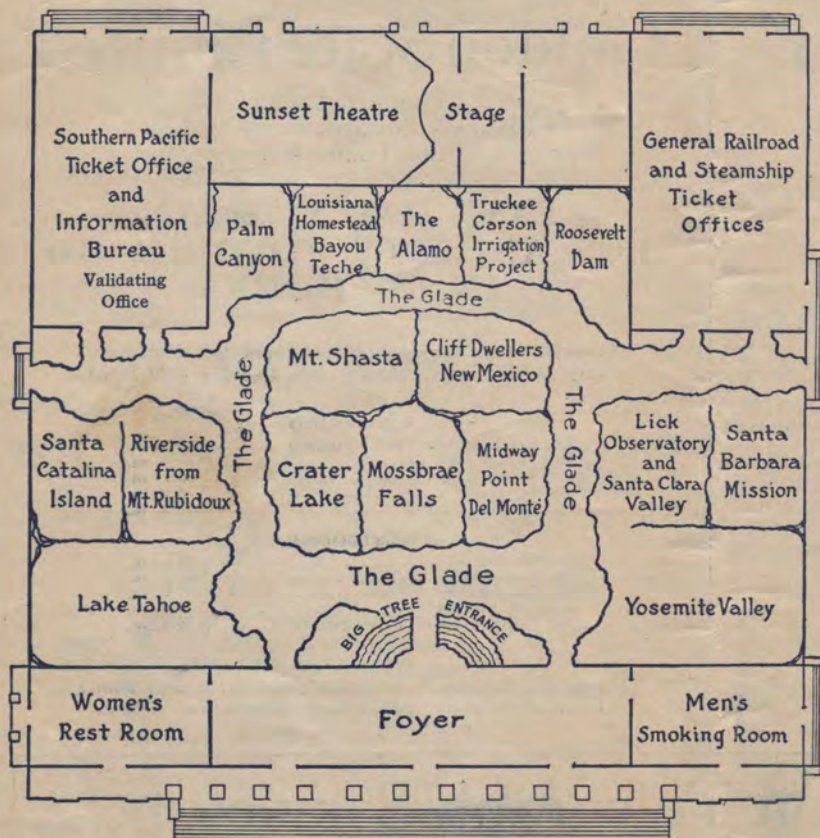
Telegraph Blanks in Observation, Parlor and Pullman Sleeping Cars

The Popular Night Letter

SHASTA LIMITED—THIRTY-THREE HOURS BETWEEN SAN FRANCISCO AND SEATTLE



Southern Pacific Building, Panama-Pacific International Exposition, San Francisco, California



Ground Plan, Southern Pacific Building, Panama-Pacific International Exposition, San Francisco, California

Brief Facts Concerning the Southern Pacific Building at the Panama-Pacific International Exposition

LOCATION: At eastern end and facing Palm Avenue, near Fillmore Street entrance, between west portal of Zone and Exhibit Palaces.

ARCHITECTURE: Classic. Ground space covered, 200 by 200 feet.

Every feature, convenience and facility of building free to public. No charge of any kind.

FOYER: Commodious and convenient for appointments. Make the building a rendezvous for yourself and friends.

WOMEN'S REST ROOM: Finished in California white pine. Pictures of California gardens. Competent attendant in charge, every comfort provided, and for those who need, the services of a Southern Pacific hospital nurse. Large balcony overlooking beautiful Avenue of Progress.

MEN'S REST ROOM: Finished in California white pine. Pictures of famous western fishing, hunting, sports and out-of-door scenes.

SOUTHERN PACIFIC TICKET OFFICE AND INFORMATION BUREAU: Northeast corner of building. For attending to wants of visitors with despatch. Service for the traveler, including sale of tickets, local, interline, excursion, Pullman, and the validating of round trip tickets. Information service. Finished in California white pine. Pictures, reproductions of Pacific Coast views; colored transparencies in windows. Special information desk for out-door clubs.

SUNSET THEATRE: Entrance from Southern Pacific Ticket Office. Modelled after "Little Theatre" in New York City. Has been devised not only for instructive entertainment but also as a place of rest, while aided by the music of a Kimball pipe organ. Seating capacity 350. Comfortable seats. Complete equipment for showing colored stereopticon slides and moving pictures. Lectures by Southern Pacific staff lecturers and others on industrial, agricultural and scenic subjects pertaining to territory served by Southern Pacific Lines.

GENERAL RAILROAD AND STEAMSHIP TICKET OFFICES: Southeast corner of building. Facilities for railroad, steamship, telephone and telegraph lines.

SEE THAT YOUR TICKET TO CALIFORNIA READS VIA SOUTHERN PACIFIC

The Glade—Southern Pacific Building

(See ground plan on opposite page.)

Designed to suggest in miniature some of the famous scenes along the lines of the Southern Pacific. Entrance from foyer through California Big Tree. Woodland setting with growing plants, shrubs, ferns, blooming wild flowers, giant cacti, palm, yucca, orange and lemon trees, redwood, pine, spruce, fir, toyon and other trees and plants typical of Great West. Paths lead from forest depths to sand-strewn desert, with the clear blue of a California sky overhead. The visitor comes upon unexpected views of scenes along the lines of the Southern Pacific. Here is the shimmering blue of Lake Tahoe; there the chasm of Yosemite, gem of National Parks. Here trickle Mossbrae Falls; there stand the head-gates of the great Truckee-Carson project. From Mt. Rubidoux one looks down upon the Riverside orange groves, with the snow-capped San Gabriel Mountains towering beyond and Glenwood Mission Inn offering its cool comfort. The blossom-laden Santa Clara Valley invites, and water rushes over the spillway of the mighty Roosevelt Dam as one looks upon the Salt River Canyon. Across placid Bayou Teche is a typical Louisiana plantation home, with Evangeline Oak in the foreground. From another point is a view of Palm Canyon with its native California palms. Peaceful Avalon Bay at Santa Catalina Island, the glacier-enameled dome of Mt. Shasta, the famous Alamo at San Antonio, and Santa Barbara Mission are reproduced. The Cliff Dwellings recall a vanished race, and smiling Carmel Bay invites to present pleasure. Desert and mountain, orchard, farm, and forest have all contributed to the exhibit.

THE SOUTHERN PACIFIC EQUIPMENT EXHIBIT IN PALACE OF TRANSPORTATION

Awarded Grand Prize for Equipment Exhibit
San Francisco Exposition, 1915

Among the numerous interesting displays are:

The "C. P. Huntington," first locomotive of the Central Pacific, built in 1863 and weighing 39,000 pounds.

Mallet Consolidation Locomotive No. 4043, one of the largest of this type in the world, reflecting advancement made in last half century. Weight 625,000 pounds. Built in 1912 in accordance with Southern Pacific's standard drawings and specifications by Baldwin Locomotive Works.

An engine of eight-wheel American type is cross-sectioned so as to show the interior mechanism and arrangement. The driving wheels, valves and piston are operated by electric power.

The first steel passenger car built in the United States. It was designed by the Southern Pacific and constructed in the Sacramento Shops in 1905, since which time the building of wooden cars has been discontinued.

Other equipment shown includes:

Electric steel motor car.	Double sheathed box car.
Electric steel street car.	Single sheathed box car.
Stock car.	Single sheathed automobile car.
Pacific Fruit Express car.	
Mikado Locomotive, Southern Pacific No. 3270, one of the largest of its type, is in the Exhibit of the Baldwin Locomotive Works.	
Postal car, designed by Southern Pacific and exhibited by United States Government as in operation five hours west of Ogden.	

There is also an exhibit of Shop Products and an operating pair of the Standard Automatic Electric Block Signals which have helped to make the Southern Pacific "First in Safety."

An important contribution to the illumination features of the Exposition is an Atlantic type Southern Pacific passenger locomotive which stands at Yacht Harbor opposite the Agricultural Building. This furnishes steam and smoke which are utilized in conjunction with the Exposition's battery of powerful scintillating searchlights for the production of striking lighting effects at night.

You Can Get



all the rooms you want in
San Francisco during
the Exposition and at
reasonable rates

FOR THE PURPOSE of making it as easy as possible to secure the particular kind of accommodations desired, and at guaranteed rates, the Official Exposition Hotel Bureau has been organized as a department of the Panama-Pacific International Exposition. This Bureau will make guaranteed reservations for hotel and other accommodations in any number required during the Exposition year.

BY OFFICIAL TABULATION there are 1106 hotels and rooming houses which, with 880 apartment houses, represents a total of 116,617 rooms with accommodations for 300,000 guests at any one time. In addition there are thousands of flats and rooms obtainable in private residences. Ninety-eight per cent of the hotels and apartment houses have been built within the last six years, so that they are all thoroughly modern and up-to-date.

SO THAT ALL may know that the hotel rates will be fair to all, a great majority of the hotels represented by the Bureau announce a general tariff of from \$1.00 to \$3.00 a person, per day, European Plan; and from \$3.50 and up a person, per day, American Plan. Reservations will be made at these rates for any date and for any length of time desired without fee or charge of any kind.

Make Your Reservations NOW

Address

OFFICIAL EXPOSITION HOTEL BUREAU

Press Building, Exposition Grounds
San Francisco, California

Exposition Fares to California

Round Trip Excursion Tickets to San Francisco, Oakland, Los Angeles and San Diego on sale daily to November 30th, 1915, via Southern Pacific, at following low fares from points named:

Atchison, Kan.	\$50.00	Omaha, Neb.	\$50.00
Chicago, Ill.	62.50	Peoria, Ill.	59.25
Denver, Colo.	45.00	Philadelphia, Pa.	92.95
Kansas City, Mo.	50.00	Pittsburg, Pa.	79.30
Memphis, Tenn.	57.50	St. Joseph, Mo.	50.00
Minneapolis, Minn.	63.85	St. Louis, Mo.	57.50
New Orleans, La.	57.50	St. Paul, Minn.	63.85
New York, N. Y.	94.30	Washington, D. C.	92.95

Correspondingly low fares from other points. Return limit of tickets three months from date of sale, but in no case later than December 31, 1915.

Fee for validating ticket for return trip, 50 cents.

California "Mission Play"

Third Season at San Gabriel

Performance Daily at 2:30 p. m. Wednesday and Saturday Nights at 8:15

San Francisco's Cool Summer Climate

**MEDIUM WEIGHT OVERCOATS AND WRAPS FREQUENTLY
REQUIRED MORNINGS AND EVENINGS**

San Francisco's average temperature the year round is 56 degrees. January, with a record of 49.1 degrees, is the coldest month in the year, and September, with 59.1 degrees, the warmest. Its summers are unusually cool, rendering it a most comfortable place of residence. The rainfall from April to November is so light that umbrellas are practically unnecessary. Figures covering 40 years give the average number of rainy days during these months as follows: April, 7; May, 4; June, 2; July, 1; August, 0; September, 2; October, 5; November, 6.

Visitors to San Francisco in the summer months should bring medium-weight overcoats and wraps in addition to their summer clothing, and be prepared frequently to dress mornings and evenings as they would in the middle west and eastern states during the spring and the late fall months. With ordinary precaution in dressing, the occasional morning ocean fogs and frequent coolness toward night will be found pleasant and refreshing.

Opposite conditions, however, control the climate of the great interior valleys of California like the Sacramento and San Joaquin and in the region south of the Tehachapi to the Imperial Valley. Higher temperature here prevails, and from May to September light-weight clothing is always worn during the day. The higher altitudes of adjacent mountain resorts, reached within a few hours or overnight, afford an almost ideal climate during this period.

Southern Pacific Publications

The following books and descriptive folders have been prepared with care. They are illustrated from the best photographs, and are of interest to the tourist, the settler, and the investor. They will be mailed to you free upon request addressed to CHAS. S. FEE, Passenger Traffic Manager, Southern Pacific Co., 968 Flood Building, San Francisco, California.

California Big Trees	36 pages
California Map Folder	18 pages
California for the Settler	64 pages
California Beach Resorts	32 pages
Great Salt Lake Cut-Off Primer	32 pages
High Points On Four Great Highways to the California Expositions	16 pages
Kings and Kern Rivers Canyon	16 pages
Netherlands Route, Sacramento River	32 pages
Nevada Map Folder	36 pages
Oregon for the Settler	68 pages
San Francisco Map Folder	42 pages
Side Trips Along Ogden Route	32 pages
Suggestions for Side Trips from San Francisco	32 pages
The Tahoe Country	32 pages
Truckee-Carson Irrigation Project, Nevada	28 pages
Yosemite National Park	48 pages
Wayside Notes—Sunset Route	36 pages
“ “ Shasta Route	16 pages
“ “ Ogden Route	16 pages

INDUSTRIES

Admirable facilities are offered by the

SOUTHERN PACIFIC COMPANY

OPERATING COST REDUCED TO A MINIMUM

If you are seeking a site for a manufacturing plant requiring electric power, you should carefully consider the excellent opportunities, natural advantages, cheap fuel and mild climate, with proximity to an ever-growing market, which the rapidly developing Pacific Coast territory affords.

INFORMATION COSTS YOU NOTHING

Write INDUSTRIAL AGENT

1088 Flood Building - - - - San Francisco, California
314 Pacific Electric Building - - - Los Angeles, California

Send Pacific Coast Fruits and Nuts to Your Friends

WELLS FARGO & COMPANY EXPRESS

Will execute your order and deliver prepaid to your eastern friends, parcels of nicely packed oranges, figs, raisins, olives, prunes and other fruits as well as almonds and English walnuts.

ASK ANY AGENT

Sacramento River Steamers Netherlands Route

BY DAY FROM SAN FRANCISCO

This delightful trip of 125 miles up the Sacramento River, through orchards, gardens and meadows, carries you to the Capital City of California. Leave San Francisco, Pier No. 7, Pacific St. Wharf, 8:30 a. m. daily, except Sunday, arriving Sacramento 7:00 p. m.; or leave San Francisco 12:00 noon daily, except Sunday, arriving Sacramento 4:00 a. m.

BY NIGHT FROM SACRAMENTO

Enabling you to leave Sacramento, K St. Wharf, at 9:00 p. m. daily, except Sunday, arriving at San Francisco at 7:00 a. m., or leave Sacramento 10:00 a. m. daily, except Sunday, arriving San Francisco about 11:55 p. m.

THE STEAMERS

The comfortable steamers "Navajo," "Apache" and "Modoc." State-rooms \$1.00 and \$1.50 to \$2.00, single berths 50c. The fare is \$1.50 one way. Breakfast and dinner, a la carte. Luncheon 50c. The cuisine and service are alike excellent.

AUTOMOBILES

Provision is made for your car if you wish to use it in the Capital City or in San Francisco. Ordinary baggage is carried free.

All Classes of railroad tickets are good on these steamers

For further particulars ask agents

Southern Pacific

Ship Your Package Freight

VIA

SOUTHERN PACIFIC

IN ITS THROUGH MERCHANDISE CARS

To and From

Chicago, Cincinnati, St. Louis, New Orleans, Galveston
and points beyond, including New York

To insure prompt and efficient handling of your less-than-carload shipments, utilize this up-to-date service.

Full information gladly furnished on application to any Southern Pacific agent or representative.

Shasta Region

Hotels in Picturesque Surroundings

Cottages with Hotel Service

Camps with Log Cabins and Tents

TROUT FISHING

In Upper Sacramento, Pitt and McCloud Rivers

RESORTS:

Shasta Springs, Lamoine, Sims, Sweet Briar, Castella, Castle Rock, Castle Crag, Dunsmuir, Upper Soda Springs, Shasta Retreat, Sisson, McCloud, Etc.

Only a Night's Ride from San Francisco, Oakland, Alameda, Berkeley, Sacramento, Stockton, San Jose, Etc.

REDUCED EXCURSION FARES

FOR FARES AND TRAIN SERVICE

ASK AGENTS SOUTHERN PACIFIC

SOUTHERN PACIFIC OIL BURNING ENGINES PREVENT FLYING CINDERS



A FEW POINTERS IN REFERENCE TO THE TIME TABLES. Index below provides convenient reference to location of through service tables, important traffic centers and to branch lines. All information contained in this folder subject to change without notice. In time tables where stations are in middle column and time on both sides, read the figures down on the left and up on the right. These tables show the time trains should arrive at and depart from the several stations, and connect with other trains, but their departure, arrival or connection at the time stated is not guaranteed. The time of connecting lines is published for the information of passengers, and every care is taken to keep it correct, but this company does not hold itself responsible for any errors or omissions therein. Where no time is shown, trains do not stop. A. M. time is shown in light figures; P. M. time is shown in dark figures. Note all reference marks very carefully.



TABLE OF CONTENTS

Pages
 1 Special Table Index and Blanks for Suggestions.
 2 General Officers and Representatives.
 3 Lake Tahoe and Side Trip Fares.
 3 The New "Sunset Limited."
 4 Remarkable Safety Record.
 4 "Overland Limited."
 4 "Shasta Limited" and other Shasta Route Trains.
 4 Mount Lassen, California.
 4 Making Money Farming.
 4 "San Francisco Limited."
 5 Great Salt Lake Cut-off.
 5 Yellowstone Park.
 5 "Pacific Limited."
 5 "Golden State Limited."
 5 Western Union Telegraph Service.
 6 Southern Pacific Building and Floor Plan.
 7 Southern Pacific Equipment Exhibit.
 7 Exposition Fares to California.
 7 San Francisco Hotels, 1915.
 7 California "Mission Play"
 8 San Francisco Summer Climate.
 8 Southern Pacific Publications.
 8 Industrial Department.
 8 Pacific Coast Fruits and Nuts.
 8, 38 Sacramento River Steamers.
 8 Southern Pacific Package Freight.
 8 Shasta Region.
 9, 10, 11 Station Index.
 12, 13 Useful Information.
 13 Steamer "Contra Costa"
 13 Dining Cars, Dining Halls, Dining Rooms, Grill Rooms.
 14 Pullman Sleeping Car Rates.
 14 Southern Pacific Lands.
 31 The Apache Trail of Arizona.
 41 Forest Fires.

CONDENSED THROUGH SCHEDULES.

15 Sunset Route—Condensed Time Table, East and Westbound.
 16, 17 Ogden Route—Condensed Time Table, East and Westbound.
 18 El Paso Route—Condensed Time Table, East and West.
 19 Shasta Route—Oregon Condensed Time Table, North and Southbound.
 21, 22 Tourist Car Lines—Condensed Schedules.
 20 Condensed Schedules—Chicago and New York.

LOCAL THROUGH SCHEDULES.

26 Sunset Route, San Francisco and Los Angeles, via Coast Line.
 27 " " San Francisco and Los Angeles, via San Joaquin Valley.
 22 Map of Oregon Lines.
 23 Map of California.
 24, 25 Map of United States, showing Southern Pacific Lines.
 29 Sunset Route, San Francisco, Los Angeles, El Paso, New Orleans.
 30 San Joaquin Valley Local Lines.
 31 Arizona Eastern R. R. and Branches.
 31 Southern Pacific of Mexico (West Coast Route).
 32 San Francisco, Sacramento, Reno, Ogden.
 42 Susanville, Fallon, Mound House, Metropolis.
 33 Ogden, Denver, Kansas City, St. Louis, Omaha.
 33 Ogden, Salt Lake City, Pueblo, Denver.
 34 San Francisco, Sacramento, Willows, Chico, Red Bluff.
 35 San Francisco, Ashland, Portland, Tacoma and Seattle.
 35 Portland, Tacoma, Seattle, via O.-W. R. R. & N. Co.—Klamath Falls Route.
 36 Oregon Lines and Connections.
 42 Reno, Silver Peak, Tonopah, Goldfield.

LOCAL TIME TABLES.

35 Netherlands Route, Sacramento River Points.
 37 Via Oakland Pier—San Francisco, Richmond, Port Costa, Elmira, Sacramento.
 37 " " San Francisco, Vallejo, Calistoga, Santa Rosa, Port Costa, Byron, Tracy.
 38 " " San Francisco, Stockton, Lodi, Galt, Sacramento, via Niles or Martinez.
 38 " " San Francisco, Oakdale, Angels, Tuolumne, Milton, Montpelier, Valley Spring.
 39 " " San Francisco, Oakland, San Jose, via Niles or Newark.
 40 " " San Francisco, Oakland, San Jose, Wright, Santa Cruz, Boulder Creek.
 42 " " San Francisco or Los Angeles and Yosemite Valley.
 39 Via Coast Line—Peninsula Service, San Francisco, Palo Alto, San Jose.
 40 " " San Francisco, Mayfield, Los Altos, Los Gatos, Santa Cruz, Boulder Creek.
 41 " " San Francisco, Oakland, San Jose, Hollister, Santa Cruz, Pacific Grove, Salinas.
 43 Southern California Branch Lines.
 44, 45 Foreign Local Connections.
 46, 47 Steamship Lines.

STATION INDEX

A	PAGE	PAGE	PAGE
Aberdeen, Wash.	35	Adobe, Cal.	30
Abilene, Tex.	33, 45	Acampo, Cal.	38
Abuya, Mex.	31	Acaponeta, Tepic, Mex.	31
		Acton, Cal.	28
		Adena, N. M.	29
		Agatha, Cal.	27

STATION INDEX

PAGE	PAGE	PAGE	PAGE
Ager, Cal.	35	Bakersfield, Cal., 15, 18, 21, 22, 28, 30, 42	36
Agnew, Cal.	39, 40	Balboa, Cal.	45
Agualcalientes, Son, Mex.	44	Baldwin, Cal.	45
Airle, Ore.	36	Baltimore, Md.	21, 29
Alameda, Cal., 27, 38, 39, 41, 42	35	Bamos, Sin., Mex.	31
Alamos, Son., Mex.	31	Bangle, Cal.	45
Albany, Ore.	19, 35, 36	Banning, Cal.	29
Alamitos Bay, Cal.	45	Banta, Cal.	27
Aldercroft, Cal.	40	Barber, Cal.	44
Alamitos Heights, Cal.	45	Bardin, Cal.	41
Alcalde, Cal.	30	Barlow, Ore.	35
Algodones, Mex.	43	Baron, Ore.	36
Alhambra, Cal.	43	Barrantes, Sin., Mex.	31
Alicia, Ariz.	31	Bartle, Cal.	44
Alma, Cal.	40	Barton, Cal.	30
Alpine Junc., Ore.	36	Bar View, Ore.	36
Alpine Tavern, Cal.	45	Bay City, Cal.	45
Altadena, Cal.	45	Bayocean, Ore.	36
Alta Mesa, Cal.	40	Bassett, Cal.	43
Altamont, Cal.	38	Batavia, Cal.	37
Altamont, Wyo.	35	Baths, Cal.	42
Altun, Cal.	45	Battle Mountain, Nev., 32, 44	36
Alturas, Cal.	44	Bay City, Ore.	36
Alvarado, Cal.	39, 40	Bay Point, Cal.	37, 38, 44
Alviso, Cal.	39, 40	Beatty, Nev.	45
Ameo, Cal.	2, 44	Beaumont, Cal.	29
Amodor City, Cal.	38	Beaumont, Tex., 15, 18, 29	36
American Fork, Utah	33	Beaverton, Ore.	36
Anaheim Landing, Cal.	45	Beckwith, Cal.	44
Anaheim, Cal.	43	Bellingham, Wash.	36
Anderson, Cal.	35	Bellflower, Cal.	39
Andrade, Cal.	43	Belmont, Cal.	35
Angels, Cal.	38	Bend, Ore.	45
Anita, Cal.	34	Benedic, Cal.	32, 34, 37, 38
Antelope, Cal.	32, 34	Ben Lomond, Cal.	40
Antioch, Cal.	27, 38	Benson, Ariz., 15, 18, 21, 29, 31, 44	30
Applegate, Cal.	32	Benton, Cal.	30
Aptos, Cal.	40, 41	Beowawe, Nev.	32
Araz Junc., Cal.	43	Berenda, Cal.	27, 28
Arbico, Cal.	27	Beresford, Cal.	39
Arbuckle, Cal.	34	Berg, Cal.	34
Areadia, Cal.	43, 45	Berkeley, Cal., 19, 21, 27, 32, 34, 37, 38, 41, 42	43
Arcata, Cal.	45	Bernice, Cal.	43
Arden, Cal.	40	Betabel, Cal.	41
Arena, Cal.	27	Bethany, Cal.	38
Arlington, Ore.	45	Beverly Hills, Cal.	45
Armons, Cal.	45	Biggs, Cal.	34
Armstrong, Cal.	38	Big Springs, Neb.	33
Armstrong, Kan.	33	Big Trees, Cal.	40
Army Point, Cal.	37	Biola Junc., Cal.	27
Arnaz, Cal.	45	Biisbee, Ariz.	44
Arno, Cal.	38	Blackburn, Nev.	44
Aromas, Cal.	41	Blackfoot, Idaho	42
Arrowhead Springs, Cal.	43, 45	Blair Junction, Nev.	42
Artesia, Cal.	45	Blair, Nev.	42
Aurora, Cal.	44	Blaisdell, Ariz.	29
Ashland, Ore.	19, 35	Bloomington, Cal.	43
Ashton, Idaho	44	Blue Canon, Cal.	32
Asilomar, Cal.	41	Blythe, Cal.	43
Asphalto, Cal.	30	Boca, Cal.	32, 44
Atascadero, Cal.	26	Bodie, Cal.	44
Athens, Cal.	42	Boise, Idaho	45
Athens, Tex.	18	Bonnie, Claire, Nev.	45
Atherton, Cal.	39	Boston, Mass.	21, 20
Athlone, Cal.	27	Boulder Creek, Cal.	40
Atlanta, Ga.	21, 29	Bowie, Ariz., 15, 18, 21, 29, 31	32
Atwater, Cal.	27	Bowler, Cal.	32
Auberry, Cal.	30	Boyers Grove, Cal.	45
Auburn, Cal.	32	Bradley, Cal.	26
Aumsville, Ore.	36	Branaman, Ariz.	31
Aurora, Nev.	44	Brawley, Cal.	43
Aurora, Ore.	35	Bray, Cal.	35
Austin, Nev.	44	Brentwood, Cal.	38
Avon, Cal.	37, 38, 42	Bretona, Cal.	34
Avondale, Ariz.	31	Bridgedale, Cal.	45
Avondale, La.	29	Bridgeport, Cal.	44, 45
Aztec, Ariz.	29	Bridger, Wyo.	33
Azusa, Cal.	43	Brighton, Cal.	38, 42
		Brito, Cal.	27
		Broadmead, Ore.	36
		Brookdale, Cal.	40
		Brooks, Ore.	35
		Brookhurst, Cal.	43
		Brown, Cal.	30
		Brownville, Ore.	36
		Buehli, Cal.	42
		Buckeye, Ariz.	31
		Buena Park, Cal.	43
		Buenos Ayres, Cal.	45
		Burlingame, Cal.	39, 41
		Burke, Mont.	44
		Butte Falls, Ore.	45
		Buttonwillow, Cal.	30
		Buxton, Ore.	36
		Byron, Cal.	27, 38
		Byron Hot Springs, Cal., 27, 38, 42	36

C

Cabazon, Cal.	39	Chico, Cal., 19, 34, 44	44
Calabasas, Ariz.	31	Chihuahua, Mex.	44
Calor, Cal.	35	Chiloquin, Ore.	35
Caloreta, Cal.	32	Chinese, Cal.	38
Clint, Tex.	29	Chino, Cal.	43
Clint, Tex.	29	Chittenden, Cal.	41
Clio, Cal.	44		
Caldor, Cal.	44		
Caldwell, Idaho	45		
Calexico, Cal.	45		
Caliente, Cal.	28		
Califa, Cal.	27		
Calipatria, Cal.	43		
Calistoga, Cal.	37, 42		
Call-of-the-Wild, Cal.	40		
Calwa, Cal.	28		
Camarillo, Cal.	43		
Cambray, N. M.	29, 31		
Campbell, Cal.	40, 41		
Cana, Cal.	34		
Cananea, Son, Mex.	31		
Canby, Ore.	35		
Cannon, Cal.	37		
Capitola, Cal.	40, 41		
Cape Horn, Cal.	32		
Carbo, Mex.	31		
Carbondale, Cal.	38		
Carlin, Nev.	32		
Carmel, Cal.	41		
Carnation, Ore.	36		
Carpinteria, Cal.	26, 48		
Caruthers, Cal.	30		
Carson City, Nev.	45		
Casa Grande, Ariz.	29		
Casaba, Ariz.	31		
Cascada, Cal.	30		
Casmalia, Cal.	26		
Castella, Cal.	35		
Castle, Cal.	38		
Castle Craig, Cal.	35		
Castle Gate, Utah	33		
Castle Rock, Cal.	35		
Castle Rock, Utah	33		
Castro, Ore.	39		
Cement, Cal.	44		
Centerville, Cal.	40		
Central City, Neb.	33		
Central Point, Ore.	35		
Centralia, Wash.	35		
Ceres, Cal.	27		
Chalfant, Cal.	30		
Chandler, Ariz.	31		
Chandler Junc., Ariz.	31		
Charlotte, N. C.	21		
Charter Oak, Cal.	43		
Chatsworth, Cal.	26, 43		
Chatsworth Junc., Cal.	43		
Chattanooga, Tenn.	29		
Chemawa, Ore.	35		
Chehalis, Wash.	35		
Cheyenne, Wyo.	16, 33		
Cheyenne Wells, Colo.	33		
Cherry Creek, Nev.	44		
Chicago, Ill., 16, 17, 18, 20, 21, 22, 29, 32, 53	27		
Chico, Cal.	19, 34, 44		
Chihuahua, Mex.	44		
Chiloquin, Ore.	35		
Chinese, Cal.	38		
Chino, Cal.	43		
Chittenden, Cal.	41		
Chitwood, Ore.	36		
Chowchilla, Cal.	27		
Christmas, Ariz.	31		
Chualar, Cal.	26		
Churchill, Nev.	42		
Cibola, Ariz.	43		
Cincinnati, Ohio	21, 29		
Circular Bridge, Cal.	45		
Cisco, Cal.	32		
Cisco, Tex.	45		
Citrus, Cal.	42		
Ciudad Juarez, Mex.	44		
Clackamas, Ore.	35		
Clarksburg, Cal.	38		
Clarksburg, Cal.	38		
Clavicle, Cal.	30		
Clay, Cal.	38		
Clearwater, Cal.	45		
Clements, Cal.	38		
Clems, Cal.	40		
Clifton, Ariz.	44		
Clifton, Nev.	42		
Cline, Tex.	29		
Clint, Tex.	29		
Clio, Cal.	44		
Clippert Gap, Cal.	32		
Cloverdale, Cal.	45		
Cloviss, Cal.	29		
Coachella, Cal.	29		
Cocahdale, Cal.	42		
Coalinga, Cal.	30		
Cobre, Nev.	32, 44		
Coburg, Ore.	36		
Cochise, Ariz.	18, 29, 31		
Cochran, Ariz.	36		
Cochran, Ore.	36		
Cocopah, Mex.	43		
Colefax, Cal.	32, 44		
Colville, Cal.	44, 45		
Colvinsville, Cal.	38		
Colma, Cal.	39		
Colmesneil, Tex.	18		
Colorado, Cal.	43		
Colorado Springs, Colo.	33		
Colton, Cal., 15, 18, 21, 29, 31, 33, 43	33		
Columbia, Utah	33		
Columbus, Neb.	33		
Columbus, Tex.	29		
Colusa Junc., Cal.	34		
Compton, Cal.	45		
Conestock, Ore.	35		
Conestock, Tex.	29		
Conception, Cal.	26		
Concord, Cal.	42		
Congress Junc., Cal.	40		
Conley, Cal.	38		
Cooperstown, Cal.	38		
Cooper, Cal.	41		
Cooper Flat, Nev.	44		
Copper Lake, Ore.	36		
Cordelia, Cal.	42		
Corning, Cal.	34		
Coromar, Cal.	26		
Corral, Mex.	31		
Corrigan, Tex.	18		
Cottage Grove, Ore.	35, 45		
Cottonwood, Cal.	35		
Courtland, Cal.	35		
Courtland, Ariz.	31		
Covallis, Ore.	36		
Covina, Cal.	43		
Covina Junc., Cal.	45		
Cowell, Cal.	44		
Coyote, Cal.	41		
Coyote Ave., Cal.	45		
Crabtree, Ore.	36		
Crafton, Cal.	43		
Craygold, Cal.	27		
Crescentia, Cal.	45		
Creswell, Ore.	35		
Crockett, Cal.	37, 38		
Crowley, La.	29		
Crows Landing, Cal.	27		
Culiacan, Sin., Mex.			



STATION INDEX-Continued



Table with 10 columns: PAGE, City/State, PAGE, City/State, PAGE, City/State, PAGE, City/State, PAGE, City/State. Lists various cities and states such as Currie, Nev., Dallas, Tex., Denver, Colo., etc.

"OVERLAND LIMITED"-EXTRA FARE TRAIN-63 1/2 HOURS-SAN FRANCISCO TO CHICAGO



USEFUL INFORMATION—NOTICE.—These Time Tables are subject to change without notice and passengers should apply to the Station Ticket Agent for further information as to the stopping of trains, and before purchase of tickets should inquire of Ticket Agent whether the train they desire to take stops at station to which they desire ticket.



STANDARDS OF TIME USED—Pacific Time is used on all Lines of the Southern Pacific (Pacific System) except between Yuma and El Paso, where Mountain Time is used. Mountain Time is one hour later than Pacific Time.

PASSENGERS CAN AID in making the SAFETY FIRST movement more successful —by not getting on or off moving trains; by not placing baggage or packages in the aisles for others to fall over; by not placing too large baggage or packages in the racks of cars; by not throwing bottles or other objects, or putting their heads or arms out of car windows; by seeing that open windows are securely latched before putting arms or hands on sill; by looking both ways before crossing the tracks; by not standing on or too near the tracks.

PASSENGERS ARE NOT ALLOWED to stand in vestibules or on platforms of cars. It is safer to remain seated while train is in motion.

PERFECT PASSENGER SERVICE—It is the intention of the Company to provide the best possible passenger service. Careful attention is given to details; sensible schedules at convenient hours and "on time" arrival; smooth runs, permitting sleep; thoroughly clean cars, heated and ventilated with care; regulated speed; excellence of dining car meals and service; attentive and courteous employes; constant inspection. Suggestions in detail as to improvement of our service or complaints of failure to give "perfect" service in any particular, are invited. Address Inspector of Transportation, Room 1078 Flood Building, San Francisco, California. Complaints or criticisms should give specific information (date, time, train, car, etc.), to enable us to locate the matter promptly. Signed communications will be very much appreciated and duly acknowledged.

TICKET OFFICES at all important stations are open thirty minutes before the departure of trains, and passengers should purchase tickets before boarding trains, otherwise extra fare will be charged.

Tickets should be procured only at regular ticket offices. Numerous expired, lost, stolen or counterfeit tickets are in the hands of unauthorized persons. No responsibility attaches to a railroad company for refusal to accept such tickets for passage, and, if presented, Conductors are instructed to take them up and collect fares.

PURCHASE TICKET AT HOME—Improvement in station facilities are frequently based on the passenger revenue collected at that station, consequently it is to your interest to purchase tickets of your home agent whenever possible.

LOST ARTICLES—Ticket agents will do all in their power to assist in the recovery of lost articles. Passengers should not only give a full description of the property, but should state date of loss, number of train and whether left in a coach or Pullman car.

All articles found on Southern Pacific trains are forwarded to the Superintendent of the division on which they are found.

LOST TICKETS—Railway Companies are not responsible for lost or stolen tickets, and they are no longer bulletined to conductors; therefore, all possible precaution should be taken to prevent their loss. Upon purchasing through tickets passengers should make a memorandum of the "Destination," "By what Railway issued," "Form number," "Consecutive number" and "Place and date of sale," also of the consecutive numbers of their baggage checks. This will aid in their recovery if lost or stolen.

If you lose your ticket you are out of pocket the value thereof. The railroad company is under no obligation to give you another in its place, nor to allow you to ride free. Give notice of your loss to the conductor. Pay your fare to him or purchase another ticket from first ticket station. Take conductor's or ticket agent's receipt for the amount paid. When you reach your destination write to the General Passenger Agent of the road of which you bought your ticket, enclose receipt and explain the circumstances. If your tickets is found and returned unused the company will refund your money.

PERSONS DESIRING COUPON TICKETS at stations where they are not regularly on sale can procure them by giving Ticket Agent sufficient notice to enable him to procure them from a Coupon Ticket Office.

CONTRACT TICKETS are good only for the transportation of the person whose name is indicated thereon, and are NOT TRANSFERABLE. Agents will see that original purchasers sign their own names on such tickets. Married women should be requested to sign their own legal signatures to tickets. For instance, the signature of Mrs. John W. Smith should appear as Mary J. Smith.

Heads of families may sign names of members of their families when traveling with them, being governed by the above instructions. If party is not going to make entire trip together a ticket must be signed by each person.

ADJUSTMENT OF FARES—In the event of any disagreement with the conductor concerning the tickets, privileges allowed, etc., passengers should pay the conductor's claim, take his receipt, and refer the case for adjustment to the General Passenger Agent, San Francisco, California, Los Angeles, California or Portland, Oregon. The conductor has no discretionary powers, but is governed by rules which he is not authorized to change. He will advise you to which point to apply for adjustment.

CHILDREN'S FARES—Children under 5 years of age when accompanied by parents or guardians will be carried free, except locally in New Mexico they will be carried free up to the age of 6 years. Children over the age at which free transportation is allowed but under 12 years of age, are required to pay half fare. Those 12 years of age and over must pay full fare.

The law requires the passenger to pay and the railway company to collect published tariff fares for children when of sufficient age, and passengers are cautioned to purchase tickets before boarding trains for children accompanying them, thus avoiding the payment of excess fare which is always collected from adults and children when passengers board trains at stations where ticket offices are open without purchasing transportation.

BAGGAGE not exceeding one hundred and fifty pounds to each full ticket, and seventy-five pounds to each half ticket, will be checked and carried free on passenger trains. No single piece of baggage weighing over two hundred and fifty pounds will be checked; baggage in excess of one hundred and fifty (150) pounds for each full ticket and seventy-five (75) pounds for each half ticket will be charged for at tariff rates, which are usually about one-sixth of the ticket rate per one hundred pounds.

Baggage of Excess Size—(a) For any piece of baggage any dimension of which exceeds forty-five (45) inches, there will be a charge for each inch or fraction thereof in excess of forty-five (45) inches for each such dimension equal to the charge for five (5) pounds of excess weight, measurements to include gable or dome shaped ends or similar protuberances. (b) Any piece of baggage the greatest dimension of which exceeds seventy-two (72) inches will not be transported in regular baggage service.

Exceptions—The regulations in this rule will not apply to the following: (1) Immigrant baggage checked at port of landing. (2) Whips in flexible cases not exceeding ninety (90) inches in length, nor twelve (12) inches in diameter at the base, nor one hundred (100) pounds in weight. (3) Public entertainment paraphernalia. (4) Corpses.

Baggage is limited to wearing apparel and effects necessary for the passenger's journey, and liability is limited to one hundred dollars (\$100.00) on each full ticket, and fifty dollars (\$50.00) on each half ticket unless a greater value is declared at time of checking and regular charge for excess value paid. The charge for excess value is usually one-tenth of the charge for one hundred pounds of excess baggage, per one hundred dollars or a fraction thereof of excess value with a minimum collection of twenty-five cents.

Baggage for stations where there is no agent must be claimed at baggage car door immediately on arrival at station; otherwise it will be carried to next station where agent is on duty and held for further orders.

Storage charge for baggage remaining in baggage-rooms more than twenty-four hours. Passengers paying excess baggage will receive Excess Baggage Check, showing amount paid, which must be delivered to agent with checks when baggage is claimed.

As a matter of precaution the owner's name and address should be marked upon each trunk or piece of baggage, and the owner should make a note of the number of his check to aid in recovery in case of loss.

Baggage cannot be checked to a point short of destination of ticket, except to points where stop-over is allowed.

It is unlawful for the railroad to transport baggage containing fireworks or other explosives and dangerous articles.

BAGGAGE ON MOTOR CARS—In order to provide greater facilities for transportation of passengers, this Company has placed motor cars in service between certain points. Owing to limited space provided for baggage, the Company does not guarantee transportation of baggage in these cars and will not be responsible for any delay by reason of failure to handle baggage therein.

BEFORE ENTERING THE CARS ask the Ticket Agent, Brakeman or Conductor whether the train stops at the station to which you may be ticketed. There are stations at which some trains do not stop.

PARCEL ROOMS—Parcel rooms will be found at the principal stations, where packages, hand baggage, etc., may be checked and cared for at a nominal charge.

REDEMPTION OF TICKETS—Unused local tickets of this Company's issue will be redeemed at tariff fare, on date of sale, by selling agent. Such tickets if not presented for redemption on date of sale, also unused portions of other tickets issued by this Company will be redeemed from original purchaser only, under established rules; by the General Passenger Agent, San Francisco, California, Los Angeles, California or Portland, Oregon to whom application can be made personally or by letter. Satisfactory explanation must be made of the partial or non use of ticket.

DO NOT DISPOSE OF YOUR TICKETS TO UNAUTHORIZED DEALERS—If you do not have time to attend to the matter refer it to the Ticket Agent at your station, who will attend to its adjustment for you.

The unused portions of tickets issued by other roads should be sent to the General Passenger Agent of issuing road.

PULLMAN ACCOMMODATIONS—Sleeping Car berths can be secured from the nearest Southern Pacific Agent. Southern Pacific Agents will also secure reservations beyond our lines for passengers so destined. Pullman Conductors and train employes on Southern Pacific trains will assist passengers in securing sleeping car accommodations on trains of connecting lines. Use of Upper Berth is economical, being 20% less than Lower Berth. The Upper Berths also are commodious, comfortable and well ventilated.

DOGS not exceeding twenty-five dollars (\$25) in value when not intended for exhibition, if muzzled will be checked and transported in baggage cars and charge made at regular excess baggage rate for gross weight.

The minimum charge will be the regular charge for one hundred pounds of excess baggage between the same points. Locally in Arizona, California, Nevada and Oregon, if passengers wish to release all liability they may place their dogs in baggage cars under charge of train-baggage men. If the dog is not checked, this Company will not be responsible if it escapes or is injured.

Train Baggage men are not allowed under any circumstances to ask remuneration for caring for dogs handled at owner's risk, but may accept such sums as may voluntarily be tendered them by owner.

LIMIT OF TICKETS—Through first-class, second-class and round-trip tickets are closely limited as to time. With the desire to accommodate our patrons so far as possible, such tickets, when presented by passengers on our line prior to midnight of date of expiration of limit, will be honored for continuous passage to destination on our line. Local Tickets of this Company's issue must be used on or before midnight of the day following date stamped on ticket, and will be honored only for continuous passage.

(Continued on next page)

FOR GENERAL INFORMATION AT PRINCIPAL STATIONS "ASK THE MAN IN GRAY"



USEFUL INFORMATION—Continued—NOTICE.—These Time Tables are subject to change without notice and passengers should apply to the Station Ticket Agent for further information as to the stopping of trains, and before purchase of tickets should inquire of Ticket Agent whether the train they desire to take stops at station to which they desire ticket.



SPECIAL CARS—Chartered sleepers, special or private cars, will be hauled over these lines for twenty authorized fares, provided not more than twenty persons occupy a car; each person in excess of twenty must hold proper transportation.

PERSONS UNABLE TO TRAVEL ALONE—Unless accompanied by attendants holding transportation, tickets will be refused all persons who by reason of their physical or mental disability are unable to travel alone. No tickets will be sold or transportation furnished persons suffering from contagious diseases and whose presence may constitute a menace to the health of other passengers.

A PLAN TO ADOPT WHEN SENDING FOR A RELATIVE OR FRIEND—Call on the nearest Agent of the Southern Pacific Company, advise him what you want, and he will do the rest.

Upon deposit of the necessary amount, he will arrange by telegraph for delivery of ticket or tickets and cash to whatever address is furnished without charge.

The transportation will be issued via the shortest and best route available, and all details of the journey arranged to the satisfaction of the party sent for, while the depositor will be relieved of any care, worry or expense in connection with the transaction. TRY IT.

LIGHTED MATCHES, CIGAR BUTTS AND CIGARETTES should not be thrown from train or out of car windows. The danger of starting fires in grass, grain or timber is great and serious damage may result.

STOPOVERS are permitted by the Southern Pacific Company at all points on its road in Arizona, California, Nevada, Oregon and Utah to holders of all classes of tickets covering passage through its gateways of Ogden, El Paso, Deming, Los Angeles or Portland as follows:

- (a) Through Tickets, first or second class, of other roads issue within the final limit of the ticket, regardless of destination, upon application to train conductor.
- (b) Through Tickets, of Southern Pacific issue, first or second class, sold at points on its road for destinations beyond the gateways above mentioned within the final limit of the ticket, upon application to train conductors in the case of tickets for first-class passage and upon application to agents at time of purchase in the case of tickets for second-class passage.
- (c) Through Tickets of other roads' issue covering second-class passage through Portland, for points in Oregon only, within thirty days from date ticket was sold, and confined to points in Oregon only.
- (d) Special stopovers not to exceed ten days, are permitted at the points below named on tickets, first or second class, of Southern Pacific Company or of foreign lines' issue covering passage through the gateways below shown, as follows:
- (r) Truckee, Cal., May 1st to October 15th, each year (for side trip to Lake Tahoe) via Ogden, Utah, or via Mina, Nev., to or from points west of Truckee, via Mina being on tickets for first-class passage only.

- (2) Merced, Cal., any day during the year (for purchasers of side trip tickets to Yosemite Valley), all classes good for passage through Merced.
- (3) Del Monte Junction, Santa Cruz, Paso Robles, Byron Hot Springs, Cal., any day during the year, via Ogden, Utah; El Paso, Tex.; Deming, N. M.; Portland, Ore.; Salt Lake City, Utah; or Albuquerque, N. M., or on local interline tickets between San Francisco or points beyond and Los Angeles or points beyond, good for passage through Del Monte Junction, Santa Cruz, Paso Robles or Byron Hot Springs, as the case may be.
- (4) Weed, Cal., any time during the year (for side trip to Klamath Lake region), or at Shasta Springs, or Sisson, Cal., June 1st to September 1st, each year, via Portland, Ore., from or to Roseville, or Davis, Cal., or points beyond.
- (5) Ogden, Utah, as long as desired, June 15th to September 15th, each year (for side trip to Yellowstone Park) good for passage through Ogden.
- (6) Maricopa, Ariz. (for side trip to Phoenix, Ariz.), not to exceed 10 days, and Benson or Tucson, Ariz., any time during the year, not to exceed 14 days (for side trip to points in Mexico), via El Paso or Deming, from or to points in California, Oregon, Washington or British Columbia.
- (7) Colton, Riverside or San Bernardino, Cal., any day during the year on tickets of other roads' issue for westward passage only via El Paso or Deming and to Los Angeles and points west, north or south.
- (8) Niland, Cal., any day during the year up to Dec. 31 1915 on first or second class one way closely limited or second class colonist tickets of other roads' issue for westward passage only via El Paso or Deming for Redlands Junction, Cal., or points west.
- (9) Reno, Fernley or Hazen, Nev., and day during the year (for side trip to points south of Hazen or north of Reno or Fernley), on tickets of foreign roads' issue covering westward passage only via Ogden to points in California or Oregon.
- (10) Stopover privileges are also permitted at all points on its Pacific System on all-year tourist and summer excursion tickets within the going limit or the final return limit of the ticket, as the case may be, except that continuous passage is required in California on going trip of summer excursion tickets sold in California for eastern destinations.
- (11) The Pullman Company will grant stopovers on standard and tourist car berth tickets at the following named points: Castle Crags, Cal., El Paso, Texas, Merced, Cal., Ogden, Utah, Paso Robles, Cal., Shasta Springs, Cal., Sisson, Cal., and Truckee, Cal.

Complete details covering conditions, etc., under which the special stopover privileges above shown are given, may be found in General Passenger Department Circular No. 2539.

LARGEST FERRY BOAT IN THE WORLD—The Southern Pacific steamer "Contra Costa," train carrier between Port Costa and Benicia, across the Straits of Carquinez, is twice as powerful as the "Solano," train carrier between same points. The "Contra Costa" is of steel, 433 feet long, 116 feet wide. Four tracks with 12-foot centers will accommodate two locomotives, and either 36 freight cars or 24 passenger cars.

BEST DINING CAR IN AMERICA

DINING CARS—See list of trains below. High Standard of Excellence.

LUNCH CAR—Mina to Sparks.

DINING HALLS at Oakland Pier, Los Angeles, Indio, Tracy, Sacramento, Truckee, Imlay, Carlin, Montello and Ogden.

DINING ROOMS on Sacramento River Steamers, between San Francisco and Sacramento.

GRILL ROOMS on Ferry Boats between San Francisco and Oakland Pier and Alameda Pier; Oakland Harbor Route; Vallejo Junction and Vallejo; Port Costa and Benicia.

No.	Train—Subject to change without notice	From	To	No.	Train—Subject to change without notice	From	To
1	Overland Limited	Chicago, Ill.	Oakland, Cal.	19	Pacific Limited	Chicago, Ill.	Oakland, Cal.
1	Californian	Chicago, Ill.	Los Angeles, Cal.	20	"	Oakland, Cal.	Chicago, Ill.
2	Overland Limited	Oakland, Cal.	Chicago, Ill.	21	Coaster	Los Angeles, Cal.	San Francisco, Cal.
2	Californian	Los Angeles, Cal.	Chicago, Ill.	22	"	San Francisco, Cal.	Los Angeles, Cal.
3	Golden State Limited	Chicago, Ill.	Los Angeles, Cal.	25	Owl Limited	Los Angeles, Cal.	Oakland, Cal.
4	"	Los Angeles, Cal.	Chicago, Ill.	26	"	Oakland, Cal.	Los Angeles, Cal.
5	San Francisco Limited	Ogden, Utah	Oakland, Cal.	48	El Dorado	Oakland, Cal.	Sacramento, Cal.
6	Atlantic Express	Colfax, Cal.	Carlin, Nev.	49	San Joaquin Valley Flyer	Fresno, Cal.	Port Costa, Cal.
7	Sunset Mail	New Orleans, La.	Beaumont, Tex.	50	"	Oakland, Cal.	Fresno, Cal.
7	Valley Express	Bakersfield, Cal.	Merced, Cal.	51	Fresno Passenger Cafe Parlor Car	Bakersfield, Cal.	Oakland, Cal.
8	Sunset Mail	San Antonio, Tex.	Lake Charles, La.	50	"	Oakland, Cal.	Fresno, Cal.
8	Valley Express	Port Costa, Cal.	Bakersfield, Cal.	53	Exposition Special	Portland, Ore.	Oakland, Cal.
9	Sunset Express	Lake Charles, La.	Los Angeles, Cal.	54	Sound Special	Oakland, Cal.	Portland, Ore.
9	San Francisco Limited	Oakland, Cal.	Colfax, Cal.	75	The Lark	Los Angeles, Cal.	San Francisco, Cal.
10	"	Imlay, Nev.	Ogden, Utah	76	"	San Francisco, Cal.	Los Angeles, Cal.
10	Sunset Express	Los Angeles, Cal.	San Antonio, Tex.	77	Shore Line Limited	Los Angeles, Cal.	San Francisco, Cal.
10	"	Houston, Tex.	New Orleans, La.	78	"	San Francisco, Cal.	Los Angeles, Cal.
11	Shasta Limited	Seattle, Wash.	Oakland, Cal.	79	Stockton Flyer Cafe Observation Car	Stockton, Cal.	Oakland Pier, Cal.
12	"	Oakland, Cal.	Seattle, Wash.	80	"	Oakland Pier, Cal.	Stockton, Cal.
13	San Francisco Express	Roseburg, Ore.	Oakland, Cal.	83	Bakersfield, Pass. Buffet Observation Car	Bakersfield, Cal.	Oakland Pier, Cal.
14	Portland Express	Oakland, Cal.	Portland, Ore.	84	"	Oakland Pier, Cal.	Bakersfield, Cal.
15	Oregon Express	Portland, Ore.	Oakland, Cal.	86	Oak Fields Flyer Cafe Parlor Car	Fresno, Cal.	Bakersfield, Cal.
16	"	Sacramento, Cal.	Roseburg, Ore.	101	Sunset Limited	New Orleans, La.	San Francisco, Cal.
17	Seashore Express	Los Angeles, Cal.	Oakland, Cal.	102	"	San Francisco, Cal.	New Orleans, La.
18	"	Oakland Pier, Cal.	Los Angeles, Cal.				

SOUTHERN PACIFIC OIL-BURNING ENGINES PREVENT FLYING CINDERS

PULLMAN SLEEPING CAR RATES

As quoted by Pullman Company August 3, 1915, subject to change without notice. Rates apply only via direct routes as authorized by tariffs on file with the Interstate Commerce Commission. A drawing-room is a private compartment with an upper and lower berth, and a sofa which can be converted into a lower berth and toilet annex. A stateroom is a private compartment with an upper and lower berth. A section is a lower and upper berth directly above. The purchaser of a berth, either upper or lower, has exclusive right to its occupancy.

BETWEEN	STANDARD CAR				TOURIST CAR		BETWEEN	STANDARD CAR				TOURIST CAR	
	Lower Berth	Upper Berth	Com-part-ment	Draw-ing Room	Lower Berth	Upper Berth		Lower Berth	Upper Berth	Com-part-ment	Draw-ing Room	Lower Berth	Upper Berth
El Paso, Tex. and Atlanta, Ga.	\$ 8.75	\$ 7.00	\$24.50	\$31.00	\$ 5.00	\$ 4.00	Portland, Ore. and Redding, Cal.	\$ 3.25	\$ 2.60	\$ 9.50	\$12.00	\$ 1.75	\$ 1.40
" and Baltimore, Md.	12.50	10.00	35.00	44.00			" and Roseburg, Ore.	1.75	1.40	5.00	7.00	1.00	1.00
" and Beaumont, Tex.	5.50	4.40	15.50	20.00	3.00	2.40	" and San Antonio, Tex.	14.50	11.60	41.00	51.00		
" and Benson, Ariz.	2.00	1.60	6.00	7.00	1.00	1.00	" and San Francisco, Cal.	4.50	3.60	13.00	16.00	2.50	2.00
" and Chattanooga, Tenn.	8.75	7.00	24.50	31.00			" and San Jose, Cal.	4.75	3.80	13.50	17.00	2.50	2.00
" and Charlotte, N. C.	11.00	8.80	31.00	39.00	6.00	4.80	" and Santa Barbara, Cal.	2.75	2.20	8.00	10.00	1.50	1.20
" and Chicago, Ill.	8.50	6.80	24.00	30.00	4.25	3.40	" and Sisson, Cal.	2.75	2.20	8.00	10.00	1.50	1.20
" and Cincinnati, Ohio.	9.50	7.60	27.00	34.00	5.00	4.00	San Francisco, Cal. and Albany, Ore.	4.00	3.20	11.50	14.00	2.25	1.80
" and Deming, N. M.	1.50	1.25	5.00	6.00			" and Ashland, Ore.	2.50	2.00	7.00	9.00	1.25	1.00
" and Galveston, Tex.	5.50	4.40	15.50	20.00	2.75	2.20	" and Atlanta, Ga.	14.50	11.60	41.00	51.00	7.25	5.80
" and Houston, Tex.	5.00	4.00	14.00	18.00	2.75	2.20	" and Bakersfield, Cal.	2.00	1.60	6.00	7.00	1.00	1.00
" and Los Angeles, Cal.	5.00	4.00	14.00	18.00	2.75	2.20	" and Baltimore, Md.	17.50	14.00	49.00	62.00		
" and Louisville, Ky.	9.25	7.40	26.00	33.00	5.00	4.00	" and Burlington, Iowa.	12.50	10.00	35.00	44.00	6.25	5.00
" and Maricopa, Ariz.	2.50	2.00	7.00	9.00	1.50	1.20	" and Cheyenne, Wyo.	8.50	6.80	24.00	30.00	4.25	3.40
" and Memphis, Tenn.	7.00	5.60	20.00	25.00	3.75	3.00	" and Chicago, Ill.	13.00	10.40	36.50	46.00	7.00	5.60
" and Montgomery, Ala.	8.25	6.60	23.50	29.00	4.50	3.60	" and Cleveland, Ohio.	15.00	12.00	42.00	53.00	8.00	6.40
" and Nashville, Tenn.	8.75	7.00	24.50	31.00			" and Cincinnati, Ohio.	14.50	11.60	41.00	51.00	7.50	6.00
" and New Orleans, La.	7.00	5.60	20.00	25.00	3.50	2.80	" and Dallas, Texas.	10.75	8.60	30.00	38.00	5.50	4.40
" and New York, N. Y.	13.50	10.80	37.00	46.00			" and Deming, N. M.	6.75	5.40	19.00	24.00	3.50	2.80
" and Philadelphia, Pa.	13.00	10.40	36.00	46.00			" and Denver, Colo.	9.00	7.20	25.50	32.00	4.50	3.60
" and San Antonio, Tex.	3.75	3.00	10.50	14.00	2.00	1.60	" and Des Moines, Iowa.	11.75	9.40	33.00	42.00	6.25	5.00
" and San Francisco, Cal.	7.00	5.60	20.00	25.00	3.50	2.80	" and El Paso, Tex.	7.00	5.60	20.00	25.00	3.50	2.80
" and St. Louis, Mo.	7.50	6.00	21.00	27.00	4.00	3.20	" and Eugene, Ore.	3.75	3.00	10.50	14.00	2.00	1.60
" and Tucson, Ariz.	2.00	1.60	6.00	7.00	1.25	1.00	" and Fresno, Cal.	1.50	1.25	5.00	6.00	1.00	1.00
" and Washington, D. C.	12.50	10.00	35.00	44.00	6.50	5.20	" and Fort Worth, Tex.	10.50	8.40	29.50	37.00	5.25	4.20
" and Yuma, Ariz.	3.50	2.80	10.00	13.00	1.75	1.40	" and Galveston, Tex.	10.50	8.40	29.50	37.00	5.25	4.20
Los Angeles, Cal. and Albany, Ore.	6.25	5.00	17.50	22.00	3.25	2.60	" and Goldfield, Nev.	3.25	2.60	9.50	12.00		
" and Ashland, Ore.	4.50	3.60	13.00	16.00	2.50	2.00	" and Grand Junction, Colo.	6.75	5.40	19.00	24.00	3.50	2.80
" and Atlanta, Ga.	13.50	10.80	38.00	48.00	7.25	5.80	" and Houston, Tex.	11.50	9.20	32.50	41.00	5.25	4.20
" and Bakersfield, Cal.	1.50	1.25	5.00	6.00	1.00	1.00	" and Kansas City, Mo.	11.00	8.80	31.00	39.00	5.75	4.60
" and Baltimore, Md.	17.50	14.00	49.00	62.00			" and Klamath Falls, Ore.	2.50	2.00	7.00	9.00		
" and Burlington, Iowa.	12.50	10.00	35.00	44.00	6.25	5.00	" and Little Rock, Ark.	12.00	9.60	34.00	42.00		
" and Cheyenne, Wyo.	9.00	7.20	25.50	32.00	4.50	3.60	" and Los Angeles, Cal.	2.50	2.00	7.00	9.00	1.25	1.00
" and Chicago, Ill.	13.00	10.40	36.50	46.00	7.00	5.60	" and Louisville, Ky.	14.00	11.20	39.50	49.00	7.50	6.00
" and Cleveland, Ohio.	15.00	12.00	42.00	53.00	8.00	6.40	" and Maricopa, Ariz.	5.00	4.00	14.00	18.00	2.50	2.00
" and Cincinnati, Ohio.	14.50	11.60	41.00	51.00	7.50	6.00	" and Marysville, Cal.	1.50	1.25	5.00	6.00	1.00	1.00
" and Dallas, Texas.	9.00	7.20	25.50	32.00	4.50	3.60	" and Medford, Ore.	2.50	2.00	7.00	9.00	1.50	1.20
" and Deming, N. M.	4.75	3.80	13.50	17.00	2.50	2.00	" and Memphis, Tenn.	12.00	9.60	34.00	42.00	6.50	5.20
" and Denver, Colo.	9.00	7.20	25.50	32.00	4.50	3.60	" and Minneapolis, Minn.	13.00	10.40	36.50	46.00	6.75	5.40
" and Des Moines, Iowa.	11.75	9.40	33.00	42.00	6.25	5.00	" and New Orleans, La.	11.50	9.20	32.50	41.00	5.75	4.60
" and El Paso, Tex.	4.00	3.20	10.00	13.00	2.00	1.60	" and New York, N. Y.	18.00	14.40	50.50	63.00		
" and Eugene, Ore.	6.00	4.80	17.00	21.00	2.00	1.60	" and Nogales, Ariz.	3.50	2.80	10.00	13.00		
" and Fresno, Cal.	2.00	1.60	6.00	7.00	1.00	1.00	" and Ogden, Utah.	6.75	5.40	19.00	24.00	3.75	3.00
" and Fort Worth, Tex.	8.50	6.80	24.00	30.00	4.25	3.40	" and Omaha, Neb.	11.00	8.80	31.00	39.00	5.75	4.60
" and Galveston, Tex.	10.00	8.00	28.00	35.00	5.00	4.00	" and Paso Robles, Cal.	1.50	1.25	5.00	6.00	1.00	1.00
" and Grand Junction, Colo.	8.00	6.40	22.50	28.00	4.25	3.40	" and Philadelphia, Pa.	17.50	14.00	49.00	62.00		
" and Houston, Tex.	10.00	8.00	28.00	35.00	5.00	4.00	" and Phoenix, Ariz.	5.50	4.40	15.50	20.00		
" and Kansas City, Mo.	11.00	8.80	31.00	39.00	5.75	4.60	" and Porterville, Cal.	1.50	1.25	5.00	6.00	1.00	1.00
" and Little Rock, Ark.	11.00	8.80	31.00	39.00			" and Portland, Ore.	4.50	3.60	13.00	16.00	2.50	2.00
" and Louisville, Ky.	14.50	11.60	41.00	51.00	7.50	6.00	" and Pueblo, Colo.	8.50	6.80	24.00	30.00	4.25	3.40
" and Maricopa, Ariz.	2.75	2.20	8.00	10.00	1.50	1.20	" and Redding, Cal.	1.50	1.25	5.00	6.00	1.00	1.00
" and Marysville, Cal.	2.80	2.20	8.00	10.00	1.75	1.40	" and Roseburg, Ore.	3.50	2.80	9.00	11.00	1.75	1.40
" and Medford, Ore.	4.75	3.80	13.50	17.00	2.50	2.00	" and Sacramento, Cal.	1.50	1.25	5.00	6.00	1.00	1.00
" and Memphis, Tenn.	12.00	9.60	34.00	42.00	6.25	5.00	" and San Antonio, Tex.	10.00	8.00	28.00	35.00	5.00	4.00
" and Minneapolis, Minn.	13.00	10.40	36.50	46.00	6.75	5.40	" and Salt Lake City, Utah.	5.00	4.00	14.00	18.00	2.75	2.20
" and New Orleans, La.	11.50	9.20	32.50	41.00	5.75	4.60	" and Santa Barbara, Cal.	2.00	1.60	6.00	7.00	1.00	1.00
" and New York, N. Y.	18.00	14.40	50.50	63.00			" and Seattle, Wash.	5.50	4.40	15.50	20.00	3.00	2.40
" and Nogales, Ariz.	3.50	2.80	10.00	13.00			" and Sisson, Cal.	2.00	1.60	6.00	7.00	1.00	1.00
" and Ogden, Utah.	6.75	5.40	19.00	24.00	3.75	3.00	" and St. Louis, Mo.	12.50	10.00	35.00	44.00	6.50	5.20
" and Omaha, Neb.	11.00	8.80	31.00	39.00	5.75	4.60	" and St. Paul, Minn.	13.00	10.40	36.50	46.00	6.75	5.40
" and Paso Robles, Cal.	2.00	1.60	6.00	7.00	1.00	1.00	" and Topeka, Kan.	11.00	8.80	31.00	39.00	5.50	4.40
" and Philadelphia, Pa.	17.50	14.00	49.00	62.00			" and Tacoma, Wash.	5.25	4.20	15.00	19.00	3.00	2.40
" and Phoenix, Ariz.	3.25	2.60	9.50	12.00			" and Tonopah, Nev.	3.50	2.80	9.00	11.00	2.75	2.20
" and Porterville, Cal.	1.50	1.25	5.00	6.00	1.00	1.00	" and Tucson, Ariz.	5.50	4.40	15.50	20.00	3.00	2.40
" and Portland, Ore.	6.75	5.40	19.00	24.00	3.50	2.80	" and Washington, D. C.	17.50	14.00	49.00	62.00	9.00	7.20
" and Pueblo, Colo.	8.50	6.80	24.00	30.00	4.25	3.40	" and Yuma, Ariz.	4.00	3.20	11.50	14.00	2.00	1.60
" and Redding, Cal.	4.00	3.20	11.50	14.00	2.00	1.60	Seattle, Wash. and Albany, Ore.	2.00	1.60	6.00	7.00	1.00	1.00
" and Roseburg, Ore.	5.50	4.40	15.50	20.00	2.75	2.20	" and Ashland, Ore.	3.25	2.60	9.50	12.00	1.75	1.40
" and Sacramento, Cal.	2.50	2.00	7.00	9.00	1.25	1.00	" and Bakersfield, Cal.	7.25	5.80	20.50	26.00	3.75	3.00
" and San Antonio, Tex.	8.50	6.80	24.00	30.00	4.25	3.40	" and El Paso, Tex.	11.50	9.20	32.50	41.00		
" and San Francisco, Cal.	2.50	2.00	7.00	9.00	1.25	1.00	" and Eugene, Ore.	2.00	1.60	6.00	7.00	1.00	1.00
" and San Jose, Cal.	2.50	2.00	7.00	9.00	1.25	1.00	" and Fresno, Cal.	6.75	5.40	19.00	24.00	3.50	2.80
" and Salt Lake City, Utah.	6.75	5.40	19.00	24.00	3.75	3.00	" and Los Angeles, Cal.	7.75	6.20	22.00	28.00	4.00	3.20
" and Santa Barbara, Cal.	1.50	1.25	5.00	6.00			" and Marysville, Cal.	5.00	4.00	13.00	18.00	2.75	2.20
" and Santa Barbara, Cal.	2.00	1.60	6.00	7.00	1.00	1.00	" and Medford, Ore.	3.25	2.60	9.50	12.00	1.75	1.40
" and Sisson, Cal.	4.50	3.60	13.00	16.00	2.25	1.80	" and Paso Robles, Cal.	6.25	5.40	19.00	24.00	3.50	2.80
" and St. Louis, Mo.	12.50	10.00	35.00	44.00	6.50	5.20	" and Redding, Cal.	4.25	3.40	12.00	15.00	2.25	1.80
" and St. Paul, Minn.	13.00	10.40	36.50	46.00	6.75	5.40	" and Roseburg, Ore.	2.50	2.00	7.00	9.00	1.25	1.00
" and Topeka, Kan.	11.00	8.80	31.00	39.00	5.50	4.40	" and San Francisco, Cal.	5.50	4.40	15.50	20.00	3.00	2.40
" and Tacoma, Wash.	7.50	6.00	21.00										



OGDEN ROUTE



CONDENSED TIME TABLES—EASTBOUND AND WESTBOUND VIA OGDEN

See page 32, Local Schedules, San Francisco, Sacramento, Reno, Ogden. See page 20, 21, Tourist Car Schedules Ogden Route.

No. 2 "OVERLAND LIMITED"										No. 1 "OVERLAND LIMITED"													
Via Sou. Pac., Un. Pac., C. & N. W.—Lines 658, 301										Via Sou. Pac., Un. Pac., C. & N. W.—Lines 658, 301													
Time	Sa	Fr	Th	We	Tu	Mo	Su	Time	Fr	Th	We	Tu	Mo	Su	Time	Sa	Fr	Th	We	Tu	Mo	Su	
4 00								4 00							4 10								
4 25								4 25							4 30								
4 31								4 31							4 35								
7 15								7 15							7 15								
12 25								12 25							12 28								
a3 05								a3 05							b10 40								
a6 12								a6 12							b7 35								
a9 27								a9 27							b4 16								
3 50								3 50							9 55								
5 10								5 10							10 40								
7 35								7 35							8 15								
8 00								8 00							7 55								
11 15								11 15							4 50								
7 45								7 45							7 55								
8 45								8 45							8 00								
9 00								9 00							7 30								
9 30								9 30							7 00								

No. 20 "PACIFIC LIMITED"										No. 19 "PACIFIC LIMITED"														
Via Sou. Pac., O. S. L. Un. Pac., C. M. & St. P. Lines 602, 292										Via Sou. Pac., O. S. L. Un. Pac., C. M. & St. P. Lines 602, 292														
Time	Sa	Fr	Th	We	Tu	Mo	Su	Time	Sa	Fr	Th	We	Tu	Mo	Su	Time	Sa	Fr	Th	We	Tu	Mo	Su	
10 20								10 20								9 30								
10 47								10 47								9 03								
10 54								10 54								8 50								
1 45								1 45								5 50								
11 55								11 55								6 30								
1 20								1 20							1 30									
2 10								2 10							12 30									
1 20								1 20							7 05									
5 20								5 20							3 40									
7 35								7 35							12 40									
7 50								7 50							12 15									
9 15								9 15							10 45									

No. 20—SECOND SECTION										No. 1—SECOND SECTION														
Via Sou. Pac., U. P., Wab., C. B. & Q. Lines 653, 656, 3028										Via Sou. Pac., U. P., Wab., C. B. & Q. Lines 653, 656, 3028														
Time	Sa	Fr	Th	We	Tu	Mo	Su	Time	Sa	Fr	Th	We	Tu	Mo	Su	Time	Sa	Fr	Th	We	Tu	Mo	Su	
10 20								10 20								10 10								
10 47								10 47								9 40								
10 54								10 54								9 30								
1 45								1 45								6 40								
8 45								8 45								9 55								
9 15								9 15							4 30									
6 30								6 30							10 15									
2 00								2 00							2 15									
6 40								6 40							3 30									
															2 15									

No. 20 "PACIFIC LIMITED"										No. 5 "PACIFIC EXPRESS"														
Via Sou. Pac., D. & R. G., C. R. I. & P.—Line 202										Via Sou. Pac., D. & R. G., C. R. I. & P.—Line 202														
Time	Sa	Fr	Th	We	Tu	Mo	Su	Time	Sa	Fr	Th	We	Tu	Mo	Su	Time	Sa	Fr	Th	We	Tu	Mo	Su	
10 20								10 20								8 50								
10 47								10 47								8 23								
10 54								10 54								8 08								
1 45								1 45								6 20								
9 05								9 05								9 20								
11 55								11 55								4 40								
1 30								1 30								5 00								
2 30								2 30								4 00								
6 30								6 30							10 00									
7 20								7 20							9 25									
4 00								4 00							1 40									
7 25								7 25							10 00									

No. 20—SECOND SECTION										No. 5—SECOND SECTION														
Via Sou. Pac., Un. Pac., C. & N. W., D. & R. G., C. B. & Q.—Lines 306, 123										Via Sou. Pac., Un. Pac., C. & N. W., D. & R. G., C. B. & Q.—Lines 306, 123														
Time	Sa	Fr	Th	We	Tu	Mo	Su	Time	Sa	Fr	Th	We	Tu	Mo	Su	Time	Sa	Fr	Th	We	Tu	Mo	Su	
10 20								10 20								8 50								
10 47								10 47								8 23								
10 54								10 54								8 08								
1 45								1 45								6 20								
11 55								11 55								4 40								
7 35								7 35							10 30									
8 32								8 32							10 15									
11 00								11 00							9 35									
1 30								1 30							5 00									
6 30								6 30							7 20									
9 45								9 45							7 00									
3 30								3 30							4 10									
7 00								7 00							11 00									

Light face figures A. M. Dark face figures P. M. a—Stops only to discharge passengers from San Francisco or Oakland or to receive passengers for points east of Ogden. b—Stops only to discharge passengers from points east of Ogden or to receive passengers for Oakland or San Francisco. P. T.—Pacific Time. M. T.—Mountain Time. f—Stops to receive or discharge passengers.

THROUGH CAR SERVICE.

Trains 2 and 1. OVERLAND LIMITED.—De Luxe. Electric Lighted. Daily Extra Fare Train.
Through Pullman Standard Sleepers: Berths, sections, drawing-rooms, compartments.
 San Francisco and Chicago via Ogden and Omaha, S. P., U. P., C. & N. W.
 San Francisco and Denver via Cheyenne, S. P., U. P.
Dining Car: Oakland and Chicago via S. P., U. P., C. & N. W.
Buffet Club Car: Barber Shop, Shower Bath, daily telegraphic news items and newspapers free, San Francisco and Chicago.
Drawing Room Compartment Pullman Observation Sleeping Car: Library, parlor, writing desk, observation rotunda, San Francisco and Chicago.
Complement: Stenographer, barber, ladies' maid (hair-dresser, manicure). Valet who will press ladies' and gentlemen's garments, shower bath.
Telephone Connection at Oakland Pier, Cal., for thirty minutes before departure, "Lakeside 1420."
Transportation Honored: First-class full fare tickets only when presented with Pullman Sleeper tickets and extra fare ticket. Special or reduced rate tickets account Employee, Clergy, etc., will not be honored.
 One extra full fare ticket required on Train No. 2 for exclusive use of Drawing Room by one person and extra one-half full fare ticket when compartment occupied by one person only, from all points in California, to points in Nevada, Utah and points east thereof.
Extra Fare: An extra fare charge of \$10.00 will be made between San Francisco and Chicago; to other points in proportion with a minimum extra fare charge of \$5.00.

Second Section, Train 1.
Dining Car Service.
Chair Car: Ogden to San Francisco.
Through Pullman Standard Sleepers—Berths, Sections, Comp'ts. St. Louis to San Francisco via C. B. & Q.-Denver, U. P., S. P. St. Louis to San Francisco via Wab.-Kansas City, U. P., S. P.
Observation Pullman Sleeper: Sections.
 Kansas City to San Francisco via U. P., S. P.
Through Tourist Pullman Sleepers: Berths, Sections.
 St. Louis to San Francisco via C. B. & Q.-Denver, U. P., S. P. St. Louis to San Francisco via Wab.-Kansas City, U. P., S. P.

Trains 20 and 19. PACIFIC LIMITED—Electric Lighted.
Through Pullman Standard Sleepers: Berths, sections, drawing-rooms, compartments.
 San Francisco and Salt Lake via S. P., O. S. L.
 San Francisco and Chicago via Ogden and Omaha, S. P., U. P., C. M. & St. P.
 San Francisco to Chicago via S. P., D. & R. G., C. R. I. & P. San Francisco to Chicago via S. P., D. & R. G., C. B. & Q.
Through Tourist Pullman Sleeper: Berths, sections.
 San Francisco to Chicago via S. P., U. P., C. M. & St. P.
Reclining Chair Car: Chicago to San Francisco via C. & N. W., U. P., S. P., on Nos. 3 and 19.

Dining Car: San Francisco and Chicago via S. P., U. P., C. M. & St. P.
Observation Pullman Sleeping Car: San Francisco and Chicago via S. P., U. P., C. M. & St. P. Library, parlor, writing desk and daily telegraphic news items; observation rotunda.
Telephone Connection at Oakland Pier, Cal., for thirty minutes before departure, "Lakeside 1420."
Transportation Honored: All classes of tickets, when presented with Pullman Sleeper tickets.
 For daylight trips, local passengers will be carried between any two stations at which train is scheduled to stop, to the capacity of the unoccupied lower berth Pullman space available to accommodate local passengers.
 One extra full fare ticket required on Train No. 20 for exclusive use of Drawing Room by one person and extra one-half full fare ticket when compartment occupied by one person only, from all points in California to points in Nevada, Utah and points east thereof.

Second Section, Trains 20 and 19.
Through Pullman Standard Sleepers.
 San Francisco to St. Louis via S. P., U. P.-Denver, C. B. & Q. San Francisco to St. Louis via S. P., U. P.-Kansas City, Wab. San Francisco and Chicago via S. P., U. P., C. & N. W. Truckee to Salt Lake City via S. P., O. S. L.
Observation Pullman Sleeper: San Francisco to Kansas City via S. P., U. P.
Through Tourist Pullman Sleepers: San Francisco to St. Louis via S. P., U. P.-Denver, C. B. & Q. San Francisco to St. Louis via S. P., U. P.-Kansas City, Wab. San Francisco and Chicago via S. P., U. P., C. & N. W.



OGDEN ROUTE



CONDENSED TIME TABLES—EASTBOUND AND WESTBOUND VIA OGDEN

See page 32, Local Schedules San Francisco, Sacramento, Reno, Ogden. See pages 20, 21, Tourist Car Schedules, Ogden Route.

No. 20—"PACIFIC LIMITED"		Time	Via Sou. Pac., O. S. L.—LINE 616		Time	No. 5—"SAN FRANCISCO LIMITED"													
Sa	Fr	Th	We	Tu	Mo	Su	7 45	Lv	Truckee, Cal.	So. Pac.	Ar	11 05	Mo	Tu	We	Th	Fr	Sa	Su
Sa	Fr	Th	We	Tu	Mo	Su	11 55	Ar	Ogden, Utah (P. T.)	"	Lv	4 40	Su	Mo	Tu	We	Th	Fr	Sa
Sa	Fr	Th	We	Tu	Mo	Su	1 10	Lv	Ogden, Utah (M. T.)	O. S. L.	Ar	5 20	Su	Mo	Tu	We	Th	Fr	Sa
Sa	Fr	Th	We	Tu	Mo	Su	2 10	Ar	Salt Lake City, Utah	"	Lv	4 15	Su	Mo	Tu	We	Th	Fr	Sa

No. 10—"SAN FRANCISCO LIMITED"		Time	Via Sou. Pac., Un. Pac., C. M. & St. P.		Time	17-67-5—"San Francisco Limited"													
			LINE 306					LINE 306											
Sa	Fr	Th	We	Tu	Mo	Su	2 20	Lv	San Francisco (Market St.)	So. Pac.	Ar	8 50	We	Th	Fr	Sa	Su	Mo	Tu
Sa	Fr	Th	We	Tu	Mo	Su	2 45	Lv	Oakland Pier	"	Ar	8 23	We	Th	Fr	Sa	Su	Mo	Tu
Sa	Fr	Th	We	Tu	Mo	Su	2 52	Lv	Oakland (16th St.)	"	Ar	8 08	We	Th	Fr	Sa	Su	Mo	Tu
Sa	Fr	Th	We	Tu	Mo	Su	3 35	Lv	Port Costa	"	Ar	7 15	We	Th	Fr	Sa	Su	Mo	Tu
Sa	Fr	Th	We	Tu	Mo	Su	5 50	Lv	Sacramento	"	Ar	5 00	We	Th	Fr	Sa	Su	Mo	Tu
Sa	Fr	Th	We	Tu	Mo	Su	6 20	Lv	Reno, Nev.	"	Ar	9 20	We	Th	Fr	Sa	Su	Mo	Tu
Sa	Fr	Th	We	Tu	Mo	Su	6 20	Ar	Ogden, Utah (P. T.)	"	Lv	4 40	Tu	We	Th	Fr	Sa	Su	Mo
Sa	Fr	Th	We	Tu	Mo	Su	7 15	Lv	Ogden, Utah (M. T.)	Un. Pac.	Ar	5 20	Tu	We	Th	Fr	Sa	Su	Mo
Tu	Mo	Su	Sa	Fr	Th	We	1 05	Ar	Omaha, Neb.	"	Lv	10 30	Mo	Tu	We	Th	Fr	Sa	Su
Tu	Mo	Su	Sa	Fr	Th	We	2 00	Ar	Chicago, Ill.	C. M. & St. P.	Lv	9 30	Su	Mo	Tu	We	Th	Fr	Sa

No. 10—"SAN FRANCISCO LIMITED"		Time	Via Sou. Pac., Un. Pac., C. & N. W.—LINE		Time	No. 19—SECOND SECTION													
Sa	Fr	Th	We	Tu	Mo	Su	2 20	Lv	San Francisco (Market St.)	So. Pac.	Ar	9 30	We	Th	Fr	Sa	Su	Mo	Tu
Sa	Fr	Th	We	Tu	Mo	Su	2 45	Lv	Oakland Pier	"	Ar	9 03	We	Th	Fr	Sa	Su	Mo	Tu
Sa	Fr	Th	We	Tu	Mo	Su	2 52	Lv	Oakland (16th St.)	"	Ar	8 50	We	Th	Fr	Sa	Su	Mo	Tu
Sa	Fr	Th	We	Tu	Mo	Su	3 35	Lv	Port Costa	"	Ar	8 00	We	Th	Fr	Sa	Su	Mo	Tu
Sa	Fr	Th	We	Tu	Mo	Su	5 50	Lv	Sacramento	"	Ar	5 50	We	Th	Fr	Sa	Su	Mo	Tu
Sa	Fr	Th	We	Tu	Mo	Su	6 20	Lv	Reno, Nev.	"	Ar	10 55	Tu	We	Th	Fr	Sa	Su	Mo
Sa	Fr	Th	We	Tu	Mo	Su	6 20	Ar	Ogden, Utah (P. T.)	"	Lv	6 30	Tu	We	Th	Fr	Sa	Su	Mo
Sa	Fr	Th	We	Tu	Mo	Su	7 15	Lv	Ogden, Utah (M. T.)	Un. Pac.	Ar	7 05	Tu	We	Th	Fr	Sa	Su	Mo
Tu	Mo	Su	Sa	Fr	Th	We	1 05	Ar	Omaha, Neb.	"	Lv	12 40	Mo	Tu	We	Th	Fr	Sa	Su
Tu	Mo	Su	Sa	Fr	Th	We	2 00	Ar	Chicago, Ill.	C. & N. W.	Ar	10 30	Su	Mo	Tu	We	Th	Fr	Sa
Tu	Mo	Su	Sa	Fr	Th	We	2 50	Ar	Chicago, Ill.	C. R. I. & P.	Lv	10 00	Su	Mo	Tu	We	Th	Fr	Sa
We	Tu	Mo	Su	Sa	Fr	Th	7 00	Ar	Chicago, Ill.	I. C. L.	Lv	11 30	Sa	Su	Mo	Tu	We	Th	Fr

No. 6—"ATLANTIC EXPRESS"		Time	Via Sou. Pac., Un. Pac.—LINE 298		Time	No. 19—SECOND SECTION													
Sa	Fr	Th	We	Tu	Mo	Su	7 00	Lv	San Francisco (Market St.)	So. Pac.	Ar	9 30	We	Th	Fr	Sa	Su	Mo	Tu
Sa	Fr	Th	We	Tu	Mo	Su	7 30	Lv	Oakland Pier	"	Ar	9 03	We	Th	Fr	Sa	Su	Mo	Tu
Sa	Fr	Th	We	Tu	Mo	Su	7 37	Lv	Oakland (16th St.)	"	Ar	8 50	We	Th	Fr	Sa	Su	Mo	Tu
Sa	Fr	Th	We	Tu	Mo	Su	8 25	Lv	Port Costa	"	Ar	8 00	We	Th	Fr	Sa	Su	Mo	Tu
Sa	Fr	Th	We	Tu	Mo	Su	10 55	Lv	Sacramento	"	Ar	5 50	We	Th	Fr	Sa	Su	Mo	Tu
Sa	Fr	Th	We	Tu	Mo	Su	8 25	Lv	Reno, Nev.	"	Ar	10 55	Tu	We	Th	Fr	Sa	Su	Mo
Mo	Su	Sa	Fr	Th	We	Tu	5 20	Ar	Ogden, Utah (P. T.)	"	Lv	6 30	Tu	We	Th	Fr	Sa	Su	Mo
Mo	Su	Sa	Fr	Th	We	Tu	8 40	Lv	Ogden, Utah (M. T.)	Un. Pac.	Ar	7 05	Tu	We	Th	Fr	Sa	Su	Mo
Tu	Mo	Su	Sa	Fr	Th	We	5 30	Ar	Omaha, Neb.	"	Lv	12 40	Mo	Tu	We	Th	Fr	Sa	Su
Tu	Mo	Su	Sa	Fr	Th	We	9 05	Ar	Omaha, Neb.	C. St. P. M. & O.	Ar	10 30	Mo	Tu	We	Th	Fr	Sa	Su
We	Tu	Mo	Su	Sa	Fr	Th	9 05	Ar	Minneapolis, Minn.	"	Lv	9 30	Mo	Tu	We	Th	Fr	Sa	Su
Mo	Su	Sa	Fr	Th	We	Tu	8 30	Ar	Omaha, Neb.	C. G. W.	Ar	9 20	Mo	Tu	We	Th	Fr	Sa	Su
Tu	Mo	Su	Sa	Fr	Th	We	8 05	Ar	Minneapolis, Minn.	"	Lv	8 15	Mo	Tu	We	Th	Fr	Sa	Su

No. 6-28—"SUSANVILLE PASS."		Time	Via Sou. Pac.—LINE 606		Time	No. 27-23—"SUSANVILLE PASS."													
Sa	Fr	Th	We	Tu	Mo	Su	7 00	Lv	San Francisco (Market St.)	So. Pac.	Ar	8 10	Mo	Tu	We	Th	Fr	Sa	Su
Sa	Fr	Th	We	Tu	Mo	Su	7 30	Lv	Oakland Pier	"	Ar	7 43	Mo	Tu	We	Th	Fr	Sa	Su
Sa	Fr	Th	We	Tu	Mo	Su	7 37	Lv	Oakland (16th St.)	"	Ar	7 30	Mo	Tu	We	Th	Fr	Sa	Su
Sa	Fr	Th	We	Tu	Mo	Su	10 55	Lv	Sacramento	"	Ar	4 25	Mo	Tu	We	Th	Fr	Sa	Su
Su	Sa	Fr	Th	We	Tu	Mo	10 10	Ar	Fernley	"	Lv	6 10	Su	Mo	Tu	We	Th	Fr	Sa
Su	Sa	Fr	Th	We	Tu	Mo	10 10	Ar	Fernley	"	Lv	5 50	Su	Mo	Tu	We	Th	Fr	Sa
Su	Sa	Fr	Th	We	Tu	Mo	1 50	Ar	Susanville	"	Lv	2 15	Su	Mo	Tu	We	Th	Fr	Sa

No. 24—"GOLDFIELD PASSENGER"		Time	Via Sou. Pac., T. & G.—LINE 608		Time	No. 23—"GOLDFIELD PASSENGER"													
Sa	Fr	Th	We	Tu	Mo	Su	9 00	Lv	San Francisco (Market St.)	So. Pac.	Ar	8 10	Mo	Tu	We	Th	Fr	Sa	Su
Sa	Fr	Th	We	Tu	Mo	Su	9 27	Lv	Oakland Pier	"	Ar	7 43	Mo	Tu	We	Th	Fr	Sa	Su
Sa	Fr	Th	We	Tu	Mo	Su	9 34	Lv	Oakland (16th St.)	"	Ar	7 30	Mo	Tu	We	Th	Fr	Sa	Su
Sa	Fr	Th	We	Tu	Mo	Su	12 50	Lv	Sacramento	"	Ar	4 10	Mo	Tu	We	Th	Fr	Sa	Su
Sa	Fr	Th	We	Tu	Mo	Su	9 30	Lv	Reno	"	Lv	8 00	Su	Mo	Tu	We	Th	Fr	Sa
Sa	Fr	Th	We	Tu	Mo	Su	7 50	Ar	Topopah	T. & G.	Lv	9 52	Su	Mo	Tu	We	Th	Fr	Sa
Su	Sa	Fr	Th	We	Tu	Mo	9 30	Ar	Goldfield	"	Lv	8 30	Su	Mo	Tu	We	Th	Fr	Sa

Train 6-28 and 27-23. SUSANVILLE PASSENGER.
Standard Pullman Sleepers.
San Francisco and Susanville.

Train 24-23. GOLDFIELD PASSENGER.
Pullman Standard Sleeper: San Francisco and Goldfield; Susanville to San Francisco; Sacramento to San Francisco.
Reclining Chair Car: San Francisco and Goldfield.

Light face figures A. M. Dark face figures P. M. P. T.—Pacific Time. M. T.—Mountain Time.

THROUGH CAR SERVICE

Train 10. SAN FRANCISCO LIMITED.
Through Pullman Standard Sleepers: Berths, sections, drawing-rooms.

San Francisco to Omaha, S. P., U. P.
San Francisco to Chicago, S. P., U. P., C. & N. W.
San Francisco to Chicago, S. P., U. P., C. M. & St. P.
San Francisco to Chicago, S. P., U. P., I. C.
San Francisco to Chicago, S. P., U. P., C. R. I. & P.

Pullman Observation Sleeper:
San Francisco to Chicago, S. P., U. P., C. & N. W.

Dining Car: Oakland to Colfax, Inlay to Chicago.

Transportation Honored: All classes.
One extra full fare ticket required on Train No. 10 for exclusive use of Drawing Room by one person and extra one-half full fare ticket when compartment occupied by one person only from all points in California to points in Nevada and east thereof.

Second Section, Train 10.
Reclining Chair Car: San Francisco to Chicago via S. P., U. P., C. & N. W.

Through Pullman Tourist Sleepers: Berths, sections.
San Francisco to St. Louis, S. P., U. P., Denver, C. R. I. & P.
San Francisco to Chicago daily via Ogden and Omaha, S. P., U. P., C. & N. W. (cars leave Los Angeles, Tue., Thu., Sat., on No. 17.)
San Francisco to Chicago daily via Ogden and Omaha, S. P., U. P., C. M. & St. P. (cars leave Los Angeles Mon., Tue., Wed., Fri on No. 17.)

Train No. 6. ATLANTIC EXPRESS.
Through Standard Pullman Sleepers: Berths, sections, drawing-rooms.

San Francisco to Truckee.
San Francisco to Susanville.

San Francisco to Omaha via S. P., U. P.
Observation Car: Montello to Ogden.
Chair Car: San Francisco to Ogden.

Dining Car: Colfax to Carlin.
Through Pullman Standard Sleepers:
San Francisco to Minneapolis on Monday and Saturday only, via S. P., U. P., C. St. P. M. & O.

San Francisco to Minneapolis on Sunday, Wednesday and Friday only, via S. P., U. P., C. G. W.

Through Tourist Pullman Sleepers: Berths, sections.
San Francisco to Chicago, Sun., Wed., Fri., via S. P., D. & R. G., C. R. I. & P. (leave Los Angeles previous day via Coast Line and San Jose.)

San Francisco to Chicago daily, via S. P., D. & R. G., C. B. & Q. (leave Los Angeles Mon., Wed., Fri., via Coast Line and San Jose.)

San Francisco to St. Louis Saturdays via S. P., D. & R. G., C. R. I. & P.
San Francisco to St. Louis Wednesdays via S. P., D. & R. G., C. B. & Q. (leave Los Angeles Tuesdays via Coast Line and San Jose.)

Transportation Honored: All classes.
One extra full fare ticket required on Train No. 6 for exclusive use of Drawing Room by one person and extra one-half full fare ticket when compartment occupied by one person only from all points in California to points in Nevada and east thereof.

Train 5. SAN FRANCISCO LIMITED.
Through Pullman Standard Sleepers: Berths, sections.

Chicago to San Francisco via C. & N. W., U. P., S. P.
Chicago to San Francisco via C. M. & St. P., U. P., S. P.
Chicago to San Francisco via C. B. & Q., D. & R. G., S. P.
Chicago to San Francisco via C. R. I. & P., D. & R. G., S. P.

Observation Car: Ogden to Montello, Sparks to Oakland.
Chair Car: Ogden to San Francisco.

Dining Car: Chicago to Ogden, Ogden to Oakland.
Through Pullman Tourist Sleepers: Berths, sections.

Chicago to San Francisco, arriving Oakland Pier Mon., Tues., Sat. via C. R. I. & P., D. & R. G., S. P. (en route Los Angeles via San Jose.)

Chicago to San Francisco, arriving Oakland Pier Sun., Wed., Fri. via C. B. & Q., D. & R. G., S. P. (en route Los Angeles via San Jose.)

Chicago to San Francisco via C. & N. W., U. P., S. P. Cars leaving Chicago Tuesdays, Thursdays and Saturdays, run through to Los Angeles via San Jose.

Chicago to San Francisco via C. M. & St. P., U. P., S. P. Cars leaving Chicago Monday, Wednesday and Friday, run through to Los Angeles via San Jose.

St. Louis to San Francisco, arriving Oakland Pier Saturdays via C. B. & Q., D. & R. G., S. P. (en route Los Angeles via San Jose.)

St. Louis to San Francisco arriving Tuesdays via C. B. & Q., D. & R. G., S. P.

Transportation Honored: All classes.

THE LARK—BY NIGHT 13 1/2 HOURS SAN FRANCISCO AND LOS ANGELES—COAST LINE



SHASTA ROUTE



CONDENSED TIME TABLES—EASTBOUND AND WESTBOUND VIA PORTLAND

See pages 34, 35, Local Schedules San Francisco, Portland, Tacoma, Seattle. See page 21, Tourist Car Schedules Shasta Route.

No. 12—SHASTA LIMITED										No. 11—SHASTA LIMITED																		
Via Davis					Lines 609-613					Via Davis					Via Davis													
Day	Th	We	Tu	Mo	Su	Time	Day	Th	We	Tu	Mo	Su	Time	Day	Th	We	Tu	Mo	Su	Time	Day	Th	We	Tu	Mo	Su		
Sa	Fr	Th	We	Tu	Mo	Su	11 00	Ly	San Francisco (Market St.)	Sou. Pac.	Ar	6 50	Mo	Tu	We	Th	Fr	Sa	Su	Mo	Tu	We	Th	Fr	Sa	Su		
Sa	Fr	Th	We	Tu	Mo	Su	11 25	Lv	Oakland Pier	"	Ar	6 23	Mo	Tu	We	Th	Fr	Sa	Su	Mo	Tu	We	Th	Fr	Sa	Su		
Fr	Th	We	Tu	Mo	Su	Sa	5 00	Lv	Los Angeles	"	Ar	9 45	Mo	Tu	We	Th	Fr	Sa	Su	Mo	Tu	We	Th	Fr	Sa	Su		
Fr	Th	We	Tu	Mo	Su	Sa	9 42	Ar	Oakland Pier	"	Lv	7 04	Mo	Tu	We	Th	Fr	Sa	Su	Mo	Tu	We	Th	Fr	Sa	Su		
Sa	Fr	Th	We	Tu	Mo	Su	11 31	Lv	Oakland (16th St.)	"	Ar	6 10	Mo	Tu	We	Th	Fr	Sa	Su	Mo	Tu	We	Th	Fr	Sa	Su		
Sa	Fr	Th	We	Tu	Mo	Su	1 50	Ar	Davis	"	Lv	3 43	Mo	Tu	We	Th	Fr	Sa	Su	Mo	Tu	We	Th	Fr	Sa	Su		
Sa	Fr	Th	We	Tu	Mo	Su	1 15	Lv	Sacramento	"	Ar	4 15	Mo	Tu	We	Th	Fr	Sa	Su	Mo	Tu	We	Th	Fr	Sa	Su		
Sa	Fr	Th	We	Tu	Mo	Su	1 38	Ar	Davis	"	Lv	3 45	Mo	Tu	We	Th	Fr	Sa	Su	Mo	Tu	We	Th	Fr	Sa	Su		
Sa	Fr	Th	We	Tu	Mo	Su	1 55	Lv	Davis	"	Ar	3 40	Mo	Tu	We	Th	Fr	Sa	Su	Mo	Tu	We	Th	Fr	Sa	Su		
Sa	Fr	Th	We	Tu	Mo	Su	5 05	Lv	Red Bluff	"	Lv	12 30	Mo	Tu	We	Th	Fr	Sa	Su	Mo	Tu	We	Th	Fr	Sa	Su		
Sa	Fr	Th	We	Tu	Mo	Su	9 08	Lv	Shasta Springs	"	Lv	8 42	Mo	Tu	We	Th	Fr	Sa	Su	Mo	Tu	We	Th	Fr	Sa	Su		
Su	Sa	Fr	Th	We	Tu	Mo	1 55	Lv	Ashland, Ore.	"	Lv	4 00	Mo	Tu	We	Th	Fr	Sa	Su	Mo	Tu	We	Th	Fr	Sa	Su		
Su	Sa	Fr	Th	We	Tu	Mo	7 10	Lv	Roseburg, Ore.	"	Lv	10 30	Sa	Mo	Tu	We	Th	Fr	Sa	Su	Mo	Tu	We	Th	Fr	Sa	Su	
Su	Sa	Fr	Th	We	Tu	Mo	1 50	Lv	Portland, Ore.	Sou. Pac.	Lv	3 50	Sa	Mo	Tu	We	Th	Fr	Sa	Su	Mo	Tu	We	Th	Fr	Sa	Su	
Su	Sa	Fr	Th	We	Tu	Mo	2 10	Lv	Portland, Ore.	O.-W. R. R. & N. Co.	Ar	3 30	Sa	Mo	Tu	We	Th	Fr	Sa	Su	Mo	Tu	We	Th	Fr	Sa	Su	
Su	Sa	Fr	Th	We	Tu	Mo	6 40	Ar	Tacoma, Wash.	"	Lv	10 50	Sa	Mo	Tu	We	Th	Fr	Sa	Su	Mo	Tu	We	Th	Fr	Sa	Su	
Su	Sa	Fr	Th	We	Tu	Mo	8 10	Ar	Seattle, Wash.	O.-W. R. R. & N. Co.	Lv	9 30	Sa	Mo	Tu	We	Th	Fr	Sa	Su	Mo	Tu	We	Th	Fr	Sa	Su	
Su	Sa	Fr	Th	We	Tu	Mo	6 30	Lv	Portland, Ore.	O.-W. R. R. & N. Co.	Ar	7 45	Su	Mo	Tu	We	Th	Fr	Sa	Su	Mo	Tu	We	Th	Fr	Sa	Su	
Mo	Su	Sa	Fr	Th	We	Tu	6 25	Ar	Spokane, Wash.	"	Lv	8 45	Sa	Su	Mo	Tu	We	Th	Fr	Sa	Su	Mo	Tu	We	Th	Fr	Sa	Su
Su	Sa	Fr	Th	We	Tu	Mo	7 25	Lv	Portland, Ore.	S. P. & S.	Ar	8 10	Sa	Su	Mo	Tu	We	Th	Fr	Sa	Su	Mo	Tu	We	Th	Fr	Sa	Su
Mo	Su	Sa	Fr	Th	We	Tu	7 20	Ar	Spokane, Wash.	"	Lv	9 20	Sa	Su	Mo	Tu	We	Th	Fr	Sa	Su	Mo	Tu	We	Th	Fr	Sa	Su

No. 14—PORTLAND EXPRESS										No. 13—SAN FRANCISCO EXPRESS																		
Via Davis					Lines 610-615					Via Davis					Via Davis													
Day	Th	We	Tu	Mo	Su	Time	Day	Th	We	Tu	Mo	Su	Time	Day	Th	We	Tu	Mo	Su	Time	Day	Th	We	Tu	Mo	Su		
Sa	Fr	Th	We	Tu	Mo	Su	1 00	Lv	San Francisco (Market St.)	Sou. Pac.	Ar	7 30	Tu	We	Th	Fr	Sa	Su	Mo	Tu	We	Th	Fr	Sa	Su	Mo		
Sa	Fr	Th	We	Tu	Mo	Su	1 27	Lv	Oakland Pier	"	Ar	7 03	Tu	We	Th	Fr	Sa	Su	Mo	Tu	We	Th	Fr	Sa	Su	Mo		
Sa	Fr	Th	We	Tu	Mo	Su	1 34	Lv	Oakland Pier (16th St.)	"	Ar	6 50	Tu	We	Th	Fr	Sa	Su	Mo	Tu	We	Th	Fr	Sa	Su	Mo		
Sa	Fr	Th	We	Tu	Mo	Su	2 20	Lv	Port Costa	"	Lv	5 50	Tu	We	Th	Fr	Sa	Su	Mo	Tu	We	Th	Fr	Sa	Su	Mo		
Sa	Fr	Th	We	Tu	Mo	Su	4 10	Ar	Davis	"	Lv	3 55	Tu	We	Th	Fr	Sa	Su	Mo	Tu	We	Th	Fr	Sa	Su	Mo		
Sa	Fr	Th	We	Tu	Mo	Su	3 30	Lv	Sacramento	"	Ar	9 00	Tu	We	Th	Fr	Sa	Su	Mo	Tu	We	Th	Fr	Sa	Su	Mo		
Sa	Fr	Th	We	Tu	Mo	Su	4 00	Ar	Davis	"	Lv	8 30	Tu	We	Th	Fr	Sa	Su	Mo	Tu	We	Th	Fr	Sa	Su	Mo		
Sa	Fr	Th	We	Tu	Mo	Su	4 20	Lv	Davis	"	Ar	9 45	Tu	We	Th	Fr	Sa	Su	Mo	Tu	We	Th	Fr	Sa	Su	Mo		
Sa	Fr	Th	We	Tu	Mo	Su	9 05	Lv	Red Bluff	"	Lv	11 35	Mo	Tu	We	Th	Fr	Sa	Su	Mo	Tu	We	Th	Fr	Sa	Su	Mo	
Sa	Fr	Th	We	Tu	Mo	Su	10 20	Lv	Redding	"	Lv	9 55	Mo	Tu	We	Th	Fr	Sa	Su	Mo	Tu	We	Th	Fr	Sa	Su	Mo	
Sa	Fr	Th	We	Tu	Mo	Su	1 57	Lv	Shasta Springs	"	Lv	5 48	Mo	Tu	We	Th	Fr	Sa	Su	Mo	Tu	We	Th	Fr	Sa	Su	Mo	
Sa	Fr	Th	We	Tu	Mo	Su	3 11	Ar	Weed	"	Lv	4 10	Mo	Tu	We	Th	Fr	Sa	Su	Mo	Tu	We	Th	Fr	Sa	Su	Mo	
Sa	Fr	Th	We	Tu	Mo	Su	7 50	Ar	Klamath Falls, Ore.	"	Lv	10 00	Mo	Tu	We	Th	Fr	Sa	Su	Mo	Tu	We	Th	Fr	Sa	Su	Mo	
Su	Sa	Fr	Th	We	Tu	Mo	7 50	Lv	Ashland, Ore.	"	Lv	11 55	Mo	Tu	We	Th	Fr	Sa	Su	Mo	Tu	We	Th	Fr	Sa	Su	Mo	
Su	Sa	Fr	Th	We	Tu	Mo	2 15	Lv	Roseburg, Ore.	"	Lv	5 00	Mo	Tu	We	Th	Fr	Sa	Su	Mo	Tu	We	Th	Fr	Sa	Su	Mo	
Su	Sa	Fr	Th	We	Tu	Mo	10 15	Lv	Portland, Ore.	Sou. Pac.	Lv	8 15	Su	Mo	Tu	We	Th	Fr	Sa	Su	Mo	Tu	We	Th	Fr	Sa	Su	Mo
Su	Sa	Fr	Th	We	Tu	Mo	11 00	Lv	Portland, Ore.	O.-W. R. R. & N. Co.	Ar	6 20	Su	Mo	Tu	We	Th	Fr	Sa	Su	Mo	Tu	We	Th	Fr	Sa	Su	Mo
Mo	Su	Sa	Fr	Th	We	Tu	4 40	Ar	Tacoma, Wash.	O.-W. R. R. & N. Co.	Lv	12 00	Su	Mo	Tu	We	Th	Fr	Sa	Su	Mo	Tu	We	Th	Fr	Sa	Su	Mo
Mo	Su	Sa	Fr	Th	We	Tu	6 15	Ar	Seattle, Wash.	"	Lv	10 45	Su	Mo	Tu	We	Th	Fr	Sa	Su	Mo	Tu	We	Th	Fr	Sa	Su	Mo

No. 16—OREGON EXPRESS										No. 15—CALIFORNIA EXPRESS																			
Via Roseville					Lines 601-618					Via Roseville					Via Roseville														
Day	Th	We	Tu	Mo	Su	Time	Day	Th	We	Tu	Mo	Su	Time	Day	Th	We	Tu	Mo	Su	Time	Day	Th	We	Tu	Mo	Su			
Sa	Fr	Th	We	Tu	Mo	Su	8 23	Lv	San Francisco (Market St.)	Sou. Pac.	Ar	12 50	Tu	We	Th	Fr	Sa	Su	Mo	Tu	We	Th	Fr	Sa	Su	Mo			
Sa	Fr	Th	We	Tu	Mo	Su	8 53	Lv	Oakland Pier	"	Ar	12 23	Tu	We	Th	Fr	Sa	Su	Mo	Tu	We	Th	Fr	Sa	Su	Mo			
Sa	Fr	Th	We	Tu	Mo	Su	8 57	Lv	Oakland (16th St.)	"	Ar	12 10	Tu	We	Th	Fr	Sa	Su	Mo	Tu	We	Th	Fr	Sa	Su	Mo			
Sa	Fr	Th	We	Tu	Mo	Su	9 45	Lv	Port Costa	"	Ar	11 20	Tu	We	Th	Fr	Sa	Su	Mo	Tu	We	Th	Fr	Sa	Su	Mo			
Su	Sa	Fr	Th	We	Tu	Mo	12 25	Lv	Sacramento	"	Ar	9 05	Tu	We	Th	Fr	Sa	Su	Mo	Tu	We	Th	Fr	Sa	Su	Mo			
Su	Sa	Fr	Th	We	Tu	Mo	1 00	Lv	Roseville	"	Lv	8 28	Tu	We	Th	Fr	Sa	Su	Mo	Tu	We	Th	Fr	Sa	Su	Mo			
Su	Sa	Fr	Th	We	Tu	Mo	2 10	Lv	Marysville	"	Lv	7 25	Tu	We	Th	Fr	Sa	Su	Mo	Tu	We	Th	Fr	Sa	Su	Mo			
Su	Sa	Fr	Th	We	Tu	Mo	3 40	Lv	Chico	"	Lv	5 45	Tu	We	Th	Fr	Sa	Su	Mo	Tu	We	Th	Fr	Sa	Su	Mo			
Su	Sa	Fr	Th	We	Tu	Mo	5 20	Lv	Red Bluff	"	Lv	4 15	Tu	We	Th	Fr	Sa	Su	Mo	Tu	We	Th	Fr	Sa	Su	Mo			
Su	Sa	Fr	Th	We	Tu	Mo	10 36	Lv	Shasta Springs	"	Lv	11 05	Mo	Tu	We	Th	Fr	Sa	Su	Mo	Tu	We	Th	Fr	Sa	Su	Mo		
Su	Sa	Fr	Th	We	Tu	Mo	11 59	Ar	Weed	"	Lv	9 25	Mo	Tu	We	Th	Fr	Sa	Su	Mo	Tu	We	Th	Fr	Sa	Su	Mo		
Su	Sa	Fr	Th	We	Tu	Mo	4 50	Lv	Ashland, Ore.	"	Lv	5 10	Mo	Tu	We	Th	Fr	Sa	Su	Mo	Tu	We	Th	Fr	Sa	Su	Mo		
Su	Sa	Fr	Th	We	Tu	Mo	11 15	Lv	Roseburg, Ore.	"	Lv	9 55	Mo	Tu	We	Th	Fr	Sa	Su	Mo	Tu	We	Th	Fr	Sa	Su	Mo		
Mo	Su	Sa	Fr	Th	We	Tu	7 20	Lv	Portland, Ore.	Sou. Pac.	Lv	1 30	Mo	Tu	We	Th	Fr	Sa	Su	Mo	Tu	We	Th	Fr	Sa	Su	Mo		
Mo	Su	Sa	Fr	Th	We	Tu	8 30	Lv	Portland, Ore.	O.-W. R. R. & N. Co.	Ar	5 20	Su	Mo	Tu	We	Th	Fr	Sa	Su	Mo	Tu	We	Th	Fr	Sa	Su	Mo	
Mo	Su	Sa	Fr	Th	We	Tu	1 35	Ar	Tacoma, Wash.	"	Lv	12 00	Su	Mo	Tu	We	Th	Fr	Sa	Su	Mo	Tu	We	Th	Fr	Sa	Su	Mo	
Mo	Su	Sa	Fr	Th	We	Tu	3 15	Ar	Seattle, Wash.	O.-W. R. R. & N. Co.	Lv	10 45	Su	Mo	Tu	We	Th	Fr	Sa	Su	Mo	Tu	We	Th	Fr	Sa	Su	Mo	
Mo	Su	Sa	Fr	Th	We	Tu	6 30	Lv	Portland, Ore.	O.-W. R. R. & N. Co.	Ar	7 45	Su	Mo	Tu	We	Th	Fr	Sa	Su	Mo	Tu	We	Th	Fr	Sa	Su	Mo	
Tu	Mo	Su	Sa	Fr	Th	We	6 25	Ar	Spokane, Wash.	"	Lv	8 45	Sa	Su	Mo	Tu	We	Th	Fr	Sa	Su	Mo	Tu	We	Th	Fr	Sa	Su	Mo
Mo	Su	Sa	Fr	Th	We	Tu	9 55	Lv	Portland, Ore.	S. P. & S.	Ar	7 45	Sa	Su	Mo	Tu	We	Th	Fr	Sa	Su	Mo	Tu	We	Th	Fr	Sa	Su	Mo
Mo	Su	Sa	Fr	Th	We	Tu	9 45	Ar	Spokane, Wash.	"	Lv	8 25	Sa	Su	Mo	Tu	We	Th	Fr	Sa	Su	Mo	Tu	We	Th	Fr	Sa	Su	Mo

No. 54—SOUND SPECIAL										No. 53—EXPOSITION									
----------------------	--	--	--	--	--	--	--	--	--	-------------------	--	--	--	--	--	--	--	--	--



CHICAGO AND PITTSBURG, BUFFALO, NEW YORK

TOURIST SLEEPERS—CHICAGO AND BOSTON

WELLS, FARGO & CO. EXPRESS



EASTBOUND—CHICAGO TO NEW YORK

BALTIMORE & OHIO R. R.

CITIES	Time	Day	Time	Day	Time	Day	Time	Day	Time	Day	
Lv Chicago.....(C.T.)	*10 45	1st	No. 8	* 5 45	1st	No. 6	* 9 30	1st	No. 16	* 8 00	1st
Ar Pittsburg.....(C.T.)	12 02	2nd		7 50	2nd		12 50	2nd	10 20	1st	
Ar New York.....(E.T.)	2 35	2nd		10 50	2nd		7 00	3rd	1 12	2nd	

ERIE R. R.

Lv Chicago.....	*11 00	1st	No. 4	*10 15	1st						
Ar Buffalo.....	9 55	2nd		8 45	2nd						
Ar New York.....(E.T.)	4 15	2nd		7 45	3rd						

GRAND TRUNK RY.

Lv Chicago.....	*10 55	1st	No. 8	* 5 00	1st	No. 4	*11 00	1st	No. 6		
Ar Buffalo.....(E.T.)				11 22	2nd		5 25	2nd			
Ar New York.....(L.V.)	5 10	2nd		11 00	2nd		7 57	3rd			

LAKE SHORE & MICHIGAN SOUTHERN RY.

Lv Chicago.....	E. F. No. 4	E. F. No. 6	*10 30	No. 10	E. F. No. 26	E. F. No. 16					
Ar Buffalo.....	8 20	1st		11 59	1st	* 1 40	1st				
Ar New York.....N.Y.C.	7 50	2nd		9 20	2nd	3 30	2nd	9 40	2nd	3 45	2nd

Lv Chicago.....	* 3 00	1st	No. 14	* 5 30	1st	No. 22	*11 31	1st	No. 28	* 3 00	No. 36
Ar Buffalo.....(C.T.)	6 30	2nd			2nd		1 50	2nd	3 55	1st	
Ar New York.....N.Y.C.	8 00	2nd		5 25	2nd		5 05	3rd	7 03	2nd	

MICHIGAN CENTRAL R. R.

Lv Chicago.....	E. F. No. 8	*10 30	No. 10	* 3 00	No. 14	E. F. No. 58	*12 05	1st	No. 36		
Ar Buffalo.....(E.T.)	10 10	1st	1 00	2nd	6 40	2nd	7 00	2nd	4 55	1st	
Ar New York.....N.Y.C.	9 00	2nd	3 30	2nd	8 00	2nd	5 55	2nd	7 03	2nd	

NICKEL PLATE ROAD

Lv Chicago.....	*10 35	1st	No. 2	* 2 32	1st	No. 4	* 9 40	1st	No. 6		
Ar Buffalo.....(C.T.)	2 15	2nd		7 35	2nd		3 05	2nd			
Ar New York.....DL&W	3 40	2nd		7 25	2nd		6 55	3rd			
Ar New York.....W.S.	4 55	2nd					6 00	3rd			

PENNSYLVANIA LINES (FT. WAYNE ROUTE)

Lv Chicago.....	E. F. No. 40	E. F. No. 22	E. F. No. 28	No. 8	E. F. No. 2						
Ar Pittsburg.....(C.T.)	8 45	1st	*10 30	1st	*12 40	1st	* 3 15	1st	* 5 30	1st	
Ar New York.....(E.T.)	8 45	1st	9 50	1st	11 00	1st	5 40	2nd	5 30	2nd	
	8 57	2nd	9 28	2nd	9 40	2nd	8 13	2nd	5 28	2nd	

Lv Chicago.....	E. F. No. 24	E. F. No. 6									
Ar Pittsburg.....(C.T.)	8 00	1st	*11 55	1st							
Ar New York.....(E.T.)	8 05	2nd	6 05	2nd							
	7 26	2nd	6 54	3rd							

PENNSYLVANIA LINES (PAN HANDLE ROUTE)

Lv Chicago.....	*10 00	1st	No. 34	* 9 40	1st	No. 10					
Ar Pittsburg.....(C.T.)	2 05	2nd		2 15	2nd						
Ar New York.....(E.T.)	2 52	2nd		7 32	3rd						

WABASH R. R.

Lv Chicago.....	*12 04	1st	No. 14	* 2 30	1st	No. 6	*11 30	1st	No. 12		
Ar Buffalo.....(E.T.)	5 10	2nd		7 55	2nd		6 00	2nd			
Ar New York.....NYO&W	4 55	2nd		7 25	2nd						
Ar New York.....W.S.	5 05	2nd		8 30	2nd		6 25	3rd			
Ar New York.....D.L.&W.	9 35	2nd			2nd		6 55	3rd			

TOURIST SLEEPERS BETWEEN CHICAGO AND BOSTON

Lv. Chicago	Ar. Boston	Lv. Boston	Ar. Chicago	ROUTE
Daily 3 00	Daily 10 59	Daily 2 00	Daily 3 30	M. C., N. Y. C., B. & A.
Mon. 10 35	Tue. 6 55	Tue. 1 00	Wed. 4 55	Nickel Plate, W. S., B. & M.
Mon. 12 06	Tue. 6 55	Mon. 1 00	Tue. 4 55	Wabash, W. S., B. & M.
Mon. 11 07	Tue. 9 00	Wed. 9 30	Thu. 6 19	Erie, D. & H., B. & M.
Wed. 10 35	Thu. 6 55	Thu. 1 00	Fri. 4 55	Nickel Plate, W. S., B. & M.
Wed. 3 02	Fri. 8 05	Fri. 11 30	Sat. 9 25	Grand Trunk, C. of V., B. & M.
Thu. 12 04	Fri. 6 55	Wed. 1 00	Thu. 4 55	Wabash, W. S., B. & M.
Thu. 3 02	Sat. 8 05	Mon. 11 30	Tue. 9 25	Grand Trunk, C. of V., B. & M.
Fri. 10 35	Sat. 6 55	Sat. 1 00	Sun. 4 55	Nickel Plate, W. S., B. & M.
Sat. 3 02	Mon. 8 05	Wed. 11 30	Thu. 9 25	Grand Trunk, C. of V., B. & M.
Sat. 12 04	Sun. 6 55	Fri. 1 00	Sat. 4 55	Wabash, W. S., B. & M.

WESTBOUND—NEW YORK TO CHICAGO

BALTIMORE & OHIO R. R.

CITIES	Time	Day	Time	Day	Time	Day	Time	Day	Time	Day	
Lv New York.....(E.T.)	* 7 50	1st	No. 5	* 1 50	1st	No. 7	*11 50	1st	No. 9	* 5 50	1st
Lv Pittsburg.....(E.T.)	9 28	1st		4 40	2nd		6 55	2nd	8 40	2nd	
Ar Chicago.....(C.T.)	9 00	2nd		4 40	2nd		8 30	3rd	8 55	2nd	

ERIE R. R.

Lv New York.....(E.T.)	* 2 35	1st	No. 3	* 9 05	1st	No. 7	*12 35	1st	No. 47		
Lv Buffalo.....(E.T.)	8 30	2nd		7 50	2nd		12 55	1st			
Ar Chicago.....(C.T.)	8 30	2nd		7 28	3rd		7 28	2nd			

GRAND TRUNK RY.

Lv New York.....(E.T.)	* 9 20	1st	No. 7	*11 50	1st	No. 9	* 5 50	1st	No. 3-8	* 8 50	1st
Lv Buffalo.....(E.T.)	11 40	1st		11 40	1st		5 35	2nd	12 50	2nd	
Ar Chicago.....(C.T.)	3 30	2nd		3 30	2nd		9 10	2nd	8 00	3rd	

LAKE SHORE & MICHIGAN SOUTHERN RY.

Lv New York.....(E.T.)	E. F. No. 3	*10 30	No. 1	E. F. 41-15	No. 7	E. F. No. 25					
Lv Buffalo.....(E.T.)	8 15	1st		12 50	1st	* 2 00	1st	* 2 45	1st		
Ar Chicago.....(C.T.)	7 40	2nd		7 59	1st	3 35	2nd	5 00	2nd	9 45	2nd
				11 50	2nd	5 00	2nd	9 45	2nd		

Lv New York.....(E.T.)	E. F. No. 19	* 6 00	No. 23	E. F. No. 21	No. 29	No. 73					
Lv Buffalo.....(E.T.)	5 30	1st		6 30	1st	* 6 45	1st	* 8 02	1st	*12 25	1st
Ar Chicago.....(C.T.)	4 00	2nd		9 00	2nd	3 35	2nd	6 30	2nd	12 25	1st
				5 00	2nd	9 00	2nd	9 00	2nd	1 00	2nd

MICHIGAN CENTRAL R. R.

Lv New York.....(E.T.)	E. F. No. 1	*10 30	No. 9	E. F. No. 13							
Lv Buffalo.....(E.T.)	8 30	1st		11 55	1st	* 4 00	1st				
Ar Chicago.....(C.T.)	8 00	2nd		12 15	2nd	3 30	2nd				
				3 30	2nd						

Lv New York.....(E.T.)	E. F. No. 17	* 5 00	No. 23	E. F. No. 23	No. 73						
Lv Buffalo.....(E.T.)	3 10	2nd		7 55	2nd	* 8 02	1st	*12 25	1st		
Ar Chicago.....(C.T.)	2 00	2nd		9 05	2nd	9 05	2nd	7 22	3rd		

NICKEL PLATE ROAD

Lv New York.....(E.T.) D.L.&W.	* 2 00	No. 1	* 6 30	No. 3	* 2 00	No. 5					
Lv New York.....(E.T.) W.S.			7 20	1st							
Lv Buffalo.....(E.T.)	12 45	2nd		6 10	2nd	12 50	2nd				
Ar Chicago.....(C.T.)	4 55	2nd		9 20	2nd	7 44	3rd				

PENNSYLVANIA LINES (FT. WAYNE ROUTE)

Lv New York.....(E.T.)	E. F. No. 25	* 8 04	E. F. No. 5	* 11 04	E. F. No. 29	E. F. No. 23					
Lv Pittsburg.....(E.T.)	8 00	1st		9 00	1st	11 25	1st	2 50	2nd		
Ar Chicago.....(C.T.)	8 00	2nd		8 54	2nd	9 45	2nd	2 00	2nd		

Lv New York.....(E.T.)	* 6 04	1st	No. 9	E. F. No. 19							
Lv Pittsburg.....(E.T.)	7 00	2nd		8 34	1st						
Ar Chicago.....(C.T.)	8 54	2nd		8 25	2nd						

PENNSYLVANIA LINES (PAN HANDLE ROUTE)

Lv New York.....	2 04	No. 33	9 00	No. 155-3	1 00	No. 41-75					
Lv Pittsburg.....	1 35	2nd		12 39	2nd	5 00	2nd				
Ar Chicago.....	4 54	2nd		7 35	2nd	7 35	3rd				

WABASH R. R.

Lv New York.....(E.T.) N.Y.O.&W.	* 2 00	No. 1	* 7 45	No. 3	* 8 25	No. 9					
Lv New York.....(E.T.) D.L.&W.			5 45	1st		1st					
Lv New York.....(E.T.) N.Y.C.			6 30	1st		10 00					
Lv Buffalo.....(E.T.)	1 45	2nd		8 00	2nd	8 39	1st				
Ar Chicago.....(C.T.)	4 55	2nd		9 50	2nd	12 50	2nd				

Light face figures A. M. Dark face figures P. M. *—Daily. †—Daily except Sunday. ‡—Stops to receive or discharge passengers. C.T.—Central Time. E.T.—Eastern Time. E.F.—Extra Fare Train Chicago and New York.

NETHERLANDS ROUTE—SOUTHERN PACIFIC SACRAMENTO RIVER BOATS—DAY AND NIGHT SCHEDULES



TOURIST CAR LINES

CONDENSED SCHEDULES—EASTBOUND AND WESTBOUND

WELLS FARGO AND CO. EXPRESS



TOURIST CAR SCHEDULE—WASHINGTON-SUNSET ROUTE

TO
WASHINGTON, BALTIMORE, PHILADELPHIA, NEW YORK, BOSTON

Line 2640 1/2.

Schedule		102	STATIONS		101	Schedule												
Sa	Fr	Th	We	Tu	Mo	Su	5 00	Lv San Francisco (3rd St.)..Ar	1 00	Fr	Sa	Su	Mo	Tu	We	Th		
Sa	Fr	Th	We	Tu	Mo	Su	6 20	Lv..... San Jose.....Ar	11 40	Fr	Sa	Su	Mo	Tu	We	Th		
Sa	Fr	Th	We	Tu	Mo	Su	4 30	Lv..... Santa Barbara...Ar	1 30	Fr	Sa	Su	Mo	Tu	We	Th		
Sa	Fr	Th	We	Tu	Mo	Su	7 45	Lv..... Los Angeles.....Lv	10 15	Th	Fr	Sa	Su	Mo	Tu	We		
Sa	Fr	Th	We	Tu	Mo	Su	4 40	Lv San Francisco (MktSt) Ar	7 50	Fr	Sa	Su	Mo	Tu	We	Th		
Sa	Fr	Th	We	Tu	Mo	Su	5 03	Lv..... Oakland Pier....Ar	7 23	Fr	Sa	Su	Mo	Tu	We	Th		
Sa	Fr	Th	We	Tu	Mo	Su	5 09	Lv..... Oakland 16th St...Ar	7 10	Fr	Sa	Su	Mo	Tu	We	Th		
Sa	Fr	Th	We	Tu	Mo	Su	5 24	Lv..... Richmond.....Ar	6 50	Fr	Sa	Su	Mo	Tu	We	Th		
Sa	Fr	Th	We	Tu	Mo	Su	5 51	Lv..... Port Costa.....Ar	6 17	Fr	Sa	Su	Mo	Tu	We	Th		
Sa	Fr	Th	We	Tu	Mo	Su	7 02	Lv..... Tracy.....Ar	4 30	Fr	Sa	Su	Mo	Tu	We	Th		
Sa	Fr	Th	We	Tu	Mo	Su	8 39	Lv..... Merced.....Ar	1 50	Fr	Sa	Su	Mo	Tu	We	Th		
Sa	Fr	Th	We	Tu	Mo	Su	10 10	Lv..... Fresno.....Ar	11 45	Fr	Sa	Su	Mo	Tu	We	Th		
Sa	Fr	Th	We	Tu	Mo	Su	11 15	Lv..... Goshen Junction...Lv	10 20	Fr	Sa	Su	Mo	Tu	We	Th		
Sa	Fr	Th	We	Tu	Mo	Su	10 15	Lv..... Hanford.....Ar	10 46	Fr	Sa	Su	Mo	Tu	We	Th		
Sa	Fr	Th	We	Tu	Mo	Su	10 15	Lv..... Visalia.....Ar	9 50	Fr	Sa	Su	Mo	Tu	We	Th		
Sa	Fr	Th	We	Tu	Mo	Su	7 15	Lv..... Porterville.....Ar	8 35	Fr	Sa	Su	Mo	Tu	We	Th		
Sa	Fr	Th	We	Tu	Mo	Su	11 33	Lv..... Tulare.....Ar	8 10	Fr	Sa	Su	Mo	Tu	We	Th		
Sa	Fr	Th	We	Tu	Mo	Su	1 20	Lv..... Bakersfield...Lv	6 40	Fr	Sa	Su	Mo	Tu	We	Th		
Sa	Fr	Th	We	Tu	Mo	Su	4 25	Lv..... Mojave.....Lv	2 40	Fr	Sa	Su	Mo	Tu	We	Th		
Sa	Fr	Th	We	Tu	Mo	Su	7 55	Lv..... Los Angeles.....Lv	10 00	Th	Fr	Sa	Su	Mo	Tu	We		
Su	Sa	Fr	Th	We	Tu	Mo	8 15	Lv..... Los Angeles.....Ar	9 45	Th	Fr	Sa	Su	Mo	Tu	We		
Su	Sa	Fr	Th	We	Tu	Mo	10 10	Lv..... Colton.....Lv	7 55	Th	Fr	Sa	Su	Mo	Tu	We		
Su	Sa	Fr	Th	We	Tu	Mo	1 50	Lv..... Niland.....Lv	3 48	Th	Fr	Sa	Su	Mo	Tu	We		
Su	Sa	Fr	Th	We	Tu	Mo	11 35	Lv..... Tucson.....Lv	7 42	Th	Fr	Sa	Su	Mo	Tu	We		
Mo	Su	Sa	Fr	Th	We	Tu	1 20	Lv..... Benson.....Lv	5 55	Th	Fr	Sa	Su	Mo	Tu	We		
Mo	Su	Sa	Fr	Th	We	Tu	3 18	Lv..... Bowie.....Lv	3 45	Th	Fr	Sa	Su	Mo	Tu	We		
Mo	Su	Sa	Fr	Th	We	Tu	4 45	Lv..... Lordsburg...Lv	2 24	Th	Fr	Sa	Su	Mo	Tu	We		
Mo	Su	Sa	Fr	Th	We	Tu	6 15	Lv..... Deming.....Lv	12 47	Th	Fr	Sa	Su	Mo	Tu	We		
Mo	Su	Sa	Fr	Th	We	Tu	9 45	Lv..... El Paso.....Lv	10 15	We	Th	Fr	Sa	Su	Mo	Tu		
Tu	Mo	Su	Sa	Fr	Th	We	4 00	Lv..... San Antonio...Lv	4 50	We	Th	Fr	Sa	Su	Mo	Tu		
Tu	Mo	Su	Sa	Fr	Th	We	10 10	Lv..... Houston.....Lv	10 50	Tu	We	Th	Fr	Sa	Su	Mo		
Tu	Mo	Su	Sa	Fr	Th	We	8 50	Ar..... New Orleans, La..Lv	11 00	Tu	We	Th	Fr	Sa	Su	Mo		
Tu	Mo	Su	Sa	Fr	Th	We	9 50	Ar..... New Orleans, La..Ar	7 15	Tu	We	Th	Fr	Sa	Su	Mo		
We	Th	We	Tu	Mo	Su	Sa	Fr	Th	3 45	Lv (C. T.) Atlanta, Ga..Lv	2 00	Mo	Tu	We	Th	Fr	Sa	Su
We	Th	We	Tu	Mo	Su	Sa	Fr	Th	11 15	Ar..... Charlotte, N. C..Lv	3 40	Mo	Tu	We	Th	Fr	Sa	Su
Th	We	Tu	Mo	Su	Sa	Fr	Th	12 40	Ar..... Salisbury, N. C..Lv	2 30	Mo	Tu	We	Th	Fr	Sa	Su	
Th	We	Tu	Mo	Su	Sa	Fr	Th	3 18	Ar..... Danville, Va..Lv	11 30	Su	Mo	Tu	We	Th	Fr	Sa	
Th	We	Tu	Mo	Su	Sa	Fr	Th	5 22	Ar..... Lynchburg, Va..Lv	9 45	Su	Mo	Tu	We	Th	Fr	Sa	
Th	We	Tu	Mo	Su	Sa	Fr	Th	10 40	Ar..... Washington, D. C..Lv	4 35	Su	Mo	Tu	We	Th	Fr	Sa	
Th	We	Tu	Mo	Su	Sa	Fr	Th	12 00	Ar..... Baltimore, Md..Lv	3 20	Su	Mo	Tu	We	Th	Fr	Sa	
Th	We	Tu	Mo	Su	Sa	Fr	Th	2 20	Ar..... Philadelphia, Pa..Lv	12 20	Su	Mo	Tu	We	Th	Fr	Sa	
Th	We	Tu	Mo	Su	Sa	Fr	Th	4 40	Ar..... New York, N. Y..Lv	11 08	Su	Mo	Tu	We	Th	Fr	Sa	
Th	We	Tu	Mo	Su	Sa	Fr	Th	11 20	Ar..... Boston, Mass..Lv	1 00	Su	Mo	Tu	We	Th	Fr	Sa	

Eastbound tourist car on trains 102, 40, 30; westbound on trains 29, 39, 101.
 Tourist Pullman Sleepers: Personally conducted excursions leave San Francisco on train 102 daily for Los Angeles, El Paso, New Orleans, Washington and East as per schedule above. Note also Westbound schedules.

CONDENSED SCHEDULES TOURIST CAR LINES

FROM
SAN FRANCISCO, CAL.
Showing trains on which handled.

TO DESTINATION	ROUTE	Sun.	Mon.	Tue.	Wed.	Thu.	Fri.	Sat.
		Nos.	Nos.	Nos.	Nos.	Nos.	Nos.	Nos.
Chicago, Ill.	Sunset, I. C.			10				
Cincinnati, Ohio.	Sunset, I. C.			10				
New Orleans, La.	Sunset, I. C. & N. O.	10				10	10	10
Washington, D. C.	S. P. U. P. C. M. & St. P.	102	102	102	102	102	102	102
Chicago, Ill.	S. P., U. P. C. & N. W.	10	10	10	10	10	10	10
Chicago, Ill.	S. P., U. P. C. M. & St. P.	20	20	20	20	20	20	20
Chicago, Ill.	S. P., U. P. C. M. & St. P.	20	20	20	20	20	20	20
Chicago, Ill.	S. P., D. & R. G., Burl.	6		6		6		6
Chicago, Ill.	S. P., D. & R. G., C. R. I. & P.	6		6		6		6
St. Louis, Mo.	S. P., D. & R. G., Burl.							
St. Louis, Mo.	S. P., D. & R. G., C. R. I. & P.			6				6
Ogden, Utah.	S. P.			6				6
Chicago, Ill.	S. P., E. P. & S. W. R. I.	8-4	8-4	8-4	8-4	8-4	8-4	8-4
Portland, Ore.	S. P.	14	14	14	14	14	14	14
Portland, Ore.	S. P.	16	16	16	16	16	16	16
Portland, Ore.	S. P.	54	54	54	54	54	54	54

SUNSET ROUTE. SAN FRANCISCO, LOS ANGELES, NEW ORLEANS, CHICAGO

Line 541 1/2. Via S. P., G. H. & S. A., T. & N. O., M. L. & T., I. C.

Service	No.	Time	STATIONS	Time	No.	Service
Tu	18	9 00	Lv San Francisco .S. P. Ar	1 00	101	Sa
We	10	3 30	Lv Los Angeles.....Ar	9 20	9	Fr
Th	11	30	Lv El Paso G.H.&S.A. Lv	1 30	101	Su
Fr	10	8 30	Ar San Antonio.....Lv	8 50	9	We
Sa	10	6 55	Ar New Orleans M.L.&T Lv	11 30	9	Tu
Sa	2	7 10	Lv New Orleans.....I. C. Ar	8 55	3	Tu
Su	2	6 35	Ar Memphis.....I. C. Lv	9 05	3	Mo
Su	2	9 30	Ar Chicago.....I. C. Lv	6 35	3	Mo

SUNSET ROUTE. SAN FRANCISCO, LOS ANGELES, NEW ORLEANS, CINCINNATI.

Line 3483 1/2. Via S. P., G. H. & S. A., T. & N. C., M. L. & T., I. C., B. & C. S. W.

Service	No.	Time	STATIONS	Time	No.	Service
Mo	18	9 00	Lv San Francisco .S. P. Lv	1 00	101	Su
Mo	10	11 35	Lv San Jose.....Ar	11 40	101	Su
Tu	10	10 35	Lv Santa Barbara.....Ar	1 30	101	Su
Tu	10	3 30	Lv Los Angeles.....Ar	9 20	9	Sa
We	10	11 30	Lv El Paso.....GH&S.A Lv	9 30	9	Fr
Th	10	8 30	Ar San Antonio.....Lv	8 50	9	We
Fr	10	6 55	Ar New Orleans M.L.&T Lv	11 30	9	We
Fr	2	7 10	Lv New Orleans.....I. C. Ar	8 55	3	Mo
Sa	2	6 35	Ar Memphis.....I. C. Lv	9 05	3	We
Sa	102	6 30	Ar Louisville.....I. C. Lv	9 45	103	Tu
Su	12	7 30	Ar Cincinnati B.&O.S.W.Lv	6 00	15	Tu

SUNSET ROUTE. SAN FRANCISCO, LOS ANGELES, SAN ANTONIO, NEW ORLEANS.

Line 3489 1/2. Via S. P., G. H. & S. A., T. & N. O., M. L. & T.

Service	No.	Time	STATIONS	Time	No.	Service
Daily, 1st day	18	9 00	Lv San Francisco .S. P. Ar	1 00	101	Daily, 5th day
" 2nd "	10	3 30	Lv Los Angeles.....Ar	9 20	9	" 4th "
" 3rd "	10	11 30	Lv El Paso G.H.&S.A. Lv	9 30	9	" 3rd "
" 4th "	10	8 50	Ar San Antonio.....Lv	8 50	9	" 2nd "
" 5th "	10	6 55	Ar New Orleans M.L.&T Lv	11 30	9	" 1st "

OGDEN ROUTE. SAN FRANCISCO AND CHICAGO.

Line 294 1/2. Via S. P., U. P., C. M. & St. P.

Service	No.	Time	STATIONS	Time	No.	Service
Daily, 1st day	20	10 20	Lv San Francisco .S. P. Ar	9 30	19	Daily, 4th day
" 1st "	20	10 54	Lv Oakland 16th St. Ar	8 50	19	" 4th "
" 1st "	20	1 45	Lv Sacramento.....Ar	5 50	19	" 4th "
" 2nd "	20	1 10	Lv Ogden.....U. P. Ar	6 30	19	" 3rd "
" 3rd "	20	7 35	Ar Omaha.....U. P. Lv	12 30	19	" 2nd "
" 4th "	20	9 15	Ar Chicago C.M.&St.P. Lv	10 45	19	" 1st "

OGDEN ROUTE. SAN FRANCISCO AND CHICAGO.

Line 300 1/2. Via S. P., U. P., C. & N. W.

Service	No.	Time	STATIONS	Time	No.	Service						
Sa	Th	Tu	Mo	20	10	Lv San Francisco .S. P. Ar	9 30	19	We	Th	Sa	Mo
Sa	Th	Tu	Mo	20	10	Lv Oakland 16th St. Ar	8 50	19	We	Th	Sa	Mo
Sa	Th	Tu	Mo	20	1 45	Lv Sacramento.....Ar	5 50	19	We	Th	Sa	Mo
Su	Fr	We	Tu	20	1 20	Lv Ogden.....Un. Pac. Ar	7 05	67	Tu	We	Fr	Su
Mo	Sa	Th	We	20	7 35	Ar Omaha.....U. P. Lv	12 40	17	Mo	Tu	Th	Sa
Tu	Su	Fr	Th	20	9 15	Ar Chicago. C. & N. W. Lv	10 30	17	Su	Mo	We	Fr

OGDEN ROUTE. SAN FRANCISCO AND CHICAGO.

Line 299 1/2. Via S. P., U. P., C. M. & St. P.

Service	No.	Time	STATIONS	Time	No.	Service						
Fr	We	Mo	Su	10	2 52	Lv San Francisco .S. P. Ar	8 50	5	We	Fr	Su	Tu
Fr	We	Mo	Su	10	2 52	Lv Oakland 16th St. Ar	8 08	5	We	Fr	Su	Tu
Fr	We	Mo	Su	10	5 50	Lv Sacramento.....Ar	5 00	5	We	Fr	Su	Tu
Sa	Th	Tu	Mo	10	7 15	Lv Ogden.....Un. Pac. Ar	5 20	67	Tu	Th	Sa	Mo
Mo	Sa	Th	We	10	1 05	Ar Omaha.....U. P. Lv	10 30	17	Mo	We	Fr	

TOURIST CAR LINES

CONTINUED

OGDEN ROUTE. Line 301 1/2. LOS ANGELES AND CHICAGO Via S. P., U. P., C. & N. W.												
Sa	Th	Tu	17	5 00	Lv Los Angeles.....	Sou. Pac. Ar	2 20	10	Sa	Mo	We	Tu
Su	Fr	We	17	7 55	Lv San Jose.....	" Ar	11 25	18	Fr	Su	Tu	Tu
Su	Fr	We	10	2 45	Lv Oakland Pier.....	" Ar	8 23	5	Fr	Su	Tu	Tu
Sa	Th	Tu	10	5 50	Lv Sacramento.....	" Ar	5 00	5	Fr	Su	Tu	Tu
Mo	Sa	Th	10	7 15	Lv Ogden.....	Un. Pac. Ar	5 20	67	Th	We	Sa	Mo
We	Mo	Sa	10	1 05	Ar Omaha.....	" Lv	10 30	17	Th	Fr	Su	Tu
We	Mo	Sa	10	2 00	Ar Chicago.....	C. & N. W. Lv	9 35	17	Tu	Th	Sa	Sa

OGDEN ROUTE. Line 291 1/2. LOS ANGELES AND CHICAGO Via S. P., U. P., C. M. & ST. P.												
Fr	We	Mo	17	5 00	Lv Los Angeles.....	Sou. Pac. Ar	2 20	10	Sa	Mo	We	Tu
Sa	Th	Tu	17	7 55	Lv San Jose.....	" Ar	11 25	10	Fr	Su	Tu	Tu
Sa	Th	Tu	17	9 42	Ar Oakland Pier.....	" Lv	9 30	18	Fr	Su	Tu	Tu
Sa	Th	Tu	10	2 45	Lv Oakland Pier.....	Sou. Pac. Ar	9 03	5	Fr	Su	Tu	Tu
Sa	Th	Tu	10	5 50	Lv Sacramento.....	" Ar	5 50	5	Fr	Su	Tu	Tu
Su	Fr	We	10	7 15	Lv Ogden.....	Un. Pac. Ar	5 20	5	Th	Th	Sa	Mo
Tu	Su	Fr	10	1 05	Ar Omaha.....	" Lv	10 30	17	Tu	Th	Sa	Mo
Tu	Su	Fr	10	2 00	Ar Chicago.....	C. M. & St. P. Lv	9 30	3	Mo	We	Fr	Fr

OGDEN ROUTE. SAN FRANCISCO OR LOS ANGELES AND ST. LOUIS Via S. P., D. & R. G., C. B. & Q.												
.....	Tu	17	5 00	Lv Los Angeles.....	Sou. Pac. Ar	2 20	10	Su
.....	Lv San Jose.....	" Ar	11 25	10	Sa
.....	Ar Oakland Pier.....	" Lv	9 30	18	Sa
.....	We	6	7 30	Lv Oakland Pier.....	Sou. Pac. Ar	8 23	5	Sa
.....	We	6	10 55	Lv Sacramento.....	" Ar	5 00	5	Sa
.....	Fr	6	6 55	Lv Ogden.....	Un. Pac. Ar	5 00	5	Th
.....	Sa	6	12 20	Ar Denver.....	D. & R. G. Ar	10 00	5	Fr
.....	Su	16	8 40	Ar Kansas City.....	" Lv	9 50	15	We
.....	Mo	16	7 19	Ar St. Louis.....	C. B. & Q. Lv	9 01	15	Tu

OGDEN ROUTE. Line 235 1/2. SAN FRANCISCO AND ST. LOUIS Via S. P., D. & R. G., C. R. I. & P.												
.....	Sa	6	7 00	Lv San Francisco.....	Sou. Pac. Ar	8 50	5	Tu
.....	Sa	6	7 37	Lv Oakland, 16th St.....	" Ar	8 08	5	Tu
.....	Mo	6	10 55	Lv Sacramento.....	" Ar	5 00	5	Mo
.....	Sa	6	6 55	Lv Ogden.....	D. & R. G. Ar	5 00	5	Mo
.....	Tu	6	12 20	Ar Denver.....	" Lv	10 00	5	Su
.....	We	23	4 50	Ar Kansas City.....	C. R. I. & P. Lv	10 50	27	Sa
.....	Th	28	7 32	Ar St. Louis.....	" Lv	9 06	27	Fr

OGDEN ROUTE. SAN FRANCISCO AND ST. LOUIS Via S. P., U. P., C. R. I. & P., Wab.												
Daily, 1st day	20	10	20	Lv San Francisco.....	Sou. Pac. Ar	10 10	1	Daily, 4th day
" 1st "	20	10	54	Lv Oakland, 16th St.....	" Ar	9 30	1	" 4th "
" 2nd "	20	1	30	Lv Ogden.....	Un. Pac. Ar	7 05	1	" 3rd "
" 3rd "	20	8	45	Ar Denver.....	" Lv	4 50	1	" 2nd "
" 4th "	20	9	15	Ar Kansas City.....	" Lv	10 15	1	" 1st "
" 4th "	20	6	40	Ar St. Louis.....	C. B. & Q. Lv	2 15	1	" 2nd "
" 4th "	20	6	30	Ar St. Louis.....	Wab. Lv	2 15	1	" 1st "

OGDEN ROUTE. SAN FRANCISCO AND ST. LOUIS Via S. P., U. P., C. R. I. & P.												
Daily, 1st day	10	2	20	Lv San Francisco.....	Sou. Pac. Ar	9 30	19	Daily, 4th day
" 1st "	10	2	52	Lv Oakland, 16th St.....	" Ar	8 50	19	" 4th "
" 2nd "	10	8	05	Lv Ogden.....	Un. Pac. Ar	7 05	19	" 3rd "
" 3rd "	10	7	00	Lv Denver.....	C. R. I. & P. Lv	19	" 1st "
" 5th "	10	7	36	Ar St. Louis.....	" Lv	9 06	19	" 1st "

EL PASO ROUTE. SAN FRANCISCO, LOS ANGELES, EL PASO, KANSAS CITY, CHICAGO Line 234 1/2. Via S. P., E. P. & S. W., C. R. I. & P.												
Daily, 1st day	8	10	40	Lv San Francisco.....	Sou. Pac. Ar	7 50	7	Daily, 5th day
" 1st "	8	11	12	Lv Oakland, 16th St.....	" Ar	7 10	7	" 5th "
" 1st "	8	6	30	Lv Fresno.....	" Ar	11 45	7	" 5th "
" 2nd "	8	7	20	Ar Los Angeles.....	" Ar	10 00	7	" 4th "
" 2nd "	4	11	45	Lv Los Angeles.....	" Ar	2 30	3	" 4th "
" 3rd "	4	1	45	Ar El Paso.....	" Lv	2 50	3	" 3rd "
" 3rd "	4	2	09	Lv El Paso.....	E. P. & S. W. Ar	1 35	3	" 3rd "
" 4th "	4	7	15	Ar Kansas City.....	C. R. I. & P. Lv	11 00	3	" 2nd "
" 5th "	4	10	15	Ar Chicago.....	" Lv	8 05	3	" 1st "

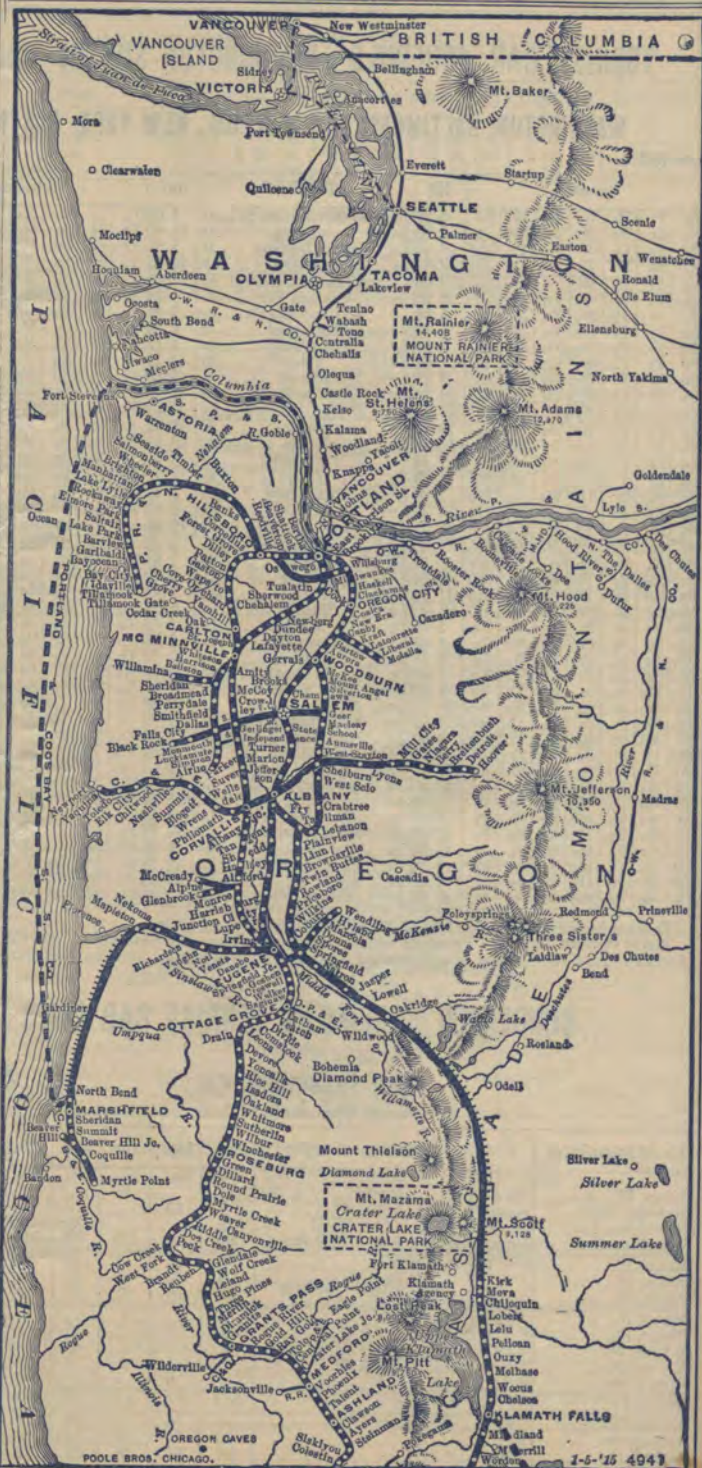
EL PASO ROUTE. LOS ANGELES, EL PASO, KANSAS CITY, CHICAGO Line 237 1/2. Via S. P., E. P. & S. W., C. R. I. & P.												
Daily, 1st day	2	3	00	Lv Los Angeles.....	Sou. Pac. Ar	7 15	1	Daily, 4th day
" 2nd "	2	4	30	Ar El Paso.....	" Lv	6 45	1	" 3rd "
" 2nd "	2	4	45	Lv El Paso.....	E. P. & S. W. Ar	6 20	1	" 3rd "
" 3rd "	2	10	40	Ar Kansas City.....	C. R. I. & P. Lv	11 30	1	" 1st "
" 4th "	2	1	45	Ar Chicago.....	" Lv	9 00	1	" 1st "

SHASTA ROUTE. Line 601 1/2. SAN FRANCISCO AND PORTLAND Via Sou. Pac.												
Daily, 1st day	16	8	20	Lv San Francisco.....	Sou. Pac. Ar	12 50	15	Daily, 2nd day
" 1st "	16	8	50	Lv Oakland Pier.....	" Ar	12 23	15	" 2nd "
" 1st "	16	8	57	Lv Oakland, 16th St.....	" Ar	12 10	15	" 2nd "
" 2nd "	16	12	25	Lv Sacramento.....	" Ar	9 05	15	" 2nd "
" 3rd "	16	7	20	Ar Portland.....	" Lv	1 30	15	" 1st "

SHASTA ROUTE. Line 610 1/2. SAN FRANCISCO AND PORTLAND Via Sou. Pac.												
Daily, 1st day	14	1	00	Lv San Francisco.....	Sou. Pac. Ar	7 30	13	Daily, 3rd day
" 1st "	14	1	27	Lv Oakland Pier.....	" Ar	7 03	13	" 3rd "
" 1st "	14	1	34	Lv Oakland, 16th St.....	" Ar	6 50	13	" 3rd "
" 2nd "	14	4	20	Lv Davis.....	" Ar	3 45	13	" 3rd "
" 2nd "	14	10	15	Ar Portland.....	" Lv	8 15	13	" 1st "

SHASTA ROUTE. Line 600 1/2. SAN FRANCISCO AND PORTLAND Via Sou. Pac.												
Daily, 1st day	54	11	40	Lv San Francisco.....	Sou. Pac. Ar	9 30	53	Daily, 2nd day
" 2nd "	54	12	10	Lv Oakland Pier.....	" Ar	9 03	53	" 2nd "
" 2nd "	54	12	18	Lv Oakland, 16th St.....	" Ar	8 50	53	" 2nd "
" 3rd "	54	3	25	Lv Sacramento.....	" Ar	7 00	53	" 2nd "
" 3rd "	54	8	40	Ar Portland.....	" Lv	12 30	53	" 1st "

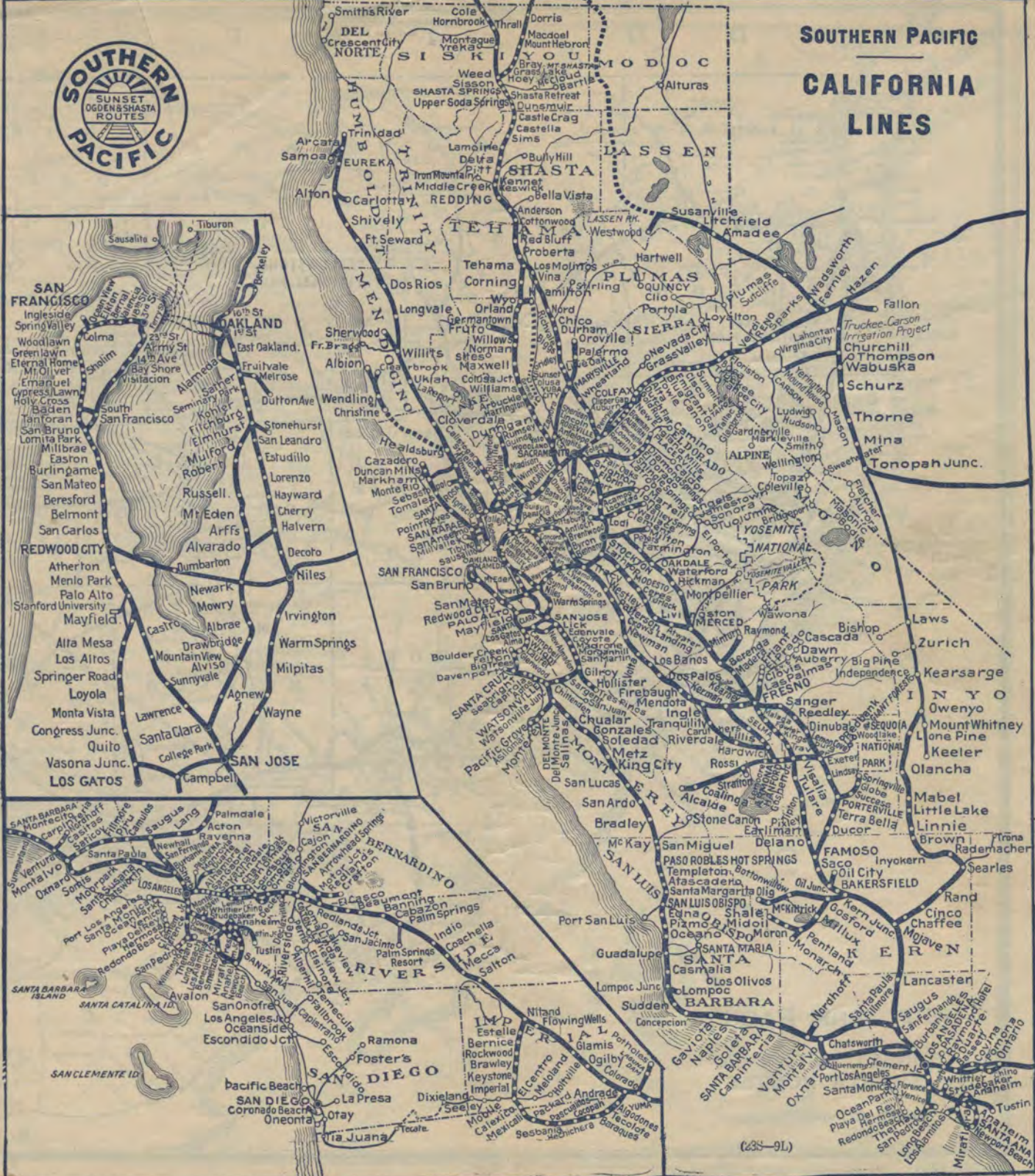
SOUTHERN PACIFIC OREGON LINES



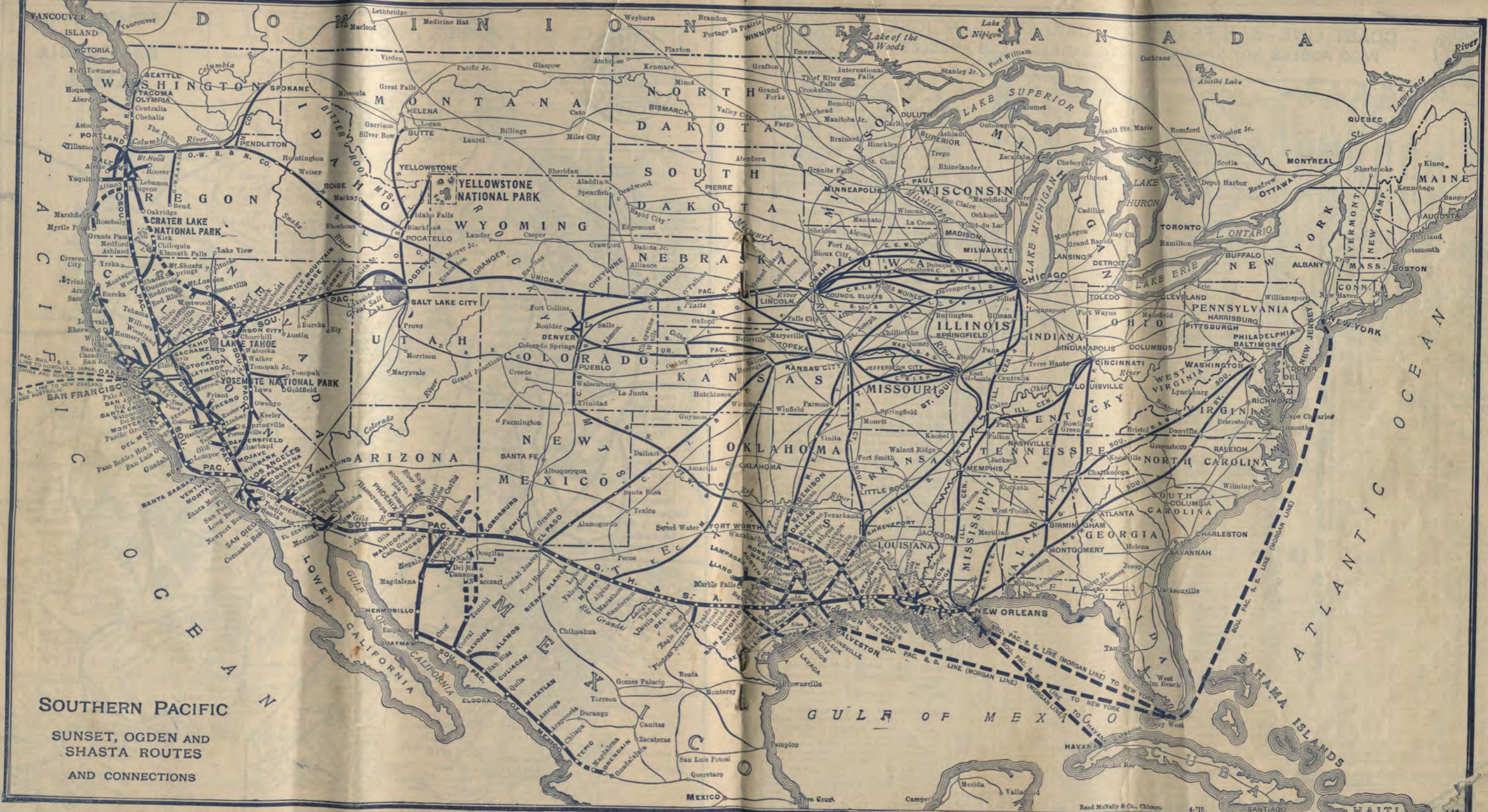
YOSEMITE NATIONAL PARK--AUTO-STAGE FROM EL PORTAL--ASK AGENTS FOR FOLDER



SOUTHERN PACIFIC CALIFORNIA LINES



THE SOUTHERN PACIFIC AIMS TO SERVE THE PUBLIC PROMPTLY, PLEASANTLY AND WELL



SOUTHERN PACIFIC
SUNSET, OGDEN AND
SHASTA ROUTES
AND CONNECTIONS

SETTLERS WANTED FOR SOUTHERN PACIFIC LANDS IN CALIFORNIA, NEVADA AND UTAH—ADDRESS LAND DEP'T SOUTHERN PACIFIC COMPANY, FLOOD BLDG., SAN FRANCISCO, CAL., OR GROSSE BLDG., LOS ANGELES, CAL.



COAST LINE—SAN FRANCISCO, OAKLAND, SAN JOSE, PASO ROBLES HOT SPRINGS, SANTA BARBARA, LOS ANGELES

WELLS, FARGO & CO. EXPRESS



		18-10	76	102	24	22	78	STATIONS		Elev	75	17	101	23	77	21
		Daily	Daily	Daily	Daily	Daily	Daily	Mts			Daily	Daily	Daily	Daily	Daily	Daily
		8 00	5 00	9 00	8 05	8 00			0 Lv. San Francisco (3d St.)	6	9 45	1 00	4 00	9 50	10 55	
		c		9 32					18 Lv. San Mateo	22	d		3 25		10 25	
		c		9 45					25 Lv. Redwood City	28	d		3 12		10 15	
		c		9 54	b				30 Lv. Palo Alto	57	d		3 01		10 08	
		9 13	6 15	10 30	9 15	9 10			44 Lv. Santa Clara	71	d		2 37			
		9 40	6 40	10 30	9 15	9 10			47 Ar. San Jose (Market St.)	85	8 33	11 45	2 30	8 40	9 41	
		9 50	7 11	10 30	9 15	9 10			0 Lv. San Francisco (Mkt St.)	6	11 10	10 10	2 50	5 50		
		11 25	8 35	10 30	9 15	9 10			7 Lv. Oakland (1st & B'way)	15	10 30	9 32	2 12	5 10		
		11 35	9 20	10 30	9 15	9 10			10 Lv. Fruitvale	32	10 17	9 23	2 05	5 00		
		12 30	10 11	10 30	9 15	9 10			45 Ar. Santa Clara	71	9 00		3 50			
				10 35	9 20	9 14			47 Ar. San Jose (Market St.)	85	8 50	7 55	12 50			
				11 20	9 55				47 Lv. San Jose (Market St.)	85	8 28	7 45	11 40	2 22	8 36	9 36
				11 45	10 10				71 Lv. Morganhill	150	7 05		1 34		8 57	9 57
				11 57	10 23				81 Lv. Gaijourn	192	6 47		1 14		8 40	9 40
				12 02	10 28				87 Lv. Sargent	133			1 03		8 50	9 50
				12 05	10 30				100 Lv. Watsonville Junc.	22	7 02	6 05	10 13	11 59	7 09	8 01
				12 08	10 33				110 Lv. Del Monte	15	6 44	5 43	9 40	11 38	6 50	7 38
				12 11	10 36				118 Lv. Salinas	43	6 31	5 28	9 25	11 07	6 36	7 20
				12 14	10 39				128 Lv. Chualar	101		5 05		10 47		6 57
				12 17	10 42				135 Lv. Gonzales	127		4 55		10 34		6 47
				12 20	10 45				144 Lv. Soledad	180		4 41	8 46	10 10		6 33
				12 23	10 48				152 Lv. Melz	231		4 25		9 46		6 17
				12 26	10 51				164 Lv. King City	331		4 07	8 11	9 25		5 55
				12 29	10 54				172 Lv. San Lucas	395		3 50		9 07		5 36
				12 32	10 57				183 Lv. San Ardo	451		3 27	7 41	8 50		5 19
				12 35	11 00				196 Lv. Bradley	538		3 02		8 25		4 56
				12 38	11 03				204 Lv. McKay	540		2 49		8 12		4 36
				12 41	11 06				207 Lv. San Miguel	615		2 43	7 02	8 07		4 20
				12 44	11 09				216 Lv. Paso Robles Hot Springs	721		2 27	6 49	7 54	4 09	4 05
				12 47	11 12				222 Lv. Templeton	772		2 17	6 49	7 43		4 10
				12 50	11 15				228 Lv. Atascadero			2 07		7 32		4 00
				12 53	11 18				230 Lv. Eagle	985				7 27		3 50
				12 56	11 21				236 Lv. Santa Margarita	995		1 57	6 18	7 20		3 30
				12 59	11 24				252 Lv. San Luis Obispo	237	2 50	1 10	5 32	6 30		3 00
				1 00	11 27				258 Lv. Edna	224		12 50				2 35
				1 03	11 30				263 Lv. Pismo	25		12 34				2 27
				1 06	11 33				266 Lv. Oceano	127		12 25				2 21
				1 09	11 36				277 Ar. Guadalupe	79		12 02	4 35			2 02
				1 12	11 39				0 Lv. Guadalupe (P. C. E.)	79		11 45		6 50		1 40
				1 15	11 42				9 Ar. Santa Maria			11 15		6 20		1 30
				1 18	11 45				277 Lv. Guadalupe	79		12 02	4 35			2 02
				1 21	11 48				281 Lv. Waldorf			11 52				1 55
				1 24	11 51				288 Lv. Casimira	283		11 36				1 42
				1 27	11 54				303 Ar. Lompoc Junction	45		10 59	3 40			1 16
				1 30	11 57				0 Lv. Lompoc Junction	45				7 55		12 55
				1 33	12 00				10 Ar. Lompoc					7 15		12 15
				1 36	12 03				303 Lv. Lompoc Junction	45		10 59	3 40			1 16
				1 39	12 06				325 Lv. Concepcion	108		10 15				12 35
				1 42	12 09				339 Lv. Gaviota	92		9 52				12 13
				1 45	12 12				355 Lv. Naples	92		9 25				11 47
				1 48	12 15				359 Lv. Ellwood	87		9 15				11 41
				1 51	12 18				360 Lv. Coromar							
				1 54	12 21				363 Lv. Goleta	37		9 05				11 35
				1 57	12 24				371 Ar. Santa Barbara	2	11 20	8 50	1 35		11 15	11 20
				2 00	12 27				371 Lv. Santa Barbara	2	11 15	8 40	1 30		11 10	11 05
				2 03	12 30				375 Lv. Miramar							6 35
				2 06	12 33				376 Lv. Summerland	47						6 13
				2 09	12 36				381 Lv. Carpinteria	7		8 15			11 00	6 04
				2 12	12 39				398 Ar. Ventura	43		7 40			10 22	5 30
				2 15	12 42				398 Lv. Ventura	43				7 50		5 50
				2 18	12 45				414 Ar. Nordhoff	720				6 45		6 45
				2 21	12 48				398 Lv. Ventura	43		7 40		10 10	10 10	5 30
				2 24	12 51				403 Ar. Montalvo	88				9 50		5 18
				2 27	12 54				403 Lv. Montalvo	88						5 05
				2 30	12 57				408 Lv. Oxnard	45		7 15				4 45
				2 33	13 00				438 Lv. Santa Susana	963						4 17
				2 36	13 03				446 Lv. Chatsworth	925						3 59
				2 39	13 06				450 Lv. Zelzah						3 25	
				2 42	13 09				463 Ar. Burbank	554					7 55	3 25
				2 45	13 12				0 Lv. Montalvo	88				9 50		
				2 48	13 15				5 Lv. Saticoy	145				9 38		
				2 51	13 18				12 Lv. Santa Paula	286				9 15		
				2 54	13 21				22 Lv. Fillmore	474				8 50		
				2 57	13 24				45 Lv. Saugus	1161				7 50		
				3 00	13 27				49 Lv. Newhall	1220				7 25		
				3 03	13 30				55 Lv. San Fernando	1063				7 14		
				3 06	13 33				463 Lv. Burbank	554				6 50		7 55
				3 09	13 36				475 Ar. Los Angeles	291		8 00	5 00	10 15	6 20	8 00
				3 12	13 39											7 25
				3 15	13 42											2 55

THROUGH CAR SERVICE

No. 78 and 77. SHORE LINE LIMITED.
 Pullman Parlor Cars: Observation Parlor Car, Composite Car (lounging parlor, library and writing desk), San Francisco and Los Angeles.
 Dining Cars: San Francisco and Los Angeles.
 Tickets Honored: First-class tickets only with Pullman Car tickets honored on Nos. 77 and 78.
 Telephone Connections in Observation Cars for thirty minutes before departure: at San Francisco, "Sutter 6280," at Los Angeles, Main 8421.

Nos. 22 and 21. THE COASTER.
 Steel Chair Car and Smoker: San Francisco and Los Angeles.
 Dining Car: San Francisco and Los Angeles.
 Transportation Honored: All classes.

Nos. 24 and 23. SAN LUIS OBISPO PASS.
 Reclining Chair Cars: San Francisco and San Luis Obispo.

Nos. 102 and 101. SUNSET LIMITED.
 Standard Sleepers: San Francisco and Los Angeles; San Francisco and New Orleans; Los Angeles and New Orleans.
 Compartment Observation Sleeper: San Francisco and New Orleans.
 Tourist Sleepers: San Francisco, New Orleans and Washington D. C.
 Coach: Yuma to Tucson.
 Dining Cars: San Francisco and New Orleans.

For detail of above equipment see page 15, Standard Folder.

Nos. 76 and 75. THE LARK.
 Electric lighted throughout.
 Pullman Standard Sleepers and Observation Car, San Francisco and Los Angeles. San Jose to Los Angeles (en route from Seattle on Shasta Limited)
 Dining Car: Breakfast into San Francisco and Los Angeles.

Transportation Honored: First-class tickets only, in connection with Pullman tickets. No passengers carried locally between San Francisco and Watsonville Junction, except interline tickets from or to points beyond Portland, Oregon, Albuquerque or El Paso will be honored for stops at any scheduled stopping point between San Francisco and Los Angeles. Passengers will be carried locally only when lower berth space is available.

Telephone Connections in Observation Cars for thirty minutes before departure, at San Francisco "Sutter 6280," at Los Angeles, "Main 8241."

Nos. 18 and 17. SEASHORE EXPRESS.
 Smoker and Coach: San Francisco and Los Angeles
 Dining Car: Oakland and Los Angeles.
 Pullman Standard Sleepers: San Francisco, Oakland Pier and Los Angeles. Los Angeles to Oakland Pier (en route to Seattle on Shasta Limited).
 Transportation Honored: All classes.

Nos. 80 and 79. SANTA BARBARA PASS.
 Pullman Standard Sleeper: Los Angeles and Santa Barbara.
 Chair Cars: Los Angeles and Santa Barbara.

Light face figures A. M. Dark face figures P. M.
 *Daily. †Flag stop to receive or discharge passengers. ‡Meals. §Stops to let off passengers from points south of San Luis Obispo. b Stops on signal Sundays only to receive passengers for Watsonville Junction and points south thereof. c N. 75 will stop at any station between San Francisco and San Jose to receive passengers for Santa Barbara and south thereof. d No. 75 will stop at any station between San Jose and San Francisco to discharge passengers from Santa Barbara and south thereof. e Will wait for S. P. No. 22 until 3:45 p. m. ©U. S. Mail box at station or on platform. (265-5L)

CONDENSED SCHEDULE—DEL MONTE JUNCTION AND PACIFIC GROVE

7:40	8:55	11:15	6:45	Lv. Del Monte Junc.	Ar	5:40	9:00	10:45	05:16	40:30
8:17	29:54	43:11								



SAN JOAQUIN VALLEY LINE—SAN FRANCISCO, OAKLAND MERCED, LOS BANOS, FRESNO



WELLS FARGO & CO. EXPRESS

	86 Daily	26 Daily	80-88 Daily	50 Daily	38 Daily	52 Daily	8 Daily	32-3 Daily	84 Daily	82-36 Daily	36 Daily	Miles	STATIONS	87 Daily	25 Daily	91-79 Daily	81 Daily	49 Daily	83 Daily	35-31 Daily	7-37 Daily	7 Daily	85-51 Daily	85 Daily
	11 40	12 07	5 00	4 40	4 00	3 20	10 40	9 00	9 20	7 20	6 40	0	Lv. San Francisco (Mkt St) Ar	7 50	8 50	10 10	10 10	1 10	4 10	4 30	7 30	7 50	10 00	11 20
	12 07	6 25	5 24	4 03	4 24	3 45	10 05	9 45	9 45	7 44	7 05	4	Lv. Oakland Pier. Ar	7 23	8 23	9 43	10 10	12 43	4 43	4 02	7 02	7 23	9 37	10 45
	12 14	6 31		5 09		3 52	11 12	9 52	9 52	7 12	7 12	6	Lv. Oakland (16th St.) Ar	7 13	8 14		10 10	12 30	4 30		7 02	7 23	9 37	10 45
	12 21	6 38		5 16		3 59	11 19	9 59	9 59	7 19	7 19	6	Lv. Berkeley (University Ave.) Ar	7 05	8 07		10 10	12 20	4 20		7 02	7 23	9 37	10 45
	12 30			5 24		4 08	11 28	10 07	10 07	7 28	7 28	15	Lv. Richmond Ar	6 55			10 10	12 10	4 10		7 02	7 23	9 37	10 45
	1 00	7 11		5 51		4 32	11 48	10 38	10 38	8 18	8 18	31	Lv. Vallejo Junction Ar	6 32			10 10	11 45	4 45		7 02	7 23	9 37	10 45
	1 07					4 43	12 03	10 44	10 44	8 27	8 27	35	Lv. Port Costa Ar	6 25	7 32		10 10	11 45	4 45		7 02	7 23	9 37	10 45
	2 20	8 20				4 52	12 11	11 12	11 12	8 35	8 35	49	Lv. Pittsburg Ar	6 12			10 10	11 23	4 23		7 02	7 23	9 37	10 45
						5 23	12 36	11 19	11 19	8 59	8 59	54	Lv. Antioch Ar	5 47			10 10	10 52	4 52		7 02	7 23	9 37	10 45
						5 34	12 43	11 40	11 40	9 07	9 07	62	Lv. Byron Ar				10 10	10 08	4 08		7 02	7 23	9 37	10 45
						6 01	1 05	11 40	11 40	9 32	9 32	69	Lv. Byron Hot Springs Ar				10 10	10 01	4 01		7 02	7 23	9 37	10 45
						6 05	1 09	11 44	11 44	9 36	9 36	72	Lv. Tracy Ar	4 55	6 20		10 10	9 38	4 38		7 02	7 23	9 37	10 45
						6 35	1 40	12 05	12 05	10 10	10 10	82	Lv. Oakland (First & Bdwy) Ar				10 10	9 38	4 38		7 02	7 23	9 37	10 45
												7	Lv. Alameda (Park St.) Ar	8 00	9 00	10 21		12 50	4 40		7 02	7 23	9 37	10 45
												10	Lv. Fruitvale Ar						4 40		7 02	7 23	9 37	10 45
												29	Lv. Niles Ar						4 40		7 02	7 23	9 37	10 45
												41	Lv. Pleasanton Ar						4 40		7 02	7 23	9 37	10 45
												47	Lv. Livermore Ar						4 40		7 02	7 23	9 37	10 45
												71	Lv. Tracy Ar						4 40		7 02	7 23	9 37	10 45
												0	Lv. Sacramento Ar	7 15	11 20	11 20	9 45	11 20	3 10	3 10	6 20	6 20	9 40	9 40
												48	Lv. Stockton Ar	5 45	9 35	9 35	7 35	9 35	1 10	1 10	4 30	4 30	7 35	8 00
												58	Lv. Lathrop Ar	5 26	9 10	9 10	7 18	9 10	1 50	1 50	4 10	4 10	7 18	8 00
												68	Lv. Tracy Ar	5 10	8 45	8 45			1 50	1 50	4 10	4 10	7 18	8 00
												82	Lv. Tracy Ar	4 50					1 50	1 50	4 10	4 10	7 18	8 00
												85	Lv. Banta Ar						1 50	1 50	4 10	4 10	7 18	8 00
												93	Lv. Lathrop Ar	4 28					1 50	1 50	4 10	4 10	7 18	8 00
												97	Lv. Manteca Ar	4 14					1 50	1 50	4 10	4 10	7 18	8 00
												99	Lv. Morano Ar						1 50	1 50	4 10	4 10	7 18	8 00
												101	Lv. Weston Ar						1 50	1 50	4 10	4 10	7 18	8 00
												103	Lv. Ripon Ar	4 03					1 50	1 50	4 10	4 10	7 18	8 00
												106	Lv. Salida Ar	3 55					1 50	1 50	4 10	4 10	7 18	8 00
												113	Lv. Modesto Ar	3 44					1 50	1 50	4 10	4 10	7 18	8 00
												117	Lv. Ceres Ar	3 32					1 50	1 50	4 10	4 10	7 18	8 00
												121	Lv. Keyes Ar	3 20					1 50	1 50	4 10	4 10	7 18	8 00
												126	Lv. Turlock Ar	3 08					1 50	1 50	4 10	4 10	7 18	8 00
												132	Lv. Delhi Ar						1 50	1 50	4 10	4 10	7 18	8 00
												136	Lv. Livingston Ar	2 45					1 50	1 50	4 10	4 10	7 18	8 00
												139	Lv. Arena Ar	2 40					1 50	1 50	4 10	4 10	7 18	8 00
												143	Lv. Atwater Ar	2 30					1 50	1 50	4 10	4 10	7 18	8 00
												151	Lv. Merced Ar	2 10					1 50	1 50	4 10	4 10	7 18	8 00
												161	Lv. Athlone Ar	1 45					1 50	1 50	4 10	4 10	7 18	8 00
												167	Lv. Minturn Ar						1 50	1 50	4 10	4 10	7 18	8 00
												168	Lv. Chowehilla Ar	1 32					1 50	1 50	4 10	4 10	7 18	8 00
												172	Lv. Califa Ar	1 25					1 50	1 50	4 10	4 10	7 18	8 00
												173	Lv. Fairmead Ar						1 50	1 50	4 10	4 10	7 18	8 00
												177	Lv. Berenda Ar	1 18					1 50	1 50	4 10	4 10	7 18	8 00
												184	Lv. Madera Ar	1 06					1 50	1 50	4 10	4 10	7 18	8 00
												199	Lv. Biola Junc. Ar						1 50	1 50	4 10	4 10	7 18	8 00
												206	Lv. Fresno Ar	12 30					1 50	1 50	4 10	4 10	7 18	8 00
												71	Lv. Tracy Ar						1 50	1 50	4 10	4 10	7 18	8 00
												1031	Lv. Lyoth Ar						1 50	1 50	4 10	4 10	7 18	8 00
												1036	Lv. Yarmouth Ar						1 50	1 50	4 10	4 10	7 18	8 00
												1045	Lv. Vernalis Ar						1 50	1 50	4 10	4 10	7 18	8 00
												84	Lv. Romain Ar						1 50	1 50	4 10	4 10	7 18	8 00
												1058	Lv. Westley Ar						1 50	1 50	4 10	4 10	7 18	8 00
												1118	Lv. Vanormer Ar						1 50	1 50	4 10	4 10	7 18	8 00
												1115	Lv. Patterson Ar						1 50	1 50	4 10	4 10	7 18	8 00
												1134	Lv. Crows Landing Ar						1 50	1 50	4 10	4 10	7 18	8 00
												1150	Lv. Newman Ar						1 50	1 50	4 10	4 10	7 18	8 00
												1204	Lv. Gustine Ar						1 50	1 50	4 10	4 10	7 18	8 00
												1212	Lv. Linora Ar						1 50	1 50	4 10	4 10	7 18	8 00
												1218	Lv. Ingomar Ar						1 50	1 50	4 10	4 10	7 18	8 00
												1230	Lv. Volta Ar						1 50	1 50	4 10	4 10	7 18	8 00
												1245	Lv. Los Banos Ar						1 50	1 50	4 10			



SAN JOAQUIN VALLEY LINE—SAN FRANCISCO, FRESNO, MOJAVE, SAUGUS, BAKERSFIELD, LOS ANGELES



WELLS FARGO & CO. EXPRESS

86-104 Daily	82-94 Daily	60 Daily	92 Daily	108 Daily	86 Daily	26 Daily	50 Daily	8 Daily	32-8 Daily	84-90 Daily	84-132 Daily	82-36-90 Daily	Mis	STATIONS	25 Daily	49 Daily	83-31 Daily	7-83 Daily	7-37 Daily	7 Daily	51 Daily	107-87 Daily	105-87 Daily	89 Daily	87 Daily	63 Daily	
11 40	7 20			8 00	11 40	6 00	4 40	10 40	9 00	9 20	9 20	7 20	0	Lv. San Francisco (MkSt) ○Ar	8 50	1 10	4 30	4 10	7 30	7 50	10 00	7 50	7 50	7 50	
6 05	f 7 32			f 8 00	6 05	11 15	9 55	6 15	6 15	3 45	3 45	3 15	206	Ar. Fresno ○Lv	3 05	5 15	9 40	9 40	12 01	12 01	4 15	12 30	12 30	9 10	11 55	
6 30	f 7 40			f 8 13	6 20	11 25	10 10	6 30	6 30	4 10	4 10	4 10	206	Lv. Fresno ○Ar	2 55	4 50	9 33	9 33	11 45	11 45	6 15	6 15	8 00	9 10	11 55	
	f 7 53			f 8 25				6 42	6 42				208	Lv. Calwa Lv			f 9 19	f 9 19	11 27	11 27	6 35	6 35	f 8 53	f 8 53		
	f 8 04			f 8 38	f 6 50		10 41	7 05	7 05				210	Lv. Malaga Lv			f 9 11	f 9 11	11 15	11 15	6 25	6 25	f 8 45	f 8 45		
	8 25			9 15	7 17		10 51	7 18	7 18				215	Lv. Fowler Lv			9 00	9 00	11 02	11 02	6 13	6 13	8 34	11 17		
	8 35	9 30	7 25				11 20	7 42	7 55				221	Lv. Selma Lv			8 50	8 50	10 47	10 47	3 29	3 29	8 23	8 23		
	8 55	9 50	7 45				11 40	8 15	8 15				226	Ar. Kingsburg Lv			8 30	8 30	10 20	10 20	3 10	3 10	8 00	10 45		
	9 09	10 05	7 59										240	Ar. Goshen Junc. ○Lv	3 58									7 40	10 40	4 50	
	9 20	10 15	8 10											0 Lv. Goshen Junc. ○Ar			8 10				3 05			7 40	10 40	4 50	
	10 37													7 Ar. Visalia Lv			7 50				2 45			7 20	10 15	4 30	
	10 46													13 Ar. Farmersville Lv							2 30			6 41	10 00	4 15	
	11 00													18 Ar. Exeter Lv							2 20			6 30	9 50	4 06	
	11 11													25 Ar. Lindsay Lv							1 56					3 50	
	11 25													29 Ar. Strathmore Lv							1 45					3 40	
	11 59													36 Ar. Porterville Lv							1 30					3 25	
														43 Ar. Terra Bella Lv													
														49 Ar. Ducor Lv													
														70 Ar. Famoso Lv													
														240 Lv. Goshen Junc. ○Ar	3 58	8 30	8 30	8 30			3 10	6 25			10 45	4 50	
														250 Lv. Tulare Lv	3 38	8 10	8 10	8 10			2 51	6 03			10 25	4 30	
														260 Lv. Tipton Lv							2 35	4 36				4 05	
														267 Lv. Pixley Lv								4 25				4 15	
														272 Lv. Earlmart Lv								4 14				9 40	
														281 Lv. Delano Lv								4 01				9 27	
														287 Lv. McFarland Lv								3 30				8 45	
														293 Lv. Famoso Ar								3 15					
														313 Ar. Bakersfield ○Lv	12 10	2 10	6 35	6 35	7 15	7 15	1 53	3 41	3 05				
														312 Lv. Bakersfield ○Ar	12 05	1 55					1 20	3 05					
														320 Lv. Edison Lv								2 42					
														335 Lv. Caliente Lv								2 15					
														349 Lv. Woodford Lv								1 58					
														361 Lv. Tehachapi Lv								1 48					
														365 Lv. Monolith Lv								1 38					
														381 Lv. Mojave Lv	9 38	11 10						1 28					
														394 Lv. Rosamond Lv								1 18					
														406 Lv. Lancaster Lv								1 08					
														414 Lv. Palmdale Lv								1 00					
														426 Lv. Aetna Lv								1 00					
														429 Lv. Ravenna Lv								1 00					
														439 Lv. Lang Lv								1 00					
														451 Ar. Saugus Lv	7 10	8 40						1 00					
														0 Lv. Saugus Ar			10 05					9 05					
														17 Lv. Pira Lv			9 25					8 15					
														24 Lv. Fillmore Lv			9 08					8 00					
														34 Lv. Santa Paula Lv			8 45					7 35					
														41 Lv. Saticoy Lv			8 22					7 10					
														46 Ar. Montalvo Lv			8 10					6 50					
														51 Lv. Ventura Lv			8 00					6 20					
														68 Lv. Carpinteria Lv			7 30					6 14					
														73 Lv. Summerland Lv			7 22					6 00					
														79 Ar. Santa Barbara ○Lv			7 10					5 15					
														451 Lv. Saugus Ar	7 10	8 40						9 03	7 45	6 40			
														453 Lv. Newhall Lv								8 58	7 35	6 35			
														462 Lv. San Fernando Lv								8 37	7 10	6 14			
														472 Ar. Burbank Lv								8 15	6 50	5 35			
														484 Ar. Los Angeles ○Lv	6 00	7 30						7 45	6 20	5 15			

BERENDA-RAYMOND

* 5 20	0 Lv.	Berenda	Ar	10 25
f 6 08	11 Ar.	Daulton	Lv	9 43
f 6 35	19 Ar.	Herbert	Lv	9 18
f 6 45	20 Ar.	Knowles Junc.	Lv	9 10
f 6 52	21 Ar.	Raymond	Lv	9 00

EQUIPMENT

Trains 84 and 83. BAKERSFIELD PASSENGER.
 Reclining Chair Car: San Francisco and Bakersfield.
 Observation Buffet Car: San Francisco and Bakersfield.
 Trains 8 and 7: VALLEY EXPRESS.
 Reclining Chair Cars: San Francisco and Los Angeles. Train Porters between San Francisco and Fresno.
 Dining Car: Port Costa to Bakersfield. Bakersfield to Merced.
 Pullman Tourist Sleeper: San Francisco and Los Angeles daily (en route to and from Chicago via El Paso and C. R. I. & P. on Nos. 3 and 4.)
 Pullman Standard Sleepers: San Francisco and Los Angeles; Bakersfield and Los Angeles. Bakersfield to Los Angeles (en route from Fresno on No. 90). Mojave to Los Angeles (on No. 8 from Owenyo, Mondays, Wednesdays, Fridays). Los Angeles to Fresno (No. 7-83).
 Transportation Honored: All Classes.

Trains 51-52: FRESNO PASSENGER.
 Reclining Chair Cars: San Francisco and Fresno.
 Dining Car: Merced to Oakland (No. 51).
 Observation Parlor Car: Bakersfield to San Francisco.
 Transportation Honored: All Classes.

Trains 50 and 49: SAN JOAQUIN VALLEY FLYER.
 Coaches: San Francisco and Los Angeles.
 Dining Car: San Francisco to Fresno. Fresno to Port Costa.
 Pullman Tourist Sleeper: Los Angeles to San Francisco (No. 49).
 Observation Parlor Car: San Francisco to Bakersfield.
 Pullman Standard Sleepers: San Francisco to Los Angeles en route to New Orleans. Fresno and Los Angeles. Los Angeles to Lathrop (No. 49) for Sacramento on No. 122. Los Angeles to Mojave (No. 49) Tuesdays, Thursdays and Sundays for Owenyo on No. 402.
 Transportation Honored: All Classes.

Trains 26 and 25: OWL LIMITED.
 Dining Car: Oakland and Los Angeles.
 Buffet Club Car: San Francisco and Los Angeles.

Pullman Standard Sleepers: San Francisco and Los Angeles. San Francisco and Los Angeles (en route to and from Chicago on Golden State Limited). Tracy to Los Angeles on No. 26 (en route from Sacramento on No. 121).

Observation Sleeper: San Francisco and Los Angeles. Ladies' parlor, library, magazines and periodicals.
 Telephone Connection: At Oakland Pier for thirty minutes before departure. "Lakeside 1420."
 Transportation Honored: First class pay tickets only.

Trains 86 and 87: BAKERSFIELD EXPRESS.
 Smoker and Chair Cars: San Francisco and Bakersfield.
 Observation Buffet Car: San Francisco and Bakersfield.
 Pullman Standard Sleepers: San Francisco and El Portal (Yosemite); San Francisco and Fresno; San Francisco and Porterville (handled on Nos. 104 and 105 South of Fresno), San Francisco and Bakersfield.
 Transportation Honored: All Classes.

Trains 108-107: FRESNO-LOS ANGELES EXPRESS.
 Reclining Chair Car: Fresno and Los Angeles.
 Observation Parlor Car: Fresno and Los Angeles.
 Transportation Honored: All Classes.

Light face figures A. M. Dark face figures P. M. *—Daily. f—Flag stop to receive or discharge passengers. —Meals. ○—U. S. Mail box at station or on platform. —Arrive San Francisco 10-10 p. m., Saturday and Sunday. a—Stops only to receive passengers for Oakland and San Francisco. (28S-71.)

NETHERLANDS ROUTE—SOUTHERN PACIFIC SACRAMENTO RIVER BOATS—DAY AND NIGHT SCHEDULES



SUNSET ROUTE—SAN FRANCISCO, LOS ANGELES, EL PASO AND SAN ANTONIO, HOUSTON, NEW ORLEANS



See pages 26, 27, 28, schedules San Francisco and Los Angeles
WELLS, FARGO & CO. EXPRESS

78-33 Daily	50-30 Daily	2 Daily	18-10 Daily	26-4 Daily	102 Daily	Mls.	STATIONS	Elevation	3-25 Daily	9-101 Daily	101 Daily	1-77 Daily	37-21 Daily	35-49 Daily	10 Daily	102 Daily	Mls.	STATIONS	Elevation	101 Daily	9 Daily
8 00	4 40	9 00	6 00				0 Lv San Francisco (Market St) Ar	6	8 50					1 10	10 30	8 45	1296	Lv El Paso, Tex. (M.T.) GH&SA Ar	3713	11 00	5 30
9 50	7 55	2 20	8 45	5 00			0 Lv San Francisco (3rd St) Ar			1 00	1 00	9 50	10 55	11 30	9 45	1296	Lv El Paso, Tex. (C.T.) Ar	3713	11 00	6 30	
11 00	8 55	3 00	3 30	11 45	8 15		484 Ar Los Angeles Ar	291	6 00	10 15	10 15	8 00	7 25	12 23	1 15	1316	Lv Clint Ar	3630		6 33	
11 24	9 19	3 24	3 54	12 09			484 Lv Los Angeles Ar	291	2 30	9 20	9 45	7 15	6 45	1 48	1 48	1348	Lv Fort Hancock Ar	3519		4 44	
10 13	8 50	2 55	2 55	11 05	7 25		484 Lv Shorb Ar	977	2 06	8 56		6 51	6 20	2 42	2 42	1365	Lv Finlay Ar	3945		4 09	
12 13			4 50	12 50			0 Lv Pasadena P. E. Ry. Ar	826	2 49	10 51	10 51	8 49	6 57	4 48	4 48	1387	Lv Sierra Blanca Ar	4512		3 25	
12 28			4 25	6 07	1 10		514 Lv Pomona Ar	853	1 25	8 10		6 05	5 17	4 48	4 48	1456	Lv Valentine Ar	4424	6 13	1 20	
1 00	11 2		4 45	5 40	10 05		520 Lv Ontario Ar	980	1 10	7 53		8 51	4 58	6 22	6 22	1504	Lv Paisano Ar	5082	6 11	12 10	
11 45	10 50	4 50	4 50	12 10	9 45		539 Ar Colton Ar	963	12 40	7 20	7 55	5 20	4 15	7 42	7 42	1517	Lv Alpine Ar	4465	4 24	11 14	
12 15	10 45	4 45	4 45	12 45	9 45		0 Lv San Bernardino P. E. Ry. Ar	1039	1 20	8 20	8 20	7 20	6 20	7 42	7 42	1548	Lv Marathon Ar	4043	3 34	10 08	
1 05	11 25	5 00	5 45	1 45	10 10		0 Lv Riverside P. E. Ry. Ar	868	1 23	8 23	8 23	6 23	6 23	7 42	7 42	1608	Lv Sanderson Ar	4278	1 53	7 05	
1 20	11 42	6 00	6 00	2 00			0 Lv Redlands Ar	1334	12 35	7 10	7 45			7 42	7 42	1629	Lv Dryden Ar	2109		7 04	
2 10	12 30	7 00	7 00				539 Lv Colton Ar	963	12 35	7 15	7 50	5 15	4 10	10 25	10 25	1710	Lv Comstock Ar	1321		5 18	
2 20	12 45	7 15	7 15				545 Lv Redlands Junction Ar	1194	12 20	7 00	7 35	5 00	4 10	10 25	10 25	1715	Lv Del Rio Ar	1556	9 45	4 12	
2 30	12 55	7 25	7 25				553 Lv El Casco Ar	1870						10 25	10 25	1740	Lv Spoford Ar	1007		2 50	
2 40	1 00	7 40	7 40				562 Lv Beaumont Ar	2558	11 50	6 05	4 25	3 05	2 18	11 03	11 03	1782	Lv Spoford Ar	1007		1 27	
2 50	1 10	7 50	7 50				568 Lv Banning Ar	2314		5 45				11 03	11 03	1805	Lv Chine Ar	917		12 37	
3 00	1 20	8 00	8 00				574 Lv Cabazon Ar							11 03	11 03	1823	Lv Uvalde Ar	930		11 69	
3 10	1 30	8 10	8 10				588 Lv Palm Springs Ar	676		5 10				11 03	11 03	1845	Lv Sabinal Ar	567		11 17	
3 20	1 40	8 20	8 20				611 Lv Indio Ar	22	10 05	4 20	5 15	2 30	12 15	11 03	11 03	1857	Lv D'Hanis Ar	881		10 51	
3 30	1 50	8 30	8 30				614 Lv Coachella Ar	76		4 07				11 03	11 03	1866	Lv Hondo Ar	690		10 34	
3 40	2 00	8 40	8 40				618 Lv Thermal Ar	122		3 45				11 03	11 03	1876	Lv Dunlay Ar	592		10 13	
3 50	2 10	8 50	8 50				624 Lv Mecca Ar	197		3 32				11 03	11 03	1890	Lv Lacoate Ar	721		9 45	
4 00	2 20	9 00	9 00				638 Lv Salton Ar	264						11 03	11 03	1915	Ar San Antonio Ar	661	4 50	8 50	
4 10	2 30	9 10	9 10				668 Ar Niland Ar	130	8 38	2 25	3 48	1 02	10 10	11 00	11 00	1915	Ar San Antonio Ar	661	4 40	7 55	
4 20	2 40	9 20	9 20				566 Lv Niland Ar	130						11 00	11 00	1940	Lv Marion Ar	642		6 55	
4 30	2 50	9 30	9 30				636 Ar Imperial Ar	70						11 00	11 00	1951	Lv Seguin Ar	550		6 31	
4 40	3 00	9 40	9 40				699 Ar El Centro Ar	2						11 00	11 00	1961	Lv Kingsbury Ar	604		6 05	
4 50	3 10	9 50	9 50				0 Lv El Centro Ar	2	2 55	5 35	5 35	7 25		12 14	12 14	1972	Lv Luling Ar	407		5 43	
5 00	3 20	10 00	10 00				4 Lv Imperial Ar	70	5 15	5 15	5 15	7 00		12 14	12 14	1981	Lv Harwood Ar	456		5 18	
5 10	3 30	10 10	10 10				32 Ar Niland Ar	130	4 00	4 00	4 00	5 40		12 32	12 32	1994	Lv Waelder Ar	367		4 51	
5 20	3 40	10 20	10 20				668 Lv Niland Ar	130	8 38	2 25	3 48	1 02		12 32	12 32	2004	Lv Flatonia Ar	452		4 25	
5 30	3 50	10 30	10 30				698 Lv Glamis Ar	328		1 27				12 32	12 32	2011	Lv Schulenburg Ar	346		5 57	
5 40	4 00	10 40	10 40				717 Lv Ogilby, Cal Ar	352		1 02				12 32	12 32	2026	Lv Weimer Ar	410		3 38	
5 50	4 10	10 50	10 50				733 Ar Yuma, Ariz. (P. T.) Ar	137	7 05	12 35	2 15	11 25		12 32	12 32	2038	Lv Ghidien Ar	233		12 00	
6 00	4 20	11 00	11 00				733 Lv Yuma, Ariz. (M. T.) Ar	137	8 02	1 28	3 10	12 20		12 32	12 32	2041	Lv Columbus Ar	201		3 30	
6 10	4 30	11 10	11 10				747 Lv Blaisdell Ar	185		12 40				12 32	12 32	2057	Lv Eagle Lake Ar	174		2 25	
6 20	4 40	11 20	11 20				754 Lv Dome Ar	187		12 28				12 32	12 32	2088	Lv Rosenberg Ar	105		1 18	
6 30	4 50	11 30	11 30				770 Lv Wellton Ar	253		11 55				12 32	12 32	2093	Lv Richmond Ar	90		1 03	
6 40	5 00	11 40	11 40				793 Lv Mohawk Ar	540		11 55				12 32	12 32	2101	Lv Sugarland Ar	82		12 48	
6 50	5 10	11 50	11 50				812 Lv Aztec Ar	494		10 57				12 32	12 32	2124	Ar Houston, G. H. & S. A. Ar	64	10 10	11 50	
7 00	5 20	12 00	12 00				826 Lv Sentinel Ar	686	5 15	10 15	12 18	9 18		12 32	12 32	2207	Ar Beaumont, T. & N. O. Ar	64	10 00	11 30	
7 10	5 30	12 10	12 10				856 Lv Gila Ar	736	4 38	9 15	11 20	8 27		12 32	12 32	2207	Ar Beaumont, Tex. Ar	32		8 49	
7 20	5 40	12 20	12 20				898 Ar Maricopa Ar	1172	3 15	7 40	9 55	7 15		12 32	12 32	2236	Ar Echo, La. T. & N. O. Ar	6 53		8 45	
7 30	5 50	12 30	12 30				0 Lv Maricopa A. E. Ar	1172		7 05	7 05	7 00		12 32	12 32	2266	Lv Lake Charles, L. W. Ar	16	6 50	7 55	
7 40	6 00	12 40	12 40				35 Ar Phoenix A. E. Ar	1082	6 00	6 00	6 00	6 00		12 32	12 32	2290	Lv Welsh Ar	32		6 56	
7 50	6 10	12 50	12 50				0 Lv Phoenix A. E. Ar	1082	6 25	11 15	11 15	8 20		12 32	12 32	2301	Lv Jennings Ar	20		6 11	
8 00	6 20	1 00	1 00				35 Ar Maricopa Ar	1172	5 15	10 05	10 05	7 30		12 32	12 32	2315	Lv Crowley Ar	32		5 48	
8 10	6 30	1 10	1 10				898 Lv Maricopa Ar	1172	3 03	7 23	9 47	7 15		12 32	12 32	2341	Ar LaFayette, L. W. Ar	51	3 34	4 36	
8 20	6 40	1 20	1 20				919 Lv Casa Grande Ar	1395		6 51	9 18	6 33		12 32	12 32	2341	Lv LaFayette, M. L. & T. Ar	51	3 29	4 30	
8 30	6 50	1 30	1 30				951 Lv Red Rock Ar	1864		5 53		5 48		12 32	12 32	2360	Lv New Iberia Ar	20		3 55	
8 40	7 00	1 40	1 40				967 Lv Rillito Ar			5 29				12 32	12 32	2385	Lv Franklin Ar	10		3 05	
8 50	7 10	1 50	1 50				984 Ar Tucson Ar	2390	1 00	4 48	7 42	5 00		12 32	12 32	2405	Lv Morgan City Ar	14		2 25	
9 00	7 20	2 00	2 00				1013 Lv Tucson Ar	2390		3 56	7 30	3 59		12 32	12 32	2475	Ar New Orleans, La. (C.T.) M. L. & T. Ar	12 01	12 40	11 30	
9 10	7 30	2 10	2 10				1024 Lv Pantano Ar	3544		3 32				12 32	12 32	2487	Ar New Orleans, La. (C.T.) M. L. & T. Ar	11 00	11 30		
9 20	7 40	2 20	2 20				1034 Lv Mesal Ar	4060		3 05	5 55	3 19		12 32	12 32	2519					
9 30	7 50	2 30	2 30				1064 Lv Dragon Ar	4614		2 21		2 32		12 32	12 32	2557					
9 40	8 00	2 40	2 40				1075 Lv Cochise Ar	4220		1 35	4 45	1 55		12 32	12 32	2585					
9 50	8 10	2 50	2 50				1114 Lv Bowtie Ar	3758		1 25	3 48	1 13		12 32	12 32	2615					
10 00	8 20	3 00	3 00				1129 Lv San Simon, Ariz. Ar	3609		12 05		12 40		12 32	12 32	2639					
10 10	8 30	3 10	3 10				1148 Lv Steins, N. M. Ar	4358		11 39		12 13		12 32	12 32	2675					
10 20	8 40	3 20	3 20																		



SAN FRANCISCO, HANFORD, COALINGA, PORTERVILLE, SHALE, FRIANT, MCKITTRICK, MONARCH, SPRINGVILLE, LEMON COVE, CASCADA



WELLS, FARGO & CO. EXPRESS

SAN FRANCISCO, GOSHEN JUNCTION, HANFORD, LEMOORE, COALINGA

No. 311 Lv Coalinga 10 45 (Wed, only) Ar Alameda. 11 10	No. 80 Lv Rossi. 11 20 Ar Stratford. 11 53	97 Daily	65 Daily	61 Daily	131 Daily	153 Daily	86-82 85 Daily	8-69 Daily	32-89 Daily	84-63 Daily	82-36 Daily	Mis.	STATIONS										94-83 31 Daily	94-83 Daily	88-89 87 Daily	64-51 Daily	70 Daily	72 Daily	132 Daily	66 Daily	154 Daily	No. 81 Lv Stratford 1 00 Ar Rossi. 1 35	No. 312 Lv Alameda. 11 15 (Wed, only) Ar Coalinga. 11 40			
		11 40	10 40	9 00	9 20	7 20	6 30	6 30	5 55	5 03	240	Ar. Lv. San Francisco (Mkt.St.)	Ar. Lv. Oakland, 16th St.	Ar. Lv. Fresno	Ar. Lv. Goshen Junction	Ar. Lv. Goshen Junction	Ar. Lv. Hanford	Ar. Lv. Armona	Ar. Lv. Lemoore	Ar. Lv. Rossi	Ar. Lv. Huron	Ar. Lv. Turk	Ar. Lv. Coalinga	Ar. Lv. Fresno	Ar. Lv. Hanford	Ar. Lv. Armona	Ar. Lv. Lemoore	Ar. Lv. Rossi	Ar. Lv. Huron	Ar. Lv. Turk	Ar. Lv. Coalinga					
							11 40	10 40	9 00	9 20	7 20	6 30	6 30	5 55	5 03	240	Ar. Lv. San Francisco (Mkt.St.)	Ar. Lv. Oakland, 16th St.	Ar. Lv. Fresno	Ar. Lv. Goshen Junction	Ar. Lv. Goshen Junction	Ar. Lv. Hanford	Ar. Lv. Armona	Ar. Lv. Lemoore	Ar. Lv. Rossi	Ar. Lv. Huron	Ar. Lv. Turk	Ar. Lv. Coalinga	Ar. Lv. Fresno	Ar. Lv. Hanford	Ar. Lv. Armona	Ar. Lv. Lemoore	Ar. Lv. Rossi	Ar. Lv. Huron	Ar. Lv. Turk	Ar. Lv. Coalinga

SAN FRANCISCO, GOSHEN JUNCTION, EXETER, PORTERVILLE, FAMOSO, BAKERSFIELD.

64	64	96	108-60	94-82	92	86-104	50-154	8-68	84-132-80	MIs.	STATIONS										105-87	7	93-83	65-83	97-51	63-107	67-89	71	99-87	61	131													
											Ar. Lv. San Francisco (Mkt.St.)	Ar. Lv. Oakland, 16th St.	Ar. Lv. Fresno	Ar. Lv. Goshen Junction	Ar. Lv. Goshen Junction	Ar. Lv. Visalia	Ar. Lv. Farnersville	Ar. Lv. Exeter	Ar. Lv. Lindsay	Ar. Lv. Porterville	Ar. Lv. Terra Bella	Ar. Lv. Famoso	Ar. Lv. Bakersfield	Ar. Lv. Fresno	Ar. Lv. Hanford	Ar. Lv. Armona	Ar. Lv. Hanford	Ar. Lv. Goshen Junction	Ar. Lv. Fresno	Ar. Lv. Hanford	Ar. Lv. Armona	Ar. Lv. Hanford	Ar. Lv. Goshen Junction	Ar. Lv. Fresno	Ar. Lv. Hanford	Ar. Lv. Armona	Ar. Lv. Hanford	Ar. Lv. Goshen Junction						
							11 40	4 40	10 40	9 20	7 50	6 40	6 40	5 50	5 00	206	Ar. Lv. San Francisco (Mkt.St.)	Ar. Lv. Oakland, 16th St.	Ar. Lv. Fresno	Ar. Lv. Goshen Junction	Ar. Lv. Goshen Junction	Ar. Lv. Visalia	Ar. Lv. Farnersville	Ar. Lv. Exeter	Ar. Lv. Lindsay	Ar. Lv. Porterville	Ar. Lv. Terra Bella	Ar. Lv. Famoso	Ar. Lv. Bakersfield	Ar. Lv. Fresno	Ar. Lv. Hanford	Ar. Lv. Armona	Ar. Lv. Hanford	Ar. Lv. Goshen Junction	Ar. Lv. Fresno	Ar. Lv. Hanford	Ar. Lv. Armona	Ar. Lv. Hanford	Ar. Lv. Goshen Junction	Ar. Lv. Fresno	Ar. Lv. Hanford	Ar. Lv. Armona	Ar. Lv. Hanford	Ar. Lv. Goshen Junction

SAN FRANCISCO, LOS ANGELES AND SHALE

11 40	0	Lv. San Francisco (Mkt. St.)	Ar	8 50
6 20	206	Lv. Fresno	Ar	2 55
9 15	313	Ar. Bakersfield	Ar	12 10
10 00	0	Lv. Los Angeles	Ar	7 20
6 00	170	Ar. Bakersfield	Ar	10 45
9 35	0	Lv. Bakersfield (S.P. Depot)	Ar	6 02
11 50	46	Ar. Moron (Taft)	Lv	3 44
12 12	52	Ar. Midoil	Lv	3 30
12 21	84	Ar. Fellow	Lv	3 26
12 30	56	Ar. Shale	Lv	3 20

INGLE, KERMAN, ARMONA, HANFORD, GOSHEN JUNCTION

8 50	8 00	0	Lv. Ingle <th>Ar</th> <th>7 30</th>	Ar	7 30
9 03	8 13	6	Lv. Tranquility	Ar	7 18
9 15	8 23	10	Lv. San Joaquin	Lv	6 08
	9 13	33	Lv. Riverdale	Lv	6 15
	9 24	38	Lv. Hub	Lv	5 57
	9 40	43	Ar. Hardwick	Lv	5 45
		0	Lv. Kerman	Ar	8 00
		12	Lv. Raisin City	Lv	7 36
		18	Lv. Caruthers	Lv	7 27
		28	Lv. Lillis	Lv	7 10
		30	Ar. Hardwick	Lv	7 07
		0	Lv. Hardwick	Ar	5 15
		6	Ar. Armona	Lv	5 00
		10	Ar. Hanford	Lv	4 45
		22	Ar. Goshen Junction	Lv	4 20

FRESNO, SANGER, EXETER, PORTERVILLE

60	98	90	96	104	M	STATIONS				93	7-95	105	63
7 30	4 10	12 05	6 30	0	Lv. Fresno	Ar	9 25	11 45	8 00				
8 11	4 48	12 42	7 07	14	Lv. Sanger	Ar	8 45	11 08	7 21				
8 38	5 13	1 08	7 33	24	Lv. Reedley	Ar	8 19	10 37	6 55				
8 51	5 25	1 20	7 45	30	Lv. Dinuba	Ar	8 07	10 25	6 42				
9 04	5 37	1 31	7 55	34	Lv. Monson	Ar	7 55	10 15	6 30				
9 15	6 25	1 45	8 40	52	Ar. Exeter	Lv	7 10	9 35	5 50	4 05			
9 25	7 15	3 05	9 28	69	Ar. Porterville	Lv	8 35	5 05	3 25				
8 35	8 05	0	10 55	104	Ar. Famoso	Lv	7 15	3 45					
9 15	8 15	0	11 39	124	Ar. Bakersfield	Lv	6 40	3 05					

PORTERVILLE, SPRINGVILLE

11 15	0	Lv. Porterville <th>Ar</th> <th>3 05</th>	Ar	3 05
11 27	3	Lv. Adobe	Lv	2 47
11 36	5	Lv. Worth	Lv	2 37
11 50	8	Lv. Success	Lv	2 25
12 15	13	Lv. Clavicle	Lv	2 02
12 30	16	Ar. Springville	Lv	1 50

LOS ANGELES, MOJAVE, OWENYO, LAWS, MINA, WABUSKA, HAZEN, KEELER

7 30	0	Lv. Los Angeles <th>Ar</th> <th>7 20</th>	Ar	7 20
11 00	102	Ar. Mojave	Lv	2 35
11 30	0	Lv. Mojave	Ar	1 50
1 45	41	Lv. Rand	Lv	11 00
2 30	49	Ar. Searles	Lv	10 30
2 42	53	Ar. Rademacher	Lv	10 10
3 20	68	Lv. Inyokern	Lv	9 25
3 50	77	Lv. Brown	Lv	8 50
7 20	137	Lv. Lone Pine	Lv	6 50
7 45	144	Ar. Owenyo	Lv	5 35
8 1	144	Lv. Owenyo	Ar	5 10
8 49	149	Ar. Kearsarge	Lv	4 32
10 41	176	Ar. Zurich	Lv	2 42
11 45	192	Ar. Laws	Lv	1 50
12 25	192	Lv. Laws	Ar	1 10
12 50	200	Ar. Chalfant	Lv	12 50
1 27	223	Ar. Penton	Lv	11 40
3 32	240	Ar. Mt. Montgomery	Lv	10 28
6 00	281	Ar. Tonopah Junc.	Lv	7 35
6 30	282	Ar. Mina	Lv	7 10
12 50	0	Lv. Mina	Ar	4 30
4 05	39	Ar. Wabuska	Lv	12 52
5 30	128	Ar. Hazen	Lv	11 30

FRESNO, CLOVIS, FRIANT

148	146	144	STATIONS				145	147	149
3 50	12 05	6 45	Lv. Fresno	Ar	9 25	2 50	6 30		
4 16	12 21	7 01	Lv. Barton	Ar	9 07	2 32	6 11		
4 05	12 30	7 10	Lv. Las Palmas	Ar	8 59	2 24	6 04		
4 21	12 36	7 16	Lv. Tarpey	Ar	8 54	2 19	5 59		
4 30	12 45	7 25	Lv. Clovis	Ar	8 45	2 10	5 50		
4 46	1 01	7 41	Lv. El Prado	Ar	8 30	1 54	5 34		
5 05	1 20	8 00	Ar. Friant	Lv	8 10	1 35	5 15		

SAN FRANCISCO, LOS ANGELES, MCKITTRICK

6 00	0	Lv. San Francisco (Mkt. St.)	Ar	8 50	
11 25	206	Lv. Fresno	Ar	2 55	
2 10	313	Ar. Bakersfield	Lv	12 10	
10 00	0	Lv. Los Angeles	Ar	7 20	
6 00	170	Ar. Bakersfield	Ar	10 45	
8 15	7 30	0	Lv. Bakersfield	Ar	4 00
9 49	9 20	33	Lv. Buttonwillow	Ar	1 35
		47	Lv. Asphalt	Ar	3 27
10 30	10 30	49	Ar. McKittrick	Lv	12 30

SAN FRANCISCO, LOS ANGELES, MONARCH

11 40	0	Lv. San Francisco (Mkt. St.)	Ar	8 50
6 20	206	Lv. Fresno	Ar	2 55
9 15	313	Ar. Bakersfield	Ar	12 10
10 00	0	Lv. Los Angeles	Ar	7 20
6 00	170	Ar. Bakersfield	Ar	10 45
9 30	0	Lv. Bakersfield	Ar	6 02
10 05	10	Lv. Gosford	Ar	5 32
10 59	37	Lv. Pentland	Ar	4 32
11 10	40	Ar. Hazelton	Lv	4 24
11 18	42	Ar. Monarch (Maricopa)	Lv	4 20

EL PRADO, AUBERRY, CASCADA

San Joaquin & Eastern R. R.

Daily	Daily	STATION		Daily	Daily
5 45	8 00	Lv. El Prado	Ar	5 15	7 35
7 25	9 46	Lv. Auberry	Lv	3 41	6 00
	1 00	Ar. Lawn	Lv	12 19	
	2 05	Ar. Cascada	Lv	11 15	

VISALIA ELECTRIC RAILROAD

10 33	8 05	5 25	3 25	1 20	10 00	7 55	STATIONS				8 50	10 55	1 18	3 20	6 20	7 55	10 25
11 25	9 01	6 21	4 21	2 16	10 55	8 51	Lv. Visalia	Ar	8 50	10 55	1 18	3 20	6 20	7 55	10 25		
	9 13	6 33	4 33		11 07	9 02	Lv. Lemon Cove	Lv	7 42	9 58	12 22	2 24	5 14	6 59	9 24		
		4 43			11 17		Lv. Woodlake	Lv	7 52	9 47	12 10		5 01	6 47	9 13		
		4 43					Lv. Elderwood	Lv	7 32		11 59		4 51				
		6 40			9 09	29	Lv. Redbanks	Lv	9 40				6 40				

OWENYO, KEELER

5 10	14 32	144	Lv. Owenyo <th>Ar</th> <th>8 10</th>	Ar	8 10
5 24	14 44	148	Lv. Mt. Whitney	Lv	7 32
6 10	5 20	161	Ar. Keeler	Lv	6 50

TRONA RY.

2 30	0	Lv. Searles <th>Ar</th> <th>9 55</th>	Ar	9 55
3 05	13	Lv. Spangler	Lv	9 15
3 35	26	Lv. Hanksite	Lv	8 40
3 50	31	Ar. Trona	Lv	8 30

Light Face Figures A. M. Dark Face Figures P. M. *Daily. †Daily ex. Sun. ‡Sun. only. a-Mon., Wed. and Fri. b-Tues., Thurs. and Sat. c-Daily ex. Mon. f-Flag stop to receive or discharge passengers. O-U. S. Mail box at station or on platform. (30S-8L)

SOUTHERN PACIFIC TRANS-BAY INTERURBAN ELECTRIC SERVICE IS UNEQUALLED



ARIZONA EASTERN RAILROAD CO. SOUTHERN PACIFIC R. R. OF MEXICO

SEE PAGES 26, 27, 28, 29 SCHEDULES SAN FRANCISCO, LOS ANGELES, MARICOPA, TUCSON
WELLS, FARGO & CO. EXPRESS



ARIZONA EASTERN R. R. CO. MARICOPA, TEMPE, PHOENIX

	28 Daily	24 Daily	22 Daily	26 Daily	Mi	STATIONS	21 Daily	23 Daily	25 Daily	27 Daily
	7 20	10 05	5 15	0		Lv Maricopa (M.T.)	Ar 7 05	7 00	8 45	
	f 7 34	10 19	f 5 29	8		Lv Sacate	Lv f 6 50	f 8 27		
	f 7 40	10 25	f 5 35	12		Lv Alicia	Lv f 6 42	f 8 19		
	f 7 48	10 30	f 5 41	16		Lv Helena	Lv f 6 29	f 8 00		
	f 8 06	10 45	f 5 54	23		Lv Peterson	Lv f 6 25	f 7 55		
	f 8 12	10 53	f 6 02	27		Lv Tempe	Lv f 6 20	6 18	7 50	
	f 4 48	8 19	f 11 02			Lv Kendall	Lv f 6 12	f 7 37	f 7 42	
	f 5 00	8 30	f 11 15			Lv Phoenix	Lv f 6 00	6 00	7 25	f 7 30

PHOENIX, BOWEN, RAY, WINKLEMAN, CHRISTMAS

	41-Wed. Fri.	27 Daily	Miles	STATIONS	Elev	28 Daily	42-Mon. Wed. Fri.
	8 00	7 30	0	Lv Phoenix (M.T.)	Ar 1082	5 00	1 05
	8 25	7 55	8	Lv Tempe	Lv 1158	4 40	12 40
	f 8 34	8 04	12	Lv Frankenburg	Lv 1237	f 4 30	
	f 9 30	8 20	15	Lv Mesa	Lv 1273	4 24	11 45
	f 9 32	8 24	16	Lv McQueen	Lv 1258	f 11 33	
	9 35	8 24	17	Ar Chandler Junction	Lv 1272	f 4 00	11 31
	f 9 45	8 24	19	Lv Chandler Junction	Lv 1272		11 30
	10 10	8 24	23	Lv Falfa	Lv 1275		11 20
	10 30	8 24	29	Lv Chandler	Lv 1276		11 10
		8 24	29	Ar Casaba	Lv 1259		10 40
		8 24	17	Lv Chandler Junction	Ar 1272	f 4 00	
		9 17	43	Lv Webster	Lv 1338	3 16	
		9 44	52	Lv Florence	Lv 15 5		
		10 03	62	Lv Price	Lv 1621	2 44	
		10 17	68	Lv Cochran	Lv 1680	f 2 27	
		10 47	81	Ar Ray Junction	Lv 1825	1 57	
		11 02	81	Lv Ray Junction	Ar 18 5	1 54	
		11 13	88	Lv Branaman	Lv 1880	f 1 43	
		11 44	95	Lv Hayden	Lv 1998	1 10	
		11 55	96	Lv Winkelman	Lv 1981	1 05	
		12 25	103	Ar Christmas	Lv 2101	12 30	
		12 30	1	Ar Ray Junction	Ar 11 20		2 20
		12 43	7	Ar Kelvin	Ar 11 15		2 15
		1 08	1	Ar Ray	Lv 10 50		1 45
		1 11	81	Lv Ray Junction	Ar 18 5		1 54
		1 13	88	Lv Branaman	Lv 1880		1 43
		1 44	95	Lv Hayden	Lv 1998		1 10
		1 55	96	Lv Winkelman	Lv 1981		1 05
		12 25	103	Ar Christmas	Lv 2101		12 30
		3 15	12 30	Ar Ray Junction	Ar 11 20		2 20
		3 20	12 43	Ar Kelvin	Ar 11 15		2 15
		3 55	1 08	Ar Ray	Lv 10 50		1 45
		11 02	81	Lv Ray Junction	Ar 18 5		1 54
		11 13	88	Lv Branaman	Lv 1880		1 43
		11 44	95	Lv Hayden	Lv 1998		1 10
		11 55	96	Lv Winkelman	Lv 1981		1 05
		12 25	103	Ar Christmas	Lv 2101		12 30

PHOENIX, BUCKEYE, HASSAYAMPA

30-Tue. Thu. Sat.	Miles	STATIONS	Elev	29-Tue. Thu. Sat.
8 00	0	Lv Phoenix (M.T.)	Ar 1082	12 01
8 52	16	Lv Avondale	Lv 970	11 07
9 40	31	Lv Buckeye	Lv 886	10 37
10 05	39	Ar Hassayampa	Lv 875	10 10

COCHISE, PEARCE, GLEESON

*2 30	0	Lv Cochise (M.T.) <th>Ar 4220 <th>1 30</th> </th>	Ar 4220 <th>1 30</th>	1 30
3 55	16	Lv Pearce	Lv 4220	12 01
4 40	29	Lv Kelton	Lv 4220	11 00
4 55	32	Lv Courtland	Lv 4220	10 25
5 15	35	Ar Gleeson	Lv 4220	*10 05

BOWIE, FT. THOMAS, GLOBE, MIAMI

	* 3 30	0	Lv Bowie (M.T.)	Ar 3758	12 50	
	4 37	35	Lv Solomon	Lv 2979	11 42	
	4 52	40	Lv Safford	Lv 2914	11 32	
	5 00	43	Lv Thatcher	Lv 2928	11 20	
	5 40	62	Lv Ft. Thomas	Lv 2705	10 38	
	6 40	93	Lv San Carlos	Lv 2431	9 36	
	7 50	124	Ar Globe	Lv 3507	8 30	
	* 6 55	8 05	0	Lv Globe	Ar 3507	8 16
	7 36	8 38	10	Lv Miami	Lv 3408	* 7 45
						* 8 45

NOGALES AND CANANEA

7 00	0	Lv Nogales	Ar 6 30
f 7 35	Lv Santa Cruz	Lv f	
f 7 77	Lv Del Rio	Lv f	
3 00	86	Ar Cananea	Lv b10 30

TONICHI BRANCH

0	Lv Corral	Ar
78	Lv La Dura	Lv
96	Ar Tonicchi	Lv

MAGDALENA AND GUADALAJARA

0	Lv Magdalena	Ar
	Lv Tequila	Lv
39	Ar Queritira	Lv
39	Lv Orendain N. of M.	Ar
64	Ar Guadalajara	Lv

BENSON, FAIRBANKS, NOGALES

1 00	0	Lv Benson	Ar 11 55
2 15	19	Ar Fairbank	Lv 10 50
3 00	30	Ar Huachuca	Lv 10 00
5 00	62	Ar Patagonia	Lv 8 00
6 30	88	Ar Nogales	Lv 6 00

CANANEA AND NACO

4 00	0	Lv Cananea	Ar 9 30
f 7 77	Ar Del Rio	Lv f	
f 7 77	Lv Del Rio	Ar f	
6 30	124	Ar Naco	Lv b7 00

ALAMOS BRANCH

0	Lv Navjoa	Ar
34	Lv Minas Nuevas	Lv
39	Ar Alamos	Lv

Light Face figures A. M. Dark Face figures P. M.
M. T.—Mountain Time. P. T.—Pacific Time.
minutes faster than Pacific Time. *—Daily.
c—Sat. Mon. and Wed. —Meals.

—Flag stop to receive or discharge passengers.
C. T.—Central Time. S. T.—Sonora Time, 36
—Daily except Sunday. a—Thur. b—Fri.

SOUTHERN PACIFIC R. R. OF MEXICO

NOTE. Do not rely on schedules shown below. Ask agents for latest advice.

	10-2-12 Daily	Mi	STATIONS	Elevation	11-1-21 Daily
	9 00	0	Lv San Francisco (Market St)	Ar 6	10 55
	2 20	484	Ar Los Angeles	Ar 290	7 25
	3 00	484	Lv Los Angeles	Ar 290	7 15
	5 00	540	Lv Colton	Lv 963	5 20
		545	Lv Redlands Junction	Lv 1194	15 00
	7 25	612	Lv Indio	Lv —22	2 30
	8 50	663	Lv Niland	Lv —3	1 02
	11 40	733	Lv Yuma (M.T.)	Ar 137	12 20
	4 18	898	Lv Maricopa	Ar 1172	7 15
	6 36	985	Lv Tucson	Ar 2390	5 00
	8 05	985	Lv Tucson	Ar 2390	4 40
	8 54	1004	Lv Catalinas	Ar 2390	3 50
	10 20	1041	Lv Catalinas	Ar 2390	2 30
	10 45	1051	Ar Nogales (M.T.) Sou Pac.	Ar 3869	2 05
	7 00	1051	Lv Nogales (S.T.) S.P. de Mex	Ar 3869	
	11 00	1105	Lv Magdalena	Lv 2460	6 00
	11 50	1116	Lv Santa Ana	Lv 2252	1 45
	12 55	1131	Lv Llaneta	Lv 2307	12 45
	1 25	1142	Lv Noria	Lv 2350	11 25
	2 00	1154	Lv Querobabi	Lv 2160	11 00
	2 40	1168	Lv Poma	Lv 1819	10 25
	3 25	1180	Lv Carbo	Lv 1523	9 45
	4 10	1202	Lv Pesqueira	Lv 1075	9 15
	5 10	1226	Ar Hermosillo	Ar 893	8 15
		8 00	Lv Hermosillo	Ar 893	7 00
		9 40	Lv Torres	Lv 838	1 30
		11 40	Lv Ortiz	Lv 347	11 40
		12 40	Lv Maytorena	Lv 140	9 40
		1 40	Lv Empalme	Lv 5	8 30
		2 00	Ar Guaymas	Lv 2	7 40
		7 00	Lv Guaymas	Ar 2	4 00
		f	Lv Empalme	Ar 5	f
		f	Lv Lencho	Lv 74	f
		1 00	Lv Corral	Lv 122	10 00
			Lv Esperanza	Lv 116	
			Lv Fundacion	Lv 267	
			Lv Navjoa	Lv 125	
			Lv Masiaca	Lv 167	
			Lv San Blas	Lv 115	
			Lv Ramos	Lv 138	
			Lv Guamuchil	Lv 139	
			Lv Palos Blancos	Lv 192	
			Lv Culiacan	Lv 119	
			Lv Barrantes	Lv 164	
			Lv Abuya	Lv 56	
			Lv Modesto	Lv 21	
			Lv Mazatlan	Lv 4	
			Lv Mazatlan	Ar 81	
			Lv Acaponeta	Lv 81	
			Lv Yago	Lv 89	
			Lv Tepic	Lv 3001	

The APACHE TRAIL of ARIZONA

GLOBE-PHOENIX AUTO TRIP

120 miles of scenic grandeur, with stop at the great Roosevelt Dam. A trip that crowds into ten delightful hours the thrill and irresistible romance of the Oldest Highway in America. Roosevelt Lake, 30 miles long and from one to four miles in width, is alive with Black Bass up to 7 lbs. in weight. Motor Launches and Row Boats for rent at Webb Lodge. Ancient Cliff Dwellings in vicinity. A day can be pleasantly passed fishing and sight-seeing. Leave Southern Pacific Main Line at Maricopa or Bowie, connecting with Arizona Eastern Railroad for Phoenix or Globe. Side-trip fare, rail and auto from Maricopa to Bowie, to holders of through tickets, \$20. Auto leaves Phoenix and Globe every morning. See Time Schedule above: Maricopa to Phoenix and Bowie to Globe.

ARIZONA STATE FAIR, PHOENIX, NOVEMBER 15-20, 1915



OGDEN ROUTE—SAN FRANCISCO, OAKLAND, SACRAMENTO, TRUCKEE, RENO, OGDEN, SALT LAKE CITY, CHICAGO



WELLS, FARGO & CO. EXPRESS

6 Daily	2 Daily	10 Daily	30-31 Daily	20 Daily	24 Daily	210 Daily	Mls	STATIONS	Elev	23 Daily	19 Daily	1 Daily	5 Daily	9 Daily	33-9 Daily	209 Daily	
7 00	4 25	2 20	12 00	10 20	9 00	2 15	0	Lv San Francisco (Market St.)	6	8 10	9 30	10 10	8 50	2 30	2 30	10 40	
7 30	4 50	2 45	12 00	10 47	9 27	2 45	4	Lv Oakland Pier	14	7 43	9 03	9 40	8 23	1 55	1 55	10 15	
7 44	4 51	2 52	12 31	10 54	9 34		6	Lv Oakland 16th St	12	7 30	8 50	9 33	8 08	1 45	1 45	10 04	
7 53		2 53	12 31	11 01	9 41		9	Lv Berkeley (University Ave.)	8	7 18	8 38					9 54	
			12 50		9 49		15	Lv Richmond	14	7 08						9 45	
		3 28	1 21	10 12	10 12		28	Lv Vallejo Junction	12	6 43						9 22	
8 25	5 15	3 35	1 32	11 35	10 20		31	Lv Port Costa	12	6 35	8 00	8 40	7 15			9 15	
8 50		4 00	1 50	11 45	10 45		32	Lv Benicia	10	6 05			6 45			8 52	
9 21		4 46	2 25	12 01	11 15		49	Lv Suisun-Fairfield	12	5 35						8 22	
			2 46	12 01	11 32		60	Lv Elmira	75	5 35						8 00	
9 50		5 13	3 01	12 01	11 45		68	Lv Dixon	67	5 04						7 40	
10 09	7 10	5 40	3 16	12 01	12 01		76	Lv Davis	53	4 50	6 00	6 45	5 10	11 10	11 10	7 20	
10 40		5 40	3 45	12 30	12 30		89	Lv Sacramento	30	4 25	5 50	6 40	5 00	11 00	11 00	6 50	
			4 35	12 50	12 50		7 25	Lv Sacramento	30	4 10	5 50	6 40	5 00	11 00	11 00	6 15	
			5 10	1 26	1 26		103	Lv Antelope	162				4 25	10 30	9 18	6 48	
			5 28	1 35	1 35		107	Lv Roseville	163	3 32					9 00	6 40	
			5 37	1 48	1 48		111	Lv Rocklin	249	3 15					8 50	6 30	
			5 48	1 58	1 58		114	Lv Loomis	391	3 05			4 03	10 08	8 53	6 20	
				2 09	2 09		116	Lv Penryn	635	2 57			3 56	10 02	8 47	5 10	
							120	Lv Newcastle	970	2 47			3 48	9 55	8 40	5 00	
							125	Lv Auburn (R. R. St.)	1360	2 28			3 34	9 41	8 27	4 40	
							128	Lv Bowman	1622	2 26					8 15	4 30	
							131	Lv Clipper Gap	1760	2 06					8 10	4 24	
							134	Lv Applegate	2024	1 57					8 04	4 18	
							137	Lv New England Mills	2280	1 47					7 57	4 12	
							139	Lv Lander	2422	1 40					7 52	4 07	
							142	Lv Colfax	2422	1 30					7 45	4 00	
							111	Lv Rocklin	249								
							115	Lv Penryn (Lincoln Av.)									
							120	Lv Newcastle									
							124	Lv Auburn (Nevada St.)									
							129	Lv Bowman									
							131	Lv Clipper Gap									
							134	Lv Applegate									
							137	Lv New England Mills									
							139	Lv Lander									
							142	Lv Colfax	2422								
							142	Lv Colfax	2422	1 30	3 50	4 38	2 45				
							147	Lv Cape Horn	2687	1 12			2 05				
							153	Lv Gold Run	3224	12 53			1 56				
							155	Lv Dutch Flat	3399	12 47			1 49				
							159	Lv Towle	3700	12 40							
							162	Lv Midas	4168	12 28							
							167	Lv Blue Canon	4701	12 13	2 35	3 35	1 20				
							172	Lv Emigrant Gap	5225	11 52			1 01				
							173	Lv Summit	5940	11 47			12 57				
							180	Lv Truckee	7018	10 30			11 59				
							193	Lv Truckee	5819	9 35	12 25	1 40	11 05				
							208	Lv Boca	5819	9 35	12 25	1 40	11 05	8 10		4 50	
							216	Lv Floriston, Cal.	5350	8 50			10 33	7 42		4 25	
							223	Lv Verdi, Nev.	4904	8 26			10 18	7 23		4 05	
							232	Lv Reno	4497	8 00	10 55	12 28	9 52	6 58		3 30	
							243	Lv Sparks	4413	7 33			9 20	6 30		3 10	
							246	Lv Fernley	4157	6 10			8 22	6 23		3 03	
							276	Lv Hazen	4009	5 35			7 30				
							280	Lv Lovelock	3980	7 45			5 56				
							344	Lv Nenzel		7 20			5 33				
							377	Lv Humboldt	4237	6 50			4 50				
							384	Lv Inlay	4209	6 40	8 21	3 50	3 20				
							417	Lv Winnemucca	4331	6 34	7 35	4 50	4 50				
							434	Lv Golconda	4391	6 06			3 20				
							476	Lv Battle Mountain	4513	5 04			2 15				
							508	Lv Beowawe	4697	4 34			1 25				
							526	Lv Palisade	4846	4 25			12 57				
							535	Lv Carlin	4905	4 20	4 50	12 40	11 59				
							556	Lv Elko	5066	4 10	4 16	11 59	11 25				
							577	Lv Hallelujah	5229	4 02		11 02	11 02				
							590	Lv Deeth	5342	3 50			10 35				
							599	Lv Tulasco	5511	3 40			9 25				
							608	Lv Wells	5630	3 30			8 40				
							645	Lv Cobra	5921	3 20			8 24				
							662	Lv Montello	4877	3 10	1 30	7 30	7 55				
							668	Lv Tecoma, Nev.	4811	3 00			7 25				
							680	Lv Lucin Utah	4478	2 50			7 05				
							782	Lv Ogden (P. T.)	4301	2 40			6 30	9 55	4 40		
							782	Lv Ogden (M. T.)	4301	2 30			6 20				
							1374	Lv Denver	5170	2 25	4 50	7 30	7 55	2 30	11 00		
							2214	Lv Kansas City	5170	2 10	4 35	4 45	5 50	6 35	8 05	10 00	
							2480	Lv St. Louis	480	2 00	2 15	9 01	8 00	10 10	10 30		
							1783	Lv Omaha	1034	1 40	2 00	9 10	8 00	10 10	10 30		
							2276	Lv Chicago	590	1 30	1 45	7 00	9 35				

THROUGH CAR SERVICE

No. 210—THE NEWSBOY.
 No. 209—MOUNTAIN EXPRESS.
 Standard Sleeper—San Francisco to Sacramento.
 Reclining Chair Cars—San Francisco and Colfax.

Nos. 24 and 23—GOLDFIELD PASSENGER.
 Standard Sleepers—San Francisco and Goldfield, Susanville to San Francisco, Truckee to San Francisco, Sacramento to San Francisco.
 Reclining Chair Cars—San Francisco and Goldfield.

Nos. 20 and 19—PACIFIC LIMITED.
 Standard Sleepers, Observation Sleeper, Tourist Sleepers, San Francisco and Chicago.
 Standard Sleepers—San Francisco and Salt Lake City.
 Dining Car—San Francisco and Chicago
 Reclining Chair Car—Chicago to San Francisco.

Nos. 30-34 and 33-9—SACRAMENTO-COLFAJ PASSENGER.
 Reclining Chair Cars—San Francisco and Colfax.

Nos. 10 and 5—SAN FRANCISCO LIMITED.
 Standard and Tourist Sleepers—San Francisco and Chicago.
 Tourist Sleepers—San Francisco and St. Louis.
 Observation Sleepers—San Francisco to Chicago, Ogden to Montello, Sparks to Oakland.
 Reclining Chair Cars—San Francisco to Chicago, Ogden to San Francisco.
 Dining Car—Oakland to Colfax, Inlay to Ogden, Ogden to Oakland.

Nos. 2 and 1—OVERLAND LIMITED.
 Standard Sleepers—San Francisco and Denver, San Francisco and Chicago.
 Buffet Club Car, Observation Sleeper, Dining Car—San Francisco and Chicago.

No. 6—ATLANTIC EXPRESS.
 Standard Sleepers—San Francisco to Truckee, San Francisco to Susanville, San Francisco to Omaha and Minneapolis.
 Tourist Sleepers—San Francisco to St. Louis and Chicago.
 Transportation Honored: All classes.
 For detail of above equipment, see pages 16 and 17, Standard folder.

LAKE TAHOE

SOUTHERN PACIFIC OGDEN ROUTE
 Lake Tahoe Railway & Transportation Company

Lv Truckee	0*	8 15*	11 15*	8 15
Lv Deer Park	10	8 56	11 56	8 53
Ar Tahoe Tavern	15	9 15	12 15	9 05
Lv Tahoe Tavern	0*	6 15*	9 15*	6 15
Ar Deer Park	5	6 30	10 00	6 30
Ar Truckee	15	7 05	10 35	7 05

Steamer will leave Tahoe Tavern Wharf at 9 30 for trip around Lake, returning to Tahoe Tavern Wharf at 5 00. Train leaving Truckee at 3 15 will make connections with steamer.

Light face figures A. M. Dark face figures P. M.
 *—Daily to receive or discharge passengers. —Daily, f—Daily except Sunday, †—Sunday only, [—Meals, a—Stops on signal to discharge passengers from San Francisco or Oakland or to receive passengers for points east of Ogden. b—Stops on signal to discharge passengers from points east of Ogden or to receive passengers for Oakland and San Francisco. c—To let off passengers from Sacramento and east thereof. e—Stops to discharge passengers from points east of Sparks. s—Nos. 5 and 9 stop to receive passengers for Sacramento and west thereof. r—Stops on signal to receive passengers. P. T.—Pacific Time. O—U.S. mail box at station or on platform. †—Arrive San Francisco 10.50 p. m. on Saturday and Sunday.
 (32S—10L)

OREGON SHORT LINE R. R.

0	Lv Ogden	7 00	7 30	8 15	10 50	1 10	3 41	3 51	4 55	5 35	7 10	9 00
36	Ar Salt Lake City	8 05	8 25	10 15	11 55	2 10	4 35	4 45	5 50	6 35	8 05	10 00
0	Lv Salt Lake City	12 30	12 20	1 00	9							



SAN FRANCISCO, CHEYENNE, GRAND ISLAND, OMAHA, SALT LAKE CITY, DENVER, KANSAS CITY, ST. LOUIS

SEE PAGES 16, 17, 32, SCHEDULES, SAN FRANCISCO, SACRAMENTO, RENO, OGDEN

WELLS, FARGO & CO. EXPRESS



OGDEN, CHEYENNE, DENVER, FREMONT, OMAHA VIA UNION PACIFIC R. R.

4 Daily	8 Daily	22 Daily	6 Daily	2 Daily	10 Daily	20 Daily	Mls.	STATIONS	Elevation	19 Daily	1 Daily	3-19 Daily	7-5 Daily	17-5 Daily
8 05	3 40	1 30	7 00	4 00	2 20	10 20	0	Lv San Francisco (Mkt St.) Ar	6	9 30	10 10	9 30	8 50	8 50
9 10			5 20	3 50	6 20	11 55	732	Ar Ogdren (P.T.) Lv	4301	6 30	9 55	6 30	4 40	4 40
9 56			8 40	5 10	7 35	1 20	807	Lv Ogdren (M.T.) Ar	4301	7 05	10 40	6 15	3 35	5 20
10 49			10 23				823	Lv Morgan Lv	5080			5 22		4 20
11 45	6 44	4 30	12 01	7 58	10 08	4 05	839	Lv Echo Lv	5471	5 34		4 49		4 20
12 20			12 35				859	Lv Castle Rock Lv	6240		4 20	3 30	1 03	3 15
12 39			12 52				872	Lv Evanston Lv	6759		8 10	3 30		2 35
12 52			1 03				889	Lv Altamont Lv	7395			2 53		2 05
1 01			1 18				893	Lv Spring Valley Lv	7072			2 34		1 48
2 15			2 18				893	Lv Leroy Lv				2 22		1 29
4 15	9 40	7 45	3 23	10 53	1 15	7 15	929	Lv Bridger Lv			1 00			12 26
4 42	10 08	8 12	3 55	11 22	1 40	7 43	929	Lv Graner Lv	6279	1 15	5 25	12 01	9 50	11 15
8 30	2 02	12 10	7 50	2 41	5 31	11 40	976	Lv Green River Lv	6077	12 35	4 46	11 10	9 50	10 30
12 20	5 35	3 50	12 10	5 45	9 10	3 25	1210	Lv Rock Springs Lv	6260	9 05	1 30	7 05	5 53	6 50
2 20	7 30	2 15	2 15	7 35	11 10	5 20	1267	Lv Rawlins Lv	6744	5 40	10 20	1 55	2 50	3 55
2 35	8 00		6 00	8 00	2 35	6 20	1267	Lv Laramie Lv	7149	5 40	10 20	1 55	2 50	3 55
4 20	9 33	7 00	7 40	9 33	4 20	7 43	1322	Ar Cheyenne Lv	6050	3 25	7 55	11 15	11 15	11 15
4 35	9 44	7 14	7 53	9 44	4 35	7 53	1328	Lv Greeley Lv	4637	1 42	6 17	9 12	9 10	9 10
6 05	11 15	8 45	9 30	11 15	6 05	9 30	1374	Lv La Salle Lv	4663	1 30	6 06	8 58	9 00	9 00
2 35	7 50		2 30	7 45	11 30	5 35	1267	Ar Denver Lv	5170	12 25	4 50	7 20	7 30	7 30
5 13	10 25		5 05	10 15	2 03	8 10	1372	Lv Cheyenne Lv	6050	3 15	7 55	9 45	12 35	12 30
7 21	11 29		6 27	11 16	3 06	1330	Lv Potter Lv		12 25	5 51	5 51	9 10	9 26	
7 38			7 40			1353	Lv Sidney Lv	4090	11 50	4 53	5 00	9 10	8 14	
8 11			7 48			1372	Lv Lodge Pole Lv	3820	11 06	4 12	4 12		8 14	
9 00			7 48			1414	Lv Julesburg Lv	3456	10 18	3 45	3 15	7 50	7 28	
10 45	2 30		8 05			1425	Lv Big Springs Lv		9 55		2 48			
12 22	3 54		10 00	2 10	6 05	12 15	1495	Lv Ogallala Lv	3207	9 20	2 06			
1 19	4 54		11 33	3 31	7 31	1 45	1550	Lv Sutherland Lv	2955	8 28	1 10			
2 45	6 10		12 27	4 20	8 25	2 45	1550	Lv N. Platte Ar	2796	7 50	1 45	12 30	5 45	
3 15			1 50	5 25	9 35	3 50	1632	Lv Lexington Lv	2385	6 45	1 08	11 26	5 10	
4 20	7 40		2 21	10 04		1654	Lv Kearney Lv	2146	5 45	12 21	10 19	4 19	3 20	
5 34	8 36		3 19	6 44	10 53	5 21	1695	Lv Grand Island Lv	1860	5 25	11 25	8 50	3 20	2 25
6 50	9 55		4 22	7 41	11 44	6 28	1740	Lv Central City Lv	1697	3 44		8 05	1 45	
			5 30	8 45	1 05	7 35	1786	Lv Columbus Lv	1442	2 43	9 51	6 56	1 47	12 42
								Lv Fremont Lv	1192	1 40	8 53	5 40	12 50	11 33
								Lv Omaha Lv	1031	12 40	8 00	4 30	11 55	10 30

OGDEN, DENVER, TOPEKA, KANSAS CITY, ST. LOUIS

VIA UNION PACIFIC—WABASH

20-120 Daily	10-42 Daily	102 Daily	Mls.	STATIONS	Elevation	103-19 Daily	119-1 Daily	101-1 Daily
10 20	2 20	4 00	0	Lv San Francisco (Mkt St.) Ar	6	9 30	10 10	16 10
1 45	5 50	7 15	89	Lv Sacramento Ar	30	5 50	6 40	6 40
9 05	2 00	1 45	244	Lv Reno Lv	4497	10 55	12 28	12 28
11 55	5 20	3 50	782	Lv Ogdren (P.T.) Lv	4301	6 50	9 55	9 55
1 20	7 15	5 10	0	Lv Ogdren (M.T.) Ar	4301	6 15	7 15	10 40
9 30	6 05	11 15	591	Lv Denver Lv	5170	7 20	12 25	4 50
10 00	6 50	1 50	591	Lv Denver Ar	5170	7 00	11 55	4 00
10 45	9 20	4 15	631	Lv Watkins Lv	5513	4 10	8 55	1 10
1 10	9 20	4 15	631	Lv Limon Ar	5349	3 40	8 50	12 40
1 45	10 00	4 50	696	Lv Hugo Lv	5027	4 10	8 55	1 10
3 50	12 01	6 46	768	Lv Cheyenne Wells Lv	4259	3 40	8 50	10 34
6 20	2 30	9 05	854	Lv Oakley Lv	2581	10 45	3 10	8 05
7 10	2 30	9 05	881	Lv Buffalo Park Lv	2391	10 50	3 40	8 05
8 00	4 02	9 09	909	Lv Wakeency Lv	2391	8 57	2 12	6 37
8 45	4 35	11 25	928	Ar Hays (M.T.) Lv	2586	8 25	2 10	6 24
10 13	6 05	12 51	942	Lv Ellis (C.T.) Lv	1936	8 18	2 10	6 24
11 02	7 00	9 68	968	Lv Russell Lv	1765	7 23	1 27	5 55
11 42	7 45	9 92	978	Lv Bunker Hill Lv	1802	7 01		
12 19	8 20	2 50	1008	Lv Wilson Lv	1627	6 28	12 46	
1 38	9 40	3 55	1045	Lv Ellsworth Lv	1471	5 53	12 19	4 33
1 58	10 05	4 10	1059	Lv Salina Lv	1163	5 30	11 12	3 25
2 15	10 24	4 33	1068	Lv Solomon Lv	1111	5 20	10 45	2 59
3 25	11 15	5 25	1092	Lv Abilene Lv	1093	5 10	10 28	2 43
4 00	11 22	5 35	1096	Lv Junction City Lv	1021	5 05	9 45	2 00
4 22	11 52	6 00	1112	Lv Fort Riley Lv	1009	4 55	9 10	1 22
5 25	1 21	7 25	1164	Lv Manhattan Lv	957	4 35	8 49	1 19
6 03	2 09	8 03	1192	Lv Wamego Lv	929	4 25	8 49	1 19
9 10	3 30	9 30	1192	Lv Topeka Lv	822	4 15	8 49	1 19
11 55	5 05	10 55	1226	Ar Lawrence Lv	763	3 50	7 06	11 20
7 03	3 15	8 58	1229	Lv Leavenworth Lv	712	3 20	6 30	6 30
7 20	3 40	9 15	1231	Lv Armstrong Lv	690	3 05	6 16	3 51
9 00	4 10	10 00	1231	Ar Kansas City (U.P.) Lv	681	3 00	6 10	10 15
9 30	4 40	10 30	1503	Lv Kansas City (Wab.) Ar	681	2 50	6 00	10 15
9 30	4 40	10 30	1503	Ar St. Louis (Wab.) Lv	9 20	2 40	5 50	9 01

OMAHA AND CHICAGO CHICAGO, BURLINGTON & QUINCY R. R.

* 1 20	* 6 30	* 9 18	* 7 15	Lv Omaha Ar	12 01	7 00	3 55
2 30	8 09	7 00	6 50	Ar Chicago Lv	10 05	* 5 30	* 11 00

CHICAGO & NORTHWESTERN RY.

Lv Omaha	* 1 20	* 7 30	* 12 30	* 6 00	* 8 32	* 9 00	* 10 10
Ar Chicago	2 00	8 45	6 45	7 34	11 00	9 30	11 30
Lv Chicago	* 10 30	* 6 05	* 7 00	* 9 35	* 10 00	* 10 45	
Ar Omaha	11 59	7 40	7 30	10 15	11 40	3 45	

CHICAGO GREAT WESTERN R. R.

* 5 05	Lv Omaha Ar	3 50
9 05	Ar Chicago Lv	11 30

CHICAGO, MILWAUKEE & ST. PAUL RY.

Lv Omaha	* 7 10	* 5 50	* 7 50	* 1 15
Ar Chicago	9 10	8 10	9 15	2 00

Lv Chicago	* 10 45	* 6 05	* 9 35	* 10 00
Ar Omaha	12 15	7 19	10 10	3 25

CHICAGO, ROCK ISLAND & PACIFIC RY.

* 6 08	* 4 10	* 1 09	* 6 30	Lv Omaha Ar	4 40	11 05	8 00	1 29
8 09	7 25	2 50	9 45	Ar Chicago Lv	1 35	10 00	* 6 00	10 00

ILLINOIS CENTRAL R. R.

* 5 00	* 9 50	Lv Omaha Ar	8 20	3 50
8 30	7 00	Ar Chicago Lv	4 45	11 30

Light face figures A. M. Dark face figures P. M. *—Daily. †—Flag stop to receive or discharge passengers. P.T.—Pacific Time. M.T.—Mountain Time. C.T.—Central Time. —Meal Station. †Daily except Sunday.

OGDEN, SALT LAKE CITY, PUEBLO, COLORADO SPRINGS, DENVER

VIA DENVER & RIO GRANDE

2 Daily	2 Daily	10-16 Daily	20 Daily	6-4 Daily	M	STATIONS	15-19 Daily	19 Daily	5 Daily	1 Daily	1 Daily
4 00		2 20	10 20	7 00	0	Lv San Francisco (Market St.) Ar	9 30		8 50		10 10
3 50		6 20	11 55	5 20	782	Ar Ogdren (P.T.) Lv	6 30		4 40		9 55
		11 00	1 30	6 55	0	Lv Ogdren (M.T.) (D&RG) Ar	3 00	2 45	5 00		
		12 01	2 30	7 55	37	Ar Salt Lake Lv	2 00	1 45	4 00		
		5 15	12 30	3 00	37	Lv Salt Lake Ar	1 45	1 30	3 45	12 01	
					43	Lv Murray Lv					
					47	Lv Midvale Lv					
					53	Lv Riverton Lv					
					57	Lv Oliver's Lv					
					65	Lv Lehi Lv					
					68	Lv American Fork Lv					
					72	Lv Geneva Lv					
					8						



SHASTA ROUTE—RED BLUFF, ASHLAND, ROSEBURG, ALBANY SALEM, PORTLAND, TACOMA, SEATTLE



WELLS FARGO & CO. EXPRESS

SAN FRANCISCO, RED BLUFF, ASHLAND, ROSEBURG, SALEM, PORTLAND

	22 Daily	54 Daily	16 Daily	14 Daily	12 Daily	Mis	STATIONS	13 Daily	15 Daily	11 Daily	53 Daily	21 Daily
	7 20	11 40	8 20	1 00	11 00	0	Lv San Francisco	6 30	12 50	6 50	9 30	6 30
	4 15	8 00	5 10	8 55	5 05	223	Ar Red Bluff	11 35	4 15	12 30	2 10	10 00
	4 20	8 10	5 20	9 05	5 05	22	Lv Red Bluff	11 25	4 05	12 25	2 00	9 50
	4 52	8 42	5 52	9 37	5 05	240	Lv Cottonwood	10 37	3 20	11 37	1 25	9 10
	5 03	8 55	6 08	9 50	5 05	247	Lv Anderson	10 20	3 00	11 20	1 10	8 55
	5 27	9 20	6 32	10 20	5 05	258	Lv Redding	9 55	2 40	10 55	1 00	8 35
	5 39	9 32	6 45	10 33	5 05	264	Lv Keswick	9 35	2 25	10 35	1 00	8 17
	5 52	9 45	7 00	10 40	5 05	276	Lv Kennet	9 02	1 55	10 02	1 00	7 40
	6 19	10 13	7 30	11 07	5 05	278	Lv Pitt	8 50	1 55	9 50	1 00	7 30
	6 31	10 25	7 45	11 19	5 05	297	Lv Delta	8 00	1 25	9 00	1 00	6 45
	6 43	10 37	8 00	11 31	5 05	300	Lv Lamoine	7 45	1 24	8 45	1 00	6 32
	6 55	10 49	8 15	11 43	5 05	315	Lv Castella	7 30	1 15	8 30	1 00	6 24
	7 07	11 01	8 30	11 55	5 05	316	Lv Castle Rock	7 15	1 05	8 15	1 00	6 16
	7 19	11 13	8 45	12 07	5 05	318	Lv Castle Crag	7 00	1 00	8 00	1 00	6 08
	7 31	11 25	9 00	12 19	5 05	322	Lv Dunsuir	6 40	1 11	7 40	1 00	6 00
	7 43	11 37	9 15	12 31	5 05	323	Lv Upper Soda Spgs	6 30	1 05	7 30	1 00	5 52
	7 55	11 49	9 30	12 43	5 05	324	Lv Shasta Retreat	6 20	1 00	7 20	1 00	5 44
	8 07	12 01	9 45	12 55	5 05	325	Ar Shasta Spgs	6 10	1 05	7 10	1 00	5 36
	8 19	12 13	10 00	1 07	5 05	325	Lv Shasta Spgs	6 00	1 00	7 00	1 00	5 28
	8 31	12 25	10 15	1 19	5 05	337	Lv Sisson	5 50	1 00	6 50	1 00	5 20
	8 43	12 37	10 30	1 31	5 05	348	Lv Weed	5 40	1 00	6 40	1 00	5 12
	8 55	12 49	10 45	1 43	5 05	353	Lv Edgewood	5 30	1 00	6 30	1 00	5 04
	9 07	13 01	11 00	1 55	5 05	361	Lv Gazelle	5 20	1 00	6 20	1 00	4 56
	9 19	13 13	11 15	2 07	5 05	375	Lv Montague	5 10	1 00	6 10	1 00	4 48
	9 31	13 25	11 30	2 19	5 05	386	Lv Ager	5 00	1 00	6 00	1 00	4 40
	9 43	13 37	11 45	2 31	5 05	393	Lv Hornbrook	4 50	1 00	5 50	1 00	4 32
	9 55	13 49	12 00	2 43	5 05	402	Lv Hilt	4 40	1 00	5 40	1 00	4 24
	10 07	14 01	12 15	2 55	5 05	412	Lv Siskiyou	4 30	1 00	5 30	1 00	4 16
	10 19	14 13	12 30	3 07	5 05	429	Ar Ashland	4 20	1 00	5 20	1 00	4 08
	10 31	14 25	12 45	3 19	5 05	429	Lv Ashland	4 10	1 00	5 10	1 00	4 00
	10 43	14 37	13 00	3 31	5 05	436	Lv Talent	4 00	1 00	5 00	1 00	3 52
	10 55	14 49	13 15	3 43	5 05	437	Lv Phoenix	3 50	1 00	4 50	1 00	3 44
	11 07	15 01	13 30	3 55	5 05	442	Lv Medford	3 40	1 00	4 40	1 00	3 36
	11 19	15 13	13 45	4 07	5 05	446	Lv Central Point	3 30	1 00	4 30	1 00	3 28
	11 31	15 25	14 00	4 19	5 05	457	Lv Gold Hill	3 20	1 00	4 20	1 00	3 20
	11 43	15 37	14 15	4 31	5 05	465	Lv Rogue River	3 10	1 00	4 10	1 00	3 12
	11 55	15 49	14 30	4 43	5 05	474	Lv Grants Pass	3 00	1 00	4 00	1 00	3 04
	12 07	16 01	14 45	4 55	5 05	482	Lv Merlin	2 50	1 00	3 50	1 00	2 56
	12 19	16 13	15 00	5 07	5 05	494	Lv Leland	2 40	1 00	3 40	1 00	2 48
	12 31	16 25	15 15	5 19	5 05	502	Lv Wolf Creek	2 30	1 00	3 30	1 00	2 40
	12 43	16 37	15 30	5 31	5 05	508	Lv Glendale	2 20	1 00	3 20	1 00	2 32
	12 55	16 49	15 45	5 43	5 05	521	Lv West Fork	2 10	1 00	3 10	1 00	2 24
	13 07	17 01	16 00	5 55	5 05	544	Lv Riddle	2 00	1 00	3 00	1 00	2 16
	13 19	17 13	16 15	6 07	5 05	550	Lv Myrtle Creek	1 50	1 00	2 50	1 00	2 08
	13 31	17 25	16 30	6 19	5 05	562	Lv Dillard	1 40	1 00	2 40	1 00	2 00
	13 43	17 37	16 45	6 31	5 05	573	Ar Roseburg	1 30	1 00	2 30	1 00	1 52
	13 55	17 49	17 00	6 43	5 05	581	Lv Wilbur	1 20	1 00	2 20	1 00	1 44
	14 07	18 01	17 15	6 55	5 05	586	Lv Sutherlin	1 10	1 00	2 10	1 00	1 36
	14 19	18 13	17 30	7 07	5 05	589	Lv Oakland	1 00	1 00	2 00	1 00	1 28
	14 31	18 25	17 45	7 19	5 05	598	Lv Rice Hill	9 50	3 48	8 52	1 00	1 20
	14 43	18 37	18 00	7 31	5 05	604	Lv Yonealla	9 40	3 40	8 40	1 00	1 12
	14 55	18 49	18 15	7 43	5 05	609	Lv Drain	9 30	3 30	8 30	1 00	1 04
	15 07	19 01	18 30	7 55	5 05	618	Lv Comstock	9 20	3 20	8 20	1 00	9 56
	15 19	19 13	19 00	8 07	5 05	627	Lv Cottage Grove	9 10	3 10	8 10	1 00	9 48
	15 31	19 25	19 15	8 19	5 05	629	Lv Saguinaw	9 00	3 00	8 00	1 00	9 40
	15 43	19 37	19 30	8 31	5 05	631	Lv Walker	8 50	2 50	7 50	1 00	9 32
	15 55	19 49	19 45	8 43	5 05	636	Lv Goshen	8 40	2 40	7 40	1 00	9 24
	16 07	20 01	20 00	8 55	5 05	641	Lv Springfield Jet	8 30	2 30	7 30	1 00	9 16
	16 19	20 13	20 15	9 07	5 05	647	Lv Eugene	8 20	2 20	7 20	1 00	9 08
	16 31	20 25	20 30	9 19	5 05	653	Lv Irving	8 10	2 10	7 10	1 00	9 00
	16 43	20 37	20 45	9 31	5 05	661	Lv Junction City	8 00	2 00	7 00	1 00	8 52
	16 55	20 49	21 00	9 43	5 05	665	Lv Harrisburg	7 50	1 50	6 50	1 00	8 44
	17 07	21 01	21 15	9 55	5 05	674	Lv Halsley	7 40	1 40	6 40	1 00	8 36
	17 19	21 13	21 30	10 07	5 05	679	Lv Shedd	7 30	1 30	6 30	1 00	8 28
	17 31	21 25	21 45	10 19	5 05	685	Lv Tangent	7 20	1 20	6 20	1 00	8 20
	17 43	21 37	22 00	10 31	5 05	691	Lv Albany	7 10	1 10	6 10	1 00	8 12
	17 55	21 49	22 15	10 43	5 05	704	Lv Jefferson	7 00	1 00	6 00	1 00	8 04
	18 07	22 01	22 30	10 55	5 05	707	Lv Marion	6 50	1 00	5 50	1 00	7 56
	18 19	22 13	23 00	11 07	5 05	711	Lv Turner	6 40	1 00	5 40	1 00	7 48
	18 31	22 25	23 15	11 19	5 05	718	Lv Salem	6 30	1 00	5 30	1 00	7 40
	18 43	22 37	23 30	11 31	5 05	723	Lv Chemawa	6 20	1 00	5 20	1 00	7 32
	18 55	22 49	23 45	11 43	5 05	727	Lv Brooks	6 10	1 00	5 10	1 00	7 24
	19 07	23 01	24 00	11 55	5 05	732	Lv Cervais	6 00	1 00	5 00	1 00	7 16
	19 19	23 13	24 15	12 07	5 05	735	Lv Woodburn	5 50	1 00	4 50	1 00	7 08
	19 31	23 25	24 30	12 19	5 05	739	Lv Hubbard	5 40	1 00	4 40	1 00	7 00
	19 43	23 37	24 45	12 31	5 05	743	Lv Aurora	5 30	1 00	4 30	1 00	6 52
	19 55	23 49	25 00	12 43	5 05	745	Lv Barlow	5 20	1 00	4 20	1 00	6 44
	20 07	24 01	25 15	12 55	5 05	747	Lv Canby	5 10	1 00	4 10	1 00	6 36
	20 19	24 13	25 30	1 07	5 05	750	Lv New Era	5 00	1 00	4 00	1 00	6 28
	20 31	24 25	25 45	1 19	5 05	756	Lv Oregon City	4 50	1 00	3 50	1 00	6 20
	20 43	24 37	26 00	1 31	5 05	760	Lv Clackamas	4 40	1 00	3 40	1 00	6 12
	20 55	24 49	26 15	1 43	5 05	761	Lv Ar E Morrison St	4 30	1 00	3 30	1 00	6 04
	21 07	25 01	26 30	1 55	5 05	771	Lv Portland	4 20	1 00	3 20	1 00	5 56

THROUGH CAR SERVICE

Nos. 11 and 12. SHASTA LIMITED. Extra Fair Train.
 Observation Car, compartment; Drawing Room and Standard Sleepers San Francisco and Portland. Standard Sleeper, Seattle and Los Angeles via Oakland Pier and Coast Line. Dining Car, San Francisco and Portland.

No. 14. PORTLAND EXPRESS. No. 13. SAN FRANCISCO EXPRESS.
 Standard Sleeper, San Francisco, Portland and Seattle; Portland to Ashland; Dunsuir to San Francisco; Klamath Falls to San Francisco. Observation Car, Portland to San Francisco. Tourist Sleeper and Reclining Chair Cars, San Francisco and Portland. Dining Cars, San Francisco to Portland; Roseburg to San Francisco.

No. 16. OREGON EXPRESS. No. 15. CALIFORNIA EXPRESS.
 Standard Sleepers, San Francisco and Portland; San Francisco to Dunsuir; Ashland to Portland; Eugene and Portland; Portland to Sacramento. Tourists Sleepers and Reclining Chair Cars, San Francisco and Portland. Dining Cars, San Francisco to Roseburg; Portland to San Francisco.

No. 54. SOUND SPECIAL. No. 53. EXPOSITION SPECIAL.
 Observation Car, Standard Sleepers. San Francisco to Portland. Standard Sleepers, Tourist Sleepers, Reclining Chair Cars, San Francisco and Portland. Standard Sleeper, San Francisco to Klamath Falls, Sacramento to Portland. Dining Cars, San Francisco and Portland.

FOR DETAIL OF ABOVE EQUIPMENT, see page 19 Standard Folder.

WEED, MT. HEBRON, MACDOEL, KLAMATH FALLS

	54-40 Daily	Mis	STATIONS	13-39 Daily
	11 40	0	Lv San Francisco Ar (Market St.)	7 30
	3 25	89	Lv Sacramento Ar	9 00
	8 10	223	Lv Red Bluff Ar	11 25
	2 08	348	Ar Weed Lv	4 10
	8 15	0	Lv Portland Ar	7 20
	4 10	423	Ar Weed Lv	11 59
	4			



OREGON LINES AND CONNECTIONS



PORTLAND TO FOREST GROVE, WHITESON, SHERWOOD, CORVALLIS, WILLAMINA, AIRLIE

Miles	STATIONS	101 Daily	351 Daily	107 Daily	355 Daily	111 Daily	359 Daily	113 Daily	103 Daily	353 Daily	357 Daily	115 Daily	105 Daily	117 Daily	109 Daily
0	Lv Portland	7 15	7 35	8 45	9 35	10 00	12 45	2 15	3 30	3 50	5 35	5 40	6 15	8 00	11 15
11	Lv Beaverton	7 52		9 21		11 37		2 52	4 07			6 17	6 49	8 37	11 52
16	Lv Reedville	8 02		9 31		11 45		3 00	4 16			6 25	7 00	8 45	12 01
20	Lv Hillsboro	8 15		9 45		11 59		3 15	4 30			6 40	7 15	9 00	12 15
27	Lv Forest Grove	8 35		10 05		12 15		3 35	4 50			7 00	7 35	9 20	12 35
33	Lv Patton	8 47		10 16					5 02				7 46		12 49
41	Lv Yamhill	9 06		10 33					5 21				8 03		1 04
48	Ar St. Joseph	9 20		10 47					5 39				8 17		1 17
52	Ar McMinnville	9 30		10 55					5 50				8 25		1 25
56	Ar Whiteson	9 45							6 00						
8	Lv Oswego		8 10		10 12		1 18		4 25	6 10					
14	Lv Tualatin		8 22		10 26		1 30		4 44	6 23					
19	Lv Sherwood		8 33		10 36		1 40		5 00	6 66					
28	Lv Newberg		8 43		11 02		2 05		5 23	6 66					
37	Lv Lafayette		9 03		11 24				5 44	7 18					
38	Ar St. Joseph		9 33		11 28				5 48	7 23					
56	Lv Whiteson	10 00							6 16						
72	Lv Gerlinger	10 38							7 00						
77	Lv Independence	10 52							7 15						
98	Ar Corvallis	12 01							8 15						
114	Lv Alpine Junc.	12 59													
135	Lv Transfer	1 59		No 377 Daily		No 379 Daily									
139	Ar Eugene	2 05													
56	Lv Whiteson		10 00		10 10				6 15						
63	Ar Broadmead		10 23		10 35		2 45		6 36						
75	Ar Willamina				11 15		3 30		7 20						
63	Lv Broadmead		10 23												
76	Ar Dallas		11 07												
92	Ar Airlie		11 59												

SALEM, GEER, SILVERTON, WOODBURN

* 9 50	* 4 15	0 Lv. Salem	Ar	9 15	2 00
10 20	4 40	6 Lv. Geer	Lv	8 55	1 30
10 37	4 45	8 Lv. Pratum	Lv	8 43	1 22
f 10 24	f 4 49	10 Lv. Switzerland	Lv	f 8 7	f 1 16
10 45	* 7 30	14 Lv. Silvertown	Lv	8 25	* 1 00
.....	f 7 35	16 Lv. Downs	Lv	f 8 16	f 8 12
.....	7 40	18 Lv. Mt. Angel	Lv	8 12	8 07
.....	7 44	20 Lv. McKee	Lv	8 15	8 01
.....	f 7 47	21 Lv. Townsend	Lv	f 8 11	f 7 57
.....	7 55	24 Ar. Woodburn	Lv	* 7 55	* 7 50

PORTLAND, HILLSBORO, TILLAMOOK

.....	* 7 45	* 1 40	0 Lv. Portland	Ar	6 55	10 45
.....	9 12	3 02	20 Ar. Hillsboro	Lv	4 53	9 22
.....	9 17	3 02	20 Lv. Hillsboro	Ar	4 30	9 20
.....	10 05	3 42	37 Lv. Buxton	Lv	3 42	8 41
.....	10 55	4 23	49 Lv. Timber	Lv	2 56	8 00
.....	11 30	4 50	58 Lv. Cochrane	Lv	2 46	7 35
.....	86 Lv. Mohler	Lv	12 34	5 49	8 50	2 20
* 9 00	4 05	1 12	6 28	94 Lv. Wheeler (Wahalem)	Lv	12 25	5 40	8 38	2 07
9 10	4 13	1 30	6 36	94 Lv. Manhattan Beh	Lv	11 56	5 22	8 23	1 51
19 25	6 42	1 45	6 49	95 Lv. Lake Lytle	Lv	11 53	5 19	8 21	1 47
9 27	4 30	1 47	6 51	95 Lv. Rockaway	Lv	11 51	5 16	8 19	1 43
9 30	4 33	1 51	6 54	96 Lv. Saitair (Emore Park)	Lv	11 47	5 12	8 17	1 40
9 31	4 34	1 52	6 56	97 Lv. Bar View	Lv	11 37	5 05	8 09	1 31
9 40	4 44	2 01	7 06	99 Lv. Garibaldi (Bayocoon)	Lv	11 32	4 58	8 04	1 25
9 45	4 49	2 11	7 11	100 Lv. Bay City	Lv	11 16	4 45	7 49	1 10
10 00	5 10	2 30	7 28	105 Lv. Tillamook	Lv	11 00	4 30	7 30	1 55
10 20	5 30	2 50	7 45	110 Ar. Tillamook	Lv	11 00	4 30	7 30	1 55

ALBANY, YAQUINA, NEWPORT

* 7 10	1 00	* 7 30	0 Lv. Albany	Ar	12 20	6 15	10 45	8 20
7 4	1 40	8 05	12 Lv. Corvallis	Lv	11 40	5 45	10 15	7 50
8 00	2 00	8 20	17 Lv. Philomath	Lv	11 15	5 25	9 55	* 7 25
.....	3 30	9 45	43 Lv. Nashville	Lv	9 45	4 00	8 28
.....	3 45	10 00	48 Lv. Nortons	Lv	9 29	3 45	8 13
.....	4 04	10 20	55 Lv. Eddyville	Lv	9 11	3 24	7 54
.....	4 29	10 45	63 Lv. Morrison	Lv	8 48	2 59	7 29
.....	4 37	10 53	66 Lv. Elk City	Lv	8 41	2 51	7 21
.....	5 05	11 20	75 Lv. Toledo	Lv	8 16	2 25	6 55
.....	5 30	11 45	84 Ar. Yaquina	Lv	7 50	2 00	6 30
.....	5 35	11 50	84 Ar. Yaquina	Ar	7 40	2 00	6 30
.....	6 05	12 20	87 Ar. Newport	Lv	7 40	1 30	6 00

ALBANY, MILL CITY, HOOPER

.....	8 30	0 Lv. Albany	Ar	3 20
.....	9 26	20 Lv. Kingston	Lv	2 20
.....	9 57	29 Lv. Lyons	Lv	1 18
.....	10 20	36 Lv. Mill City	Lv	1 25
.....	11 25	55 Lv. Detroit	Lv	12 12
.....	12 05	57 Ar. Hoover	Lv	12 05

EUGENE, WENDLING, OAK RIDGE

* 2 30	* 7 20	0 Lv. Eugene	Ar	10 15	5 00
3 15	7 45	4 Lv. Springfield	Lv	9 55	4 45
3 40	8 40	16 Ar. Wendling	Lv	9 00	* 3 50
6 25	43 Ar. Oak Ridge	Lv	* 6 30

EUGENE, MAPLETON, MARSHFIELD

.....	* 8 0	0 Lv. Eugene	Ar	5 15
.....	11 45	58 Ar. Mapleton	Lv	* 1 30

Boats connect with train at Mapleton for Florence, thence stage to Marshfield.

MARSHFIELD, COQUILLE, MYRTLE POINT

.....	8 00	8 00 Lv. Marshfield	Ar	12 10	12 25	5 45
2 40	9 23	8 45	15 Lv. Junction	Lv	11 20	11 45	6 05
3 05	9 53	9 10	15 Lv. Coquille	Lv	11 00	11 25	4 50
3 42	10 30	9 50	Ar. Myrtle Point	Lv	10 10	10 45	* 4 05

PORTLAND AND SPOKANE Oregon Washington R. R. & N. Co.

* 8 00	* 6 30
2 15	12 50	187 Lv. Portland	Ar	7 15	7 40
7 55	6 45	45 Ar. Umatilla	Lv	1 30	2 05
.....

SEATTLE, BELLINGHAM, VANCOUVER GREAT NORTHERN RY.

* 11 45	* 12 05	* 4 35	* 8 00	0 Lv. Seattle	Ar	3 15	7 00	9 30	8 10
4 30	3 10	7 59	12 35	30 Ar. Bellingham	Lv	12 05	2 40	6 05	3 00
7 30	6 30	10 00	3 30	Ar. Vancouver	Lv	* 10 00	* 12 15	* 4 00	* 12 15

Light face figures A. M. Dark face figures P. M. *—Daily. †—Daily except Sunday. ‡—Sunday only. a—Daily except Saturday b—Mon., Wed., Fri. c—Tues., Thu., Sat. f—Flag stop to receive or discharge passengers. M. T.—Mountain Time.

AIRLIE, WILLAMINA, CORVALLIS, SHERWOOD, WHITESON, FOREST GROVE TO PORTLAND

STATIONS	112 Daily	356 Daily	106 Daily	354 Daily	104 Daily	114 Daily	358 Daily	108 Daily	360 Daily	116 Daily	352 Daily	102 Daily	110 Daily	118 Daily
Lv Airlie										1 00				
Lv Dallas										2 00				
Ar Broadmead										2 41				
Lv Willamina					7 15					1 50			4 00	
Lv Broadmead					7 56					2 41			4 41	
Ar Whiteson					8 15					3 03			5 00	
Lv Eugene												11 15		
Lv Transfer												11 27		
Lv Alpine Junc.												12 25		
Lv Corvallis				6 45								1 15		
Lv Independence				7 35								2 15		
Lv Gerlinger				7 49								2 27		
Ar Whiteson				8 21								3 10		
Lv St. Joseph	6 11			8 42						3 34				
Lv Lafayette	6 14			8 46						3 38				
Lv Newberg	6 37			9 10					2 25	4 05				
Lv Sherwood	7 00			9 36					2 48	4 32				
Lv Tualatin	7 10			9 46					2 56	4 44				
Ar Oswego	7 25			10 00					3 10	5 00				
Lv Whiteson				8 25	8 35					3 15	3 25	5 15		
Lv McMinnville		6 05	6 30	8 35	8 45					3 25	3 37	5 30		
Lv St. Joseph		6 10	6 36	8 41	8 51					3 33	3 43	5 35		
Lv Yamhill			6 49		9 06					4 01	4 05	5 52		
Lv Patton			7 06		9 26					4 21	4 25	6 09		
Lv Forest Grove	6 35		7 20		9 42	12 35				3 55	4 34	6 22	9 35	
Lv Hillsboro	6 50		7 36		10 02	12 50				4 10	4 55	6 40	9 50	
Lv Reedville	7 02		7 50		10 17	1 00				4 24	5 06	6 52	10 10	
Lv Beaverton	7 12		8 05		10 29	1 11				4 35	5 17	7 05	10 11	
Ar Portland	7 55	8 00	8 45	10 35	11 10	1 59	2 45	3 20	3 45	5 15	5 35	5 55	7 45	10 50

ALBANY, SPRINGFIELD—PORTLAND, SPRINGFIELD

ALBANY JUNC., LEBANON, COBURG, SPRINGFIELD					PORTLAND, SILVERTON, SPRINGFIELD				
* 7 10	* 6 44	* 1 05	0 Lv. Albany Junc.	Ar	11 55	11 50	6 42		



SAN FRANCISCO, OAKLAND, BERKELEY, RICHMOND AND PORT COSTA, SUISUN-FAIRFIELD, ELMIRA, DAVIS, SACRAMENTO WELLS, FARGO & CO. EXPRESS



										STATIONS																			
54	16	6	48	46	10	14	30	24	22	28	M	13	23	19	45	47	15	9	29	21	27	5	53	209					
11 40	8 20	7 00	5 00	3 00	2 20	1 00	12 00	9 00	7 20	6 20	5 00	Lv. San Francisco	Ar. Market St. Station	7 30	8 10	9 30	10 50	11 30	12 50	2 30	4 30	6 30	7 30	8 30	9 30				
12 10	8 50	7 30	5 25	3 25	2 45	1 27	12 25	9 27	7 45	6 40	5 20	Lv. Oakland Pier	Ar. Oakland Pier	7 03	7 43	9 03	10 23	11 03	12 23	2 55	4 55	6 55	7 55	8 55	9 55				
12 18	9 04	7 47	5 40	3 40	2 52	1 34	12 31	9 34	7 52	6 50	5 30	Lv. Berkeley (Univ. Av.)	Ar. Berkeley (Univ. Av.)	6 50	7 30	8 50	10 13	10 55	12 10	2 45	4 45	6 45	7 45	8 45	9 45				
12 25	9 13	7 55	5 48	3 48	2 58	1 42	12 39	9 41	7 59	6 57	5 35	Lv. Stege	Lv. Richmond	6 27	7 08	8 28	9 48	10 47	11 58	2 55	4 55	6 55	7 55	8 55	9 55				
												Lv. San Pablo	Lv. Sobrante																
												Lv. Pinole	Lv. Rodeo																
												Lv. Oleum	Lv. Vallejo Junction	5 59	6 43	8 00	9 23	10 17	11 28	2 45	4 45	6 45	7 45	8 45	9 45				
												Lv. Crockett	Lv. Port Costa	5 50	6 35	8 00	9 15	10 10	11 20	2 45	4 45	6 45	7 45	8 45	9 45				
												Lv. Benicia	Lv. Army Point	5 20	6 05	8 00	9 00	9 52	10 50	2 45	4 45	6 45	7 45	8 45	9 45				
												Lv. Goodyear	Lv. Hoyt																
												Lv. Pierce	Lv. Cygnus																
												Lv. Teal	Lv. Jacksnipe																
												Lv. Suisun-Fairfield	Lv. Tolenas	5 35	6 20	8 00	9 27	9 22	10 20	2 45	4 45	6 45	7 45	8 45	9 45				
												Lv. Vandenberg	Lv. Cannon																
												Lv. Elmira	Lv. Batavia	5 15	6 00	8 00	9 27	9 22	10 20	2 45	4 45	6 45	7 45	8 45	9 45				
												Lv. Dixon	Lv. Tremont	5 04	5 49	8 00	9 27	9 22	10 20	2 45	4 45	6 45	7 45	8 45	9 45				
												Lv. Davis	Lv. Swingle	4 50	5 35	8 00	9 27	9 22	10 20	2 45	4 45	6 45	7 45	8 45	9 45				
												Lv. Sacramento	Lv. Sacramento	4 25	5 10	8 00	9 27	9 22	10 20	2 45	4 45	6 45	7 45	8 45	9 45				

NORTH VALLEJO, NAPA, CALISTOGA, SCHELLVILLE, GLEN ELLEN, SANTA ROSA, PORT COSTA, MARTINEZ, BAY POINT

										STATIONS																			
85	150	50	44	52	8	84	42	36	M	87	41	81	49	83	43	7	85	149											
11 40	6 00	4 40	4 00	3 20	10 40	9 20	8 00	6 40	5 00	Lv. San Francisco	Ar. Market St. Station	7 50	9 10	10 10	1 10	4 10	6 30	7 50	11 20	10 10									
12 14	6 27	5 03	4 28	3 45	11 05	9 45	8 23	7 05	5 20	Lv. Oakland Pier	Ar. Oakland Pier	7 23	8 43	9 43	12 43	4 43	6 03	7 23	11 45	10 45									
12 21	6 42	5 16	4 42	3 59	11 19	9 59	8 37	7 19	5 35	Lv. Berkeley (Univ. Av.)	Ar. Berkeley (Univ. Av.)	7 05	8 25	9 25	12 30	4 30	5 50	7 10	10 30	9 30									
										Lv. Stege	Lv. Richmond																		
										Lv. San Pablo	Lv. Giant																		
										Lv. Pinole	Lv. Hercules																		
										Lv. Rodeo	Lv. Oleum																		
										Lv. Vallejo Junction	Lv. South Vallejo	6 32	7 43	8 55	11 45	4 50	6 29	7 50	11 50	10 50									
										Lv. North Vallejo	Lv. Napa Junction																		
										Lv. Napa	Lv. Oak Knoll																		
										Lv. Yountville	Lv. Yountville																		
										Lv. Oakville	Lv. Rutherford																		
										Lv. St. Helena	Lv. Calistoga																		
										Lv. South Vallejo	Lv. North Vallejo																		
										Lv. Napa Junction	Lv. Schellville																		
										Lv. El Verano	Lv. Boyes Springs																		
										Lv. Agua Caliente	Lv. Glen Ellen																		
										Lv. Kenwood	Lv. Santa Rosa																		
										Lv. Vallejo Junction	Lv. Crockett	6 32	7 43	8 51	11 45	4 42	6 29	7 50	11 50	10 50									
										Lv. Port Costa	Lv. Martinez	6 25	7 35	8 44	11 35	4 39	6 20	7 40	11 40	10 40									
										Lv. Avon	Lv. Bay Point	6 12	7 12	8 27	11 23	4 30	6 08	7 30	11 30	10 30									
												7 05	8 19	11 15	2 48	4 15	6 08	7 30	11 30	10 30									

SAN FRANCISCO TO VALLEJO

Lv San Francisco	6 24	8 00	9 00	10 40	2 20	4 00	5 00	6 00
Ar Vallejo Junction	7 38	9 05	10 12	11 48	3 30	5 08	6 09	7 27
Lv Vallejo Junction	7 45	9 10	10 23	11 55	3 30	5 13	6 15	7 27
Ar North Vallejo	6 50	8 20	9 20	12 10	2 20	4 00	5 00	6 00
Ar North Vallejo Wharf	7 00	8 00	9 40	12 20	2 30	4 10	5 10	6 10

VALLEJO TO SAN FRANCISCO

Lv North Vallejo Wharf	7 10	8 08	9 45	11 15	12 25	2 40	4 12	5 43	6 40	7 00	7 40
Lv South Vallejo	8 30	9 30	10 10	11 40	12 35	2 50	4 30	5 50	6 10	7 10	8 00
Ar Vallejo Junction	7 35	8 50	10 10	11 40	12 35	2 50	4 30	5 50	6 10	7 10	8 00
Lv Vallejo Junction	7 43	8 55	10 17	11 45	12 35	2 50	4 30	5 50	6 10	7 10	8 00
Ar San Francisco	9 10	10 10	11 30	1 10	2 30	4 30	6 30	7 30	8 30	9 30	10 30

Light face figures A. M. Dark face figures P. M. f—Flag stop to receive or discharge passengers. *—Daily. †—Daily except Sunday. ‡—Sunday only. ⊕—Stop on signal Saturday only.
 ⊙—U. S. Mail box at station or on platform. ←—Ar. San Francisco 10 50 on Saturday and Sunday. →—Ar. San Francisco 11 10 on Saturday and Sunday.

SOUTHERN PACIFIC SERVICE IS THE STANDARD



SAN FRANCISCO, OAKLAND, ALAMEDA, BERKELEY, SAN JOSE STOCKTON, LODI, GALT, SACRAMENTO



VIA MARTINEZ OR NILES WELLS, FARGO & CO. EXPRESS

LODI-VALLEY SPRING				STOCKTON FLYER				STOCKTON FLYER				STOCKTON FLYER				STOCKTON FLYER				STOCKTON FLYER				STOCKTON FLYER			
184 Sun.	182 Ex. Sun.	81-92 Daily	38 Daily	52-58 Daily	8-188 Daily	84-136 Daily	32 Daily	82 Daily	36-82 Daily	210 Daily	Mls	87 Daily	93 Daily	81 Daily	79 Daily	135-49 Daily	181 Daily	31-83 Daily	31 Daily	37 Daily	37-7 Daily	121-51 Daily	121-85 Daily				
7 40	5 20	5 00	4 00	3 20	10 40	9 20	9 00	7 20	6 40	2 15	0 Lv. San Francisco (Market St.)	7 50	8 30	10 10	10 10	1 10	2 50	4 10	4 30	7 12	7 32	9 42	11 02				
7 58	5 38	5 18	4 18	3 38	10 58	9 38	9 18	7 38	6 58	2 33	4 Ar. Oakland Pier	7 32	8 12	9 52	9 52	12 52	2 32	3 52	4 12	7 12	7 32	9 42	11 02				
7 27	5 46	4 50	4 26	2 54	10 24	8 24	9 26	7 46	6 25	1 23	0 Lv. Alameda	7 54	8 00	10 24	9 54	12 54	2 20	3 40	4 40	7 00	8 20	9 40	11 54				
7 13	5 13	4 30	3 30	2 52	10 13	8 13	9 13	7 13	6 06	1 06	4 Ar. Oakland Pier	7 23	8 03	9 43	9 43	12 43	2 10	3 30	4 30	7 10	8 30	9 50	11 10				
11 13	9 13	8 30	7 30	6 52	11 13	9 13	9 13	7 13	6 06	1 06	6 Lv. Oakland 16th	7 14	7 54	9 34	9 34	12 50	2 15	3 35	4 35	7 15	8 35	9 55	11 15				
11 13	9 13	8 30	7 30	6 52	11 13	9 13	9 13	7 13	6 06	1 06	9 Lv. Berkeley (Univ. Ave.)	7 05	7 45	9 25	9 25	12 40	2 10	3 30	4 30	7 10	8 30	9 50	11 10				
11 13	9 13	8 30	7 30	6 52	11 13	9 13	9 13	7 13	6 06	1 06	15 Lv. Richmond	6 55	7 35	9 15	9 15	12 20	2 10	3 30	4 30	7 10	8 30	9 50	11 10				
11 13	9 13	8 30	7 30	6 52	11 13	9 13	9 13	7 13	6 06	1 06	17 Lv. San Pablo	6 55	7 35	9 15	9 15	12 20	2 10	3 30	4 30	7 10	8 30	9 50	11 10				
11 13	9 13	8 30	7 30	6 52	11 13	9 13	9 13	7 13	6 06	1 06	28 Lv. Vallejo Junction	6 55	7 35	9 15	9 15	12 20	2 10	3 30	4 30	7 10	8 30	9 50	11 10				
11 13	9 13	8 30	7 30	6 52	11 13	9 13	9 13	7 13	6 06	1 06	29 Lv. Crockett	6 55	7 35	9 15	9 15	12 20	2 10	3 30	4 30	7 10	8 30	9 50	11 10				
11 13	9 13	8 30	7 30	6 52	11 13	9 13	9 13	7 13	6 06	1 06	31 Lv. Port Costa	6 55	7 35	9 15	9 15	12 20	2 10	3 30	4 30	7 10	8 30	9 50	11 10				
11 13	9 13	8 30	7 30	6 52	11 13	9 13	9 13	7 13	6 06	1 06	33 Lv. Martinez	6 55	7 35	9 15	9 15	12 20	2 10	3 30	4 30	7 10	8 30	9 50	11 10				
11 13	9 13	8 30	7 30	6 52	11 13	9 13	9 13	7 13	6 06	1 06	38 Lv. Avon	6 55	7 35	9 15	9 15	12 20	2 10	3 30	4 30	7 10	8 30	9 50	11 10				
11 13	9 13	8 30	7 30	6 52	11 13	9 13	9 13	7 13	6 06	1 06	41 Ar. Bay Point	6 55	7 35	9 15	9 15	12 20	2 10	3 30	4 30	7 10	8 30	9 50	11 10				
11 13	9 13	8 30	7 30	6 52	11 13	9 13	9 13	7 13	6 06	1 06	49 Lv. Pittsburg	6 55	7 35	9 15	9 15	12 20	2 10	3 30	4 30	7 10	8 30	9 50	11 10				
11 13	9 13	8 30	7 30	6 52	11 13	9 13	9 13	7 13	6 06	1 06	54 Lv. Antioch	6 55	7 35	9 15	9 15	12 20	2 10	3 30	4 30	7 10	8 30	9 50	11 10				
11 13	9 13	8 30	7 30	6 52	11 13	9 13	9 13	7 13	6 06	1 06	62 Lv. Brentwood	6 55	7 35	9 15	9 15	12 20	2 10	3 30	4 30	7 10	8 30	9 50	11 10				
11 13	9 13	8 30	7 30	6 52	11 13	9 13	9 13	7 13	6 06	1 06	67 Lv. Byron	6 55	7 35	9 15	9 15	12 20	2 10	3 30	4 30	7 10	8 30	9 50	11 10				
11 13	9 13	8 30	7 30	6 52	11 13	9 13	9 13	7 13	6 06	1 06	69 Lv. Byron Hot Spgs	6 55	7 35	9 15	9 15	12 20	2 10	3 30	4 30	7 10	8 30	9 50	11 10				
11 13	9 13	8 30	7 30	6 52	11 13	9 13	9 13	7 13	6 06	1 06	76 Lv. Bethany	6 55	7 35	9 15	9 15	12 20	2 10	3 30	4 30	7 10	8 30	9 50	11 10				
11 13	9 13	8 30	7 30	6 52	11 13	9 13	9 13	7 13	6 06	1 06	82 Ar. Tracy	6 55	7 35	9 15	9 15	12 20	2 10	3 30	4 30	7 10	8 30	9 50	11 10				
11 13	9 13	8 30	7 30	6 52	11 13	9 13	9 13	7 13	6 06	1 06	0 Lv. Oakland Pier	8 02	8 42	10 22	10 22	12 22	2 22	3 42	4 42	7 22	8 42	10 02	11 22				
11 13	9 13	8 30	7 30	6 52	11 13	9 13	9 13	7 13	6 06	1 06	7 Lv. Oakland (1st St.)	7 51	8 31	10 11	10 11	12 11	2 11	3 31	4 31	7 11	8 31	9 51	11 11				
11 13	9 13	8 30	7 30	6 52	11 13	9 13	9 13	7 13	6 06	1 06	8 Lv. East Oakland	7 43	8 23	10 03	10 03	12 03	2 03	3 23	4 23	7 03	8 23	9 43	11 03				
11 13	9 13	8 30	7 30	6 52	11 13	9 13	9 13	7 13	6 06	1 06	15 Lv. Fruitvale	7 30	8 10	9 50	9 50	11 50	1 50	3 10	4 10	6 50	8 10	9 30	10 50				
11 13	9 13	8 30	7 30	6 52	11 13	9 13	9 13	7 13	6 06	1 06	15 Lv. San Leandro	7 23	8 03	9 43	9 43	11 43	1 43	3 03	4 03	6 43	8 03	9 23	10 43				
11 13	9 13	8 30	7 30	6 52	11 13	9 13	9 13	7 13	6 06	1 06	17 Lv. Lorenzo	7 16	7 56	9 36	9 36	11 36	1 36	2 56	3 56	6 36	7 56	9 16	10 36				
11 13	9 13	8 30	7 30	6 52	11 13	9 13	9 13	7 13	6 06	1 06	26 Lv. Hayward	7 03	7 43	9 23	9 23	11 23	1 23	2 43	3 43	6 23	7 43	9 03	10 23				
11 13	9 13	8 30	7 30	6 52	11 13	9 13	9 13	7 13	6 06	1 06	26 Lv. Niles	6 58	7 38	9 18	9 18	11 18	1 18	2 38	3 38	6 18	7 38	8 58	10 18				
11 13	9 13	8 30	7 30	6 52	11 13	9 13	9 13	7 13	6 06	1 06	29 Ar. Ditto	6 58	7 38	9 18	9 18	11 18	1 18	2 38	3 38	6 18	7 38	8 58	10 18				
11 13	9 13	8 30	7 30	6 52	11 13	9 13	9 13	7 13	6 06	1 06	0 Lv. San Jose	8 55	9 35	11 15	11 15	12 15	2 15	3 35	4 35	7 15	8 35	9 55	11 15				
11 13	9 13	8 30	7 30	6 52	11 13	9 13	9 13	7 13	6 06	1 06	18 Ar. Niles	8 47	9 27	11 07	11 07	12 07	2 07	3 27	4 27	7 07	8 27	9 47	11 07				
11 13	9 13	8 30	7 30	6 52	11 13	9 13	9 13	7 13	6 06	1 06	29 Lv. Niles	6 58	7 38	9 18	9 18	11 18	1 18	2 38	3 38	6 18	7 38	8 58	10 18				
11 13	9 13	8 30	7 30	6 52	11 13	9 13	9 13	7 13	6 06	1 06	36 Lv. Sunol	6 42	7 22	9 02	9 02	11 02	1 02	2 22	3 22	6 02	7 22	8 42	10 02				
11 13	9 13	8 30	7 30	6 52	11 13	9 13	9 13	7 13	6 06	1 06	41 Lv. Pleasanton	6 33	7 13	8 53	8 53	10 53	1 53	2 73	3 73	6 53	8 13	9 33	10 53				
11 13	9 13	8 30	7 30	6 52	11 13	9 13	9 13	7 13	6 06	1 06	47 Lv. Livermore	6 20	7 00	8 40	8 40	10 40	1 40	2 60	3 60	6 40	8 00	9 20	10 40				
11 13	9 13	8 30	7 30	6 52	11 13	9 13	9 13	7 13	6 06	1 06	55 Ar. Altamont	6 20	7 00	8 40	8 40	10 40	1 40	2 60	3 60	6 40	8 00	9 20	10 40				
11 13	9 13	8 30	7 30	6 52	11 13	9 13	9 13	7 13	6 06	1 06	71 Ar. Tracy	6 20	7 00	8 40	8 40	10 40	1 40	2 60	3 60	6 40	8 00	9 20	10 40				
11 13	9 13	8 30	7 30	6 52	11 13	9 13	9 13	7 13	6 06	1 06	10 Lv. Tracy	10 10	10 50	11 30	11 30	12 30	2 30	3 50	4 50	7 30	8 50	10 10	11 30				
11 13	9 13	8 30	7 30	6 52	11 13	9 13	9 13	7 13	6 06	1 06	10 Lv. Lathrop	10 10	10 50	11 30	11 30	12 30	2 30	3 50	4 50	7 30	8 50	10 10	11 30				
11 13	9 13	8 30	7 30	6 52	11 13	9 13	9 13	7 13	6 06	1 06	26 Ar. Stockton	10 10	10 50	11 30	11 30	12 30	2 30	3 50	4 50	7 30	8 50	10 10	11 30				
11 13	9 13	8 30	7 30	6 52	11 13	9 13	9 13	7 13	6 06	1 06	91 Lv. Stockton	10 10	10 50	11 30	11 30	12 30	2 30	3 50	4 50	7 30	8 50	10 10	11 30				
11 13	9 13	8 30	7 30	6 52	11 13	9 13	9 13	7 13	6 06	1 06	93 Ar. El Pinal	10 10	10 50	11 30	11 30	12 30	2 30	3 50	4 50	7 30	8 50	10 10	11 30				
11 13	9 13	8 30	7 30	6 52	11 13	9 13	9 13	7 13	6 06	1 06	97 Ar. Castle	10 10	10 50	11 30	11 30	12 30	2 30	3 50	4 50	7 30	8 50	10 10	11 30				
11 13	9 13	8 30	7 30	6 52	11 13	9 13	9 13	7 13	6 06	1 06	100 Ar. Armstrong	10 10	10 50	11 30	11 30	12 30	2 30	3 50	4 50	7 30	8 50	10 10	11 30				
11 13	9 13	8 30	7 30	6 52	11 13	9 13	9 13	7 13	6 06	1 06	103 Ar. Lodi	10 10	10 50	11 30	11 30	12 30	2 30	3 50	4 50	7 30	8 50	10 10	11 30				
11 13	9 13	8 30	7 30	6 52	11 13	9 13	9 13																				



SAN FRANCISCO, SAN MATEO, REDWOOD CITY, PALO ALTO MOUNTAIN VIEW, SANTA CLARA, SAN JOSE



WELLS, FARGO & CO. EXPRESS

Lv San Francisco for Valencia St., Ocean View, Daly City, Cemeteries and San Bruno, 15.05, *11.30, 15.30. Lv Colma for San Bruno, *1.15.

Miles	STATIONS	32 Daily	36 ExSun	22 Daily	84 Daily	24 Daily	38 Daily	40 Daily	62 Daily	28 Daily	30 Daily	86 Daily	70 ExSun	44 Daily	46 ExSun	48 ExSun	50 Daily	52 Daily	68 Ex. Sat-Sun	54 Sat	56 Daily	58 Daily	64 Daily	60 Daily
0	Lv San Francisco (3rd St.)	6 30	r 7 00	8 05	8 10	9 00	10 40	11 40	1 20	2 10	3 00	3 25	4 10	4 20	5 05	5 20	5 25	5 40	6 05	6 05	6 30	8 10	10 00	11 45
6	Lv Visitation	r 7 13	r 7 17		8 28	9 00	10 53	11 53	1 11		3 17			4 36	5 24			5 58	6 25	6 25	6 47	8 27	10 16	11 58
9	Lv South San Francisco	6 47	r 7 17		8 28	9 00	10 58	11 58	1 37		3 17			4 36	5 24			5 58	6 25	6 25	6 47	8 27	10 16	11 58
11	Lv San Bruno	r 6 51	r 7 21		8 31	9 00	11 02	12 02	1 41		3 22			4 40	5 28			6 02	6 30	6 30	6 51	8 31	10 19	12 02
12	Lv Lomita Park		r 7 25																					
14	Lv Millbrae	r 6 55	r 7 25		r 8 35		r 11 06	12 07	r 1 46					4 45				6 04	6 33	6 33	6 53	8 33	10 21	12 08
15	Lv Easton		r 7 29		r 8 37		r 11 09	12 09	r 1 46					4 45				6 04	6 33	6 33	6 53	8 33	10 21	12 08
16	Lv Burlingame	7 00	r 7 33		8 41	9 28	11 12	12 13	1 53					4 51	5 36			6 08	6 36	6 36	6 56	8 36	10 24	12 10
18	Lv San Mateo	7 04	r 7 38		8 46	9 32	11 17	12 18	1 57					4 57	5 40			6 10	6 38	6 38	6 58	8 38	10 26	12 12
19	Lv Leslie																							
20	Lv Beresford	r 7 09	r 7 47		r 8 51		r 11 26	12 26	r 2 05					5 04	5 48			6 13	6 41	6 41	7 01	8 41	10 29	12 14
22	Lv Belmont	r 7 12	r 7 47		r 8 54		r 11 26	12 26	r 2 05					5 04	5 48			6 13	6 41	6 41	7 01	8 41	10 29	12 14
23	Lv San Carlos	r 7 15	r 7 50		r 8 57	9 41	r 11 31	12 30	r 2 08					5 08	5 53			6 17	6 45	6 45	7 05	8 45	10 33	12 18
28	Lv Redwood City	7 20	r 7 55		9 02	9 45	11 37	12 36	2 14					5 13	5 58			6 22	6 50	6 50	7 10	8 50	10 38	12 23
28	Lv Atherton	r 7 25	r 8 00		r 9 07		r 11 42	12 41	r 2 19					5 13	5 58			6 22	6 50	6 50	7 10	8 50	10 38	12 23
28	Lv Menlo Park	r 7 28	r 8 03		r 9 10	9 51	11 46	12 44	2 22					5 13	5 58			6 22	6 50	6 50	7 10	8 50	10 38	12 23
30	Lv Palo Alto	7 31	r 8 07		9 14	9 54	11 50	12 50	2 27					5 13	5 58			6 22	6 50	6 50	7 10	8 50	10 38	12 23
32	Lv Mayfield	r 7 35	r 8 12		9 20	9 58	11 54	12 54	2 32					5 13	5 58			6 22	6 50	6 50	7 10	8 50	10 38	12 23
35	Lv Castro																							
36	Lv Mountain View	r 7 42	r 8 20			10 05		1 03	2 39					5 13	5 58			6 22	6 50	6 50	7 10	8 50	10 38	12 23
39	Lv Sunnyvale	r 7 47	r 8 25			10 10		1 09	2 44					5 13	5 58			6 22	6 50	6 50	7 10	8 50	10 38	12 23
41	Lv Lawrence	r 7 51	r 8 29					1 14	2 49					5 13	5 58			6 22	6 50	6 50	7 10	8 50	10 38	12 23
44	Lv Santa Clara	r 7 57	r 8 34			10 20		1 22	2 55					5 13	5 58			6 22	6 50	6 50	7 10	8 50	10 38	12 23
47	Ar San Jose (Market St.)	8 05	8 43	9 15		10 30		1 30	3 03	3 25	4 30			5 13	5 58			6 22	6 50	6 50	7 10	8 50	10 38	12 23

SAN JOSE, SANTA CLARA, PALO ALTO, REDWOOD CITY, SAN MATEO, SAN FRANCISCO

Lv San Bruno for Cemeteries, Daly City, Ocean View, Valencia St. and Third St., 15.51, *6.45, *1.40, *6.30. Lv San Bruno for Colma, *12.20.

Miles	STATIONS	33 ExSun	35 Daily	57 ExSun	37 Daily	39 ExSun	41 ExSun	43 Daily	45 ExSun	47 Daily	63 ExSun	29 Daily	61 Daily	27 Daily	49 Daily	23 Daily	83 Daily	53 Daily	65 Daily	59 Daily	31 Daily	65 Ex. Sat.&Sun	87 Daily	21 Daily	63 ExSun	
0	Lv West San Jose	4 55	5 15	5 45	6 00	6 25	6 45	7 15	7 30	8 00		8 47	9 55	11 04		2 30		4 05	5 30			6 43		8 00		10 20
3	Lv Santa Clara	5 01	5 21	5 51	6 06	6 31	6 51	7 21	7 36	8 07		8 53	10 03	11 10		2 37		4 12	5 37			6 49		8 07	9 41	10 26
6	Lv Lawrence	r 5 07	r 5 28		r 6 12		r 6 57		r 7 01	8 13				10 09				4 17	5 45			6 58		8 18		10 31
8	Lv Sunnyvale	5 10	5 32		6 16	6 40	7 01	7 45	8 18					10 15				4 22	5 52			7 03		8 23		10 42
11	Lv Mountain View	5 14	5 40	6 04	6 21	6 45	7 06	7 31	7 49	8 24				10 21				4 27	6 02			7 14		8 34	10 07	10 54
15	Lv Mayfield	r 5 20	r 5 46	6 11	r 6 30	6 52	7 14	7 39	7 55	8 30	9 03		10 30					4 35	6 11			7 34		8 30		10 50
17	Lv Palo Alto	5 23	5 51	6 15	6 31	6 56	7 18	7 43	7 59	8 35		9 13	10 36	11 35				4 40	6 17			7 48		8 34	10 07	10 54
18	Lv Menlo Park	5 27	5 55		6 34	6 59	7 21	7 46	8 03	8 37		9 16	10 40					4 45	6 22			7 48		8 34	10 07	10 54
18	Lv Atherton	r 5 29	r 6 19	6 24	6 41	7 05	7 29	7 54	8 11	8 39		9 19	10 44					4 48	6 28			7 48		8 34	10 07	10 54
22	Lv Redwood City	r 5 34	6 04	6 24	6 41	7 05	7 29	7 54	8 11	8 39		9 24	10 50	11 44				4 55	6 35			7 48		8 34	10 07	10 54
24	Lv San Carlos	r 5 38	6 09		6 46	7 09	7 34	7 59	8 15	8 48			10 55					4 59	6 39			7 48		8 34	10 07	10 54
27	Lv Belmont	r 5 41	6 12		6 49	7 14	7 39	7 59	8 18	8 52			10 58					5 03	6 43			7 48		8 34	10 07	10 54
27	Lv Beresford	r 5 44	6 17			7 14		8 04		8 55								5 03	6 43			7 48		8 34	10 07	10 54
28	Lv Leslie																									
28	Lv San Mateo	5 48	6 24	6 37	6 57	7 20	7 45	8 07	8 25	9 03		9 36	11 08	11 57				5 12	6 47			7 03	7 38	8 04	8 57	10 26
31	Lv Burlingame	5 53	6 28	6 41	7 02	7 24	7 50	8 12	8 29	9 08		9 41	11 13					5 17	6 51			7 03	7 38	8 09	9 00	10 26
31	Lv Easton	5 55	6 30	6 44	7 05	7 27	7 54	8 31	9 12	9 15			11 19					5 17	6 51			7 03	7 38	8 09	9 00	10 26
33	Lv Millbrae	5 58	6 33	6 48		7 30							11 19					5 24				7 10		8 16		11 32
35	Lv Lomita Park	r 6 00	r 6 51		r 7 34								11 19					5 24				7 10		8 16		11 32
36	Lv San Bruno	6 03	6 45	6 54		7 38							11 24					5 29				7 23		8 21		11 36
38	Lv South San Francisco	6 08	m	7 01	7 16	7 42	8 03		8 44	9 23		9 53	11 28					5 32	7 04			7 28		8 24		11 39
40	Lv Visitation		m	7 05									11 28					5 32	7 04			7 28		8 24		11 39
47	Ar San Francisco (3d St.)	6 30	7 30	7 25	7 35	8 00	8 40	9 00	9 40	9 50	10 10	11 45	12 30	2 00	4 00	5 30	5 50	7 20	7 45	8 10	8 40	9 30	10 55	11 55		

SAN FRANCISCO, OAKLAND, ALAMEDA, AND SAN LEANDRO, NILES, AGNEW, SAN JOSE, VIA NILES OR NEWARK

94 Daily	18 Daily	98 Daily	506 Daily	80-96 Daily	96 Daily	558 Daily	92 Daily	504 Daily	32-188 Daily	502 Daily	90 Daily	500 Daily	89 Daily	513-93 Daily	91 Daily	17 Daily	505 Daily	95-181 Daily	501 Daily	515 Daily	189-37 Daily	557 Daily		
9 00	6 40	5 00	5 24	5 04	4 40	1 20	1 00	9 00	8 00	6 40	0	0	7 10	8 30	9 10	9 30	10 10	11 10	2 50	5 50	6 10	7 30	7 30	10 00
9 30	7 04	5 28	5 24	5 04	4 40	1 43	1 30	9 24	8 24	7 05	4	4	7 10	8 30	9 10	9 30	10 10	11 10	2 50	5 50	6 10	7 30	7 30	10 00
9 40	7 11	5 37	5 31	5 11	2 12	1 50	1 38	9 32	8 32	7 13	4 04	7	6 42	8 02	8 45	9 02	9 42	10 42	2 22	5 22	5 42	7 00	7 00	9 32
		15 44		15 16	12 15	1 54		9 37	8 37	7 20	4 08	8	6 35	7 51	8 35	8 51	9 32	10 30	2 12	5 10	5 28	6 52	6 52	9 24
	9 50	7 18	5 46	5 18	2 18	1 57	1 45	9 40	8 37	7 25	4 12	10	6 28	7 43	8 18	8 35	9 23	10 17	2 05	5 00	5 18	6 36	6 36	9 17
	8 54	7 06	5 26	4 50	4 45	1 26	1 26	9 26	8 26	7 06	0	0	6 40	8 00	8 40	8 40	9 20	10 40	2 20	5 20	5 40	7 00	7 00	9 40
		7 26	5 55	5 25	2 28	2 04		9 47	8 45	7 34	4 19	13	6 20	7 30	8 10			10 10		4 53	5 08	6 28	6 28	9 11
		7 29	5 58	5 28	2 28	2 04		9 47	8 45	7 34	4 19	13	6 20	7 30	8 10			10 10		4 53	5 08	6 28	6 28	9 11
		7 34	6 03	5 33	2 32	2 15	2 08	9 58		7 46	4 27	18	6 09	7 23	8 18					5 03	5 18	6 38	6 38	9 21
		7 40	6 09	5 39	2 38	2 21	2 15	10 08		7 54	4 31	20	6 02	7										



SAN FRANCISCO, MAYFIELD, LOS ALTOS, LOS GATOS OAKLAND, NEWARK, SAN JOSE—GLENWOOD, BIG TREES, SANTA CRUZ BOULDER CREEK—DEL MONTE, PACIFIC GROVE

WELLS FARGO & CO. EXPRESS



		70	502	84	STATIONS		69	501	87	87-557
		EX. SUN.	Daily	Daily			EX. SUN.	Daily	Daily	Daily
		4 10		8 10	0 Lv	San Francisco (3rd St) Ar	9 50		9 30	
				8 28	9 Lv	South San Francisco				
				8 31	11 Lv	San Bruno				
				8 35	14 Lv	Millbrae				
				8 38	15 Lv	Easton				
				8 41	16 Lv	Burlingame		9 00		
				8 46	18 Lv	San Mateo		8 57		
				8 51	20 Lv	Beresford				
				8 54	22 Lv	Belmont				
				8 57	23 Lv	San Carlos				
				9 02	25 Lv	Redwood City		8 44		
				9 07	28 Lv	Atherton				
				9 10	29 Lv	Menlo Park				
				9 14	30 Lv	Palo Alto		8 34		
				9 20	32 Lv	Mayfield	9 03	8 30		
				9 27	36 Lv	Los Altos	8 51			
				9 33	41 Lv	Monta Vista	8 43			
				9 44	45 Lv	Congress Junction				
				9 46	46 Lv	San Tomas				
				9 47	47 Lv	Pollard Road				
				9 49	48 Lv	Quito				
				9 51	48 Lv	Vasona Junction	8 33			
				10 00	51 Ar	Los Gatos	8 27			
				8 00	0 Lv	San Francisco (Mkt. St.)	5 50		10 00	
				8 24	4 Lv	Oakland Pier	5 22		9 32	
				8 31	7 Lv	Oakland (1st St)	5 10		9 24	
				8 34	8 Lv	East Oakland	5 07		9 21	
				8 37	10 Lv	Fruitvale	5 00		9 17	
				8 45	13 Lv	Elmhurst	4 53		9 11	
				8 48	18 Lv	Mulford			9 08	
				8 51	20 Lv	Robert			9 05	
				9 05	22 Lv	Russell	4 39		9 00	
				9 08	22 Lv	Mt. Eden	4 36		8 57	
				9 10	25 Lv	Arta	4 30		8 50	
				9 15	26 Lv	Alvarado	4 30		8 50	
				9 17	26 Lv	Hall	4 24		8 44	
				9 22	31 Lv	Arden	4 20		8 40	
				9 35	33 Lv	Newark	4 15		8 35	
				9 45	34 Lv	Mowry	4 13		8 32	
				9 55	36 Lv	Albrae				
				10 02	37 Lv	Mallard				
				10 10	37 Lv	Drawbridge				
				10 15	42 Lv	Alviso	4 03		8 23	
				10 20	45 Lv	Agnew	3 57		8 16	
				10 25	45 Lv	Santa Clara	3 50		8 10	
				10 30	47 Lv	College Park	3 42		8 05	
				10 33	47 Lv	West San Jose	3 35		8 00	
				10 37	51 Ar	Campbell	3 21		7 51	
				10 44	56 Ar	Los Gatos	3 10		7 40	
				10 44	51 Lv	Los Gatos	8 27	3 10	7 40	
				10 50	52 Ar	Lyndon		2 58	7 31	
				10 55	53 Ar	Alma	8 17	2 58	7 31	
				11 00	55 Ar	Aldercroft		2 48	7 23	
				11 04	56 Ar	Eva	8 08	2 48	7 23	
				11 10	57 Ar	Call of the Wild		2 43	7 17	
				11 21	58 Ar	Wright	7 53	2 34	7 07	
				11 25	60 Ar	Laurel	7 53	2 34	7 07	
				11 31	61 Ar	Glenwood	7 50	2 31	7 04	
				11 37	62 Ar	Clems		2 22	6 54	
				11 40	63 Ar	Virginia		2 22	6 54	
				11 42	64 Ar	Tank Siding	7 41	2 16	6 46	
				11 48	65 Ar	Zayante		2 11	6 39	
				11 53	67 Ar	Meehan		2 02	6 32	
				11 57	68 Ar	Olympia	7 27	2 02	6 32	
				12 01	69 Ar	Mt. Hermon	7 25	2 00	6 30	
				12 04	70 Ar	Felton		1 55	6 24	
				12 10	72 Ar	Big Trees		1 48	6 17	
				12 25	75 Ar	Rineon		1 35	6 03	
				12 31	76 Ar	Park St	7 00	1 35	6 03	
				12 35	0 Lv	Santa Cruz		1 25	5 55	
				12 40	0 Lv	Capitola		1 09	5 40	
				12 45	0 Lv	Aptos		1 01	5 32	
				12 50	0 Lv	Watsonville		1 11	5 10	
				12 55	0 Lv	Watsonville Jet		1 20	5 05	
				13 00	0 Lv	Watsonville Jet		1 39	4 50	
				13 05	0 Lv	Del Monte Jet		1 38	4 40	
				13 10	0 Lv	Del Monte Jet		1 45	4 30	
				13 15	0 Lv	Del Monte Jet		1 52	4 25	
				13 20	0 Lv	Monterey		1 55	4 15	
				13 25	0 Lv	Pacific Grove		1 55	4 15	
				13 30	0 Lv	Asilomar		1 50	4 10	

PALO ALTO TO MONTA VISTA, LOS ALTOS AND LOS GATOS—VIA PENINSULAR ELECTRIC RY. (CHANGE CARS AT PALO ALTO)

0	Lv	San Francisco (3d St)SP	6 30	6 30	7 00
30	Ar	Palo Alto (S.P.)	7 31	7 31	8 07
0	Lv	Palo Alto (P. E. Ry.)	7 55	7 40	8 13
5	Ar	Los Altos	7 05	7 53	8 03
11	Ar	Monta Vista	7 18	8 03	8 16
21	Ar	Los Gatos	8 03	8 30	9 05
0	Lv	San Francisco (3d St)SP	9 00	10 40	1 20
30	Ar	Palo Alto (S. P.)	9 54	11 50	2 27
0	Lv	Palo Alto (P. E. Ry.)	10 00	11 51	12 30
5	Ar	Los Altos	10 13	12 06	12 43
11	Ar	Monta Vista	10 26	12 16	12 56
21	Ar	Los Gatos	10 55	12 43	3 25
0	Lv	San Francisco (3d St)SP	5 20	6 40	6 05
30	Ar	Palo Alto (S. P.)	6 13	6 47	7 15
0	Lv	Palo Alto (P. E. Ry.)	6 14	6 47	7 15
5	Ar	Los Altos	6 27	6 59	7 28
11	Ar	Monta Vista	6 36	7 12	7 41
21	Ar	Los Gatos	7 04	7 39	8 28

LOS GATOS TO LOS ALTOS AND PALO ALTO

0	Lv	Los Gatos (P. E. Ry.)	6 05	6 55	10 35
10	Lv	Monta Vista	6 29	7 23	11 08
16	Lv	Los Altos	6 40	7 31	8 28
21	Ar	Palo Alto (P. E. Ry.)	6 53	7 40	8 40
0	Lv	Palo Alto (S. P.)	6 56	7 43	9 13
30	Ar	San Francisco (3d St)SP	8 00	8 40	10 10
0	Lv	Los Gatos (P. E. Ry.)	2 00	3 30	5 00
10	Lv	Monta Vista	12 04	2 28	4 02
16	Lv	Los Altos	12 15	2 37	4 16
21	Ar	Palo Alto (P. E. Ry.)	12 26	2 50	4 32
0	Lv	Palo Alto (S. P.)	12 54	3 01	4 35
30	Ar	San Francisco (3d St)SP	2 00	4 00	5 30
0	Lv	Los Gatos (P. E. Ry.)	5 20	5 48	6 47
10	Lv	Monta Vista	5 48	6 59	7 52
16	Lv	Los Altos	5 58	6 59	7 52
21	Ar	Palo Alto (P. E. Ry.)	6 10	7 10	8 04
0	Lv	Palo Alto (S. P.)	6 17	7 38	8 34
30	Ar	San Francisco (3d St)SP	7 20	8 46	9 30

SANTA CRUZ-DAVENPORT

0	Lv	Santa Cruz	6 00	8 00	12 45
11	Ar	Davenport	6 30	8 30	1 15
0	Lv	Davenport	6 45	11 15	5 40
11	Ar	Santa Cruz	7 15	11 45	6 10

FELTON TO BOULDER CREEK

Lv	Felton	11 01	12 05	2 05	4 45	6 30	7 30
Ar	Glen Arbor						
Ar	Ben Lomond	11 14	12 20	2 20	5 00	6 45	7 45
Ar	Brookdale	11 21	12 29	2 29	5 09	6 54	7 54
Ar	Boulder Creek	11 26	12 35	2 35	5 15	7 00	8 00

BOULDER CREEK TO FELTON

Lv	Boulder Creek	6 55	11 35	1 25	5 55
Lv	Brookdale	7 00	11 40	1 30	6 00
Ar	Ben Lomond	7 09	11 47	1 39	6 09
Ar	Glen Arbor				
Ar	Felton	7 25	12 00	1 55	6 25

NILES, CENTERVILLE, REDWOOD CITY

5 15	2 55	1 40	6 58	4 45	0 Lv	Niles	Ar	10 13	4 45
5 22	3 05	1 50	7 05	4 55	3 Ar	Centerville	Lv	10 02	4 32
5 27	3 12	2 05	7 11	5 05	6 Ar	Newark	Lv	9 56	4 20
		3 05			18 Ar	Redwood City	Lv		3 20

Light Face figures A. M. Dark Face figures P. M. s—Stops to discharge passengers. f—Flag stop to receive or discharge passengers.
 *—Daily. †—Daily except Sunday. ‡—Sunday only. a—Daily except Saturday and Sunday. b—Saturday and Sunday only.
 c—Daily except Monday. d—Saturday only. e—Mondays only.
 †—U. S. Mail box at station or on platform. †—Arrive San Francisco 10 10 pm Saturday and Sunday. g—Saturday and Sunday only. (4GS-3L)

SANTA CRUZ AND SALINAS

Ar	Santa Cruz	10 25	1 25	5 55	8 55
Lv	Watsonville	9 35	12 37	5 10	8 10
Ar	Watsonville Jet	9 30	12 30	5 05	8 05
Lv	Watsonville Jet	9 22	11 59	4 30	8 01
Ar	Salinas	8 30	11 23	3 40	7 20

PACIFIC GROVE AND SALINAS

Lv	Pacific Grove	7 35	2 00	7 45	8 30
Lv	Monterey	7 25	1 46	7 34	8 17
Lv	Del Monte	7 20	1 43	7 29	8 13
Lv	Del Monte Jet	6 45	1 10	6 55	7 40
Lv	Salinas	5 28			



SAN FRANCISCO, BERKELEY, OAKLAND, ALAMEDA SAN JOSE, GILROY, TRES PINOS, SANTA CRUZ, DEL MONTE PACIFIC GROVE, SALINAS



WELLS, FARGO & CO. EXPRESS

18-10 Daily	76 Daily	102 Daily	30 Daily	28 Daily	24 Daily	22 Daily	78 Daily	32 Daily	Mls	STATIONS	17 Daily	75 Daily	29 Daily	27 Daily	101 Daily	23 Daily	31 Daily	77 Daily	21 Daily
	8 00	5 00	3 00	2 10	9 00	8 05	8 00	6 30	0	Lv San Francisco (Third St.) Ar		9 45	10 10	12 30	b 1 00	4 00	8 10	9 50	10 55
SEASHORE			3 28	9 32	9 28			7 00	0	Lv Burlingame Ar			9 41			3 29	7 38		
			3 58	9 45	9 45			7 04	0	Lv San Mateo Ar			9 36	11 57		3 58	7 38		
			4 01	9 58	9 58			7 20	0	Lv Redwood City Ar			9 24	11 44		4 01	7 24		
			4 08	10 05	10 05			7 31	0	Lv Palo Alto Ar			9 13	11 35		4 08	7 14		
			4 24	10 20	10 20			7 35	0	Lv Mayfield Ar						4 24	7 35		
			4 30	10 30	10 30			7 42	0	Lv Mountain View Ar			8 53	11 10		4 30	7 42		
			4 30	10 30	10 30			7 57	0	Lv Santa Clara Ar			8 47	11 04		4 30	7 42		
			4 30	10 30	10 30			8 05	0	Lv San Jose, Market St. Ar						4 30	7 42		
			4 30	10 30	10 30			8 05	0	Lv San Francisco Mkt St. Ar	10 10	11 10	11 10	2 50	2 50	5 50	10 00		
			4 30	10 30	10 30			8 05	0	Lv Oakland Pier Ar	9 42	10 42	10 42	2 22	2 22	5 22	9 32		
			4 30	10 30	10 30			8 05	0	Lv Oakland 1st St. Ar	9 32	10 30	10 30	2 12	2 12	5 10	9 24		
			4 30	10 30	10 30			8 05	0	Lv Berkeley Ar		11 17	11 17	2 51	2 51	5 57	10 17		
			4 30	10 30	10 30			8 05	0	Lv Alameda Ar		11 40	11 40	2 20	2 20	5 20	9 40		
			4 30	10 30	10 30			8 05	0	Lv Fruitvale Ar	9 23	10 17	10 17	2 05	2 05	5 00	9 17		
			4 30	10 30	10 30			8 05	0	Lv Santa Clara Ar		9 00	9 00			5 50	8 10		
			4 30	10 30	10 30			8 05	0	Lv San Jose, Market St. Ar	7 55	8 50	8 50	12 50	12 50	6 00	8 00		
			4 30	10 30	10 30			8 05	0	Lv San Jose, Market St. Ar	7 45	8 28	8 28	10 59	10 59	2 22	6 36	8 36	9 36
			4 30	10 30	10 30			8 05	0	Lv Lick Ar			8 26			2 08	6 18		
			4 30	10 30	10 30			8 05	0	Lv Edenvale Ar			8 20			1 51	6 08		
			4 30	10 30	10 30			8 05	0	Lv Coyote Ar			8 05			1 45	5 57		
			4 30	10 30	10 30			8 05	0	Lv Perry Ar			7 50			1 39	5 48		
			4 30	10 30	10 30			8 05	0	Lv Madrone Ar			7 42			1 34	5 48		
			4 30	10 30	10 30			8 05	0	Lv Morganhill Ar			7 37	10 26		1 25	5 41		
			4 30	10 30	10 30			8 05	0	Lv Tennant Ar			7 30			1 20	5 35		
			4 30	10 30	10 30			8 05	0	Lv San Martin Ar			7 24			1 14	5 28		
			4 30	10 30	10 30			8 05	0	Lv Ruckler Ar			7 17			1 10	5 25		
			4 30	10 30	10 30			8 05	0	Lv Gilroy Ar			7 09	10 10		1 04	5 18		
			4 30	10 30	10 30			8 05	0	Lv Gilroy Ar			6 59			1 00	5 14		
			4 30	10 30	10 30			8 05	0	Lv Hollister Ar			6 25			1 10	4 23		
			4 30	10 30	10 30			8 05	0	Lv Tres Pinos Ar			6 10			1 04	4 00		
			4 30	10 30	10 30			8 05	0	Lv Gilroy Ar	6 47		7 09	10 02		1 14	5 28		8 40
			4 30	10 30	10 30			8 05	0	Lv Miller Ar						1 01	5 13		
			4 30	10 30	10 30			8 05	0	Lv Sargent Ar			6 55	9 51		1 04	5 13		
			4 30	10 30	10 30			8 05	0	Lv Betabel Ar						1 04	5 13		
			4 30	10 30	10 30			8 05	0	Lv Chittenden Ar			6 47			1 04	5 13		
			4 30	10 30	10 30			8 05	0	Lv Aronas Ar			6 41			1 04	5 13		
			4 30	10 30	10 30			8 05	0	Lv Vega Ar						1 04	5 13		
			4 30	10 30	10 30			8 05	0	Lv Watsonville Junction Ar	6 10	7 05	6 30	9 27	10 08	12 30	4 42	7 14	8 06
			4 30	10 30	10 30			8 05	0	Lv Watsonville Junction Ar			6 20	9 15		12 25	4 30		
			4 30	10 30	10 30			8 05	0	Lv Watsonville Ar			6 15	9 09		12 20	4 23		
			4 30	10 30	10 30			8 05	0	Lv Nuga Ar			6 09	9 02		12 15	4 18		
			4 30	10 30	10 30			8 05	0	Lv Ellicott Ar			6 03	8 53		12 07	4 08		
			4 30	10 30	10 30			8 05	0	Lv Manresa Ar									
			4 30	10 30	10 30			8 05	0	Lv Leonard Ar									
			4 30	10 30	10 30			8 05	0	Lv Aptos Ar			5 53	8 40		11 55	3 55		
			4 30	10 30	10 30			8 05	0	Lv New Brighton Ar						11 44	3 48		
			4 30	10 30	10 30			8 05	0	Lv Capitola Ar			5 45	8 30		11 44	3 48		
			4 30	10 30	10 30			8 05	0	Lv Del Mar Ar									
			4 30	10 30	10 30			8 05	0	Lv Twin Lakes Ar									
			4 30	10 30	10 30			8 05	0	Lv Seabright Ar			5 33	8 18		11 33	3 35		
			4 30	10 30	10 30			8 05	0	Lv Santa Cruz Ar			5 30	8 25		11 30	3 35		
			4 30	10 30	10 30			8 05	0	Lv Watsonville Junction Ar	6 05	7 02	6 05	9 22	10 03	11 59	4 30	7 09	8 01
			4 30	10 30	10 30			8 05	0	Lv Elkhorn Ar						11 49	4 20		
			4 30	10 30	10 30			8 05	0	Lv Del Monte Junction Ar	5 43	6 44	5 43	9 00	9 40	11 38	4 10	6 50	7 50
			4 30	10 30	10 30			8 05	0	Lv Del Monte Junction Ar			5 40	9 00		10 45	4 05	6 40	7 30
			4 30	10 30	10 30			8 05	0	Lv Nashua Ar			5 35			10 39	3 57	6 30	7 22
			4 30	10 30	10 30			8 05	0	Lv Neponset Ar			5 30			10 34	3 52	6 25	7 17
			4 30	10 30	10 30			8 05	0	Lv Bardin Ar			5 26			10 29	3 47	6 16	7 12
			4 30	10 30	10 30			8 05	0	Lv Gigling Ar			5 19			10 22	3 40	6 06	7 05
			4 30	10 30	10 30			8 05	0	Lv Seaside Ar			5 13			10 14	3 33	6 06	7 05
			4 30	10 30	10 30			8 05	0	Lv Del Monte Ar			5 09	8 30		10 10	3 30	6 06	7 05
			4 30	10 30	10 30			8 05	0	Lv Monterey Ar			5 05	8 20		10 05	3 25	6 02	7 05
			4 30	10 30	10 30			8 05	0	Lv Pacific Grove Ar			4 55	8 05		9 55	3 15	6 00	7 05
			4 30	10 30	10 30			8 05	0	Lv Asilomar Ar								6 50	7 40
			4 30	10 30	10 30			8 05	0	Lv Del Monte Junction Ar	5 43	6 44		8 55	9 40	11 38	4 05	6 50	7 38
			4 30	10 30	10 30			8 05	0	Lv Cooper Ar			8 41			11 30	3 51	6 40	7 28
			4 30	10 30	10 30			8 05	0	Lv Graves Ar			8 37			11 28	3 47	6 30	7 20
			4 30	10 30	10 30			8 05	0	Lv Salinas Ar	5 28	6 31				11 23	3 40	6 36	7 20

FOREST FIRES

Notice to Campers SIX RULES for the prevention of FOREST FIRES

1. Be sure your match is out before you throw it away.
2. Knock out your pipe ashes or throw your cigar or cigarette stub p where there is nothing to catch fire.
3. Don't build a camp fire any larger than is absolutely necessary. Never leave it even for a short time without putting OUT with water or dirt.
4. Don't build a camp fire against a tree or a log. Build a small one where you can scrape away the needles, leaves or grass from all sides of it.
5. Don't build bonfires. The wind may come up at any time and start a fire you cannot control.
6. If you discover a fire, put it out if possible; if you can't, get word of it to the nearest Forest Ranger or Fire Warden just as quick as you possibly can.

SAN JOSE AND NEW ALMADEN			
	Mon. only		Mon. only
Lv West San Jose	10 05	Lv New Almaden	11 10
Lv Campbell	10 16	Lv Lick	11 55
Ar New Almaden	11 00	Ar San Jose, Market St.	12 15

Santa Cruz Big Tree Grove
Six miles from Santa Cruz. Only 2 1/2 hours from San Francisco

THE BIG BASIN—California State Redwood Park
Twelve miles from Boulder Creek. Delightful drive

Hotel Del Monte

DEL MONTE, CAL.

COAST LINE—SOUTHERN PACIFIC

Delightful Resort by the Sea. Famous Gardens. Golf Links, Tennis Courts, Polo Ground, Scenic Auto Boulevard, Indoor Salt Water Swimming Tank, Boating and Fishing.

10-day Stopover on certain 1st Class Tickets

Paso Robles Hot Springs Hotel

On Southern Pacific



SAN FRANCISCO, RENO, HAZEN, TONOPAH, GOLDFIELD, FALLON, SUSANVILLE—YOSEMITE NATIONAL PARK

WELLS, FARGO & CO. EXPRESS



SAN FRANCISCO AND OGDEN AND GOLDFIELD

No. 24 Daily	Mls.	STATIONS	No. 23 Daily
9 00	0	Lv San Francisco (Market St.)	8 10
9 27	4	Lv Oakland Pier	7 43
9 34	6	Lv Oakland (16th St.)	7 30
12 50	89	Lv Sacramento	4 25
9 30	243	Ar Reno	8 00
9 30	243	Ar Reno	7 40
11 20	288	Ar Hazen	5 35
6 30	0	Lv Ogdén	11 55
9 05	494	Ar Hazen	10 40
11 30	288	Lv Hazen	5 30
12 46	295	Lv Lahontan	5 15
12 30	316	Lv Churchill	4 30
12 52	328	Lv Wabuska	4 05
1 46	354	Lv Schurz	3 15
2 53	384	Lv Thorne	2 20
4 02	408	Lv Luning	1 17
4 30	417	Ar Mina	12 50
4 50	417	Lv Mina	12 35
5 09	426	Lv Tonopah Junction	12 10
6 02	446	Lv Coaldale	11 17
6 20	453	Ar Blair Junction	11 02
11 05	0	Lv Blair Junction	6 05
11 50	17	Ar Blair	5 20
6 20	453	Lv Blair Junction	11 02
7 01	473	Ar Millers	10 21
7 50	486	Ar Tonopah	9 52
9 30	517	Ar Goldfield	8 30

Trains 24 and 23. GOLDFIELD PASSENGER.

Standard Pullman Sleepers: San Francisco and Goldfield. Reno to San Francisco. Sacramento to San Francisco. Observation Car: Oakland Pier to Sparks (No. 24). Reclining Chair Cars: San Francisco and Goldfield.

CONSOLIDATED AUTO CO.

Operate a daily stage between Tonopah and Manhattan, Nev., and Round Mountain, Nev. Connect with Trains Nos. 24 and 23.

HAZEN AND FALLON

*11 15	0	Lv Hazen	Ar	4 45
11 59	16	Ar Fallon	Lv	* 4 00

WABUSKA AND MOUND HOUSE

* 2 40	0	Lv Wabuska	Ar	1 00
3 10	12	Ar Churchill	Lv	12 30
4 30	0	Lv Churchill	Ar	12 20
f 4 57	9	Lv Clifton	Lv	r11 45
5 25	21	Lv Dayton	Lv	11 15
6 09	27	Ar Mound House	Lv	*10 45

FERNLEY, SUSANVILLE AND WESTWOOD

* 7 00	0	Lv San Francisco	Ar	8 10
10 10	276	Ar Fernley	Lv	6 10
10 10	0	Lv Fernley, Nev.	Ar	5 50
10 18	3	Ar Wadsworth	Lv	5 45
r11 18	33	Lv Sutcliffe	Lv	f 4 45
r12 14	60	Lv Flanigan	Lv	f 3 50
r12 52	79	Lv Amedeo, Cal	Lv	f 3 12
1 00	82	Lv Wendel (Junc. N. C. O.)	Lv	3 05
1 20	92	Lv Litchfield	Lv	2 45
f 1 35	99	Lv Leavitt	Lv	f 2 30
1 50	106	Ar Susanville	Lv	2 15
2 15	106	Lv Susanville	Ar	11 30
f 3 15	119	Lv Goumaz	Lv	r10 30
4 10	136	Ar Westwood	Lv	* 9 30
Lv Fernley	* 6 10	Ar Hazen	Lv	* 6 30
Lv Hazen	* 9 30	Ar Fernley	Lv	* 9 50

TULASCO AND METROPOLIS

Mon. 11 15	0	Lv Tulasco	Ar	12 01
Thu. 11 30	8	Ar Metropolis	Lv	11 45

Byron Hot Springs Hotel

NEW AND FIREPROOF THROUGHOUT
2½ HOURS FROM SAN FRANCISCO

Yosemite National Park and Mariposa Big Trees

Via Merced Reached by SOUTHERN PACIFIC

Pullman Sleeping Car on trains Nos. 86 and 87 between San Francisco and El Portal. Also on trains between Los Angeles, Merced, El Portal

86	84	Mls.	STATIONS	83	87
*11 40	* 9 20	0	Lv San Francisco (Mkt. St.)	Ar	4 10 7 50
12 07	9 45	4	Lv Oakland Pier	Lv	3 52 7 32
r12 21	9 52	0	Lv Alameda	Ar	4 40 8 00
12 14	9 52	6	Lv Oakland (16th St.)	Ar	3 32 7 13
r12 21	9 59	9	Lv Berkeley Un. Ave.	Ar	3 23 7 03
12 30	10 07	15	Lv Richmond	Ar	3 15 6 55
1 00	10 38	31	Lv Port Costa	Lv	2 48 6 25
r 1 07	10 44	35	Lv Martinez	Lv	2 37 6 12
1 11	11 12	49	Lv Pittsburg	Lv	2 13 5 47
r11 44	69	Lv Byron Hot Springs	Lv	r 1 42	
1 25	12 20	82	Lv Tracy	Lv	1 20 4 55
2 44	12 40	93	Ar Lathrop	Lv	12 43 4 30
12 05	10 15	0	Lv Sacramento	Ar	3 10 7 15
12 05	10 53	16	Lv Elk Grove	Ar	2 26 6 39
11 15	11 25	23	Lv Galt	Ar	2 05 6 23
11 38	36	Lv Lodi	Ar	1 40 6 07	
12 05	48	Lv Stockton	Ar	1 10 5 45	
12 25	58	Ar Lathrop	Lv	12 50 5 26	
2 45	12 45	93	Lv Lathrop	Ar	12 40 4 48
3 25	1 17	113	Lv Modesto	Lv	12 07 3 44
4 35	2 19	151	Ar Merced	Lv	11 10 2 10
* 7 30	*10 00	0	Lv Los Angeles	Ar	7 20 7 15
10 20	1 33	78	Lv Lancaster	Ar	3 25 3 54
2 10	6 40	170	Lv Bakersfield	Ar	10 10 11 39
3 38	7 23	233	Lv Tulare	Ar	8 25 9 45
5 15	12 01	277	Lv Fresno	Ar	6 30 8 00
6 50	1 50	332	Ar Merced	Lv	* 4 20 4 35
* 8 00	* 2 40	0	Lv Merced Y. V. R. R.	Ar	11 00 11 30
8 39	3 19	18	Lv Snelling	Lv	10 22 10 55
8 55	3 24	24	Lv Merced Falls	Lv	10 09 10 42
9 33	4 07	37	Lv Pleasant Valley	Lv	9 33
10 02	4 40	49	Lv Bagby	Lv	* 9 03 9 37
11 35	6 29	78	Ar El Portal	Lv	* 7 20 * 8 00

YOSEMITE AUTO STAGE

*12 30	* 7 00	0	Lv El Portal	Lv	* 5 00
2 30	9 00	16	Ar Yosemite Valley	Lv	* 3 00

AUTO STAGE

* 1 00	* 1 00	0	Lv Yosemite Valley	Ar	6 00
6 00	6 00	26	Ar Wawona	Lv	11 30
9 00	6 00	26	Lv Wawona	Ar	10 30 4 30
11 30	8 30	34	Ar Mariposa Big Trees	Lv	* 8 30 * 2 00

WEEK END DAYLIGHT EXCURSIONS

Saturdays only leave San Francisco, Market St., 7 20, leave Merced 12 45, leave El Portal 5 15, arrive Yosemite 7 15. Returning Sundays only leave Yosemite 6 00, leave El Portal 9 00, leave Merced 1 50, arrive San Francisco 7 50.

SACRAMENTO, FAIR OAKS, FOLSOM AND PLACERVILLE

Motor No. 62	\$520	STATIONS	Motor No. 61	\$520
* 5 20	* 2 00	8 10 Lv Sacramento	Ar	7 55 10 45 5 05
5 40	2 18	8 30 Lv Brighton	Ar	7 38 10 27 4 50
6 00	2 38	8 55 Ar Citrus	Lv	7 15 10 03 4 25
6 05	2 43	9 00 Ar Fair Oaks	Lv	7 10 9 58 4 20
6 10	2 48	9 05 Lv Fair Oaks	Ar	7 05 9 53 4 15
6 15	2 53	9 10 Lv Citrus	Ar	7 00 9 48 4 10
f 6 26	f 3 04	9 20 Ar Natoma	Lv	f 6 48 f 9 38 f 3 56
6 30	3 12	9 35 Ar Folsom	Lv	* 6 45 9 35 3 53
3 58	10 16	Ar Lathrop	Lv	8 52 3 08
4 30	10 44	Ar Shingle Springs	Lv	8 23 2 43
4 47	10 59	Ar El Dorado	Lv	8 08 2 29
4 52	11 05	Ar Diamond Springs	Lv	8 01 2 24
5 05	11 15	Ar Placerville	Lv	* 7 50 * 2 15

SAN FRANCISCO AND FRUTO

* 7 20	0	Lv San Francisco	Ar	12 50
9 30	89	Lv Sacramento	Ar	10 00
4 40	149	Lv Willows	Ar	6 50
r 151	151	Lv Kurand	Lv	f
r 159	159	Lv Millsholm	Lv	f
r 163	163	Lv Athena	Lv	f
5 35	166	Ar Fruto	Lv	* 5 50

SACRAMENTO, DEL RIO AND WALNUT GROVE

* 4 15	* 7 30	0	Lv Sacramento	Ar	10 00 6 45
r 4 25	r 7 40	4	Lv Baths	Lv	r 9 48 r 6 33
f 4 30	r 7 45	5	Lv Del Rio	Lv	r 9 43 r 6 28
4 37	7 52	9	Lv Freeport	Lv	9 33 6 18
4 55	8 10	17	Lv Hood	Lv	9 13 5 58
r 5 10	r 8 25	19	Lv Glann	Lv	r 9 01 r 5 46
5 20	8 35	25	Ar Walnut Grove	Lv	* 8 45 * 5 30

SAN FRANCISCO AND SAN RAMON VALLEY

* 4 00	* 8 00	0	Lv San Francisco (Mkt. St.)	Ar	9 10 6 30
4 34	8 30	6	Lv Oakland (16th St.)	Ar	8 33 5 45
5 45	9 45	39	Lv Avon	Ar	7 05 4 06
5 55	9 56	44	Lv Concord	Lv	6 53 3 53
6 11	10 12	49	Lv Walnut Creek	Lv	6 36 3 36
6 28	10 30	56	Lv Danville	Lv	6 19 3 17
6 36	10 40	59	Ar San Ramon	Lv	6 13 * 3 10
r 6 47	7 07	64	Ar Dougherty	Lv	6 13
7 07	7 44	74	Ar Livermore	Lv	* 5 45

SACRAMENTO, SUISUN-FAIRFIELD, NAPA, CALISTOGA, SANTA ROSA, VALLEJO

* 3 30	* 7 00	0	Lv Sacramento	Ar	10 20 7 00
4 00	7 28	13	Lv Davis	Lv	9 50 6 33
4 15	7 43	21	Lv Dixon	Lv	9 21 6 15
4 30	7 58	29	Lv Elmira	Lv	9 08 6 00
5 00	8 27	40	Ar Suisun-Fairfield	Lv	8 48 5 25
5 25	9 00	40	Lv Suisun-Fairfield	Ar	8 43 4 40
5 35	9 15	45	Lv Cordelia	Lv	8 23 4 25
5 54	9 35	53	Ar Napa Junction	Lv	8 12 4 07
6 10	10 08	61	Lv Napa	Lv	7 55 3 50
6 15	10 47	79	Ar St. Helena	Lv	7 13 3 03
6 52	11 10	87	Ar Calistoga	Lv	6 58 2 45
6 00	9 40	53	Lv Napa Junction	Ar	8 05 3 50
6 55	10 36	75	Ar Glen Ellen	Lv	7 09 2 54
7 08	10 50	79	Ar Kenwood	Lv	6 56 2 41
7 35	11 20	90	Ar Santa Rosa	Lv	6 30 2 15
6 05	9 50	53	Lv Napa Junction	Ar	8 02 3 45
6 15	10 07	59	Ar North Vallejo	Lv	7 48 3 28
6 20	10 15	60	Ar South Vallejo	Lv	* 7 45 * 3 25

ELMIRA, VACAVILLE, WINTERS, RUMSEY

* 3 00	* 6 20	0	Lv San Francisco	Ar	10 50 7 30
3 32	6 50	6	Lv Oakland (16th St.)	Ar	10 13 6 54
6 00	9 08	60	Ar Elmira	Lv	7 58 4 30
6 00	9 15	0	Lv Elmira	Ar	7 55 4 25
6 10	9 32	4	Ar Vacaville	Lv	7 45 4 10
6 35	10 05	17	Ar Winters	Lv	* 7 20 3 00
10 45	4 27	Ar Madison	Lv	2 25	
11 00	29	Ar Esparto	Lv	2 15	
12 05	46	Ar Guinda	Lv	1 15	
12 20	51	Ar Rumsey	Lv	* 1 00	

Oakland Civic Auditorium

SCENE OF MANY CONVENTIONS AND SPECIAL GATHERINGS

TAKE SOUTHERN PACIFIC ELECTRIC LINE VIA SEVENTH STREET TO OAK STREET STATION

Light face figures A. M. Dark face figures P. M. *—Daily. †—Daily except Sunday. ‡—Sunday only. f—Flag stop to receive or discharge passengers. §—Owing to limited space, the company does not guarantee immediate transportation of baggage on motor cars. ⊙—U. S. mail box at stations or on platform. r—Stops to receive passengers eastbound or to discharge passengers westbound. (425-111L)



LOS ANGELES, PASADENA, COVINA, POMONA, ONTARIO COLTON, SAN BERNARDINO, RIVERSIDE, REDLANDS CRAFTON - IMPERIAL VALLEY, LAGUNA DAM

WELLS, FARGO & CO. EXPRESS



	38 Daily	34 Daily	10 Daily	30 Daily	Miles	STATIONS	37 Daily	31 Daily	35 Daily	9 Daily
.....	11 00	4 20	3 30	8 55	0	Lv. Los Angeles	6 45	10 40	5 25	9 20
.....	11 24	4 44	3 54	9 19	7	Lv. Shorb	6 20	10 16	5 21	8 56
.....	f 4 47	f 4 50	f 9 22	9 9	9	Ar. Alhambra	f 10 11	f 5 16	f 5 16	
.....	f 4 50	f 4 55	f 9 33	14	10	Ar. San Gabriel	f 10 07	f 5 12		
.....	f 4 59	f 4 59	f 9 39	17	11	Ar. El Monte	f 6 02	10 00	5 05	
.....				22	12	Ar. Bassett	f 9 53	f 4 59		
.....				25	13	Ar. Irwindale				
.....				27	14	Ar. Covina				
.....				29	15	Ar. Charter Oak				
.....				31	16	Ar. San Dimas				
.....				35	17	Ar. Lordsburg				
.....				35	17	Ar. Pomona				
.....				39	19	Lv. Bassett	f 9 53	f 4 59		
.....	f 11 43	f 5 04	f 9 39	47	21	Ar. Puente	f 5 48	9 47	4 52	
.....	f 11 54	f 5 16	f 9 58	25	22	Ar. Walnut	f 5 35	f 9 37	f 4 42	
.....		f 5 24	f 10 05	30	23	Ar. Spadra	f 9 30	f 4 35		
.....	12 13	5 35	4 50	10 15	34	Ar. Pomona	5 17	9 22	4 25	8 10
.....		5 35		10 30	35	Lv. Pomona				
.....		5 50		10 30	35	Ar. Chino	9 20	4 20		
.....		6 05		10 45	36	Ar. Ontario	9 05	4 05		
.....				10 45	36	Ar. Ontario	5 50	3 45		
.....	12 13	6 05	4 50	10 45	36	Lv. Pomona	5 17	8 50	3 45	8 10
.....	12 28	6 12	5 07	10 45	36	Lv. Ontario	4 58	8 50	3 45	7 53
.....	f 12 35	f 6 21	f 11 01	49	37	Ar. Guasti	f 4 47	f 8 44	f 3 38	
.....	f 12 51	f 6 30	f 11 10	54	38	Ar. Declez	f 4 27	f 8 28	f 3 27	
.....	1 00	6 40	5 40	11 20	39	Ar. Bloomington	4 15	8 20	3 10	7 20
.....	1 05	6 45	5 45	11 25	40	Lv. Colton	4 10	8 15	3 00	7 15
.....	f 1 20	f 7 00	f 6 00	11 35	41	Ar. Loma Linda	f 3 57	8 05	2 47	7 05
.....		7 10	6 15	11 55	42	Ar. Redlands Junction	3 50	8 00	2 40	7 00
.....		7 30		12 15	43	Ar. Redlands		7 50	2 25	6 35
.....				12 15	43	Ar. Crafton		7 30		

RESTAURANT AND LUNCH ROOM
5th Street and Central Avenue Station, Los Angeles.
Open 6:30 a. m. to 9:30 p. m. High Class Service

LOS ANGELES, IMPERIAL, BRAWLEY, CALEXICO, YUMA

	*8 55	*11 00	0 Lv.	Los Angeles	Ar	6 45	6 45
.....	3 48	5 30	194	Ar Niland	Lv	10 15	10 10
.....	4 00	5 40	0 Lv.	Ar Niland	Lv	10 10	9 55
.....	f 4 20	f 6 00	8 Lv.	Ar Calipatria	Lv	f 9 52	f 9 37
.....	f 4 23	f 6 03	9 Lv.	Ar Bernice	Lv	f 9 48	f 9 30
.....	f 4 33	f 6 13	13 Lv.	Ar Rockwood	Lv	f 9 40	f 9 20
.....	f 4 50	f 6 30	16 Lv.	Ar Brawley	Lv	9 30	9 10
.....	f 5 00	f 6 40	23 Lv.	Ar Grape	Lv	f 9 15	f 8 45
.....	5 15	7 00	28 Lv.	Ar Imperial	Lv	9 05	8 35
.....	5 35	7 25	31 Lv.	Ar El Centro	Lv	8 55	8 20
.....	5 45	7 35	36 Lv.	Ar Heber	Lv	8 40	7 57
.....	6 00	7 45	40 Lv.	Ar Calexico	Lv	8 30	7 45
.....	* 8 00		40 Lv.	Ar Calexico	Lv	6 00	
.....	8 15		40 Lv.	Ar Mexicali	Lv	4 45	
.....	9 05		58 Lv.	Ar Cocopah	Lv	4 10	
.....	9 17		63 Lv.	Ar Hechicera	Lv	3 54	
.....	9 39		72 Lv.	Ar Tecolote	Lv	3 32	
.....	9 49		77 Lv.	Ar Paredones	Lv	3 22	
.....	9 59		92 Lv.	Ar Algodones	Lv	2 50	
.....	10 20		93 Lv.	Ar Andrade	Lv	2 20	
.....	10 30		97 Lv.	Ar Ariz June	Lv	2 15	
.....	10 50		104 Lv.	Ar Yuma	Lv	* 2 00	

REDLANDS JUNCTION, REDLANDS, CRAFTON

0 Lv Redlands Junction	*10 30	*11 45	*12 25	*2 05	*2 45	*5 20	*6 05	*7 10	*7 35
3 Ar Redlands	10 40	11 55	12 35	2 15	2 55	5 30	6 15	7 00	7 45
7 Ar Crafton								7 30	
0 Lv Crafton	* 7 30								
4 Lv Redlands	7 50	*10 10	*11 25	*12 05	*1 45	*2 25	*5 00	*5 45	*6 35
7 Ar Redlands Junction	8 00	10 20	11 35	12 15	1 55	2 35	5 10	5 55	6 45

LOS ANGELES AND SANTA ANA

* 5 20	* 4 00	* 10 45	* 8 55	0 Lv	Los Angeles	Ar	8 10	10 15	1 55	4 50
5 42	4 25	11 07	9 17	5	Florence		7 48	9 53	1 33	4 25
5 54	4 37	11 20	9 28	11	Downey		7 36	9 38	1 20	4 13
6 08	4 47	11 25	9 33	13	Ar Studebaker	Lv	f 7 29	f 9 33	f 1 15	4 07
6 24	4 57	11 30	9 38	15	Norwalk		7 19	9 29	1 10	4 03
6 41	5 07	11 42	9 48	21	Buena Park		7 10	9 16	1 00	3 50
f 6 20	f 5 03	f 11 48	f 9 53	24	Ar Brookhurst	Lv	f 7 04	f 9 08	f 12 52	f 3 44
6 25	5 08	11 53	9 58	25	West Anaheim		7 00	9 04	12 48	3 40
6 40	5 18	12 06	10 02	26	Anaheim		6 55	9 00	12 44	3 35
f 6 40	f 5 22	f 12 07	f 10 06	28	Tustin Junction	Lv	6 50	f 8 56	f 12 40	3 30
6 50	5 30	12 15	10 20	33	Ar Santa Ana	Lv	f 6 40	f 8 50	f 12 35	3 25
				35	Lv Santa Ana	17 30	Ar Newport Beach	18 05		3 20

LOS ANGELES, CHATSWORTH, OXNARD

8 15	0 Lv	Los Angeles	Ar	2 30
8 55	9 Ar	Burbank	Lv	1 30
9 10	13 Ar	Lankershim	Lv	1 10
f 9 20	16 Ar	Kester	Lv	f 12 50
f 9 34	20 Ar	Encino	Lv	f 12 20
9 55	27 Ar	Owensmouth	Lv	11 50
10 05	30 Ar	Chatsworth Junc.	Lv	11 30
10 15	31 Ar	Chatsworth	Lv	11 15
10 40	40 Ar	Santa Susana	Lv	10 05
f	44 Ar	Simi	Lv	
f 11 00	45 Ar	Strathern	Lv	f 9 25
11 30	50 Ar	Moopark	Lv	8 58
f 11 40	53 Ar	Ternes	Lv	f 8 35
f 12 00	57 Ar	Somis	Lv	8 15
f 12 50	60 Ar	Camarillo	Lv	7 47
f 1 05	65 Ar	Leedsdale	Lv	7 15
f 1 30	69 Ar	Oxnard	Lv	7 00

LAGUNA DAM - POTHOLDS

	550	Miles	STATIONS	551
.....	f 11 45	0 Lv	Yuma	Ar 1 45
.....	f 11 50	1 Lv	Colorado	Lv f 1 40
.....	f 12 12	8 Lv	Sellew	Lv f 1 17
.....	f 12 25	12 Lv	Laugna	Lv f 1 04
.....	12 30	13 Ar	Potholds	Lv f 1 00

GLAMIS AND PALO VERDE VALLEY AUTOMOBILE SERVICE

PALO VERDE VALLEY MOTOR TRANSIT CO.
Leave Glamis 7:00, daily. Arrive Blythe 12:00 noon.
Fares from Glamis to Palo Verde (43 miles), \$5.00.
Rannels (49 miles), \$6.00, Neighbours (57 miles), \$10.00, Blythe (61 miles), \$8.00. Round Trip, \$15.00.
Mail boats leave Palo Verde for Cibola, Ariz. (7 miles), Tuesday and Saturday.

OXNARD, VENTURA, NORDHOFF

* 8 40	* 3 20	* 7 35	0 Lv	Oxnard	Ar	8 00	2 35	4 00
8 55	8 30	10 50	5 Ar	Montalvo	Lv	7 50	2 20	* 3 40
9 00	8 55	10 27	10 Lv	Ventura	Lv	7 50	2 05	
9 00	10 35	11 Lv	Ventura Junction	Lv	7 40	1 50		
10 00	11 45	12 Ar	Nordhoff	Lv	6 45	* 12 40		

EL CENTRO AND HOLTVILLE

0 Lv	El Centro	Ar	7 30	9 00	12 00	* 5 40	7 00
11 Ar	Holtville	Lv	8 00	9 30	12 30	6 10	7 25
0 Lv	Holtville	Lv	7 00	8 15	* 4 45	7 30	
11 Ar	El Centro	Ar	7 30	8 45	5 15	7 55	

EL CENTRO, SEELEY AND DIXIELAND

* 6 35	* 9 00	0 Lv	El Centro	Ar	11 15	6 55
6 00	9 25	8 Ar	Seeley	Lv	10 50	6 30
6 15	9 45	14 Ar	Dixieland	Lv	* 10 30	6 15

RIVERSIDE TO COLTON, SAN BERNARDINO AND REDLANDS (Pacific Electric Ry.)

Lv Riverside	* 6 00	* 7 05	* 7 45	* 8 45	* 9 45	* 10 45	* 11 45	* 12 50	* 1 45	* 2 45	* 3 40	* 4 45	* 5 45	* 6 45	* 7 45	* 8 45	* 9 15	* 10 50
Lv Colton	6 23	7 29	8 11	9 11	10 11	11 11	12 11	11 15	2 11	3 11	4 06	5 11	6 11	7 11	8 26	9 39	11 15	
Ar San Bernardino	6 33	7 39	8 21	9 21	10 21	11 21	12 21	1 25	2 21	3 21	4 16	5 21	6 21	7 21	8 36	9 47	11 25	
Ar Redlands	* 5 30	6 36	7 42	8 26	9 30	10 26	11 26	12 26	1 40	2 26	3 26	4 36	5 26	6 40	7 26	8 40	9 48	11 26
	5 58	7 05	8 08	8 55	9 55	10 55	11 55	12 55	2 10	2 55	3 55	5 05	5 55	7 08	7 55	9 08	10 15	11 54

REDLANDS TO SAN BERNARDINO, COLTON AND RIVERSIDE (Pacific Electric Ry.)

Lv Redlands	* 6 05	* 7 10	* 8 15	* 9 15	* 10 05	* 11 05	* 12 15	* 1 10	* 2 15	* 3 15	* 4 15	* 5 10	* 6 10	* 7 10	* 8 10	* 9 15	* 10 35	* 12 01
Ar San Bernardino	6 36	7 42	8 47	9 47	10 34	11 47	12 47	1 40	2 47	3 47	4 47	5 40	6 40	7 40	8 40	9 44	11 05	12 28
Ar Colton	* 5 30	6 40	7 50	8 50	9 50	10 50	11 50	12 50	1 50	2 50	3 50	4 50	5 50	6 50	8 10	9 48	11 20	
Ar Riverside	5 40	6 50	8 00	9 00	10 00	11 00	12 00	1 00	2 00	3 00	4 00	5 00	6 00	7 00	8 20	9 59	11 31	
	6 04	7 15	8 24	9 2														



LOCAL CONNECTING LINES



ARIZONA & NEW MEXICO RY.

For Connecting Trains, see Page 29

9 20	0	Lv	Lordsburg (M.T.)	Ar	12 30	
10 30	39	Ar	Hachita	Lv	11 20	
12 55	0	Lv	Lordsburg	Ar	9 11	
2 49	59	Ar	Guthrie	Lv	7 14	
3 35	70	Ar	Clifton	Lv	6 30	

BAY POINT & CLAYTON R. R.

For Connecting Trains, see Page 38

10 45	0	Lv	Bay Point	Ar	8 45	
12 00	12	Ar	Cowell	Lv	7 30	

BOCA & LOYALTON R. R.

For Connecting Trains, see Page 32

0 1 00	0	Lv	Boca	Ar	12 15	
2 45	26	Ar	Loyalton	Lv	10 30	
4 00	40	Lv	Loyalton	Ar	9 30	
6 20	45	Ar	Portola	Lv	8 20	

BUTTE COUNTY R. R.

For Connecting Trains, see Page 34

Lv Chico	0	11 7 30	9 15		
Lv Barber	1	7 35	9 20		
Lv Paradise	14	8 35	10 02		
Lv Magalia	19	9 10	10 20		
Ar Stirling City	31	10 15	11 07		
Lv Stirling City	0	12 00	3 30		
Lv Magalia	12	3 10	4 19		
Lv Paradise	17	3 42	4 37		
Lv Barber	30	4 40	5 11		
Ar Chico	31	4 45	5 15		

CANADIAN PACIFIC RY. S. S. CO.

SEATTLE, VICTORIA, VANCOUVER

Lv Seattle	8 30	11 30			
Ar Victoria	1 00				
Lv Victoria		11 45	1 45	5 30	
Ar Vancouver	6 15	8 00	7 00	6 15	10 00
Lv Vancouver	11 00	12 00	11 45		
Ar Victoria		4 30	7 00		
Lv Victoria					
Ar Seattle	7 30	10 00			

CEMENT, TOLENAS & TIDEWATER RY.

For Connecting Trains, see Page 37

1 54	2 40	9 05	0	Lv	Tolenas	Ar	8 7	2 25	4 35
5 55	2 50	9 15	2	Ar	Cement	Lv	8 00	2 15	4 25

DIAMOND & CALDOR R. R.

For Connecting Trains, see Page 42

7 15	0	Lv	Diamond Springs	Ar	4 30	
11 10	32	Ar	Caldor	Lv	12 15	

EL PASO AND SOUTHWESTERN R. R.

For Connecting Trains, see Page 29

2 45	3 45	Lv	Tucson	Ar	12 31	12 25
4 57		Ar	Fairbank	Lv	10 28	
5 00		Lv	Fairbank	Ar	10 20	
5 35		Ar	Tombstone	Lv	9 50	
4 57		Lv	Fairbank	Ar	10 28	
6 10	6 50	Ar	Osborn	Lv	9 42	9 10
6 45	6 55	Lv	Osborn	Ar	9 35	8 55
7 20	7 25	Ar	Bisbee	Lv	9 05	8 20
6 20	6 55	Lv	Osborn	Ar	9 37	9 00
7 35	7 45	Lv	Douglas	Lv	8 52	8 15
7 00	1 40	Ar	El Paso	Lv	2 50	7 45

EUREKA-NEVADA RY.

For Connecting Trains, see Page 32

7 45	8 45	0	Lv	Palisade	Ar	2 25	2 25
10 15	11 15	30	Lv	Blackburn	Lv	11 45	12 01
2 25	58	Lv	Summit	Lv	10 00		
4 45	84	Ar	Eureka	Lv	7 00		

GREAT NORTHERN RY.

For Connecting Trains, see Page 35

7 25	9 55	0	Lv	Portland	Ar	7 45	8 10
7 40	10 10	2003	Ar	Minneapolis	Lv	11 45	11 20
8 10	10 45	2013	Ar	St. Paul	Lv	11 15	10 45

IRON MOUNTAIN RAILWAY

For Connecting Trains, see Page 35

8 15	0	Lv	Keswick	Ar	3 00	
10 00	16	Ar	Iron Mountain	Lv	1 30	

MAGMA ARIZONA R. R. CO.

For Connecting Trains, see Page 31

2 30	0	Lv	Wester, Ariz.	Ar	11 00	
5 30	0	Ar	Superior	Lv	8 00	

McCLOUD RIVER R. R.

For Connecting Trains, see Page 35

12 45	6 45	0	Lv	Sisson	Ar	10 40	4 35	
1 22	7 22	9	Lv	Pierce	Lv	10 04	4 02	
8 00	1 50	7 50	17	Lv	McCloud	Lv	9 30	3 30
8 55			22	Lv	Esperanza	Lv		11 50
9 50			37	Ar	Bartle	Lv		10 30

MEXICO NORTH WESTERN RY.

For Connecting Trains, see Page 29

7 30	0	Lv	El Paso	Ar	7 30	
8 15	0	Lv	Cuidad Juarez	Ar	7 00	
2 15	104	Lv	Pearson	Lv	1 05	
8 00	169	Lv	Madera	Lv	7 00	
7 30	169	Lv	Madera	Ar	7 50	
3 00	293	Ar	Chihuahua	Lv	12 30	

MISSOURI, KANSAS & TEXAS RY.

For Connecting Trains, see Page 29

9 00	10 00	0	Ar	San Antonio, Tex.	Lv	8 30	7 45
12 35	12 45	840	Ar	Kansas City	Lv	5 30	3 15
7 51	8 10	1034	Ar	St. Louis	Lv	9 25	8 32

MORECINI SOUTHERN RY.

For Connecting Trains, see Page 29

3 00	7 45	0	Lv	Guthrie (M. T.)	Ar	7 10	2 30
4 50	9 45	18	Ar	Morecini	Lv	5 45	12 45

NATIONAL RAILWAYS OF MEXICO.

For Connecting Trains, see Page 29

5 36	0	Lv	El Paso (P. T.)	Ar	6 26	
7 00	0	Lv	El Paso (M. T.)	Ar	7 50	
12 01	112	Lv	Moctezuma	Ar	3 15	
4 20	235	Lv	Chihuahua	Lv	11 15	
10 05	371	Lv	Jimenez	Lv	6 50	
3 55	518	Lv	Torreon	Lv	11 55	
5 20	562	Lv	Jimulco	Lv	10 06	
1 55	785	Lv	Zacatecas	Lv	2 40	
5 00	860	Lv	Aguascalientes	Lv	11 25	
10 05	986	Lv	Silao	Lv	6 05	
10 52	1005	Lv	Irapuato	Lv	5 00	
1 18	1071	Lv	Queretaro	Lv	2 22	
8 00	1224	Ar	Mexico	Lv	7 45	

NEVADA-CALIFORNIA-OREGON RY.

For Connecting Trains, see Page 32

2 45	8 45	0	Lv	Reno (P.T.)	Ar	6 00	12 45
4 45	10 45	34	Ar	Plumas	Lv	4 05	10 44
4 45		0	Ar	Plumas	Lv	10 44	
6 20		20	Ar	Beekwith	Lv	9 15	
6 45		26	Ar	Portola	Lv	8 50	
7 45		37	Ar	Clio	Lv	7 45	
10 45	34	Lv	Plumas	Ar	4 05		
11 50	57	Ar	Doyle	Lv	3 00		
12 50	57	Ar	Amedee	Lv	2 00		
1 05	81	Ar	Wendel	Lv	1 50		
6 15	162	Ar	Madeline	Lv	10 45		
6 15	162	Ar	Likely	Lv	9 30		
6 15	182	Ar	Alturas	Lv	8 30		
6 15	203	Ar	Davis Creek	Lv	7 30		
7 55	215	Ar	Willow Ranch	Lv	6 50		
9 00	236	Ar	Lakeview, Ore.	Lv	5 45		

NEVADA SHORT LINE RY. CO.

1 10	8 00	0	Lv	Nenzel	Ar	11 05	5 35
1 25	8 15	4	Lv	Limerick	Lv	10 52	5 22
1 50	8 40	9	Ar	Rochester	Lv	10 30	5 00

NEVADA COPPER BELT R. R.

For Connecting Trains, see Page 32

Lv Wabuska	0	12 55	1 00	4 05	
Lv Yerington	11	1 30	1 40	4 38	
Ar Mason	14	1 45	1 50	4 45	
Lv Mason	14	8 00			
Ar Nurdyke	18	8 10			
Ar Hudson	29	8 42			
Ar Ludwig	38	9 20			
Lv Ludwig	0		9 40		
Lv Hudson	9		10 04		
Lv Nurdyke	20		10 35		
Ar Mason	24		10 50		
Lv Mason	24	11 40	3 00	10 55	
Lv Yerington	27	11 50	3 10	11 05	
Ar Wabuska	38	12 30	3 45	11 40	

0	Lv	Wabuska	11 50	0	Lv	Thompson	11 20
3	Ar	Thompson	12 05	3	Ar	Wabuska	12 25

Auto service from Mason for Aurora, Bodie, Bridgeport and Sweetwater.

NEVADA NORTHERN RY.

For Connecting Trains, see Page 32

11 30	0	Lv	Cobre (P.T.)	Ar	10 50		
11 59	19	Ar	Shafter	Lv	10 10		
1 17	63	Ar	Currie	Lv	8 59		
2 06	91	Ar	Cherry Creek	Lv	8 10		
3 45	139	Ar	East Ely	Lv	6 45		
3 50	140	Ar	Ely	Lv	6 40		
4 05	6 45	0	Lv	East Ely	Ar	8 25	5 50
4 48	7 22	8	Lv	Copper Flat	Lv	7 45	5 08
4 56	7 30	12	Lv	Kimberly	Lv	7 37	5 00
4 58	7 32	13	Ar	Veteran	Lv	7 35	4 50

NEVADA COUNTY NARROW GAUGE R. R.

For Connecting Trains, see Page 32

Lv Colfax	0	7 55	9 55	4 00	8 05	
Ar Grass Valley	17	8 55	10 55	4 55	9 00	
Ar Nevada City	23	9 20	11 20	5 20	9 25	
Lv Nevada City	0	6 10		6 10	6 10	
Lv Grass Valley	6	6 35	7 50	1 35	6 35	
Ar Colfax	23	7 30	8 50	2 30	7 40	

NEVADA CENTRAL R. R.

Mon. Wed.	Fri.	For Connecting Trains, see Page 28	Tue. Thu.	Sat.			
8 30	8 30	0	Lv	Battle Mountain	Ar	1 00	2 05
12 13	1 26	70	Lv	Silver Creek	Lv	9 26	9 46
1 30	3 00	33	Ar	Austin	Lv	8 15	8 15

NORTHERN PACIFIC RY.

7 25	9 55	Lv	Portland, Ore.	Ar	7 45	8 10
7 45	10 29	Ar	Minneapolis, Minn.	Lv	11 30	11 00
8 15	11 00	Ar	St. Paul, Minn.	Lv	11 00	10 30

OREGON SHORT LINE R. R.

For Connecting Trains, see page 32

Lv Ogden	8 20	Ar	Yellowstone	6 45
Lv Yellowstone	7 15	Ar	Ogden	6 15

9	13	1	Mis	STATIONS	2	10	14		
3 20	9 15	1 10	0	Lv	Ogden	Ar	7 00	8 50	3 20
	11 19	3 57	81	Lv	Oxford	Lv		6 05	
6 30	12 20	5 20	111	Lv	McCammam	Lv	3 35	5 05	12 10
8 05	1 30	6 45	134	Lv	Pocatello	Lv	2 55	4 25	11 25
8 58	2 18	7 33	158	Lv	Blackfoot	Lv	1 55	3 25	10 23
9 53	3 50	8 33	184	Ar	Idaho Falls	Lv	1 05	2 35	9 25
	3 55	8 45	184	Lv	Idaho Falls	Ar	9 30		9 20
	6 05	10 30	237	Ar	Ashton	Lv	7 15		7 15
1 18		11 59	264	Lv	Monida	Lv	10 30	12 13	
2 05		12 35	279	Lv	Lima	Lv	9 55	11 35	
2 51		1 19	302						



LOCAL CONNECTING LINES



OREGON SHORT LINE R. R.

For Connecting Trains see page 32.

9-17	31-19	M	STATIONS	18-14	6-32	4-2
3 20	*1 45	0	Lv. Ogden Ar	3 40	9 05	7 00
6 39	5 35	111	Lv. McCallum Lv	12 10	5 35	3 35
7 35	9 35	134	Lv. Pocatello Lv	11 25	4 50	2 55
9 25	11 21	193	Lv. Minidoka Lv	9 30	2 40	6 14
10 47	12 50	242	Lv. Shoshone Lv	8 15	1 10	5 01
12 25	2 25	294	Lv. Glenn's Ferry Lv	6 30	11 00	3 25
3 00	6 05	379	Ar. Nampa Lv	4 20	8 10	1 15
3 20	5 50	379	Lv. Nampa Ar	3 45	7 45	1 00
4 10	6 35	399	Ar. Boise Lv	3 00	7 00	1 15
3 10	6 20	379	Ar. Nampa Ar	4 00	8 00	1 15
3 29	6 35	338	Lv. Caldwell Lv	3 41	7 42	12 58
4 22	6 33	421	Lv. Ontario Lv	2 51	6 33	12 12
5 40	8 20	461	Ar. Huntington Lv	1 45	4 55	11 05
4 50	7 35	461	Lv. Huntington Ar	12 35	3 45	9 55
6 55	9 55	503	Lv. Baker Lv	10 40	11 00	8 00
9 00	12 05	560	Lv. La Grande Lv	8 30	11 00	5 45
11 55	3 25	624	Ar. Pendleton Lv	5 10	10 20	2 30
8 00	6 34	634	Lv. Pendleton Ar	4 55	10 00	2 25
7 55	6 45	882	Ar. Spokane Lv	7 00	10 00	8 30
11 59	3 35	634	Lv. Pendleton Ar	5 05	10 00	2 25
1 25	5 15	678	Ar. Umatilla Lv	3 45	10 00	12 55
1 30	5 20	678	Lv. Umatilla Ar	3 40	5 40	12 50
2 50	6 45	724	Lv. Arlington Lv	2 18	4 15	11 27
4 25	8 45	777	Lv. The Dalles Lv	12 50	2 40	9 50
5 08	9 35	793	Lv. Hood River Lv	12 01	1 51	8 55
7 15	12 15	855	Ar. Portland Lv	10 00	12 01	6 30

NORTHWESTERN PACIFIC RAILROAD

3 15	*7 15	0	Lv. San Francisco Ar	11 35	8 05	5 05
4 58	9 02	39	Ar. Petaluma Lv	9 53	6 15	3 15
6 07	10 02	68	Ar. Healdsburg Lv	8 43	6 15	3 15
6 43	10 34	85	Ar. Cloverdale Lv	8 08	4 38	1 38
7 48	11 40	114	Ar. Ukiah Lv	7 00	3 30	1 30
9 00	12 50	140	Ar. Willits Lv	5 50	2 15	1 15
1 20	1 140	Lv. Willits Ar	1 45	1 45	1 45	1 45
*7 20	6 10	237	Ar. South Fork Lv	7 52	6 50	6 50
2 20	8 12	6 58	Ar. Scotia Lv	12 20	7 43	6 55
3 35	9 30	8 10	Ar. Eureka Lv	11 05	7 00	4 45
4 05	10 00	8 46	Ar. Arcata Lv	10 35	6 25	*4 15
		312	Ar. Trinidad Lv	*9 40		

C. W. R. R. & N. CO.

2 00	0	Lv. Willits Ar	12 30		
4 20	40	Ar. Fort Bragg Lv	*10 00		

OCEAN SHORE RAILROAD

0	Lv. San Francisco Ar	8 10	*10 00	*4 06	5 45
14	Ar. Salada Lv	9 01	10 50	4 49	6 36
24	Ar. Moss Beach Lv	9 34	11 25	6 21	7 09
27	Ar. Granada Lv	9 44	11 34	6 28	7 16
30	Ar. Half Moon Lv	9 53	11 44	6 37	7 25
38	Ar. Tunitas Lv		12 20	7 55	
0	Lv. Tunitas Ar	5 45	*7 00	11 08	2 40
8	Lv. Half Moon Ar	5 53	*7 08	11 16	3 05
11	Lv. Granada Ar	6 01	*7 16	11 25	3 13
14	Lv. Moss Beach Ar	6 34	*7 49	12 00	3 21
38	Ar. San Francisco Lv	7 20	8 40	12 47	4 45

OREGON PACIFIC & EASTERN R. R.

3 00	*8 00	0	Lv. Cottage Grove Ar	11 00	6 15
6 35	10 35	20	Ar. Desston Lv	*10 40	4 00

PACIFIC AND EASTERN RY.

b 5 00	b 9 00	0	Lv. Medford Ar	3 15	6 45
6 45	9 45	12	Ar EaglePoint Lv	2 25	6 00
		11 15	33 Ar Butte Falls Lv	b 12 45	

ROGUE RIVER VALLEY CO.

Lv Medford for Jacksonville (6 miles, 20 minutes), *8 00, *9 30, *11 20, *1 30, *3 45, *6 00, *8 30, *10 00, a 12 00.
Lv Jacksonville for Medford, *7 30, *9 00, *10 25, *1 00, *3 00, *4 50, *7 30, *10 30.

SANTA FE

11 59	3 00	*10 9 10	Lv. Los Angeles Ar	7 15	12 10	4 50	6 30
5 30	6 30	5 20	10 Ar. San Diego. Lv	2 00	*8 40	12 50	5 03

PACIFIC ELECTRIC RAILWAY INTERURBAN SERVICE

SOUTHERN PACIFIC CONNECTIONS WITH PACIFIC ELECTRIC RAILWAY.

At Los Angeles for Pasadena, Echo Mountain, Alpine Tavern, Long Beach, San Pedro, Redondo, Venice, Ocean Park, Santa Monica, Playa del Rey, Whittier, Monrovia, Azusa, Glendora.
At Shorb for Pasadena.
At San Bernardino for Redlands, Highland, Patton, Arrowhead Springs.
At Colton for San Bernardino and Riverside.
At Pomona for Lordsburg, San Dimas, Covina.

LONG BEACH LINE—Leave Los Angeles every 20 minutes, 8.00 to 12.00 mdn. for Slauson Junction, Watts, Willowbrook, Compton, Dominguez Junc., Los Cerritos, Long Beach, Seaside Park, Alamitos Bay.

LOS NIETOS-WHITTIER LINE—Leave Los Angeles on 34 trains daily for Huntington Park, Laguna, Los Nietos, State School, Whittier.

MT. LOWE LINE—Leave Los Angeles *8.00, *9.00, *10.00, *1.30, *4.00 for Oneonta Park, Pasadena, Altadena, Hygiea, Rubio Canon, Echo Mountain, Circular Bridge, Granite Gate, Alpine Tavern.

MONROVIA LINE—Leave Los Angeles every 40 minutes, 8.00 to 12.00 mdn. for La Senda, El Molino, Lake Vineyard, San Marino, Sunnyslope, Baldwin, Arcadia, Monrovia, Duarte, Glendora.

NEWPORT LINE—Leave Los Angeles, every hour 8.00 to 11.30 for Willowville, Signal Hill, Termino, Alamitos Heights, Naples, Seal Beach, Anaheim Landing, Sunset Beach, Huntington Beach, Newport Beach, Balboa.

ORANGE EMPIRE TROLLEY TRIP—Leave Los Angeles *9.00, arrive Riverside 12.15, arrive Redlands 3.15, arrive San Bernardino 5.05, arrive Los Angeles 7.15.

PASADENA SHORT LINE—Leave Los Angeles (Main St.) every 10 minutes, 8.07 to 12.00 mdn. for Covina Junction, Schutzen Park, Bairdstown, Newton, Sierra Park, Sierra Vista, La Cresta, Oneonta Park, Raymond, Pasadena.

LOS ANGELES TO PASADENA—Pacific Electric. Leave S. P. Station for Colorado St. Station *8.05, *2.50, *5.00, *7.45.
Baggage Cars leave Los Angeles for Pasadena *7.00, *10.00, *3.40.

PASADENA TO SHORB						SHORB TO PASADENA								
Lv Pasadena	*6 20	*7 50	*8 50	*11 35	*1 35	*2 50	*4 10	*9 00						
Ar Shorb	6 47	8 17	9 17	12 02	2 02	3 17	4 37	9 27						

PENINSULAR RAILWAY CO.—Blossom Line.

Lv Palo Alto for Los Gatos (21 miles—2 hours) *7 40, *8 13, *10 00, *11 51, *2 35, *4 16, *6 14, *8 14, *10 14, *12 00.
Lv Los Gatos for Palo Alto *6 05, *6 55, *10 35, *11 26, *2 00, *3 30, *5 20, *11 12

Lv Palo Alto for San Jose (21 miles—2 hours) *6 55, *7 40, *7 50, *9 00, *10 00, *12 30, *2 35, *4 16, *5 09, *6 15, *7 15, *9 20, *11 10.

Lv San Jose for Palo Alto *6 42, *7 42, *8 55, *9 50, *11 29, *1 50, *3 24, *4 23, *5 10, *6 10, *7 05, *9 50, *11 20.

TONOPAH & GOLDFIELD AND BULLFROG-GOLDFIELD R. R.

	*4 50	0	Lv. Mina Ar	12 35	
	7 50	69	Ar. Tonopah Lv	9 52	
	7 50	69	Lv. Tonopah Ar	9 52	
	9 30	93	Ar. Goldfield Lv	8 30	
	9 45		93 Lv. Goldfield Ar	7 00	
	11 32		134 Ar. Bonnie Claire Lv	4 57	
	12 52		173 Ar. Beatty Lv	3 10	

TEXAS & PACIFIC RY.

*7 30	*11 0	0	Lv. El Paso (C.T.) Ar	10 30	9 50
10 50	2 20	92	Lv. Sierra Blanca Lv	7 15	6 30
2 47	6 10	213	Lv. Pecos Lv	2 47	1 48
9 22	12 40	403	Lv. Roscoe Lv	7 45	6 55
11 2	2 30	452	Lv. Abilene Lv	6 25	4 40
1 30	4 37	498	Lv. Cisco Lv	3 08	2 24
6 00	9 45	613	Ar. Fort Worth Lv	10 00	9 45
7 40	11 55	645	Ar. Dallas Lv	7 55	7 40
3 45		859	Ar. Texarkana Lv	12 35	12 35
7 50		1004	Ar. Little Rock Lv	7 35	7 30
4 30		1330	Ar. Memphis Lv	9 20	11 45
6 45		1349	Ar. St. Louis Lv	*12 01	*8 31

Light face figures A. M. Dark face figures P. M. —Meals. *—Daily. †—Daily except Sunday. ‡—Sunday only. §—Flag stop to receive or discharge passengers. s—Stops to discharge passengers. a—Saturday only. b—Tuesday, Thursday and Saturday only. c—Daily except Saturday and Sunday. g—Saturday and Sunday only.

REDONDO LINE, VIA PLAYA DEL REY—Leave Los Angeles every 30 minutes, 6.00 to 11.45 for Vineyard, Hauser, Arnaz, Culver City, Motordrome, Playa del Rey, El Segundo, Manhattan Beach, Hermosa Beach, Redondo Beach.

REDONDO BEACH LINE VIA WATTS—Leave Los Angeles every 30 minutes, 5.30 to 12.00 mdn. for Watts, Athens, Rosecrans, Strawberry Park, Gardena, Herzosoillo, Bridgedale, Belvidere, Coyote Avenue, Redondo Beach.

SANTA ANA LINE VIA WATT S—Leave Los Angeles every 55 minutes, 6.00 to 12.00 mdn. for Palomar, Modjeska Park, Clearwater, Bellflower, Palo Verde, Artesia, Crescentia, Cypress, Stanton, Garden Grove, Santa Ana.

SAN PEDRO LINE—Leave Los Angeles every 40 minutes, 5.45 to 11.50 for Watts, Compton, Dominguez Junc., Elftman, Bangle, Watson, Thenard, Wilmington Park, Wilmington, San Pedro.

SAWTELLE LINE—Leave Los Angeles, every 30 minutes, *6.15 to *1.00 for Vineyard, Rosemary, Sherman Junc., Beverly Hills, Buenos Ayres, Sawtelle, Soldiers Home, Santa Monica, Ocean Park, Venice.

VENICE SHORT LINE—Leave Los Angeles every 20 minutes, 6.20 to 1.45 for Vineyard, Hauser, Arnaz, Culver City, Palms, Boyers Grove, Ocean Park Heights, Venice, Ocean Park, Santa Monica.

PASADENA TO LOS ANGELES—Pacific Electric. Leave Colorado St. Street Station for S. P. Station *6.35, *2.00, *4.00, *6.40.
Baggage Cars leave Pasadena for Los Angeles, *7.59 *2.15, *5.45.

Lv Shorb	*6 55	*8 20	*10 20	*12 05	*2 10	*3 35	*5 25	*9 30
Ar Pasadena	7 24	8 49	10 49	12 34	2 39	4 04	5 54	9 59

VIRGINIA & TRUCKEE RY.

*1 00	*1 30	*8 35	0	Lv. Reno Ar	11 40	7 20	9 53
2 10	3 20	9 50	31	Ar. Carson Lv	10 00	6 05	*8 40
	4 30	10 00	31	Ar. Carson Ar	9 20	5 55	
	5 10	10 32	41	Ar. Mound House Lv	8 40	6 30	
	6 25	11 17	52	Ar. Virginia City Lv	*7 45	*4 45	
	3 40	*9 58	31	Ar. Carson City Ar	6 15	11 55	
	4 15	10 38	46	Ar. Minden Lv	*4 40	*11 15	

Stage connects at Minden, daily except Sunday, for Wellington, Smith, Sweetwater, Masonic, Bridgeport, Coleville, Topaz, Woodfords, Markleville.

VENTURA COUNTY RY.

Lv Oxnard	0	*7 30	*10 45	*1 30	3 00	4 20	5 00
Ar Hueneeme	4 7 45	11 00	1 45	3 15	4 35	5 15	
Lv Hueneeme	0	*8 15	*11 25	*2 00	4 00	5 00	5 30
Ar Oxnard	4 8 30	11 40	2 15	4 15	5 15	5 15	

YREKA R. R.

*8 20	*3 07	*10 26	1	0	Lv. Montague Ar	5 55	12 25	4 07	5 55
8 45	3 21	7 36	38	8	Ar. Yreka Lv	*5 00	*12 00	*15 7 30	

THE LARK—BY NIGHT 13 1/2 HOURS SAN FRANCISCO AND LOS ANGELES—COAST LINE

NEW SYDNEY SHORT LINE

QUICKEST ROUTE TO AUSTRALIA 19 DAYS SAN FRANCISCO TO SYDNEY

S. S. "Sonoma" or "Ventura," (10,000 tons) sails from San Francisco September 28, 1915, and every 28 days thereafter, for Honolulu, Pago Pago (Samoa) and Sydney. 1st class round trip rate \$337.50, 2d class \$225 to Sydney, limit 12 months. Additional sailings from San Francisco for Honolulu September 14, 1915. Around world 1st class \$715.55, 2d class \$437.85, via Ceylon and Mediterranean. Connection made at Sydney, for other Australian points and New Zealand. Stopovers allowed en route.

673 Market Street

Oceanic Steamship Company

San Francisco, Cal.

New, fast, steel passenger steamships
giving direct service to

HONOLULU and Volcano of Kilauea

From San Francisco

S. S. MATSONIA	-	September 8
S. S. LURLINE	-	September 14
S. S. WILHELMINA	-	September 22
S. S. MANOA	-	September 28

Honolulu, one way \$65.00.
Volcano Trip, \$20 additional.

Connection at Honolulu for Australia and New Zealand, with stop-over at Honolulu if desired. Sydney or Auckland and return, first-class \$300.

Matson Navigation Company

268 Market Street

San Francisco, Calif.

From San Francisco to the Hawaiian Islands

A land of verdure-covered mountains, waterfalls, shaded valleys, grand palms, and superb beaches. At Honolulu, the principal port, are first-class hotels, excellent roads, perfect climate. For descriptive booklet address

HAWAII PROMOTION COMMITTEE Honolulu, T. H.

Pacific Coast Steamship Company

SOUTH-EASTERN ALASKA ROUTE

Leave Seattle Wash., 9:00 p. m. Ask Agents for dates.

C. D. DUNANN, Passenger Traffic Manager
San Francisco, Cal.

Alaska Steamship Co.

Southeastern and Southwestern Alaska Routes

Leave Seattle, 9:00 p. m., Pier 2

On the 3rd, 9th, 15th, 21st and 27th of each month for Ketchikan, Wrangel, Petersburg, Treadwell, Douglas, Juneau (connecting for Sitka), Haines, Skagway.

On the 6th, 12th, 18th, 24th and 30th of each month for Ketchikan, Wrangel, Juneau (connecting for Sitka), Skagway, Cordova, Ellamar, Valdez, Latouche, Seward.

JOHN H. BUNCH, General Freight and Passenger Agent,
509 Lowman Building, Seattle, Washington.

Canadian Pacific Railway Steamship Lines

Trans-Pacific Service

From Vancouver to Japan and China

Calling at

Victoria, B. C., Yokohama, Kobe, Nagasaki,
Shanghai, Hong Kong.

CANADIAN-AUSTRALASIAN ROYAL MAIL LINE

Leave Vancouver every twenty-eight days for Honolulu, Suva, Auckland and Sydney.

Steamships "NIAGARA" and "MAKURA" calling at
Victoria, B. C., in both directions.

SKAGWAY, ALASKA

Summer service will be performed by Steamships "Princess Alice" and "Princess Sophia," sailing from Victoria at 11.00 p. m. each Friday, and from Vancouver at 11.00 p. m. each Saturday, for Skagway and intermediate British Columbia and Alaska points. Steamers call at Taku Glacier north bound June 4th to September 4th inclusive.

Grand Trunk Pacific Steamships

Seattle, Victoria, Vancouver, Prince Rupert, Stewart and
Queen Charlotte Island

UNION STEAMSHIP COMPANY

of NEW ZEALAND, Ltd.

R. M. S. "Tahiti," 12,000 tons displacement; R. M. S. "Moana," 10,000 tons displacement; R. M. S. "Willochra," 12,000 tons displacement. San Francisco to Tahiti, (Society Islands); Rarotonga, (Cook Islands); New Zealand, (Wellington); Australia, (Sydney). From San Francisco, September 15, October 13, November 10, December 8, 1915, and every 28 days thereafter.

Ticket Office, 679 Market St.

HIND, ROLPH & CO., General Agents
310 CALIFORNIA STREET

San Francisco, California


SOUTHERN PACIFIC — "FIRST IN SAFETY"

New Orleans-Havana Service

Passenger and Freight Ships

Forty Delightful Hours
SAILINGS WEEKLY

No Freight Received on Sailing Day



Rates of Passage

First Cabin, Either Way	\$25.00
First Cabin, Round Trip (Six Months' Limit)	45.00
Steerage, Either Way	12.50

Rates Include Meals and Berth on Ships

Through tickets should not be sold until reservation is secured, but if time will not permit reservation being made tickets should be endorsed "Reservation not guaranteed."

Children five years of age and under twelve will be given half rate when occupying berth with parent or guardian or when two children holding tickets occupy one berth; children under five years of age occupying berth with parent or guardian will be carried free. Reservations must be claimed and paid for one week prior to sailing.

The Company reserves the right to change this schedule without notice, and does not hold itself responsible for delays from unavoidable causes.

J. H. R. PARSONS, General Passenger Agent,
Camp and Poydras Streets, New Orleans, La.
A. E. WODELL, General Agent, Obispo 49, Havana, Cuba.
W. S. NAPIER, General Baggage Agent, Houston, Texas.

Portland and Coos Bay Steamship Line

Operates the fine Steamer "BREAKWATER" equipped with wireless, between Portland and Coos Bay points. Connecting at Marshfield, Oregon, with Coos Bay, Roseburg & Eastern Railroad and Navigation Company.

Leaves Portland every Tuesday from Ainsworth Dock 8:00 p. m.,
Leaves Coos Bay every Saturday at service of tide.


Passenger Rates: First Cabin \$10.00; Second Cabin, \$7.00. Including Meals and Berth.

Ticket Offices: 80 Sixth St. and Ainsworth Dock, Portland, Ore.; also Marshfield, Coos Bay.

Southern Pacific Company

(ATLANTIC STEAMSHIP LINES)

New York—New Orleans Service



STEAMSHIPS {
MOMUS, 10,600 Tons
ANTILLES, 10,600 Tons
CREOLE, 10,600 Tons
COMUS, 7,800 Tons
PROTEUS, 7,800 Tons

Elegant Accommodations. Suites of Private Bedroom; Parlor and Bath; Staterooms, Library, Smoking Room, Baths, Promenade Decks, Excellent Cuisine.

SAILINGS WEDNESDAYS AND SATURDAYS
IN EACH DIRECTION

Combination Rail and Water Trips, including Berth and Meals on Steamers: Through tickets from all Pacific Coast, Northwest, Middlewest and Southwest points to New York, One Way or Round Trip, with choice of Rail Routes returning.

L. H. NUTTING, General Passenger Agent
366 Broadway, New York, N. Y.

P. K. GORDON, General Agent
1280 Flood Building, San Francisco, Cal.

C. M. KNOX, General Agent
Pacific Electric Building, Los Angeles, Cal.

A34 (8-24-15-150M)—SEPTEMBER 5, 1915.