

MARCH

MARCH

**SOUTHERN
PACIFIC**

**SOUTHERN
PACIFIC**



**CALIFORNIA NEVADA
UTAH OREGON
ARIZONA NEW MEXICO
TEXAS LOUISIANA**

**CALIFORNIA NEVADA
UTAH OREGON
ARIZONA NEW MEXICO
TEXAS LOUISIANA**

CHAS. S. FEE
PASSENGER TRAFFIC MANAGER
SAN FRANCISCO, CAL.

JAS. HORSBURGH, JR.
GENERAL PASSENGER AGENT
SAN FRANCISCO, CAL.

CHAS. S. FEE
PASSENGER TRAFFIC MANAGER
SAN FRANCISCO, CAL.

JAS. HORSBURGH, JR.
GENERAL PASSENGER AGENT
SAN FRANCISCO, CAL.



SOUTHERN PACIFIC



INDEX.

Pages	
4	Agents, List of.
CONDENSED THROUGH SCHEDULES.	
5, 6	Overland Route—Condensed Time Table, Eastbound.
7, 8	" " " " " " " " Westbound.
9, 10	" " " " " " " " Connections from Kansas City and Omaha.
9, 10	Pullman Sleeping Car Rates.
11, 12	Sunset Route—Condensed Time Table, Eastbound.
13, 14	" " " " " " " " Westbound.
15, 16	Shasta Route—Condensed Time Table, Northbound.
	" " " " " " " " Southbound.
LOCAL THROUGH SCHEDULES.	
17, 18	Overland Route, San Francisco and Ogden
17, 18	" " " " Ogden, Denver and Omaha.
19, 20	" " " " Ogden, Denver and Kansas City.
19, 20	" " " " Reno, Tonopah, Goldfield, Wadsworth, Fallon, Churchill, Keeler.
21, 22	" " " " Local Connections and Branch Lines
31, 32	Sunset Route, San Francisco and Los Angeles, via Coast Line.
39, 40	" " " " " " " " via San Joaquin Valley.
45, 46	" " " " San Francisco, Los Angeles, El Paso, New Orleans.
47, 48	" " " " Local Connections.
47, 48	Sonora Railway.
49, 50	Shasta Route, San Francisco and Portland.
51, 52	" " " " Oregon Lines. Local Connections, Branches.
O. R. & N. Co's Steamers.	
LOCAL TIME TABLES:	
23, 24	Via Oakland Pier—San Francisco, Vallejo, Calistoga, Santa Rosa, Rumsey, Sacramento, Marysville and Oroville, Colfax.
25, 26	" " " " San Francisco, Oakland, Stockton, Sacramento, via Niles.
25, 26	" " " " San Francisco, Oakland, San Ramon, Stockton, Sacramento, via Martinez.
33, 34	" " " " San Francisco, Oakland, San Jose, via Niles or Newark.
35, 36	" " " " San Francisco, Oakland, Alameda, Berkeley and Coast Line Points.
37, 38	" " " " San Francisco, Oakland, San Jose, Wright, Laurel, Boulder Creek.
37, 38	" " " " Oakdale, Angels, Tuolumne and Bakersfield Branches.
41, 42	" " " " San Francisco, Oakland, San Jose, Hanford, Visalia, Porterville.
41, 42	Sacramento and San Joaquin Valleys and Coast Line Points.
33, 34	Via Coast Line—Peninsula Service, San Francisco and San Jose.
43, 44	Inside Track and Southern California Branch Lines.

	PAGE		PAGE
Clipper Gap, Cal.	17	Guaymas, Mex.	47
Clovis, Cal.	42	Guinda, Cal.	23
Coachella, Cal.	45	Halleck, Nev.	17
Coalinga, Cal.	41	Halsey, Ore.	49
Cobre, Nev.	5, 7, 17	Hamilton, Cal.	51
Cochise, Ariz.	45	Hanford, Cal.	11, 13, 39, 41
Colfax, Cal.	6, 17, 19, 23	Harrisburg, Ore.	50
Colma, Cal.	33	Hayward, Cal.	25, 33
Colton, Cal.	11, 13, 43, 45	Hazen, Nev.	5, 7, 17, 20
Colusa Junction, Cal.	49	Hermosillo, Mex.	47
Concord, Cal.	25	Hillsboro, Ore.	52
Coram, Cal.	49	Hollister, Cal.	35
Corning, Cal.	49	Hornbrook, Cal.	49
Cornwall, Cal.	25, 49	Huachuca, Ariz.	47
Cottage Grove, Ore.	49	Hubbard, Ore.	50
Covina, Cal.	49	Humboldt, Nev.	7, 17
Coyote, Cal.	43	Houston, Tex.	11, 13, 45
Crafton, Cal.	43	Imperial, Cal.	45
Creswell, Ore.	50	Imperial Junction, Cal.	45
Crockett, Cal.	23, 25, 49	Indio, Cal.	25
Cucamonga, Cal.	00	Ione, Cal.	50
Davis, Cal.	15, 17, 19, 23, 49	Irving, Ore.	25
Dayton, Nev.	21	Irvington, Cal.	33
Decoto, Cal.	25, 33	Irwindale, Cal.	43
Death, Nev.	17	Jefferson, Ore.	49
Delano, Cal.	39, 41	Junction City, Ore.	49
Del Monte, Cal.	5, 7, 11, 13, 31, 35	Keeler, Cal.	21
Delta, Cal.	45	Kennet, Cal.	49
Deming, N. M.	11, 13, 45	Kenwood, Cal.	23
Derby, Nev.	17, 19, 21	Kerman, Cal.	42
Diamond Springs, Cal.	51	Keswick, Cal.	49
Dillard, Ore.	50	Kingsburg, Cal.	39, 41
Dinuba, Cal.	42	Kings City, Cal.	31
Dixon, Cal.	49	Knight's Landing, Cal.	33
Dolgeville, Cal.	43, 45	Lamoine, Cal.	49
Drain, Ore.	49	Lancaster, Cal.	39
Dunnigan, Cal.	49	Lathrop, Cal.	5, 7, 17, 25
Dunsmuir, Cal.	15, 49	Latrobe, Cal.	51
Durham, Cal.	49	Laurel, Cal.	37
Dutch Flat, Cal.	17, 20	Laws, Cal.	21
Edgewood, Cal.	49	Leland, Ore.	50
Edna, Cal.	31	Lemoore, Cal.	41
El Dorado, Cal.	51	Likely, Cal.	21
Elk Grove, Cal.	25	Lillis, Cal.	42
Elko, Nev.	5, 7, 17	Lincoln, Cal.	49
Elmhurst, Cal.	33	Lindsay, Cal.	41
Elmira, Cal.	17, 19, 23, 49	Live Oak, Cal.	49
El Paso, Tex.	11, 13, 45	Livermore, Cal.	25, 39, 41
El Verano, Cal.	23	Livingston, Cal.	40
Ely, Nev.	17	Lockeford, Cal.	25
Emigrant Gap, Cal.	21	Lodi, Cal.	17, 25
Eugene, Ore.	15, 49	Loma Linda, Cal.	44
Eureka, Nev.	21	Lompoc, Cal.	25
Exeter, Cal.	41	Loomis, Cal.	17, 19, 23
Fairbank, Ariz.	47	Lordsburg, N. M.	11, 13
Fair Oaks Bridge, Cal.	51	Lordsburg, Cal.	11, 13, 45
Fallon, Nev.	21	Lorenzo, Cal.	33
Famoso, Cal.	39, 41	Los Angeles, Cal.	5, 7, 11, 13, 15, 31, 39, 41, 45
Farmersville, Cal.	41	Los Gatos, Cal.	33, 47
Felton, Cal.	37	Lovelock, Nev.	7, 17
Fernando, Cal.	31, 39	Lucin, Nev.	17
Fillmore, Cal.	31	Luning, Nev.	20
Floriston, Cal.	7, 17, 20	Lemon Cove, Cal.	42
Folsom, Cal.	51	Madera, Cal.	39
Fowler, Cal.	39, 41	Madrone, Cal.	35
Fresno, Cal.	5, 7, 11, 13, 15, 39	Malaga, Cal.	39
Fruitvale, Cal.	25, 31, 33, 37, 39, 41	Mariacopa Ariz.	11, 13, 45, 47
Fruto, Cal.	51	Marion, Ore.	50
Galt, Cal.	17, 25	Marshfield, Ore.	52
Gaviota, Cal.	31	Martinez, Cal.	25, 39, 41
Gazelle, Cal.	49	Marysville, Cal.	15, 49
Germantown, Cal.	20	Maxwell, Cal.	49
Gervais, Ore.	50	Mayfield, Cal.	33, 37
Gilroy, Cal.	11, 35	McKittrick, Cal.	38
Glamis, Cal.	45	Medford, Ore.	49
Glendale, Ore.	49	Menlo Park, Cal.	33, 39
Glenwood, Cal.	37	Merced, Cal.	11, 38, 39
Goleonda, Nev.	17	Millbrae, Cal.	38
Goldfield, Nev.	49	Mill City, Nev.	17
Gold Hill, Ore.	17	Milpitas, Cal.	33
Gonzales, Cal.	31	Milton, Cal.	38
Goshen Junction, Cal.	39, 41	Mina, Nev.	20, 21
Grant's Pass, Ore.	15, 49	Minturn, Cal.	39
Grass Lake, Cal.	51	Modesto, Cal.	39
Grass Valley, Cal.	21	Mohawk, Ariz.	45
Gridley, Cal.	49	Mojava, Cal.	39, 41
Guadalupe, Cal.	31	Monarch, Cal.	38

INDEX TO IMPORTANT STATIONS.

	PAGE		PAGE
Acampo, Cal.	25	Bethany, Cal.	25
Agnew, Cal.	33	Biggs, Cal.	49
Alameda, Cal.	5, 7, 11, 13, 15, 17, 19, 23, 25, 31, 33, 35, 37, 39, 41.	Big Trees, Cal.	49
Albany, Ore.	15, 49	Blue Canon, Cal.	7, 17, 20
Alcalde, Cal.	41	Boea, Cal.	17, 20
Alma, Cal.	33	Boulder Creek, Cal.	37
Alta, Cal.	17, 20	Bowie, Ariz.	11, 13, 45
Alvarado, Cal.	33, 37	Bradley, Cal.	31
Alviso, Cal.	33, 37	Bray, Cal.	51
Alvord, Cal.	21	Brighton, Cal.	51
Anderson, Cal.	49	Brookdale, Cal.	37
Applegate, Cal.	17, 19	Brooks, Ore.	50
Aptos, Cal.	45	Burbank, Cal.	31
Armona, Cal.	31	Burlingame, Cal.	33, 37
Ashland, Ore.	15, 49	Byron, Cal.	17, 25, 39, 41
Atwater, Cal.	39	Calexico, Cal.	45
Auburn, Cal.	7, 17, 19, 23	Calistoga, Cal.	23
Aurora, Ore.	49	Calistoga, Cal.	23
Austin, Nev.	21	Campbell, Cal.	37
Antioch, Cal.	25, 31, 41	Canby, Ore.	49
Arbuckle, Cal.	49	Capitola, Cal.	35
Angels, Cal.	38	Carlin, Nev.	5, 7, 17
Bakersfield, Cal.	5, 7, 11, 13, 34, 41	Carpinteria, Cal.	31
Banning, Cal.	45	Casa Grande, Ariz.	45
Barlow, Ore.	50	Casmalia, Cal.	31
Bassett, Cal.	43	Castella, Cal.	49
Battle Mountain, Nev.	17	Castle Crag, Cal.	49
Beaumont, Cal.	45	Castroville, Cal.	11, 13, 35
Belmont, Cal.	33, 35	Central Point, Ore.	49
Benicia, Cal.	7, 15, 17, 19, 23, 49	Ceres, Cal.	39
Ben Lomond, Cal.	37	Chatsworth, Cal.	35
Benson, Ariz.	11, 13, 45	Chico, Cal.	5, 7, 15, 49
Beowawe, Nev.	17	Chino, Cal.	43
Berenda, Cal.	38	Chualar, Cal.	31
Berkeley, Cal.	5, 7, 11, 13, 15, 17, 19, 23, 25, 31, 33, 35, 37, 39.	Churchill, Nev.	20, 21
		Cisco, Cal.	17, 20
		Citrus, Cal.	21
		Clackamas, Ore.	50

INDEX TO IMPORTANT STATIONS—CONTINUED.

Table listing various stations and their corresponding page numbers. Includes locations like Montague, Cal., Santa Barbara, Cal., and San Francisco, Cal.

LIST OF AGENTS

INFORMATION ABOUT JOURNEYS CHEERFULLY FURNISHED BY ANY OF THE FOLLOWING

Table listing agents for various routes and locations, including names like F. Hanson, Rud. Falck, and J. F. Van Rensselaer.



THE OVERLAND ROUTE

CONDENSED THROUGH TIME TABLES—EASTBOUND VIA OGDEN



Main time table section containing three sub-tables: OVERLAND LIMITED, CHINA AND JAPAN FAST MAIL, and ATLANTIC EXPRESS. Each sub-table lists routes, distances, and departure times.

OVERLAND ROUTE EQUIPMENT.

Table detailing equipment for different train services, including Pullman Tourist Sleepers, Eastern Express, and China and Japan Fast Mail.



THE OVERLAND ROUTE

CONDENSED THROUGH TIME TABLES—WESTBOUND VIA OGDEN.



OVERLAND ROUTE CONNECTIONS



OVERLAND LIMITED.

Miles	TRAIN No. 1	Daily	Days
0	Lv. Chicago	6 00	1st Day
0	Lv. Chicago	6 05	"
492	Ar. Omaha	8 37	2nd Day
0	Lv. Chicago	10 32	1st Day
358	Lv. Des Moines	9 00	2nd Day
503	Lv. Omaha	1 35	"
998	Lv. Denver	10 00	3rd Day
1117	Lv. Pueblo	2 15	"
1776	Ar. Ogden	4 00	4th Day
0	Lv. Chicago	6 00	1st Day
219	Lv. Cedar Rapids	11 55	"
492	Ar. Omaha	8 23	2nd Day
0	Lv. Omaha	8 50	"
153	Lv. Grand Island	1 35	"
195	Lv. Kearney	2 40	"
372	Lv. Julesburg	6 52	"
516	Lv. Cheyenne	12 01	3rd Day
0	Lv. Denver	7 10	2nd Day
573	Lv. Laramie	2 15	3rd Day
854	Lv. Granger	11 35	"
1000	Ar. Ogden	4 50	"
0	Lv. Ogden	5 10	"
120	Lv. Montello	8 55	"
175	Lv. Wells	10 53	"
228	Lv. Elko	a 12 29	4th Day
250	Lv. Carlin	1 10	"
309	Lv. Battle Mountain	a 2 53	"
367	Lv. Winnemucca	a 4 33	"
440	Lv. Lovelock	a 6 42	"
496	Lv. Hazen	8 21	"
539	Lv. Sparks (P. T.)	8 45	"
542	Lv. Reno	9 00	"
577	Lv. Truckee	10 40	"
591	Lv. Summit	11 44	"
619	Lv. Blue Canon	1 18	"
637	Lv. Sacramento	5 00	"
754	Lv. Benicia	6 30	"
781	Ar. Oakland (16th St.)	7 46	"
783	Ar. Oakland Pier	7 53	"
787	Ar. San Francisco	8 28	"
0	Ar. Marysville	8 50	"
0	Ar. Willows	8 36	"
0	Ar. Red Bluff	10 20	"
0	Ar. Berkeley	8 20	"
0	Ar. Alameda (Park St.)	9 02	"
0	Ar. Fresno	10 40	"
0	Ar. Tulare	12 20	5th Day
0	Ar. Bakersfield	1 59	"
0	Ar. Los Angeles	8 56	"
0	Ar. San Jose	1 35	5th Day
0	Ar. Paso Robles Hot Springs	2 24	"
0	Ar. Santa Barbara	8 05	"
0	Ar. Los Angeles	11 45	"

CHINA AND JAPAN FAST MAIL.

Miles	TRAIN No. 3	Daily	Days
0	Lv. Chicago	10 10	1st Day
0	Lv. Chicago	2 40	2nd Day
219	Lv. Cedar Rapids	10 45	1st Day
492	Ar. Omaha	5 30	2nd Day
492	Ar. Omaha	3 28	"
492	Lv. Omaha	4 00	"
646	Lv. Grand Island	8 55	"
688	Lv. Kearney	11 25	"
864	Lv. Julesburg	3 30	3rd Day
1008	Lv. Cheyenne	10 45	"
0	Lv. Kansas City	10 05	1st Day
640	Lv. Denver	7 00	2nd Day
747	Ar. Cheyenne	10 30	"
1356	Lv. Granger	11 20	"
1492	Ar. Ogden	5 45	4th Day
0	Lv. Denver	7 00	1st Day
119	Lv. Pueblo	11 10	"
742	Lv. Salt Lake City	12 05	2nd Day
779	Ar. Ogden	1 05	3rd Day
0	Lv. Ogden	6 25	4th Day
137	Lv. Cobro	12 10	"
228	Lv. Elko	3 30	"
250	Lv. Carlin	4 30	"
309	Lv. Battle Mountain	6 35	"
367	Lv. Winnemucca	8 55	"
407	Lv. Humboldt	10 10	"
440	Lv. Lovelock	11 21	"
496	Lv. Hazen	1 50	5th Day
539	Lv. Sparks (P. T.)	3 05	"
542	Lv. Reno	3 25	"
563	Lv. Floriston	f 4 21	"
577	Lv. Truckee	5 10	"
661	Lv. Auburn	9 50	"
666	Lv. Newcasttle	10 05	"
677	Lv. Roseville	10 40	"
697	Lv. Sacramento	11 35	"
745	Lv. Stockton	12 57	"
754	Lv. Lathrop	1 16	"
842	Ar. Oakland (16th St.)	4 11	"
844	Ar. Oakland Pier	4 17	"
848	Ar. San Francisco	4 48	"
0	Ar. Marysville	1 25	"
0	Ar. Chico	3 04	"
0	Ar. Red Bluff	4 30	"
0	Ar. Berkeley	4 40	"
0	Ar. Alameda (Park St.)	4 41	"
0	Ar. Fresno	6 10	"
0	Ar. Tulare	8 13	"
0	Ar. Bakersfield	10 20	"
0	Ar. Los Angeles	7 05	6th Day
0	Ar. San Jose	6 40	"
0	Ar. Paso Robles Hot Springs	10 52	"
0	Ar. Santa Barbara	4 40	6th Day
0	Ar. Los Angeles	8 40	"

ATLANTIC EXPRESS.

Miles	TRAIN No. 5	Daily	Days
0	Lv. Chicago	10 10	1st Day
0	Lv. Chicago	2 40	2nd Day
219	Lv. Cedar Rapids	10 45	1st Day
492	Ar. Omaha	5 30	2nd Day
492	Ar. Omaha	3 28	"
0	Lv. Omaha	3 50	"
646	Lv. Grand Island	8 40	"
688	Lv. Kearney	9 49	"
864	Lv. Julesburg	3 30	3rd Day
1051	Ar. Denver	7 50	"
0	Lv. Denver	8 00	"
742	Lv. Salt Lake City	1 00	4th Day
779	Ar. Ogden	2 00	"
0	Lv. Chicago	10 32	1st Day
0	Lv. Chicago	11 00	"
0	Lv. St. Louis	10 10	2nd Day
0	Lv. St. Louis	9 01	"
0	Lv. Salt Lake City	1 00	4th Day
0	Ar. Ogden	2 00	"
0	Lv. Ogden	2 45	4th Day
137	Lv. Cobro	7 43	"
228	Lv. Elko	10 37	"
250	Lv. Carlin	11 25	"
309	Lv. Battle Mountain	1 11	"
367	Lv. Winnemucca	3 00	5th Day
407	Lv. Humboldt	7 13	"
440	Lv. Lovelock	8 10	"
496	Lv. Hazen	9 55	"
539	Lv. Sparks (P. T.)	1 30	"
542	Lv. Reno	2 19	"
577	Lv. Truckee	3 25	"
661	Lv. Auburn	1 24	"
666	Lv. Newcasttle	3 10	"
677	Lv. Roseville	4 00	"
697	Lv. Sacramento	5 35	"
754	Lv. Benicia	6 00	"
755	Lv. Port Costa	6 48	"
781	Ar. Oakland (16th St.)	6 55	"
783	Ar. Oakland Pier	7 28	"
787	Ar. San Francisco	7 28	"
0	Ar. Marysville	8 50	"
0	Ar. Willows	8 36	"
0	Ar. Red Bluff	10 20	"
0	Ar. Berkeley	7 20	"
0	Ar. Alameda (Park St.)	7 21	"
0	Ar. Fresno	10 40	"
0	Ar. Tulare	12 20	6th Day
0	Ar. Bakersfield	1 59	"
0	Ar. Los Angeles	8 56	"
0	Ar. San Jose	8 50	5th Day
0	Ar. Paso Robles Hot Springs	3 51	6th Day
0	Ar. Santa Barbara	10 20	"
0	Ar. Los Angeles	2 30	"

OVERLAND ROUTE EQUIPMENT.

Train 1. OVERLAND LIMITED
Dining Car: Meals a la carte. Chicago to San Francisco, via C. M. & St. P., U. P. and C. & N. W., U. P., S. P.
Pullman Standard Sleepers: Chicago to San Francisco via C. & N. W., U. P., S. P. Chicago to San Francisco via C. M. & St. P., U. P., S. P. Chicago to San Francisco, via C. R. I. & P., D. & R. G., R. G. W., S. P.
Observation Club Car: Library, club-room, observation rotunda. Chicago to San Francisco.
Train 5. WESTERN EXPRESS
Reclining Chair Cars: Ogden to San Francisco.
Pullman Tourist Sleeper: St. Louis, Chicago or Denver via C. R. I. & P., C. B. & Q., Mo. P., or C. M. & St. P. and Colorado to San Francisco and Los Angeles.
Dining Car: Meals a la carte. Ogden to San Francisco.
Pullman Standard Sleepers: Chicago to San Francisco, via C. B. & Q., D. & R. G., R. G. W., S. P. St. Louis to San Francisco, via M. P., D. & R. G., R. G. W., S. P. Salt Lake to San Francisco, via O. S. L., S. P.

Train 3. CHINA AND JAPAN FAST MAIL
Reclining Chair Cars: Chicago to San Francisco.
Pullman Tourist Sleepers: Chicago to San Francisco, via C. & N. W., U. P., S. P. (Cars from Chicago Tuesdays and Thursdays run through to Los Angeles via San Jose.) Chicago to San Francisco, via C. M. & St. P., U. P., S. P. (Cars from Chicago Mondays run through to Los Angeles via Fresno, from Chicago Wednesdays run through to Los Angeles via San Jose.) Chicago to San Francisco, via C. M. & St. P., U. P., S. P. (Cars from Chicago Mondays run through to Los Angeles via Fresno; from Chicago Wednesdays and Saturdays run through to Los Angeles via San Jose.)
Dining Car: Meals a la carte. Ogden to Oakland.
Pullman Standard Sleepers: Chicago to San Francisco, via C. M. & St. P., U. P., S. P. Chicago to San Francisco, via C. & N. W., U. P., S. P.

Light face figures A. M. Dark face figures P. M. For Sou. Pac. and U. P. detail tables pages 9 and 10. †—Flag stop to receive or discharge passengers. a—Stops to pick up or let off passengers from or to points East of Ogden. P. T.—Pacific Time. M. T.—Mountain Time. C. T.—Central Time. s—Stops to discharge passengers.

AT KANSAS CITY. (See pages 19, 20)

Via Chicago and Alton.	
.....	*11 45 *9 00 *10 00 Lv. Kansas City Ar. 5 35 7 00 7 28
.....	7 45 6 59 6 26 Ar. St. Louis Lv. *9 05 *9 10 *11 28
Via Chicago and Alton.	
.....	*9 00 *6 00 Lv. Kansas City Ar. 7 00 8 00
.....	1 45 7 30 Ar. Chicago Lv. *2 15 *6 30
Via Chicago Great Western.	
.....	*11 30 *7 05 *12 05 Lv. Kansas City Ar. 6 50 2 00 8 00
.....	10 15 2 35 9 10 Lv. Des Moines Ar. 9 30 6 30 12 10
.....	10 00 1 40 8 35 Ar. Chicago Lv. *8 45 *6 00 *11 30
Via Chicago, Milwaukee and St. Paul.	
.....	*5 55 *9 30 Lv. Kansas City Ar. 8 25 6 10
.....	8 20 8 15 Ar. Chicago Lv. *6 00 *10 10
Via Frisco Lines.	
.....	*10 45 *11 30 *6 15 Lv. Kansas City Ar. 7 00 10 30 10 30
.....	11 15 7 00 8 25 Ar. Memphis Lv. *9 00 *8 25 *4 30
Via Wabash.	
.....	*9 00 *3 40 *10 00 † 7 35 Lv. Kansas City Ar. 6 40 5 34 9 25 7 30
.....	7 00 11 55 6 30 8 00 Ar. St. Louis Lv. † 7 20 *9 04 *5 30 *10 30
Via Missouri Pacific.	
.....	*11 30 *9 00 *10 00 † 7 35 Lv. Kansas City Ar. 5 34 8 00 9 45 7 30
.....	7 39 7 00 6 30 8 00 Ar. St. Louis Lv. *9 04 *11 45 *2 20 *10 30
Burlington Route.	
.....	*6 20 *7 30 Lv. Kansas City Ar. 8 40 4 00
.....	8 50 6 50 Ar. Chicago Lv. *6 10 *10 30
.....	8 50 *9 00 *7 30 Lv. Kansas City Ar. 4 00 7 00 7 35
.....	8 19 *6 50 *6 29 Ar. St. Louis Lv. *2 35 *8 02 *9 01

AT OMAHA. (See pages 17, 18)

Via Chicago and Northwestern.	
.....	*9 30 *6 00 *11 30 *7 25 Lv. Omaha Ar. 11 48 9 45 12 35 3 28
.....	9 55 7 45 10 50 Ar. Des Moines Lv. 4 50 2 40 11 05
.....	5 40 2 20 10 35 3 20 Ar. Cedar Rapids Lv. 3 55 12 40 3 50 5 30
.....	11 59 8 30 6 45 9 15 Ar. Chicago Lv. *10 00 *6 25 *10 00 *10 45
Via Chicago Great Western.	
.....	*6 05 *7 30 Lv. Omaha Ar. 11 35 8 27 3 30
.....	8 35 10 00 Ar. Chicago Lv. *8 45 *6 00 *11 30
Via Chicago, Milwaukee & St. Paul.	
.....	*9 58 *6 00 *7 25 Lv. Omaha Ar. 11 50 8 30 3 25
.....	12 28 8 30 9 15 Ar. Chicago Lv. *10 00 *6 05 *10 10
Via Illinois Central.	
.....	*6 00 *7 15 Lv. Omaha Ar. 8 30
.....	8 30 9 55 Ar. Chicago Lv. *6 00
Burlington Route.	
.....	*6 30 *4 20 *9 18 *7 40 Lv. Omaha Ar. 11 45 8 30 3 55
.....	9 03 7 00 6 50 9 30 Ar. Chicago Lv. *9 15 *6 00 *11 00
Via Chicago, Great Western.	
.....	*8 30 *7 30 Lv. Omaha Ar. 11 35 7 30
.....	7 20 6 57 Ar. St. Paul Lv. 12 30 8 35
.....	8 00 7 30 Ar. Minneapolis Lv. *12 01 *8 00
Via Illinois Central.	
.....	*8 30 † 7 15 Lv. Omaha Ar. 8 55 8 30
.....	7 25 6 48 Ar. Minneapolis Lv. 9 40 9 15
.....	8 00 7 30 Ar. St. Paul Lv. † 9 00 *8 35
Via C. & N. W. and C. St. P. M. & O.	
.....	*3 50 *7 50 Lv. Omaha Ar. 10 00 9 20
.....	7 25 10 55 Ar. Sioux City Lv. 6 55 5 50
.....	7 30 7 40 Ar. St. Paul Lv. 9 40 9 05
.....	8 05 8 10 Ar. Minneapolis Lv. *9 10 *8 30
Via Missouri Pacific.	
.....	*11 15 *9 00 Lv. Omaha Ar. 6 45 5 50
.....	6 18 4 05 Ar. Leavenworth Lv. 11 20 10 42
.....	7 20 5 00 Ar. Kansas City Lv. 10 25 9 45
.....	4 55 7 10 Ar. St. Louis Lv. *11 45 *10 10
Via Wabash.	
.....	*6 30 Lv. Omaha Ar. 8 30
.....	6 45 Lv. Council Bluffs Lv. 11 15 8 10
.....	7 39 Ar. St. Louis Lv. *9 04 *8 00

PULLMAN SLEEPING-CAR RATES.

For Information only, subject to change without notice

TO	FROM SAN FRANCISCO			FROM LOS ANGELES		
	Drawing Room	Standard Berth	Tourist Berth	Drawing Room	Standard Berth	Tourist Berth
Albany	69 00	18 50	9 25	69 00	18 50	9 25
Albany	16 00	4 50	2 25	25 00	7 00	3 50
Albuquerque	24 00	6 50	3 25	22 00	6 00	3 00
Ashland	9 00	2 50	1 25	18 00	5 00	2 50
Atlanta	54 00	14 50	7 25	54 00	14 50	7 25
Baker City	28 00	8 00	3 50	37 00	10 50	4 75
Bakersfield	7 00	2 00	1 00	6 00	1 50	1 00
Baltimore	68 00	18 00	6 00	68 00	18 00	6 00
Benson	20 00	5 50	2 75	12 00	3 50	1 75
Boston	73 00	19 50	9 75	73 00	19 50	9 75
Buffalo	63 00	17 00	8 50	63 00	17 00	8 50
Butte	30 00	8 50	4 25	40 00	11 00	5 50
Chattanooga	56 00	14 50	7 25	86 00	14 50	7 25
Cheyenne	32 00	9 00	4 50	36 00	9 50	4 75
Chicago	53 00	14 00	7 00	53 00	14 00	7 00
Cleveland	60 00	16 00	8 00	60 00	16 00	8 00
Cincinnati	58 00	15 00	7 50	58 00	15 00	7 50
Colorado Springs	34 00	9 50	4 75	34 00	9 50	4 75
Council Bluffs	44 00	11 50	5 75	44 00	11 50	5 75
Dallas	44 00	11 50	5 75	34 00	9 00	4 50
Denning	26 00	7 00	3 50	18 00	5 00	2 50
Denver	34 00	9 50	4 75	34 00	9 50	4 75
Des Moines	48 00	12 50	6 25	48 00	12 50	6 25
Detroit	60 00	16 00	8 00	60 00	16 00	8 00
El Paso	26 00	7 00	3 50	20 00	5 50	2 75
Eug						



SUNSET ROUTE

CONDENSED THROUGH TIME TABLES — EASTBOUND VIA EL PASO



Through Sleeping Cars, Standard and Tourist, between California and New Orleans, Kansas City, Chicago and Washington.

SUNSET EXPRESS.					GOLDEN STATE LIMITED.				
Miles	TRAIN No. 10	Roads	Daily	Days	Miles	TRAINS No. 10-4	Roads	Daily	Days
0	Lv. Sacramento	Sou. Pac.	5 15	1st Day	0	Lv. Sacramento	Sou. Pac.	5 15	1st Day
0	Lv. Stockton	"	6 47	"	0	Lv. Stockton	"	6 47	"
0	Lv. Fresno	"	11 09	"	0	Lv. Los Banos	"	9 15	"
0	Lv. Visalia	"	7 05	"	0	Lv. Merced	"	9 03	"
0	Lv. Hanford	"	5 10	"	0	Lv. Fresno	"	11 09	"
0	Lv. Tulare	"	12 20	2nd Day	0	Lv. Visalia	"	5 10	"
0	Lv. Bakersfield	"	2 07	"	0	Lv. Hanford	"	7 05	2nd Day
0	Ar. Los Angeles	"	8 56	"	0	Lv. Tulare	"	12 20	"
0	Lv. Berkeley	"	2 47	1st Day	0	Lv. Bakersfield	"	2 07	"
0	Lv. Oakland (First St.)	"	3 35	"	0	Ar. Los Angeles	"	8 56	"
0	Lv. Alameda (Park St.)	"	3 25	"	0	Lv. Berkeley	"	2 47	1st Day
0	Ar. San Jose	"	5 00	"	0	Lv. Oakland (First St.)	"	3 35	"
0	Lv. San Francisco (3d & T.)	"	4 00	1st Day	0	Lv. Alameda (Park St.)	"	3 25	"
51	Lv. San Jose	"	5 20	"	0	Ar. San Jose	"	5 00	"
81	Lv. Gilroy	"	7 00	"	0	Lv. San Francisco (3d & T.)	"	4 00	1st Day
100	Ar. Pajaro	"	7 00	"	51	Lv. San Jose	"	5 20	"
0	Lv. Santa Cruz	"	5 35	"	100	Ar. Pajaro	"	7 00	"
0	Lv. Watsonville	"	6 35	"	0	Lv. Santa Cruz	"	5 35	"
0	Lv. Pacific Grove	"	6 30	"	0	Lv. Watsonville	"	6 35	"
0	Lv. Monterey	"	6 38	"	0	Lv. Pacific Grove	"	6 30	"
0	Lv. Del Monte	"	6 43	"	0	Lv. Monterey	"	6 38	"
110	Lv. Castroville	"	7 30	"	0	Lv. Del Monte	"	6 43	"
118	Lv. Salinas	"	7 55	"	110	Lv. Castroville	"	7 30	"
216	Lv. Paso Robles Hot Springs	"	10 52	"	118	Lv. Salinas	"	7 55	"
252	Lv. San Luis Obispo	"	12 45	2nd Day	216	Lv. Paso Robles Hot Springs	"	10 52	"
371	Lv. Santa Barbara	"	4 50	"	252	Lv. San Luis Obispo	"	12 45	2nd Day
475	Ar. Los Angeles	"	8 40	"	371	Lv. Santa Barbara	"	4 50	"
475	Lv. Los Angeles	"	1 00	"	475	Ar. Los Angeles	"	8 40	"
506	Lv. Pomona	"	2 14	"	475	Lv. Los Angeles	"	1 00	"
0	Lv. Pasadena	"	1 00	"	506	Lv. Pomona	"	2 14	"
0	Lv. Riverside	"	2 40	"	0	Lv. Pasadena	"	1 00	"
0	Lv. San Bernardino	"	1 50	"	0	Lv. Riverside	"	2 40	"
0	Lv. Redlands	"	3 05	"	0	Lv. San Bernardino	"	1 50	"
530	Lv. Colton	"	3 05	"	0	Lv. Redlands	"	3 05	"
723	Lv. Yuma	"	10 10	"	530	Lv. Colton	"	3 05	"
886	Lv. Maricopa	Sou. Pac.	3 15	3rd Day	723	Lv. Yuma	"	10 10	"
0	Lv. Phoenix	M. & P.	7 00	"	886	Lv. Maricopa	Sou. Pac.	3 15	3rd Day
950	Lv. Red Rock	Sou. Pac.	4 56	"	0	Lv. Phoenix	M. & P.	7 00	"
973	Lv. Tucson	"	6 15	"	950	Lv. Red Rock	Sou. Pac.	4 56	"
1021	Lv. Benson	"	8 23	"	973	Lv. Tucson	"	6 15	"
1087	Lv. Bowie	"	10 48	"	1021	Lv. Benson	"	8 23	"
1137	Lv. Lordsburg	"	12 35	"	1087	Lv. Bowie	"	10 48	"
1197	Lv. Deming	"	4 24	"	1137	Lv. Lordsburg	"	12 35	"
1282	Ar. Rio Grande	"	4 47	"	1197	Lv. Deming	"	4 24	"
1286	Ar. El Paso	G.H.&S.A.	5 00	"	1282	Ar. Rio Grande	"	4 47	"
1286	Lv. El Paso	"	8 00	"	1286	Ar. El Paso	G.H.&S.A.	5 00	"
1905	Ar. San Antonio	"	8 00	4th Day	1286	Lv. El Paso	"	8 00	"
2114	Ar. Houston	"	6 00	5th Day	1905	Ar. San Antonio	"	8 00	4th Day
2477	Ar. New Orleans	"	6 45	"	2114	Ar. Houston	"	6 00	5th Day
0	Lv. San Antonio	M.K.&T.	9 00	4th Day	2477	Ar. New Orleans	"	6 45	"
1034	Ar. St. Louis	"	7 35	6th Day	0	Lv. San Antonio	M.K.&T.	9 00	4th Day
923	Ar. Chicago	I. C.	9 30	"	1034	Ar. St. Louis	"	7 35	6th Day
1049	Ar. Cincinnati	B.&O.S.W.	9 15	"	923	Ar. Chicago	I. C.	9 30	"
1144	Ar. Washington	Sou. Ry.	9 05	"	1049	Ar. Cincinnati	B.&O.S.W.	9 15	"
1281	Ar. New York	P. R. R.	4 00	"	1144	Ar. Washington	Sou. Ry.	9 05	"
					1281	Ar. New York	P. R. R.	4 00	"

SUNSET ROUTE EQUIPMENT.

Train 10. SUNSET EXPRESS.
Reclining Chair Car: San Francisco to New Orleans.
Pullman Tourist Sleepers: San Francisco, Mondays, Wednesdays and Fridays to Washington, personally conducted via Washington-Sunset Route. San Francisco, Tuesdays, to Cincinnati, personally conducted via Sunset Route, Ill. Cen., B. & O. S. W. San Francisco, Sundays, to Chicago, personally conducted via Sunset Route, Ill. Cen. San Francisco Wednesdays, to St. Louis, personally conducted, via S. P., G. H. & S. A., San Antonio and M. K. & T.

San Francisco to New Orleans, daily, via Sunset Route. San Francisco, Thursday, to Montgomery, Ala., via Sunset, L. & N. (March and April only). Los Angeles, Tuesday to Minneapolis via E. P. & S. W., C. R. I. & P.
Dining Car: Meals a la carte.
 San Francisco to San Luis Obispo, Oxnard to San Antonio, Glidden to New Orleans.
Pullman Standard Sleepers: San Francisco to New Orleans, daily, via Sunset Route. San Francisco to Los Angeles, daily, to Chicago via C. R. I. & P. (Note. Car carried on Chicago Special, Train 4, east of Los Angeles).

Observation Club Car: Library, writing desk, parlor observation end. San Francisco to San Antonio, Houston to New Orleans.
Train 4. GOLDEN STATE LIMITED.
Pullman Tourist Sleeper: Los Angeles to Chicago.
Dining Car: Meals a la carte. Los Angeles to Chicago.
Pullman Standard Sleepers: San Francisco to Chicago (San Francisco to Los Angeles on Sunset Express Train 10.) Los Angeles to Chicago.
Observation Club Car: Buffet, library, daily stock market reports. Los Angeles to Chicago.

Light face figures A. M. Dark face figures P. M. P. T.—Pacific Time. M. T.—Mountain Time. C. T.—Central Time.

—Below sea level. f—Flag stop to receive or discharge passengers.



SUNSET ROUTE

CONDENSED THROUGH TIME TABLES — WESTBOUND VIA EL PASO



Two Daily Trains via El Paso from the East to all California Cities.

Personally Conducted Excursions between Washington, D. C., Cincinnati, Chicago and Los Angeles and San Francisco.

SUNSET EXPRESS.					GOLDEN STATE LIMITED.				
Miles	TRAIN No. 9	Road	Daily	Days	Miles	TRAINS No. 3-9	Road	Daily	Days
0	Lv. New York	P. R. R.	4 30	1st Day	0	Lv. Chicago	C.R.I.&P.	9 00	1st Day
137	Lv. Washington	Sou. Ry.	11 00	"	0	Lv. St. Louis	"	10 02	"
1281	Ar. New Orleans	L. & N.	9 40	3rd Day	517	Lv. Kansas City	"	9 55	2nd Day
0	Lv. St. Louis	M.K.&T.	8 32	1st Day	585	Lv. Topeka	"	11 55	"
1034	Ar. San Antonio	"	7 30	3rd Day	741	Lv. Hutchinson	"	4 50	"
0	Lv. Cincinnati	B.&O.S.W.	8 20	1st Day	1193	Lv. Santa Rosa (M. T.)	E.P.&S.W.	8 15	3rd Day
0	Lv. Chicago	I. C.	9 40	"	1262	Lv. Torrence	"	11 10	"
0	Lv. Chicago	R. I.	11 30	1st Day	1465	Ar. El Paso (C. T.)	"	5 50	"
517	Lv. Kansas City	"	10 15	2nd Day	1465	Lv. El Paso (P. T.)	G.H.&S.A.	5 05	"
1465	Ar. El Paso	E.P.&S.W.	8 00	3rd Day	1468	Lv. Rio Grande	Sou. Pac.	5 18	"
0	Lv. New Orleans	M.L.&T.	11 55	1st Day	1553	Lv. Deming	"	7 48	"
363	Lv. Houston	G.H.&S.A.	12 25	2nd Day	1613	Lv. Lordsburg	"	9 29	"
572	Lv. San Antonio	"	9 00	"	1672	Lv. Bowie	"	10 56	"
1192	Ar. El Paso (C. T.)	"	8 30	3rd Day	1728	Lv. Benson	"	1 13	4th Day
1192	Lv. El Paso (P. T.)	"	7 45	"	1777	Lv. Tucson	"	3 04	"
1196	Lv. Rio Grande	Sou. Pac.	7 58	"	1863	Lv. Maricopa	"	5 23	"
1280	Lv. Deming	"	10 37	"	1898	Ar. Phoenix	M.&P.&S.R.V.	7 00	"
1340	Lv. Lordsburg	"	12 31	"	1905	Lv. Gila	Sou. Pac.	6 46	"
1390	Lv. Bowie	"	2 09	"	2029	Lv. Yuma	"	10 45	"
1456	Lv. Benson	"	4 40	"	2151	Lv. Indio	"	2 15	"
1504	Lv. Tucson	"	6 45	"	2277	Lv. Redlands Junction	"	4 45	"
1591	Lv. Maricopa	"	9 15	"	2283	Lv. Colton	"	5 02	"
1626	Ar. Phoenix	M.&P.&S.R.V.	7 00	"	2280	Ar. Redlands	"	5 28	"
1756	Lv. Yuma	Sou. Pac.	3 20	4th Day	2287	Ar. San Bernardino	"	6 40	"
1942	Lv. Redlands Junction	"	10 05	"	2321	Ar. Riverside	"	6 45	"
1947	Lv. Colton	"	10 30	"	2339	Ar. Pasadena	"	7 20	"
1966	Lv. Ontario	"	11 07	"	2334	Ar. Dolgeville	"	6 35	"
1972	Lv. Pomona	"	11 25	"	2341	Ar. Los Angeles	"	7 00	"
2003	Ar. Los Angeles	"	12 45	"	2341	Lv. Los Angeles	"	7 30	"
2003	Lv. Los Angeles	"	7 30	"	2352	Lv. Burbank	"	7 03	"
2108	Lv. Santa Barbara	"	11 25	"	2407	Lv. Oxnard	"	10 00	"
2225	Lv. San Luis Obispo	"	3 30	5th Day	2446	Lv. Santa Barbara	"	11 25	"
2261	Lv. Paso Robles Hot Springs	"	5 10	"	2513	Lv. Surf	"	1 30	5th Day
2360	Lv. Salinas	"	7 55	"	2539	Lv. Guadalupe	"	2 29	"
2367	Lv. Castroville	"	8 10	"	2563	Lv. San Luis Obispo	"	3 30	"
2382	Ar. Del Monte	"	9 35	"	2580	Lv. Santa Margarita	"	4 32	"
2383	Ar. Monterey	"	9 40	"	2599	Lv. Paso Robles Hot Springs	"	5 10	"
2395	Ar. Pacific Grove	"	9 55	"	2633	Lv. San Ardo	"	6 09	"
2382	Ar. Watsonville	"	9 10	"	2698	Lv. Salinas	"	7 55	"
2398	Ar. Santa Cruz	"	10 10	"	2705	Lv. Castroville	"	8 10	"
2378	Lv. Pajaro	"	8 35	"	2716	Lv. Pajaro	"	8 35	"
2427	Lv. San Jose	"	10 25	"	2765	Lv. San Jose	"	10 25	"
2478	Ar. San Francisco	"	11 40	"	2816	Ar. San Francisco	"	11 40	"
2003	Lv. Los Angeles	"	5 00	4th Day	2341	Lv. Los Angeles	"	11 30	4th Day
2176	Ar. Bakersfield	"	11 34	"	2511	Ar. Bakersfield	"	7 40	5th Day
2236	Ar. Tulare	"	1 17	5th Day	2574	Ar. Tulare	"	9 56	"
2253	Ar. Hanford	"	10 55	"	2591	Ar. Hanford	"	10 55	"
2259	Ar. Visalia	"	8 32	"	2597	Ar. Visalia	"	10 50	"
2280	Ar. Fresno	"	2 33	"	2618	Ar. Fresno	"	12 05	"
2401	Ar. Stockton	"	8 50	"	2740	Ar. Stockton	"	4 20	"
2450	Ar. Sacramento	"	10 40	"	2789	Ar. Sacramento	"	6 00	"
2486	Ar. Berkeley	"	8 40	"	2624	Ar. Berkeley	"	7 40	"
2490	Ar. Alameda (Park St.)	"	9 01	"	2628	Ar. Alameda (Park St.)	"	7 41	"

SUNSET ROUTE EQUIPMENT

Train 9: SUNSET EXPRESS.
Reclining Chair Cars: New Orleans to San Francisco.
Pullman Tourist Sleepers: Washington, Mondays, Wednesdays and Fridays, to San Francisco personally conducted, except Thursdays, via Washington-Sunset Route. Cincinnati, Tuesdays, to San Francisco personally conducted via B. & O. S. W., Ill. Cen., Sunset Route. Chicago, Mondays, to San Francisco, personally conducted via Ill. Cen., Sunset Route.

St. Louis, Tuesdays, to San Francisco personally conducted via M. K. & T., G. H. & S. A., S. P. Montgomery, Ala., Fridays to San Francisco via L. & N., Sunset Route (March and April only). New Orleans to San Francisco daily, via Sunset Route. Chicago, daily to Los Angeles via C. R. I. & P., E. P. & S. W., S. P. Minneapolis, Tuesday to Los Angeles via C. R. I. & P., E. P., S. W., S. P.
Dining Car: Meals a la carte. New Orleans to Glidden. San Antonio to Los Angeles. San Luis Obispo to San Francisco.
Pullman Standard Sleepers: New Orleans to San Francisco daily via Sunset Route.

Train 3: GOLDEN STATE LIMITED.
Pullman Tourist Sleeper: Chicago



ROAD OF A THOUSAND WONDERS SHASTA ROUTE CONDENSED THROUGH TIME TABLES—VIA PORTLAND



Table with columns: Miles, STATIONS, Road, No. 14, No. 16, Daily, Days. Includes routes from Los Angeles to Sacramento and Tehama.

Table with columns: Miles, STATIONS, Road, No. 15, No. 13, Daily, Days. Includes routes from St. Paul to Sacramento and Tehama.

SHASTA ROUTE EQUIPMENT. Trains 14 and 13 PORTLAND EXPRESS. Trains No. 14 and 13 Pullman Standard Sleepers. Trains 16 and 15 OREGON EXPRESS.



SAN FRANCISCO, BERKELEY, OAKLAND, SACRAMENTO, AND RENO, OGDEN, CHEYENNE, DENVER, OMAHA.



Table with columns: 10 Daily, 6 Daily, 2 Daily, 4 Daily, 24 Daily, Miles, STATIONS, READ DOWN, READ UP. Includes routes from San Francisco to Reno, Ogden, Cheyenne, Denver, and Omaha.

Table with columns: 10 Daily, 2 Daily, 4 Daily, Miles, STATIONS, READ DOWN, READ UP. Includes routes from Ogden, Cheyenne, Denver, and Omaha.

Light face figures A. M. Dark face figures P. M. Daily except Sunday. Stops only to receive through passengers. Stops to discharge passengers.



SAN FRANCISCO AND DENVER, KANSAS CITY

SAN FRANCISCO, OGDEN AND SILVER PEAK, RAWHIDE, GOLDFIELD



OGDEN, DENVER AND KANSAS CITY VIA CHEYENNE

Table with columns: No. Daily, No. 101-1 Daily, Miles, STATIONS, Elevation, No. 103-3 Daily, No. 101-1 Daily. Lists routes from San Francisco to Ogdensburg and Lawrence.

SAN FRANCISCO AND OGDEN TO GOLDFIELD.

Table with columns: Miles, STATIONS, Road, Elevation, No. 24 Daily. Lists routes from San Francisco to Goldfield via various stations.

GOLDFIELD TO OGDEN AND SAN FRANCISCO.

Table with columns: Miles, STATIONS, Road, Elevation, No. 25 Daily. Lists routes from Goldfield to Ogdensburg and San Francisco.

Trains 24 and 23. TONOPAH AND GOLDFIELD PASSENGER Pullman Standard Sleepers: San Francisco and Goldfield. Reclining Chair Cars: San Francisco and Goldfield. Dining Car: San Francisco and Millers, Nevada.

Light face figures A. M. Dark face figures P. M. c—No. 24 held if passengers on No. 3. * Daily. f—Flag stop to receive or discharge passengers. P. T.—Pacific Time. M. T.—Mountain Time. l Meal Station. s—Stops to discharge passengers.



LOCAL CONNECTIONS AND BRANCH LINES OVERLAND ROUTE

DERBY AND WADSWORTH. HAZEN AND FALLON. HAZEN, MINA AND KEELER.



SAN FRANCISCO, HAZEN, FALLON.

Table with columns: 6-32 Miles, 31-23. Lists routes from San Francisco to Fallon via Hazen.

CHURCHILL, MOUNDHOUSE.

Table with columns: No. 17 Miles, No. 18. Lists routes from Churchill to Moundhouse.

DERBY, WADSWORTH.

Table with columns: 4-20, 10-31, 27-1. Lists routes from Derby to Wadsworth.

MINA, MT. WHITNEY, KEELER.

Table with columns: No. 24-16 Miles, No. 15-23. Lists routes from Mina to Keeler.

Paso Robles Hot Springs

Midway between San Francisco and Los Angeles on Southern Pacific's Coast Line. New \$100,000 bath house for the remedial uses of hot sulphur and other mineral waters.

Excellent Hotel Accommodations

From FALLON; daily, fare one way \$12 50. 4 hours. From SCHURZ, daily " " " \$10 00. 1 1/2 "

Light face figures A. M. Dark face figures P. M. P. T.—Pacific Time. M. T.—Mountain Time. * Daily. † Daily except Sunday. a Mon., Wed., Fri. c Tues., Thur., Sat.

AT COLFAX (See pages 17 and 18)

Table with columns: Nevada County Narrow Gauge R. R. Lists routes from Colfax to Reno.

AT BOCA (See pages 17 and 18)

Table with columns: Boca & Loyalton R. R. Lists routes from Boca to Loyalton.

AT RENO (See pages 17 and 18)

Table with columns: Virginia & Truckee R. R. Lists routes from Reno to Virginia City.

AT RENO (See pages 17 and 18)

Table with columns: Nevada-California-Oregon Ry. & Sierra Valley Ry. Lists routes from Reno to Plumas Junction.

AT BATTLE MOUNTAIN (See pages 17 and 18)

Table with columns: Nevada Central R. R. Lists routes from Battle Mountain to Austin.

AT PALISADE (See pages 17 and 18)

Table with columns: Eureka & Palisade R. R. Lists routes from Palisade to Eureka.

AT COBRE (See pages 17 and 18)

Table with columns: Nevada Northern Ry. Lists routes from Cobre to Reno.

AT MINA (See pages 19 and 20)

Table with columns: Tonopah & Goldfield and Bullfrog & Goldfield R. R. Lists routes from Mina to Goldfield.

OGDEN AND SALT LAKE CITY.

Table with columns: Lists routes from Ogden to Salt Lake City.

NAMPA AND BOISE.

Table with columns: Lists routes from Nampa to Boise.

AT OGDEN (See pages 17 and 18)

Table with columns: Rio Grande Western & Denver Rio Grande. Lists routes from Ogden to Denver.

AT OGDEN (See pages 17 and 18)

Table with columns: Oregon Short Line R. R. Lists routes from Ogden to Portland.

OGDEN, BUTTE, ANACONDA, HELENA.

Table with columns: Lists routes from Ogden to Helena.

ST. ANTHONY BRANCH.

Table with columns: Lists routes from St. Anthony to Chester.

MINIDOKA AND TWIN FALLS.

Table with columns: Lists routes from Minidoka to Twin Falls.

OGDEN AND SALT LAKE CITY.

Table with columns: Lists routes from Ogden to Salt Lake City.

NAMPA AND BOISE.

Table with columns: Lists routes from Nampa to Boise.

OGDEN AND SALT LAKE CITY.

Table with columns: Lists routes from Ogden to Salt Lake City.

NAMPA AND BOISE.

Table with columns: Lists routes from Nampa to Boise.

OGDEN AND SALT LAKE CITY.

Table with columns: Lists routes from Ogden to Salt Lake City.

Light face figures A. M. Dark face figures P. M. P. T.—Pacific Time. M. T.—Mountain Time. * Daily. † Daily except Sunday. a Mon., Wed., Fri. c Tues., Thur., Sat.



SAN FRANCISCO, ALAMEDA, BERKELEY, OAKLAND, AND SACRAMENTO, WOODLAND, MARYSVILLE, OROVILLE, COLFAX, VALLEJO, NAPA, ST. HELENA, CALISTOGA, SANTA ROSA, VACAVILLE, RUMSEY



Table with columns for days (Daily, Sunday), times, and stations. Includes routes for San Francisco, Alameda, Berkeley, Oakland, Vallejo, Napa, St. Helena, Calistoga, Santa Rosa, Vacaville, Rumsey, Sacramento, Woodland, Marysville, Oroville, Colfax.

NOTE.—No. 2 Overland Limited leaves San Francisco 10:00 A. M., arrives Sacramento 1:30 P. M.; No. 1 Overland Limited leaves Sacramento 5:00 P. M., arrives San Francisco 8:28 P. M. No. 10 China and Japan Fast Mail leaves San Francisco 6:20 P. M., arrives Sacramento 9:55 P. M.

Light face figures A. M. Dark face figures P. M. f Flag stop to receive or discharge passengers. a Saturday and Sunday only. † Sunday only. b Stops on signal to receive passengers. s Stops to discharge passengers



SAN FRANCISCO, ALAMEDA, BERKELEY, OAKLAND, SAN JOSE, STOCKTON, SACRAMENTO, CLEMENTS, VALLEY SPRING—CARBONDALE, IONE—VIA NILES



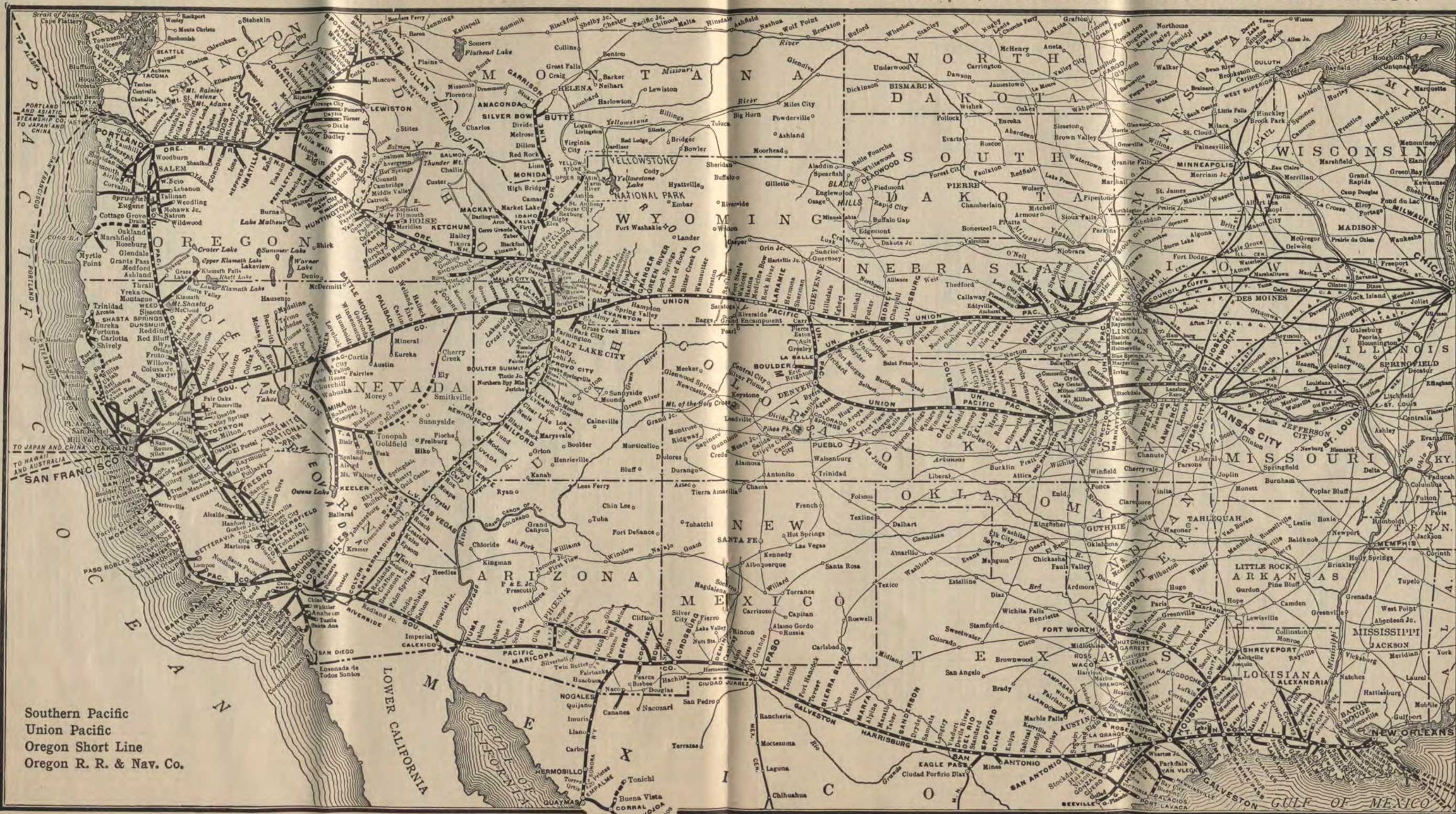
Table with columns for days, times, and stations. Includes routes for San Francisco, Alameda, Berkeley, Oakland, San Jose, Stockton, Sacramento, Clements, Valley Spring, Carbondale, Ione, via Niles.

SAN FRANCISCO, ALAMEDA, BERKELEY, OAKLAND, SAN RAMON, BYRON, STOCKTON, SACRAMENTO—Via Martinez.

Table with columns for days, times, and stations. Includes routes for San Francisco, Alameda, Berkeley, Oakland, San Ramon, Byron, Stockton, Sacramento via Martinez.

Light face figures A. M. Dark face figures P. M. * Daily. † Daily except Sunday. ‡ Sunday only. f Flag stop to receive and discharge passengers. s Stops to discharge passengers. b Stops on signal to receive passengers.

STUDY SAN FRANCISCO'S WONDERFUL REHABILITATION AT FIRST HAND—PLENTY OF ACCOMMODATIONS—25,000 ROOMS FOR VISITORS IN SAN FRANCISCO NOW



Southern Pacific
Union Pacific
Oregon Short Line
Oregon R. R. & Nav. Co.



COAST LINE—SAN FRANCISCO, OAKLAND, SAN JOSE AND LOS ANGELES VIA PASO ROBLES HOT SPRINGS AND SAN LUIS OBISPO.



ROAD OF A THOUSAND WONDERS

Table with columns for Elevation, Miles, Stations, and departure times for various routes including Coast Line, Road of a Thousand Wonders, and others.

Nos. 22 and 21. THE COASTER. Train 18. LOS ANGELES PASSENGER. Train 17. SAN FRANCISCO PASSENGER. Recreating Chair Cars: San Francisco and Los Angeles. Pullman Tourist Sleeper: San Francisco to Los Angeles. Dining Car: Meals a la carte. Pullman Standard Sleeper: San Francisco to Los Angeles. Pullman Parlor Car: San Francisco and Los Angeles.

Light face figures A. M. Dark face figures P. M. * Daily. † Daily except Sunday. ‡ Flag stop to receive or discharge passengers. § Stops to discharge passengers only. ¶ Via Niles. r Stops to let off passengers from points south of San Jose. Local Service San Francisco, San Jose, Salinas, see pages 47, 48. For Equipment Trains No. 10 and 9, see pages 11, 12, 13 and 14.



SAN FRANCISCO, ALAMEDA, BERKELEY, OAKLAND AND SAN JOSE VIA NILES OR NEWARK.



Table with columns for Stations and departure times for routes including San Francisco, Alameda, Berkeley, Oakland, and San Jose via Niles or Newark.

PENINSULA TRAIN SERVICE—COAST LINE

SAN FRANCISCO, SAN MATEO, REDWOOD, PALO ALTO, MOUNTAIN VIEW, SANTA CLARA, SAN JOSE, via CUT-OFF

Table with columns for Miles, Stations, and departure times for Peninsula Train Service routes including San Francisco, San Mateo, Redwood, Palo Alto, Mountain View, Santa Clara, and San Jose via Cut-off.

SAN JOSE, SANTA CLARA, MOUNTAIN VIEW, PALO ALTO, REDWOOD, SAN MATEO, SAN FRANCISCO, via CUT-OFF

Table with columns for Miles, Stations, and departure times for Peninsula Train Service routes including San Jose, Santa Clara, Mountain View, Palo Alto, Redwood, San Mateo, and San Francisco via Cut-off.

HORSESHOE via VALENCIA STREET

Table with columns for Miles, Stations, and departure times for Horseshoe via Valencia Street routes.

HORSESHOE via BAY SHORE CUT-OFF

Table with columns for Miles, Stations, and departure times for Horseshoe via Bay Shore Cut-off routes.

Light face figures A. M. Dark face figures P. M. * Daily. † Daily except Sunday. ‡ Sunday only. ¶ On Sundays Train 50 will stop at any station on flag. § Arrives or departs Depot on Alameda. † Flag stop to receive or discharge passengers. b Stop on signal to receive passengers. s Stop to discharge passengers.

SAN FRANCISCO, OAKLAND, SAN JOSE

AND

GILROY, HOLLISTER, WATSONVILLE, SANTA CRUZ, DEL MONTE, MONTEREY, PACIFIC GROVE, SALINAS



Main schedule table for San Francisco, Oakland, San Jose routes. Columns include time (Daily 18, 10, 30, 28, 24, 22, 32, Miles) and stations (San Francisco 3rd & T, San Bruno, San Mateo, Belmont, Redwood, Palo Alto, Mountain View, Santa Clara, San Jose, etc.).

PACIFIC GROVE TO SALINAS AND SANTA CRUZ.—SANTA CRUZ AND SALINAS TO PACIFIC GROVE.

Schedule table for Pacific Grove to Salinas and Santa Cruz routes. Columns include time and stations (Pacific Grove, Monterey, Del Monte, Castroville, Salinas, Castroville, etc.).

SAN FRANCISCO, SURF, LOMPOC.

Schedule table for San Francisco, Surf, Lompoc routes. Columns include time and stations (San Francisco, Surf, Lompoc).

SAN JUAN PACIFIC RY.

Schedule table for San Juan Pacific Ry. routes. Columns include time and stations (Chittenden, Canfield, Prescott, San Juan, San Juan June).

SAN FRANCISCO, ALAMEDA, BERKELEY, OAKLAND,

LOS GATOS, WRIGHT, LAUREL—BIG TREES, GLENWOOD, BOULDER CREEK, YOSEMITE VALLEY, STOCKTON, OAKDALE, ANGELS, TUOLUMNE



SAN FRANCISCO, OAKLAND, LOS GATOS, WRIGHT, LAUREL

Schedule table for San Francisco, Oakland, Los Gatos, Wright, Laurel routes. Columns include time and stations (San Francisco, Oakland, Los Gatos, Wright, Laurel, etc.).

SAN FRANCISCO TO LAUREL, VIA SANTA CLARA

Schedule table for San Francisco to Laurel via Santa Clara routes. Columns include time and stations (San Francisco, Santa Clara, Laurel, etc.).

SANTA CRUZ, FELTON, GLENWOOD

Schedule table for Santa Cruz, Felton, Glenwood routes. Columns include time and stations (Santa Cruz, Felton, Glenwood, etc.).

SANTA CRUZ, BROOKDALE, BOULDER CREEK

Schedule table for Santa Cruz, Brookdale, Boulder Creek routes. Columns include time and stations (Santa Cruz, Brookdale, Boulder Creek, etc.).

SANTA CRUZ, DAVENPORT

Schedule table for Santa Cruz, Davenport routes. Columns include time and stations (Santa Cruz, Davenport).

YOSEMITE VALLEY, VIA MERCED

Schedule table for Yosemite Valley via Merced routes. Columns include time and stations (San Francisco, Merced, Yosemite Valley, etc.).

YOSEMITE VALLEY R. R.

Schedule table for Yosemite Valley R.R. routes. Columns include time and stations (Merced, Snelling, Merced Falls, etc.).

STAGE—12 Miles. Leave El Portal, 7 30 a. m., Arrive Sentinel Hotel, Yosemite, 11 00 a. m. Leave Sentinel Hotel, Yosemite, 2 00 p. m., Arrive El Portal, 5 00 p. m.

SAN FRANCISCO, STOCKTON, OAKDALE, ANGELS, TUOLUMNE

Schedule table for San Francisco, Stockton, Oakdale, Angels, Tuolumne routes. Columns include time and stations (San Francisco, Stockton, Oakdale, Angels, Tuolumne, etc.).

STOCKTON, OAKDALE, MERCED

Schedule table for Stockton, Oakdale, Merced routes. Columns include time and stations (Stockton, Oakdale, Merced, etc.).

BAKERSFIELD AND OIL CITY

Schedule table for Bakersfield and Oil City routes. Columns include time and stations (Bakersfield, Oil City, etc.).

BAKERSFIELD AND MONARCH

Schedule table for Bakersfield and Monarch routes. Columns include time and stations (Bakersfield, Monarch, etc.).

BAKERSFIELD AND OLIG

Schedule table for Bakersfield and Olig routes. Columns include time and stations (Bakersfield, Olig, etc.).

Light face figures A. M. Dark face figures P. M. * Daily. † Daily except Sunday. ‡ Sunday only. § Via Niles. †† Flag stop to receive or discharge passengers. ‡‡ Stops on signal to receive passengers. ††† Stops to let off passengers from points south of San Jose.

Light face figures A. M. Dark face figures P. M. * Daily. † Daily except Sunday. ‡ Flag stop to receive or discharge passengers. § Daily except Monday.



SAN JOAQUIN VALLEY LINES. SAN FRANCISCO, OAKLAND, SACRAMENTO, STOCKTON AND FRESNO, BAKERSFIELD, LOS ANGELES.



Table with columns for Stations, Miles, and Daily/Weekly schedules. Includes routes to Los Angeles, Fresno, Bakersfield, and Sacramento.

Train 8: VALLEY EXPRESS. Reclining Chair Cars: San Francisco to Los Angeles. Pullman Tourist Sleepers: San Francisco to Los Angeles, daily.

Train 7: VALLEY EXPRESS (Continued). Dining Car: Meals a la carte. Bakersfield to Merced. Pullman Standard Sleepers: Los Angeles to Bakersfield and Los Angeles to San Francisco.

Train 84-108 and 107-83: BAKERSFIELD PASSENGER. Reclining Chair Cars: San Francisco and Bakersfield. Pullman Standard Car: San Francisco and Los Angeles.

Light face figures A. M. Dark face figures P. M. Flag stop to receive or discharge passengers. Stops to discharge passengers. Stops on signal to receive passengers. Meals



SAN FRANCISCO, ALAMEDA, BERKELEY, OAKLAND, SAN JOSE HANFORD, VISALIA, PORTERVILLE, TULARE, BAKERSFIELD, LOS ANGELES, SACRAMENTO AND SAN JOAQUIN VALLEYS AND COAST LINE RESORTS



Table with columns for Stations, Miles, and Daily/Weekly schedules. Includes routes to Los Angeles, Fresno, Bakersfield, Sacramento, and various coastal resorts.

Table with columns for Fresno, Visalia, Porterville, Bakersfield, Hanford, Alameda, Fresno, Sanger, Visalia, Fresno, Clovis, Pollasky.

Light face figures A. M. Dark face figures P. M. Daily. Daily except Sunday. Wednesday only. Flag stop to receive or discharge passengers.



LOS ANGELES, PASADENA, COVINA, POMONA, ONTARIO, COLTON, SAN BERNARDINO, RIVERSIDE, REDLANDS, CRAFTON



Table of train schedules for routes between Los Angeles, Pasadena, Covina, Pomona, Ontario, Colton, San Bernardino, Riverside, Redlands, and Crafton. Includes columns for miles, stations, and departure/arrival times.

BETWEEN REDLANDS AND SAN BERNARDINO.

FOR A TRIP THROUGH THE ORANGE GROVES TAKE "THE INSIDE TRACK" FLYER. From Los Angeles Daily at 8.55 A.M.

Table of train schedules for routes: LOS ANGELES TO PASADENA, PASADENA TO LOS ANGELES, RIVERSIDE TO COLTON AND SAN BERNARDINO, SAN BERNARDINO TO COLTON AND RIVERSIDE, IMPERIAL, TECOLOTE.

Light face figures A. M. Dark face figures P. M. *—Daily, †—Daily, except Sunday, ‡—Sunday only, a—Wednesdays only, f—Flag stop to receive or discharge passengers.



SUNSET ROUTE—LOS ANGELES AND EL PASO AND NEW ORLEANS



Table of train schedules for routes: LOS ANGELES TO EL PASO AND NEW ORLEANS, EL PASO TO LOS ANGELES AND NEW ORLEANS, NEW ORLEANS TO EL PASO AND LOS ANGELES. Includes columns for miles, stations, and departure/arrival times.

Train 8: EL PASO EXPRESS. Reclining Chair Cars: Los Angeles to El Paso. Pullman Tourist Sleepers: Los Angeles to El Paso. Los Angeles, Wednesday and Saturday to St. Louis via T. & P., St. L. I. M. & S. Pullman Standard Sleeper: Los Angeles to St. Louis via T. & P., St. L. I. M. & S. (Broiler Buffet). Phoenix to Tucson, via M. & P. & S. R. V. R. R.

Light face figures A. M. Dark face figures P. M. f Flag stop to receive or discharge passengers. —Below sea level. P. T.—Pacific Time. C. T.—Central Time.



SUNSET ROUTE CONNECTIONS

EAST OF YUMA



TUCSON, BENSON, NOGALES, GUAYMAS.

Table with columns: Mixed 38-4, Tucson-Guaymas 10-12-2 Daily, Miles, SONORA RAILWAY, Elevation Feet, Guaymas-Tucson 1-11-9 Daily, Mixed 3-5-37. Lists stations from San Francisco to Guaymas.

SONORA RAILWAY

No. 8

AT RED ROCK, ARIZ. (See pages 45, 46)

Table for Red Rock, AZ, Arizona Southern Ry. with columns for time and station.

AT BENSON, ARIZ. (See pages 45, 46)

Table for Benson, AZ, Cananea, Yaqui River and Pacific Ry. with columns for time and station.

El Paso and Southwestern R. R.

Table for El Paso and Southwestern R. R. with columns for time and station.

Nacozari Ry.

Table for Nacozari Ry. with columns for time and station.

AT COCHISE, ARIZ. (See pages 45, 46)

Table for Cochise, AZ, Arizona and Colorado R. R. with columns for time and station.

AT BOWIE, ARIZ. (See pages 45, 46)

Table for Bowie, AZ, Gila Valley, Globe and Northern R. R. with columns for time and station.

AT LORDSBURG, N. M. (See pages 45, 46)

Table for Lordsburg, N.M., Lordsburg & Hachita and Arizona & New Mexico Rys. with columns for time and station.

Morenci Southern Ry.

Table for Morenci Southern Ry. with columns for time and station.

AT EL PASO, TEXAS. (See pages 45, 46)

Table for El Paso, TX, Mexican Central Ry. with columns for time and station.

Texas and Pacific Ry.

Table for Texas and Pacific Ry. with columns for time and station.

Chicago, Rock Island and Pacific Ry.

Table for Chicago, Rock Island and Pacific Ry. with columns for time and station.

AT EMPALME, MEX.

Table for Empalme, Mex., Cananea, Yaqui River and Pacific R. R. with columns for time and station.

Buena Vista Branch.

Table for Buena Vista Branch with columns for time and station.

AT MARICOPA, ARIZ. (See pages 45, 46)

Table for Maricopa, AZ, Maricopa and Phoenix and Salt River Valley R. R. with columns for time and station.

Phoenix and Eastern R. R.

Table for Phoenix and Eastern R. R. with columns for time and station.

AT TUCSON, ARIZ. (See pages 45, 46)

Table for Tucson, AZ, Twin Buttes R. R. with columns for time and station.

Light face figures A. M. Dark face figures P. M. * Daily. † Daily except Sunday. ‡ Sunday only. † Flag stop to receive or discharge passengers.



SHASTA ROUTE--SAN FRANCISCO, OAKLAND, SACRAMENTO

AND

SHASTA SPRINGS, EUGENE, SALEM, PORTLAND



SAN FRANCISCO, SACRAMENTO, RED BLUFF, SISSON.

Main table for Shasta Route with columns: 16 Daily, 14 Daily, 4-32 Daily, 20-36 Daily, 20-12 Daily, Miles, STATIONS, Elevation, 15 Daily, 13 Daily, 35-19 Daily, 11-19 Daily, 31 Daily, READ DOWN, READ UP. Lists stations from San Francisco to Portland.

Light face figures A. M. Dark face figures P. M. b Stops on signal to receive passengers. s Stops to discharge passengers. † Meals.



SHASTA ROUTE CONNECTIONS

OREGON LINES BRANCHES



WEED, GRASS LAKE, BRAY

* 2 20	0	Lv. San Francisco	Ar.	11 28	
5 05	90	Lv. Sacramento	Ar.	10 55	
4 41	350	Ar. Weed	Lv.	7 50	
6 30	0	Lv. Weed	Ar.	6 30	
8 15	21	Ar. Swanston	Lv.	3 50	
8 40	25	Ar. Grass Lake	Lv.	3 30	
8 55	29	Ar. Erickson	Lv.	3 05	
9 10	33	Ar. Penoyar	Lv.	2 50	
9 30	38	Ar. Bray	Lv.	* 2 30	

SACRAMENTO, FAIR OAKS, FOLSOM, PLACERVILLE

* 3 25	7 00	Lv. Sacramento	Ar.	9 55	5 00
3 48	7 25	Lv. Brighton	Lv.	9 39	4 35
4 15	7 58	Ar. Fair Oaks Jetn	Lv.	9 08	3 52
4 20	8 08	Ar. Fair Oaks	Lv.	8 58	3 43
4 22	8 15	Lv. Fair Oaks	Ar.	8 53	3 35
4 30	8 23	Lv. Fair Oaks Junction	Lv.	8 43	3 26
4 43	8 50	Ar. Folsom	Lv.	8 25	3 00
5 24	9 53	Ar. Lathrop	Lv.	7 49	2 00
5 56	10 40	Ar. Shingle Springs	Lv.	7 21	1 25
6 12	11 10	Ar. El Dorado	Lv.	7 07	1 05
6 20	11 25	Ar. Diamond Springs	Lv.	7 00	12 55
6 30	11 40	Ar. Placerville	Lv.	* 6 50	12 40

PLACERVILLE AND LAKE TAHOE RY.

† 4 30	0	Lv. Placerville	Ar.	2 00	
5 00	8	Ar. Camino	Lv.	† 1 00	

SAN FRANCISCO, WYO., HAMILTON

* 7 00	0	Lv. San Francisco	Ar.	7 28	
1 45	151	Ar. Willows	Lv.	12 50	
5 00	0	Lv. Willows	Ar.	12 15	
5 17	6	Ar. Germantown	Lv.	11 58	
5 35	15	Ar. Orland	Lv.	11 40	
5 40	17	Ar. Wyo	Lv.	11 30	
† 5 55	22	Ar. Modra	Lv.	(11 15)	
6 10	28	Ar. Hamilton	Lv.	11 00	

SAN FRANCISCO, SACRAMENTO, FRUTO

* 8 00	0	Lv. San Francisco	Ar.	11 28	
10 55	90	Lv. Sacramento	Ar.	10 55	
2 00	149	Ar. Willows	Lv.	4 40	
† 2 20	151	Ar. Kurand	Lv.	† 4 20	
† 2 35	159	Ar. Millsholm	Lv.	† 4 05	
† 2 50	163	Ar. Athens	Lv.	† 3 50	
3 10	166	Ar. Fruto	Lv.	* 3 30	

AT COLUSA JUNCTION, CAL. (See Pages 35, 36)
Colusa and Lake R. R.

* 8 00	0	Lv. Sites	Ar.	5 45	12 35	5 05				
† 7 55	† 4 45	† 9 20	† 6 05	12	Ar. Colusa Junction	Lv.	4 15	† 7 30		
8 25	2 15	9 50	6 35	22	Ar. Colusa	Lv.	* 5 15	* 12 05	* 3 30	* 7 00

AT CHICO, CAL. (See Pages 35, 36)
Butte County R. R.

* 7 30	0	Lv. Chico	Ar.	5 30	
7 35	1	Lv. Barber	Lv.	9 30	5 24
8 25	14	Lv. Paradise	Lv.	8 15	4 42
8 45	19	Lv. Magalia	Lv.	7 37	4 22
9 45	21	Ar. Stirling City	Lv.	† 6 15	* 3 30

AT KESWICK, CAL. (See Pages 35, 36)
Iron Mountain Railway

* 1 30	0	Lv. Keswick	Ar.	10 00	
3 00	16	Ar. Iron Mountain	Lv.	* 8 15	

AT SISSON, CAL. (See Pages 35, 36)
McCloud River R. R.

* 1 00	* 6 45	0	Lv. Sisson	Ar.	10 50	5 05	
1 41	7 26	10	Lv. Pierce	Lv.	10 05	4 20	
† 2 15	8 10	18	Lv. McCloud	Lv.	9 25	* 3 40	4 50
8 00	8 31	22	Lv. Esperanza	Lv.	* 8 38		4 14
8 50		37	Ar. Bartle	Lv.			* 3 30

AT MONTAGUE, CAL. (See Pages 35, 36)
Yreka R. R.

* 3 35	* 12 55	0	Lv. Montague	Ar.	11 55	3 05
4 00	1 20	8	Ar. Yreka	Lv.	* 11 30	* 2 40

AT THRALL, CAL. (See Pages 35, 36)
Klamath Lake R. R.

* 3 00	0	Lv. Thrall	Ar.	8 20	
4 07	13	Ar. Klamath Springs	Lv.	7 05	
5 05	24	Ar. Pokegama	Lv.	* 6 00	

AT MEDFORD, ORE. (See Pages 35, 36)
Rogue River Valley Co.

* 5 20	* 10 40	0	Lv. Medford	Ar.	9 15	4 15
5 50	11 00	6	Ar. Jacksonville	Lv.	* 8 45	* 3 45

Pacific & Eastern Ry.

* 4 00	* 8 00	0	Lv. Medford	Ar.	9 45	6 00
4 45	8 45	12	Ar. Eagle Point	Lv.	* 9 00	* 5 15

AT COTTAGE GROVE, ORE. (See Pages 35, 36)
Oregon and Southeastern R. R.

2 30	† 7 30	0	Lv. Cottage Grove	Ar.	11 10	5 15
3 55	9 15	16	Ar. Wildwood	Lv.	† 9 30	4 00

AT DRAIN, ORE. Connecting Road Drain to Marshfield under Construction
Stage leaves Roseburg 6:00 A. M. daily arrives Marshfield 9:30 P. M. Returning leave Marshfield 6:00 A. M. arrive Roseburg 9:30 P. M.
Stage leaves Drain 5:30 A. M. daily, except Sunday, arrive Marshfield 96 miles about 11:00 P. M.; time varies according to tide. Leave Marshfield 5:30 A. M., arrive Drain 4:00 P. M.

COOS BAY LINE—The Steamship Breakwater leaves Portland Wednesday at 8 P. M. for Empire, North Bend and Marshfield. Passenger fare, first-class, \$10; second-class \$7, including berth and meals.

COOS BAY, ROSEBURG AND EASTERN R. R.

† 8 00	0	Lv. Marshfield	Ar.	12 15	
9 15	18	Lv. Coquille	Lv.	11 00	
9 45	28	Ar. Myrtle Point	Lv.	† 10 00	

AT ALBANY, ORE. (See Pages 35, 36)
Corvallis and Eastern R. R.

† 7 30	0	Lv. Albany	Ar.	5 55	
10 36	36	Lv. Mill City	Lv.	3 07	
12 30	55	Ar. Detroit	Lv.	† 1 00	
† 12 20	9	Lv. Albany	Ar.	11 40	
1 02	12	Ar. Corvallis	Lv.	11 00	
5 11	74	Ar. Toledo	Lv.	6 51	
5 45	83	Ar. Yaquina	Lv.	† 6 20	

AT DALLAS, ORE. (See Pages 35, 36)
Salem, Falls City and Western R. R.

* 3 00	* 7 15	0	Lv. Dallas	Ar.	11 50	5 15
3 40	7 55	10	Ar. Falls City	Lv.	* 11 00	* 4 30

OREGON LINES—PORTLAND, FOREST GROVE, CORVALLIS

5 40	* 4 10	* 11 00	* 7 00	Lv. Portland	Ar.	8 00	10 30	2 50	6 35
6 21	4 59	11 44	7 45	Lv. Beaverton	Lv.	7 13	9 38	2 05	5 40
6 25	5 03	11 47	7 49	Lv. St. Marys	Lv.	7 09	9 32	2 02	5 34
6 34	5 11	11 55	7 59	Lv. Reedville	Lv.	7 01	9 23	1 55	5 24
6 47	5 26	12 07	8 16	Lv. Hillsboro	Lv.	6 51	9 03	1 42	5 08
6 55	5 34	12 15	8 26	Lv. Cornelius	Lv.	6 44	8 56	* 1 34	4 51
7 00	5 40	12 20	8 34	Lv. Forest Grove	Lv.	* 6 40	8 50	* 1 30	4 44
	5 44		8 40	Lv. Dilley	Lv.		8 40		4 31
	5 52		8 52	Lv. Gaston	Lv.		8 32		4 20
	6 09		9 11	Lv. North Yamhill	Lv.		8 15		3 58
	6 18		9 22	Lv. Carlton	Lv.		8 06		3 48
	6 28		9 36	Lv. St. Joseph	Lv.		7 56		3 35
	6 36		9 44	Lv. McMinnville	Lv.		7 49		3 27
	6 45		9 54	Ar. Whiteson	Lv.		7 40		3 15
			10 00	Ar. Amity	Lv.				3 05
			10 44	Lv. Independence	Lv.				2 20
			11 30	Ar. Corvallis	Lv.				* 1 30
6 50				Lv. Whiteson	Ar.		7 35		
7 11				Lv. Sheridan June	Lv.		7 18		
7 30				Ar. Sheridan	Lv.		* 7 00		

SCHEDULE OF O. R. & N. CO.'S STEAMERS

Columbia River Division.—Portland and Astoria, Oregon.—Leave Portland daily, except Sunday, at 8.00 P. M., Saturdays, at 10.00 P. M., connecting with steamer *Nahcotta* for Ilwaco and I. R. & N. Co. points. Returning, leaves Astoria daily, except Sunday, at 7.00 A. M.

Yamhill River Route.—Portland and Dayton, Oregon.—(Water permitting) Steamers leave Portland daily, except Sunday, at 7.00 A. M. Returning, steamers leave Dayton daily, except Sunday, at 5.30 A. M.

Snake River Route.—Riparia, Washington and Lewiston, Idaho.—Steamers leave Riparia daily, except Saturday. Steamers leave Lewiston daily, except Friday, at 7.00 A. M.


Ilwaco and North Beach.—Steamer *Nahcotta* leaves Astoria on tide every morning, except Sunday, for Ilwaco, connecting there with trains for North Beach points, Nahcotta and Shoalwater Bay points. Returning, steamer leaves South Bend daily, except Sunday, connecting with I. R. & N. Co. trains for North Beach points, and steamer leaves Ilwaco every afternoon, arriving at Astoria same evening.

Light face figures A. M. Dark face figures P. M. * Daily. † Daily except Sunday. ‡ Sunday only. † Flag stop to receive or discharge passengers. § Tuesday, Thursday, Saturday.

PACIFIC MAIL STEAMSHIP COMPANY

OCCIDENTAL AND ORIENTAL STEAMSHIP COMPANY

HAWAII
JAPAN
CHINA
PHILIPPINES



TOYO-KISEN KAISHA
PANAMA CENTRAL AMERICAN PORTS

FLEET

Mongolia	27,000 tons
Manchuria	27,000 tons
Korea	18,000 tons
Siberia	18,000 tons
China	10,200 tons

FLEET

Asia	9,500 tons
Persia	9,000 tons
America	11,000 tons
Hong Kong	11,000 tons
Nippon	11,000 tons
Maru	11,000 tons

A. G. D. KERRELL, General Passenger Agent, Flood Building, San Francisco, Cal.

SAN FRANCISCO AND PORTLAND S. S. CO.
Elegantly equipped steamships. All the latest appliances for comfort and safety. Address A. G. D. KERRELL, Gen. Pass. Agent, Flood Building, San Francisco, Cal.


ROUND THE WORLD JOURNEYS
The most interesting and delightful route between the Orient, America and Europe is via San Francisco. Address T. D. McKay, Queen's Bldg., Hong Kong, China.

SOUTHERN PACIFIC ATLANTIC S. S. LINES

NEW YORK-NEW ORLEANS LINE

1800 Miles Trip—5 Days on the Deep.

Largest American Coastwise Vessels



FLEET

Antilles	10,000 tons
Creole	10,000 tons
Momus	10,000 tons
Comus	5,000 tons
Proteus	5,000 tons

Turbine Seventeen Knots

Leave New Orleans for New York, Wednesdays and Saturdays, 10:00 A. M.

First Cabin, \$35.00; Second Cabin, \$27.50; Steerage, \$20.00—including Berths and Meals. The exclusive use of a stateroom can be secured on payment of an extra fare. L. H. Nutting, General Passenger Agent, New York, N. Y.—F. E. Batturs, Southern Passenger Agent, New Orleans, La.

NEW ORLEANS-HAVANA LINE

Sailing every 5 days from New Orleans and Havana. Forty Hours from Port to Port.

First Cabin	Either Way	\$25.00	Rates Include Meals and Berth.
Round Trip		45.00	
Second Cabin	Either Way	19.50	
Steerage	Either Way	12.50	

F. E. Batturs, General Passenger Agent, New Orleans, La.—Gabe Filieul, Traveling Passenger Agent, New Orleans, La.