



SEPTEMBER 24, 1950 TO
DECEMBER 31, 1950

TRAVELER'S
EDITION

SEPTEMBER 24, 1950 TO
DECEMBER 31, 1950

TRAVELER'S
EDITION



**TIME SCHEDULES
OF PRINCIPAL TRAINS**

The Atchison, Topeka and Santa Fe Railway System

**TIME SCHEDULES
OF PRINCIPAL TRAINS**

The Atchison, Topeka and Santa Fe Railway System

California Limited.....	10 and 11
Chicagoan-Kansas Cityan.....	18
Chicago-Texas Trains 3-5 and 6-4.....	19
Chief.....	2 and 3
Clovis-Carlsbad Service.....	23
Colorado-California Service.....	21
Dallas-Clovis Service.....	24
Dallas-San Angelo Service.....	24
Description of equipment.....	25 and 26
El Capitan.....	4 and 5
El Paso-Albuquerque Service.....	23
Houston-San Angelo Service.....	24
Kansas City Chief.....	13
Kansas City-Colorado Service.....	21
Kansas City-Oklahoma City Service.....	24
Kansas City-Tulsa Service.....	20
Los Angeles-San Diego Service.....	22 and 23
Los Angeles-San Francisco Service.....	22 and 23
Map of Santa Fe System.....	16 and 17
New Orleans-Houston-California Service.....	14 and 15
Oklahoma City-Colorado Service.....	21
Phoenix-Los Angeles Service.....	22
Rail Fares and Pullman Rates.....	27, 28, 29, 30, 31 and 32
Santa Fe Traffic Offices.....	33
Scout.....	12
Super Chief.....	1
Texas Chief.....	13
The Grand Canyon (Southern Section-Via Amarillo).....	6 and 7
The Grand Canyon (Northern Section-Via La Junta).....	8 and 9

SPECIAL SERVICES

for Santa Fe Patrons

LONG BEACH. Trainside motor coach connections are made with Santa Fe transcontinental trains at Pasadena, and Fullerton, California, providing interstate passengers and their baggage with direct service to and from Long Beach, California, at no extra charge.

RAIL-AUTO SERVICE. At certain cities, this convenient travel plan offers Santa Fe patrons the exclusive use of a new automobile at reasonable charge during their stay in those cities.

TRANSFER SERVICE AT CHICAGO. Passengers holding tickets through Chicago and having more than three hours between trains, may deliver their hand luggage to the Parmelee desk at incoming depots for delivery to the parcel checking rooms of the outgoing depots at the cost of only the usual parcel checking fees. The Parmelee transfer coupon—included as part of your through ticket—also entitles you to transfer service in Parmelee Coaches from your incoming depot to your outgoing depot, or to any hotel or other destination in downtown Chicago.

TRAVEL CARD. Holders of these Travel Cards can charge their Santa Fe tickets at the time of purchase for payment on the first of each month. To secure an application blank for a Travel Card, write to Rail Travel Credit Agency, 436 Union Station, Chicago 6, Illinois.

NOT RESPONSIBLE. The Archison, Topeka & Santa Fe Railway System will not be responsible for errors in these time tables nor for inconvenience or damage resulting from delayed trains, or failure to make connections. Schedules herein are subject to change without notice.

Super CHIEF

39 3/4 Hours — Chicago and Los Angeles
Daily All-Private-Room Streamliner, Extra fare

WESTBOUND—No. 17

EASTBOUND—No. 18

Altitude	Mls.	Read Down	Time	Altitude	Mls.	Read Down	Time
593	0	Lv CHICAGO (CST) Ill.	7:00PM	13	...	Leave San Diego Tr. 77	
	11	.. Cross Des Plaines River...	7:18PM		3.15 pm. Ar. Los Angeles		
	24	.. Cross Des Plaines River...	7:31PM		Union Station 6:00 pm		
	52	.. Cross Kankakee River...	7:57PM	318	0	Lv LOS ANGELES Cal.	8:00PM
	92	.. Cross Vermilion River...	8:30PM		2	.. Cross Los Angeles River...	8:05PM
	128	.. Cross Illinois River...	8:08PM	35	...	Long Beach passengers	
	163	.. Cross Spoon River...	9:36PM		...	leave at 5.15 pm, via	
	177	Lv GALESBURG Ill.	*9:55PM	830	9	Lv PASADENA Cal.	8:30PM
	231	.. Cross Mississippi River...	10:48PM		21	.. Cross San Gabriel River...	8:50PM
	251	Lv SHOPTON Ia.	11:00PM	1077	60	Lv SAN BERNARDINO	9:40PM
	234	.. Cross Des Moines River...	11:15PM	3822	87	.. Cross Cajon Pass...	
	424	.. Cross Missouri River...	1:47AM	108 Cross Mojave River...	10:58PM
	781	Ar KANSAS CITY Mo.	2:25AM	2105	142	Ar BARSTOW Cal.	11:30PM
	781	Lv KANSAS CITY Mo.	2:35AM	8	...	San Francisco passengers	
	1445	Lv NEWTON Kan.	5:35AM		...	use Train 4, Lv. 9:00 am,	
	670	.. Cross Arkansas River...	6:10AM		...	Oakland 9:25 am, Fresno	
	750	.. Cross Arkansas River...	7:14AM		...	3.10 pm. Bakersfield 6:05	
		At Dodge City turn		2105	142	Lv BARSTOW Cal.	11:35PM
		watches BACK one hour.		476	308	Ar NEEDLES (PST) Cal.	12:05AM
	2486	Lv DODGE CITY (MST) Kan.	16:56AM		...	Leaving Needles turn	
	916	.. Cross Arkansas River...	8:38AM		...	watches AHEAD one hour...	
	970	.. Cross Purgatoire River...	9:18AM	320 Cross Colorado River...	3:25AM
	4045	Lv LA JUNTA Colo.	9:47AM	5242	457	Lv SELIGMAN (MST) Ariz.	16:09AM
		Views of Rocky Mts.		7313	536	.. Cross Arizona Divide...	7:55AM
		Cross Colorado-New Mex-			574	.. Cross Canyon Diablo...	8:35AM
		ico boundary through		4843	601	Lv WINSLOW Ariz.	19:05AM
		Raton Tunnel, one-half			604	.. Cross Little Colorado River...	9:12AM
		mile long and highest			729	Lv GALLUP N. Mex.	10:52AM
		point on the Santa Fe.	11:37AM	6506	727	.. Cross Continental Divide...	11:22AM
	6666	Lv RATON N. Mex.	11:20PM	7247	758	.. Cross Rio Puerco...	12:55PM
	6392	Lv LAS VEGAS N. Mex.	11:53PM	854 Cross Rio Grande...	1:11PM
	1206	.. Cross Gallinas River...	1:55PM	879	...	Ar ALBUQUERQUE N. Mex.	1:25PM
	1235	.. Cross Pecos River...	2:35PM	4934	889	Lv ALBUQUERQUE N. Mex.	1:35PM
	6457	Ar LAMY N. Mex.	3:40PM	4934	889	Ar LAMY N. Mex.	2:35PM
		Leave Lamy 3.45 pm via		6457	956	Leave Lamy 2.40 pm via	
		bus. Ar. Santa Fe 4.20 pm.				bus Ar. Santa Fe 3.15 pm	
		Leave Santa Fe via bus				Leave Santa Fe 1.25 pm	
		2.40pm. Ar. Lamy 3.25pm.				via bus Ar. Lamy 2.10 pm.	
	6457	Lv LAMY N. Mex.	3:40PM	6457	956	Lv LAMY N. Mex.	2:35PM
	4934	Ar ALBUQUERQUE N. Mex.	4:55PM	991 Cross Pecos River...	3:28PM
	4934	Lv ALBUQUERQUE N. Mex.	5:05PM	1020 Cross Gallinas River...	4:14PM
	1347	.. Cross Rio Grande...	5:17PM	6392	1021	Lv LAS VEGAS N. Mex.	14:18PM
	1372	.. Cross Rio Puerco...	5:40PM			Views of Rocky Mountains,	
	7247	.. Cross Continental Divide...	7:13PM	6666	1131	Lv RATON N. Mex.	16:02PM
	6506	Lv GALLUP N. Mex.	17:32PM	7622	1138	Cross New Mexico-Colo-	
	1622	.. Cross Little Colorado River...	9:15PM			rado boundary through	
	4843	Lv WINSLOW Ariz.	19:22PM			Raton Tunnel one-half	
	1651	.. Cross Canyon Diablo...	9:53PM			mile long and highest point	
	7313	.. Cross Arizona Divide...	10:41PM			on the Santa Fe.	6:23PM
	5242	Lv SELIGMAN Ariz.	11:23AM	4045	1235	Lv LA JUNTA Colo.	8:30PM
	1904	.. Cross Colorado River...	8:45AM		1256	.. Cross Purgatoire River...	8:46PM
		Arriving Needles turn			1310	.. Cross Arkansas River...	9:28PM
		watches BACK one hour.				At Dodge City turn	
	476	Lv NEEDLES (PST) Cal.	12:05AM	2485	1437	Lv DODGE CITY (CST) Kan.	11:21AM
	2105	Ar BARSTOW Cal.	4:55AM		1476	.. Cross Arkansas River...	12:51AM
	8	San Francisco passengers			1556	.. Cross Arkansas River...	1:50AM
		transfer to Train 23-61, Lv.			1445	Lv NEWTON Kan.	2:35AM
		Barstow 6.20 am, Ar. Bakers-			781	Ar KANSAS CITY Mo.	5:35AM
		field 10.50 am, Fresno			781	Lv KANSAS CITY Mo.	5:50AM
		1.05 pm, Oakland 5.00 pm,			1802	.. Cross Missouri River...	6:22AM
		San Francisco 5.25 pm.			1976	.. Cross Des Moines River...	9:05AM
	2105	Lv BARSTOW Cal.	5:05AM	521	1992	Lv SHOPTON Ia.	9:35AM
	2117	.. Cross Mojave River...	6:39AM	1995 Cross Mississippi River...	9:41AM
	3822	.. Cross Cajon Pass...		755	2049	Lv GALESBURG Ill.	*10:00AM
	1077	Lv SAN BERNARDINO	7:03AM	2063 Cross Spoon River...	10:45AM
	2202	.. Cross San Gabriel River...	7:46AM	2098 Cross Illinois River...	11:18AM
	830	Ar PASADENA Cal.	8:12AM	2135 Cross Vermilion River...	11:50AM
	35	Long Beach passengers				.. Cross Kankakee River...	12:31PM
		take Motor Coach at Pas-				.. Cross Des Plaines River...	1:05PM
		adena. Ar. 9.35 am.				.. Cross Des Plaines River...	1:20PM
		.. Cross Los Angeles River...	8:40AM			Ar CHICAGO (CST) Ill.	1:45PM
	318	Ar LOS ANGELES Cal.	8:45AM				
	13	San Diego passengers Lv.					
		Los Ang. Tr. 74, 11.30 am.					
		Ar. San Diego 2.15 pm.					

* Stops to receive or discharge passengers for or from scheduled stops in California.
† Operating stop only. ☞ Indicates Rail-Auto Service available.

The CHIEF

Train 19, Westbound, New York, Washington,
Chicago, Phoenix, California
Daily All-Pullman Streamliner, Extra Fare

Altitude	Mls.	Read Down	Altitude	Mls.	Read Down
		<i>N.Y.C. 20th Century</i>			
55	0	Lv NEW YORK (EST).....	7421	1260	Lv GLORIETA.....N.Mex. *1235PM
593	961	Ar CHICAGO (CST).....			*Stops only to discharge passengers from scheduled stops Chicago to Kansas City; or receive passengers for scheduled stops Barstow to Los Angeles.
		<i>P.R.R. Broadway Limited</i>			
55	0	Lv NEW YORK (EST).....	6457	1270	Ar LAMY.....N.Mex. 1.00PM
100	86	Lv N. PHILADELPHIA.....	6986	1288	For Santa Fe, N. M., and Land of Pueblos, take motor coach at Lamy. Ar. Santa Fe 1.40 pm.
745	439	Lv PITTSBURGH (EST).....			Lv. Santa Fe 12.01 pm via motor coach to connect with The Chief at Lamy.
593	908	Ar CHICAGO (CST).....			Lv LAMY.....N.Mex. 1.00PM
		<i>B. & O. Capitol Limited</i>			Ar ALBUQUERQUE.....N.M. 2.20PM
25	0	Lv WASHINGTON (EST).....	6457	1270	Lv ALBUQUERQUE.....N.M. 2.30PM
745	296	Lv PITTSBURGH (EST).....	4934	1337	Ar ALBUQUERQUE.....N.M. 2.41PM
593	768	Ar CHICAGO (CST).....	4934	1337	Ar ALBUQUERQUE.....N.M. 2.41PM
		<i>The Chief</i>			Ar ALBUQUERQUE.....N.M. 2.41PM
593	0	Lv CHICAGO (CST).....	7247	1469	Ar SAN BERNARDINO..... 2.15PM
11	11	Ar CROSS DES PLAINES RIVER..... 2.01PM	6506	1497	Lv SAN BERNARDINO..... 2.18PM
24	24	Ar CROSS DES PLAINES RIVER..... 2.01PM	6506	1497	Ar SAN BERNARDINO..... 2.18PM
549	38	Lv JOLIET..... 2.20PM	6506	1497	Ar SAN BERNARDINO..... 2.18PM
52	52	Ar CROSS KANKAKEE RIVER..... 2.33PM	6506	1497	Ar SAN BERNARDINO..... 2.18PM
625	90	Lv STREATOR..... 3.10PM	1510	1510	Ar SAN BERNARDINO..... 2.18PM
92	92	Ar CROSS VERMILION RIVER..... 3.19PM	1622	1622	Ar SAN BERNARDINO..... 2.18PM
128	128	Ar CROSS ILLINOIS RIVER..... 3.49PM	4843	1625	Ar SAN BERNARDINO..... 2.18PM
515	130	Lv CHILLICOTHE..... 3.50PM	4843	1625	Ar SAN BERNARDINO..... 2.18PM
163	163	Ar CROSS SPOON RIVER..... 4.21PM	1651	1651	Ar SAN BERNARDINO..... 2.18PM
755	177	Lv GALESBURG..... 4.35PM	6902	1683	Ar SAN BERNARDINO..... 2.18PM
231	231	Ar CROSS MISSISSIPPI RIVER..... 5.20PM			Ar SAN BERNARDINO..... 2.18PM
523	232	Lv FT. MADISON..... 5.30PM			Ar SAN BERNARDINO..... 2.18PM
521	234	Lv SHOPTON..... 5.40PM			Ar SAN BERNARDINO..... 2.18PM
251	251	Ar CROSS DES MOINES RIVER..... 6.00PM			Ar SAN BERNARDINO..... 2.18PM
268	268	Ar CROSS WYACONDA RIVER..... 6.17PM			Ar SAN BERNARDINO..... 2.18PM
279	279	Ar CROSS N. FABIAN RIVER..... 6.33PM			Ar SAN BERNARDINO..... 2.18PM
913	312	Lv LA PLATA..... 7.10PM	7313	1690	Ar SAN BERNARDINO..... 2.18PM
323	323	Ar CROSS CHARLTON RIVER..... 7.21PM	6748	1717	Ar SAN BERNARDINO..... 2.18PM
857	346	Lv MARCELINE..... 7.50PM	5128	1740	Ar SAN BERNARDINO..... 2.18PM
369	369	Ar CROSS GRAND RIVER..... 8.13PM	1934	1934	Ar SAN BERNARDINO..... 2.18PM
424	424	Ar CROSS MISSOURI RIVER..... 8.01PM			Ar SAN BERNARDINO..... 2.18PM
781	450	Ar KANSAS CITY..... 9.50PM	5128	1740	Ar SAN BERNARDINO..... 2.18PM
781	450	Ar KANSAS CITY..... 10.15PM	5242	1767	Ar SAN BERNARDINO..... 2.18PM
1138	562	Lv EMPORIA..... *1215AM	3335	1855	Ar SAN BERNARDINO..... 2.18PM
1445	635	Ar NEWTON..... 1.35AM			Ar SAN BERNARDINO..... 2.18PM
1445	635	Ar NEWTON..... 1.45AM			Ar SAN BERNARDINO..... 2.18PM
1530	668	Lv HUTCHINSON..... 2.18AM			Ar SAN BERNARDINO..... 2.18PM
670	670	Ar CROSS ARKANSAS RIVER..... 2.20AM			Ar SAN BERNARDINO..... 2.18PM
750	750	Ar CROSS ARKANSAS RIVER..... 3.44AM			Ar SAN BERNARDINO..... 2.18PM
2486	789	Ar DODGE CITY (CST) Kan. 4.15AM	476	1916	Ar SAN BERNARDINO..... 2.18PM
		At Dodge City turn watches BACK one hour.	476	1916	Ar SAN BERNARDINO..... 2.18PM
2486	789	Lv DODGE CITY (MST) Kan. 3.20AM	2105	2083	Ar SAN BERNARDINO..... 2.18PM
916	916	Ar CROSS ARKANSAS RIVER..... 5.11AM	8	2544	Ar SAN BERNARDINO..... 2.18PM
970	970	Ar CROSS PURGATOIRE RIVER..... 5.59AM			Ar SAN BERNARDINO..... 2.18PM
4045	991	Ar LA JUNTA..... 6.25AM			Ar SAN BERNARDINO..... 2.18PM
4045	991	Ar LA JUNTA..... 6.35AM			Ar SAN BERNARDINO..... 2.18PM
		Wonderful views of Rocky Mountains.			Ar SAN BERNARDINO..... 2.18PM
5971	1073	Lv TRINIDAD..... 8.00AM	2105	2083	Ar SAN BERNARDINO..... 2.18PM
7622	1088	Ar CROSS COLORADO-NEW MEXICO boundary through Raton Tunnel, one-half mile long and highest point on the Santa Fe.	3822	2138	Ar SAN BERNARDINO..... 2.18PM
6666	1095	Ar RATON..... 8.55AM	1077	2164	Ar SAN BERNARDINO..... 2.18PM
6666	1095	Ar RATON..... 9.00AM	1077	2164	Ar SAN BERNARDINO..... 2.18PM
6330	1181	Lv VALMORA..... *1017AM			Ar SAN BERNARDINO..... 2.18PM
		*Stops Valmora only to discharge passengers from scheduled stops Chicago to Kansas City; or receive passengers for scheduled stops Barstow to Los Angeles.	2202	2202	Ar SAN BERNARDINO..... 2.18PM
6392	1205	Ar LAS VEGAS..... 11.05AM	830	2215	Ar SAN BERNARDINO..... 2.18PM
6392	1205	Ar LAS VEGAS..... 11.10AM	35	2242	Ar SAN BERNARDINO..... 2.18PM
		<i>Cross Gallinas River</i> 11.11AM			Ar SAN BERNARDINO..... 2.18PM
		<i>Cross Pecos River</i> 11.50AM			Ar SAN BERNARDINO..... 2.18PM

* Stops to receive passengers for scheduled stops in New Mexico, Arizona or California. Cities where Rail-Auto Service is available.

The CHIEF

Train 20, Eastbound, California, Phoenix, Chicago, Washington, New York
Daily All-Pullman Streamliner, Extra Fare

Altitude	Mls.	Read Down	Altitude	Mls.	Read Down
13		Chicago Pullman leaves San Diego 7.45 am in train No. 71, arrives Los Angeles 10.30 am, where car is switched to The Chief.			
318	0	Lv LOS ANGELES..... 12.30PM			
2	2	Ar LOS ANGELES..... 12.30PM			
		Passing through Rocky Mountains—beautiful views of mountains.			
6328	1045	Lv VALMORA..... *1222PM			
		* Stops at Valmora only to discharge passengers from scheduled stops Los Angeles to Barstow; also to receive passengers for scheduled stops Kansas City to Chicago.			
6666	1131	Ar RATON..... 1.50PM			
6666	1131	Lv RATON..... 1.55PM			
1077	60	Ar SAN BERNARDINO..... 2.15PM			
1077	60	Lv SAN BERNARDINO..... 2.18PM			
3822	87	Ar SAN BERNARDINO..... 2.15PM			
		Cajon Pass between San Bernardino and San Gabriel Mts.			
108	108	Ar CROSS MOJAVE RIVER..... 3.50PM			
2105	142	Ar BARSTOW..... 4.28PM			
2105	142	Ar BARSTOW..... 4.35PM			
476	308	Ar NEEDLES..... 7.18PM			
476	308	Lv NEEDLES (PST)..... 7.28PM			
		Leaving Needles turn watches AHEAD one hour.			
320	320	Ar CROSS COLORADO RIVER..... 8.40PM			
3335	369	Lv KINGMAN (MST)..... 19.47PM			
		*Stops at Kingman only to receive passengers for scheduled stops Newton to Chicago.			
5242	457	Ar SELIGMAN..... 11.45PM			
5242	457	Lv SELIGMAN..... 11.48PM			
5128	482	Ar ASH FORK..... 12.27AM			
		Chicago Pullman Lv. Phoenix 5.00 pm, in train No. 42; Lv. Wickenburg 6.40 pm; Ar. Ash Fork 11.00 pm where car joins The Chief.			
5128	482	Ar ASH FORK..... 12.42AM			
6748	509	Ar WILLIAMS..... 1.44AM			
6748	509	Lv WILLIAMS..... 1.44AM			
7313	536	Ar CROSS ARIZONA DIVIDE..... 2.21AM			
6902	543	Lv FLAGSTAFF..... 2.23AM			
		*Stops at Flagstaff only to receive passengers for scheduled stops Kansas City to Chicago.			
574	574	Ar CROSS CANYON DIABLO..... 3.14AM			
4843	601	Ar WINSLOW..... 3.47AM			
4843	601	Lv WINSLOW..... 3.57AM			
604	604	Ar CROSS LITTLE COLORADO RIVER..... 4.02AM			
716	716	Ar CROSS RIO PUERCO..... 5.40AM			
6506	729	Ar GALLUP..... 5.57AM			
6506	729	Lv GALLUP..... 5.02AM			
7247	758	Ar CROSS CONTINENTAL DIVIDE..... 6.35AM			
854	854	Ar CROSS RIO PUERCO..... 8.02AM			
879	879	Ar CROSS RIO GRANDE..... 8.28AM			
4934	889	Ar ALBUQUERQUE..... 8.40AM			
4934	889	Lv ALBUQUERQUE..... 8.50AM			
6457	956	Ar LAMY..... 10.00AM			
6896	974	Ar LAMY..... 10.00AM			
		For Santa Fe, N. M., and Land of Pueblos, take motor coach at Lamy. Arrive Santa Fe 10.40 am.			
		Lv. Santa Fe 9.00 am via motor coach to connect with The Chief at Lamy.			
6457	956	Lv LAMY..... 10.00AM			
7421	966	Lv GLORIETA..... *1022AM			
		* Stops at Glorieta only to discharge passengers from scheduled stops Los Angeles to Barstow and to receive for Kansas City and beyond.			
		<i>Cross Pecos River</i> 10.53AM			
		<i>Cross Gallinas River</i> 11.41AM			
		Ar LAS VEGAS..... 11.42AM			
		Ar LAS VEGAS..... 11.47AM			
		Ar RATON..... 1.50PM			
		Lv RATON..... 1.55PM			
		Cross New Mexico Colorado boundary through Raton Tunnel, one-half mile long and highest point on the Santa Fe.			
5971	1153	Lv TRINIDAD..... 2.55PM			
4045	1235	Ar LA JUNTA..... 4.30PM			
4045	1235	Lv LA JUNTA..... 4.40PM			
1256	1256	Ar CROSS PURGATOIRE RIVER..... 5.05PM			
1310	1310	Ar CROSS ARKANSAS RIVER..... 5.53PM			
2486	1437	Ar DODGE CITY (MST) Kan. 7.52PM			
		At Dodge City turn watches AHEAD one hour.			
2486	1437	Lv DODGE CITY (CST) Kan. 8.57PM			
1476	1476	Ar CROSS ARKANSAS RIVER..... 9.38PM			
1556	1556	Ar CROSS ARKANSAS RIVER..... 10.40PM			
1530	1558	Lv HUTCHINSON..... 10.42PM			
1445	1591	Ar NEWTON..... 11.25PM			
1445	1591	Lv NEWTON..... 11.30PM			
781	1776	Ar KANSAS CITY..... 12.40AM			
781	1776	Lv KANSAS CITY..... 12.55AM			
		Ar CROSS MISSOURI RIVER..... 3.30AM			
668	1841	Lv CARROLLTON..... *4.08AM			
1857	1857	Ar CROSS GRAND RIVER..... 4.22AM			
363	1880	Ar MARCELINE..... *4.45AM			
1913	1913	Ar CROSS CHARLTON RIVER..... 6.13AM			
918	1914	Lv LA PLATA..... *5.22AM			
1947	1947	Ar CROSS N. FABIAN RIVER..... 5.53AM			
1958	1958	Ar CROSS WYACONDA RIVER..... 6.04AM			
1976	1976	Ar CROSS DES MOINES RIVER..... 6.20AM			
521	1992	Ar SHOPTON..... 6.45AM			
521	1992	Lv SHOPTON..... 6.50AM			
523	1994	Lv FT. MADISON..... 6.55AM			
1995	1995	Ar CROSS MISSISSIPPI RIVER..... 6.57AM			
755	2049	Lv GALESBURG..... *7.50AM			
2063	2063	Ar CROSS SPOON RIVER..... 8.07AM			
515	2096	Lv CHILLICOTHE..... *8.45AM			
2098	2098	Ar CROSS ILLINOIS RIVER..... 8.48AM			
2135	2135	Ar CROSS VERMILION RIVER..... 9.28AM			
623	2137	Lv STREATOR..... *9.30AM			
2174	2174	Ar CROSS KANKAKEE RIVER..... 10.10AM			
549	2189	Lv JOLIET..... *1027AM			
2202	2202	Ar CROSS DES PLAINES RIVER..... 10.45AM			
2215	2215	Ar CROSS DES PLAINES RIVER..... 11.07AM			
593	2226	Ar CHICAGO (CST)..... 11.30AM			
		<i>P.R.R. Broadway Limited</i>			
593	0	Lv CHICAGO (CST)..... 4.30PM			
745	468	Ar PITTSBURGH (EST)..... 1.24AM			
100	821	Ar N. PHILADELPHIA..... 8.01AM			
55	908	Ar NEW YORK (EST)..... 9.30AM			
		<i>N.Y.C. 20th Century</i>			
593	0	Lv CHICAGO (CST)..... 5.00PM			
55	961	Ar NEW YORK (EST)..... 9.30AM			
		<i>B. & O. Capitol Limited</i>			
593	0	Lv CHICAGO (CST)..... 4.30PM			
745	471	Ar PITTSBURGH (EST)..... 2.03AM			
25	767	Ar WASHINGTON (EST)..... 8.55AM			

* Stops only to discharge passengers from scheduled stops in New Mexico, Arizona or California. Indicates Rail-Auto Service available.

EL CAPITAN

Tr. 21, Westbound, 39¼ hrs. Chicago-Los Angeles
Daily, All-Chair-Car Streamliner. Extra Fare

Altitude	Mls.	Read Down	Altitude	Mls.	Read Down
593	.0	Lv CHICAGO (CST) Ill. 5.45PM	6986	1288	For Santa Fe and Land of Pueblos, take motor coach at Lamy. Arrive Santa Fe 3.15 pm.
11		Cross Des Plaines River. 5.50PM			
24		Cross Des Plaines River. 6.16PM			
549	38	Lv JOLIET Ill. *6.35PM			
52		Cross Kankakee River. 6.45PM			
625	90	Lv STREATOR Ill. *7.20PM			
92		Cross Vermilion River. 7.22PM			
128		Cross Illinois River. 7.55PM	6457	1270	Lv LAMY N.Mex. Δ225PM
515	130	Lv CHILLICOTHE Ill. *7.55PM	4934	1337	Ar ALBUQUERQUE N.M. 3.45PM
163		Cross Spoon River. 8.26PM	4934	1337	Lv ALBUQUERQUE N.M. 3.55PM
755	177	Lv GALESBURG Ill. *8.40PM	1347		Cross Rio Grande. 4.07PM
231		Cross Mississippi River. 9.32PM	1372		Cross Rio Puerco. 4.30PM
523	232	Ar FT. MADISON Ia. 9.35PM	7247	1469	Cross Continental Divide. 6.64PM
521	234	Ar SHOPTON Ia. 9.40PM	6506	1497	Ar GALLUP N.Mex. 6.20PM
521	234	Lv SHOPTON Ia. 9.45PM	6506	1497	Lv GALLUP N.Mex. 6.22PM
251		Cross Des Moines River. 10.00PM	1510		Cross Rio Puerco. 6.33PM
268		Cross Wyaconda River. 10.18PM	1622		Cross Little Colorado River. 8.03PM
279		Cross N. Fabius River. 10.30PM	4843	1625	Ar WINSLOW Ariz. 8.07PM
323		Cross Chariton River. 11.05PM	4843	1625	Lv WINSLOW Ariz. 8.12PM
369		Cross Grand River. 11.40PM	1651		Cross Canyon Diablo. 8.43PM
424		Cross Missouri River. 12.30AM	7313	1690	Cross Arizona Divide. 9.51PM
781	450	Ar KANSAS CITY Mo. 1.10AM	6748	1717	Lv WILLIAMS Ariz. *1000PM
781	450	Lv KANSAS CITY Mo. 1.20AM			Stops at Williams only to discharge passengers from scheduled stops Chicago to Albuquerque; also to receive passengers for scheduled stops Barstow to Los Angeles.
1445	635	Ar NEWTON Kan. 4.15AM			Stops at Ash Fork only to discharge passengers from scheduled stops Chicago to Albuquerque who are destined to points between Ash Fork and Phoenix.
1445	635	Lv NEWTON Kan. 4.20AM			Phoenix passengers transfer to train No. 47 leave Ash Fork 2.15 am, arrive Wickenburg 6.30 am, arrive Phoenix 8.30 am.
1530	668	Lv HUTCHINSON Kan. 4.53AM	5128	1740	Ar ASH FORK Ariz. *1045PM
		Stops at Hutchinson only to discharge passengers from scheduled stops Chicago to Kansas City; also to receive passengers for scheduled stops La Junta to Los Angeles.			Stops at Williams only to discharge passengers from scheduled stops Los Angeles to Barstow; also to receive passengers for scheduled stops Albuquerque to Chicago.
670		Cross Arkansas River. 4.55AM			
750		Cross Arkansas River. 5.58AM			
2486	789	Ar DODGE CITY (CST) Kan. 6.34AM	1081	1934	At Dodge City turn watches BACK one hour.
		At Dodge City turn watches BACK one hour.			
2486	789	Lv DODGE CITY (MST) Kan. 5.37AM	5242	1767	Ar SELIGMAN Ariz. 11.25PM
916		Cross Arkansas River. 7.20AM	5242	1767	Lv SELIGMAN (MST) Ariz. 11.27PM
970		Cross Purgatoire River. 8.05AM	1904		Cross Colorado River. 1.31AM
4045	991	Ar LA JUNTA Colo. 8.27AM			Arriving Needles turn watches BACK one hour.
4045	991	Lv LA JUNTA Colo. 8.32AM	476	1916	Ar NEEDLES (PST) Cal. 12.46AM
		Wonderful views of Rocky Mountains.	476	1916	Lv NEEDLES Cal. 12.56AM
5971	1073	Lv TRINIDAD Colo. 9.50AM	2105	2083	Ar BARSTOW Cal. 3.40AM
		Stops at Trinidad only to discharge passengers from scheduled stops Chicago to Dodge City and to receive passengers for scheduled stops Raton to Los Angeles.	8	2544	San Francisco passengers transfer to train No. 23, lv. Barstow, 6.20 am, arrive Bakersfield 10.50 am, Fresno 1.05 pm, Stockton 3.07 pm, Oakland 5.00 pm, San Francisco 5.25 pm.
7622	1088	Cross Colorado-New Mexico boundary through Raton Tunnel, one-half mile long and highest point on the Santa Fe. 10.25AM	2105	2083	Lv BARSTOW Cal. 3.50AM
			2117		Cross Mohave River. 4.25AM
6666	1095	Ar RATON N.Mex. 10.45AM	3822	2138	Cajon Pass between San Bernardino and San Gabriel Mountains.
6666	1095	Lv RATON N.Mex. 10.48AM	1077	2164	Ar SAN BERNARDINO 5.45AM
6392	1205	Ar LAS VEGAS N.Mex. 12.37PM	1077	2164	Lv SAN BERNARDINO 5.48AM
6392	1205	Lv LAS VEGAS N.Mex. 12.40PM	2202		Cross San Gabriel River. 6.31AM
1206		Cross Gallinas River. 12.41PM	830	2215	Ar PASADENA Cal. 6.57AM
1235		Cross Pecos River. 1.20PM	35	2242	Long Beach passengers transfer to motor coach at Pasadena. Arrive Long Beach 8:25 am.
		Stops at Lamy only to discharge passengers from scheduled stops, Chicago to Trinidad; also to receive passengers for scheduled stops Gallup to Los Angeles.	2222		Cross Los Angeles River. 7.27AM
6457	1270	Ar LAMY N.Mex. Δ225PM	318	2224	Ar LOS ANGELES Cal. 7.30AM
			13	2352	San Diego passengers transfer in Union Station to train No. 72. Leave Los Angeles 8.00 am, arrive San Diego 10.45 am.

EL CAPITAN

Tr. 22, Eastbound, 39¼ hrs. Los Angeles-Chicago
Daily, All-Chair-Car Streamliner. Extra Fare

Altitude	Mls.	Read Down	Altitude	Mls.	Read Down
13		Leave San Diego Train 71, 7.45 am, arrive Los Angeles Union Station 10.30 am.			
318	0	Lv LOS ANGELES Cal. 1.30PM	6457	956	Lv LAMY N.Mex. Δ805AM
	2	Cross Los Angeles River. 1.35PM	991		Cross Pecos River. 8.53AM
35		Long Beach passengers for El Capitan leave at 11.25 a.m., via motor coach for Pasadena.	1020		Cross Gallinas River. 9.35AM
830	9	Lv PASADENA Cal. 2.00PM	6392	1021	Ar LAS VEGAS N.Mex. 9.40AM
	21	Cross San Gabriel River. 2.19PM	6392	1021	Lv LAS VEGAS N.Mex. 9.43AM
1077	60	Ar SAN BERNARDINO 3.07PM			Passing through Rocky Mountains—beautiful views of mountains.
1077	60	Lv SAN BERNARDINO 3.10PM	6666	1131	Ar RATON N.Mex. 11.28AM
3822	87	Cajon Pass between San Bernardino and San Gabriel Mountains.	6666	1131	Lv RATON N.Mex. 11.31AM
	108	Cross Mojave River. 4.28PM	7622	1138	Cross New Mexico-Colo-rado boundary through Raton Tunnel, one-half mile long and highest point on the Santa Fe.
2105	142	Ar BARSTOW Cal. 5.00PM			
2105	142	Lv BARSTOW Cal. 5.05PM	5971	1153	Lv TRINIDAD Colo. *1230PM
476	308	Ar NEEDLES Cal. 7.30PM			Stops at Trinidad only to receive passengers for scheduled stops Kansas City to Chicago; also to discharge passengers from scheduled stops Los Angeles to Trinidad.
476	308	Lv NEEDLES (PST) Cal. 7.40PM			
		Leaving Needles turn watches AHEAD one hour.	4045	1235	Ar LA JUNTA Colo. 1.50PM
5242	457	Ar SELIGMAN (MST) Ariz. 11.37PM	4045	1235	Lv LA JUNTA Colo. 1.55PM
5242	457	Lv SELIGMAN Ariz. 11.39PM	1256		Cross Purgatoire River. 2.15PM
5128	482	Ar ASH FORK Ariz. 12.10AM	1310		Cross Arkansas River. 2.53PM
		Stops at Ash Fork only to receive passengers from Phoenix to Prescott who are en route to scheduled stops from Albuquerque to Chicago.	2486	1437	Ar DODGE CITY (MST) Kan. 4.35PM
		Leave Phoenix 5.00 pm in train No. 42, Lv Wickenburg 6.40 pm, arrive Ash Fork 11.00 pm and transfer to El Capitan.			At Dodge City turn watches AHEAD one hour.
5128	482	Lv ASH FORK Ariz. 12.10AM	2486	1437	Lv DODGE CITY (CST) Kan. 5.40PM
6748	509	Ar WILLIAMS Ariz. 12.55AM	1476		Cross Arkansas River. 6.15PM
		Stops at Williams only to discharge passengers from scheduled stops Los Angeles to Barstow; also to receive passengers for scheduled stops Albuquerque to Chicago.	1556		Cross Arkansas River. 7.20PM
6748	509	Lv WILLIAMS Ariz. 12.55AM	1530	1558	Lv HUTCHINSON Kan. *7.21PM
7313	536	Cross Arizona Divide. 1.25AM			Stops at Hutchinson only to discharge passengers from scheduled stops Los Angeles to La Junta; also to receive passengers for scheduled stops Kansas City to Chicago.
574		Cross Canyon Diablo. 2.05AM	1445	1591	Ar NEWTON Kan. 8.00PM
4843	601	Lv WINSLOW Ariz. 2.30AM	1445	1591	Lv NEWTON Kan. 8.05PM
4843	601	Lv WINSLOW Ariz. 2.35AM	781	1776	Ar KANSAS CITY Mo. 11.05PM
604		Cross Little Colorado River. 2.37AM	781	1776	Lv KANSAS CITY Mo. 11.20PM
716		Cross Rio Puerco. 4.05AM	1802		Cross Missouri River. 11.53PM
6506	729	Ar GALLUP N.Mex. 4.20AM	1857		Cross Grand River. 12.40AM
6506	729	Lv GALLUP N.Mex. 4.22AM	1903		Cross Chariton River. 1.25AM
7247	758	Cross Continental Divide. 4.53AM	1947		Cross N. Fabius River. 2.05AM
854		Cross Rio Puerco. 6.20AM	1958		Cross Wyaconda River. 2.18AM
879		Cross Rio Grande. 6.43AM	1976		Cross Des Moines River. 2.36AM
4934	889	Ar ALBUQUERQUE N.M. 6.55AM	521	1992	Ar SHOPTON Ia. 2.55AM
4934	889	Lv ALBUQUERQUE N.M. 7.05AM	521	1992	Lv SHOPTON Ia. 3.00AM
6457	956	Ar LAMY N.Mex. Δ805AM	523	1994	Lv FT. MADISON Ia. 3.05AM
		Stops at Lamy only to discharge passengers from scheduled stops Los Angeles to Gallup; also to receive passengers for scheduled stops Trinidad to Chicago.	1995		Cross Mississippi River. 3.07AM
6986	974	For Santa Fe and Land of Pueblos take motor coach at Lamy, at 8.10 am, arrive Santa Fe 8.45 am.	755	2049	Lv GALESBURG Ill. *3.55AM
			2063		Cross Spoon River. 4.10AM
			515	2096	Ar CHILLICOTHE Ill. *4.40AM
			2098		Cross Illinois River. 4.42AM
			2135		Cross Vermilion River. 5.18AM
			625	2137	Lv STREATOR Ill. *5.20AM
			2174		Cross Kankakee River. 5.54AM
			549	2189	Lv JOLIET Ill. *6.10AM
			2202		Cross Des Plaines River. 6.30AM
			2215		Cross Des Plaines River. 6.51AM
			593	2226	Ar CHICAGO (CST) 7.15AM

* Stops to discharge passengers from scheduled stops in California.
Indicates Rail-Auto Service available.

* Stops only to receive passengers for scheduled stops in California.
Indicates cities where Rail-Auto Service available.

The GRAND CANYON

NORTHERN SECTION-VIA LA JUNTA

Train 23-123, Westbound
Daily, Pullman, Chair Car Train
Chicago, Gr. Canyon, California

Altitude	Mls.	Tr. 23-123 Westbound	Read Down	Altitude	Mls.	Read Down	Altitude
593	0	Lv CHICAGO (CST) III.	12.01 PM	6392	1222	Lv LAS VEGAS . . . N.Mex.	11.52 AM
		Stops all points between Chicago and Kansas City, to receive passengers for Belen and beyond or for points between La Junta and Denver.			1223	.. Cross Gallinas River . . .	11.53 AM
					1252	.. Cross Pecos River . . .	11.58 AM
549	38	Lv JOLIET III.	12.55 PM	7421	1277	Lv GLORIETA	*1.29 PM
625	90	Lv STREATOR III.	1.50 PM	6457	1287	Ar LAMY N.Mex.	1.50 PM
515	130	Lv CHILLICOTHE III.	2.35 PM	6986	1305	For Santa Fe, N. M. and Land of Pueblos take motor coach at Lamy. Ar. Santa Fe 2.30 pm.	
755	177	Lv GALESBURG III.	3.30 PM			Leave Santa Fe 12.50 pm to connect with The Grand Canyon at Lamy.	
523	232	Lv FT. MADISON Ia.	4.35 PM	6457	1287	Lv LAMY N.Mex.	1.50 PM
521	234	Lv SHOPTON Ia.	4.45 PM	4934	1355	Ar ALBUQUERQUE . N.Mex.	3.15 PM
913	312	Lv LA PLATA Mo.	6.12 PM	4934	1355	Lv ALBUQUERQUE . N.Mex.	3.30 PM
857	346	Lv MARCELINE Mo.	6.50 PM			.. Cross Rio Grande . . .	3.40 PM
693	410	Lv HENRIETTA Mo.	7.54 PM			.. Cross Rio Puerco . . .	4.05 PM
781	450	Ar KANSAS CITY Mo.	9.00 PM	7247	1487	.. Cross Continental Divide .	5.36 PM
781	450	Lv KANSAS CITY Mo.	9.30 PM	6506	1515	Lv GALLUP N.Mex.	6.08 PM
		Stops at all points between Kansas City and Newton to receive passengers for Albuquerque and west or points between La Junta and Denver.			1528	.. Cross Rio Puerco . . .	6.30 PM
				5080	1611	Lv HOLBROOK Ariz.	7.43 PM
						.. Cross Little Colorado River	8.07 PM
				4843	1643	Lv WINSLOW Ariz.	8.25 PM
						.. Cross Canyon Diablo . . .	9.08 PM
813	490	Lv LAWRENCE Kan.	10.20 PM	6902	1701	Lv FLAGSTAFF Ariz.	19.49 PM
889	516	Lv TOPEKA Kan.	10.55 PM	6713	1708	.. Cross Arizona Divide . . .	10.01 PM
1138	577	Lv EMPORIA Kan.	12.10 AM	7348	1735	Ar WILLIAMS Ariz.	10.40 PM
1445	650	Ar NEWTON Kan.	1.30 AM	6868	1799	Grand Canyon Pullman switched to train 14. Lv. Williams 4.15 am; Ar. Grand Canyon 7.00 am.	
		Oklahoma City Pullman switched to Train No. 27. Lv. Newton 2.25 am; Ar. Oklahoma City 8.25 am.				Leave Grand Canyon 8.00 pm; Ar. Williams 10.20 pm where Pullman joins The Grand Canyon.	
		Dodge City Pullman switched to Train No. 127. Lv. Newton 4.25 am; Ar. Dodge City 9.25 am.		6748	1735	Lv WILLIAMS Ariz.	10.40 PM
		Pullman from Oklahoma City for Denver joins Train No. 123 at Newton.		5128	1758	Ar ASH FORK Ariz.	11.40 PM
				1081	1952	Denver-Phoenix Pullman switched to train No. 47; Lv. Ash Fork 2.15 am; Ar. Wickenburg 6.30 am; Ar. Phoenix 8.30 am.	
1445	650	Lv NEWTON Kan.	1.50 AM	5128	1758	Lv ASH FORK Ariz.	11.40 PM
1530	683	Lv HUTCHINSON Kan.	2.26 AM	5242	1786	Lv SELIGMAN Ariz.	12.28 AM
1857	722	Lv STAFFORD Kan.	Δ307 AM	3335	1873	Lv KINGMAN (MST) . Ariz.	Δ2.19 AM
1907	731	Lv ST. JOHN Kan.	Δ317 AM		1923	.. Cross Colorado River . . .	3.30 AM
2024	743	Lv MACKSVILLE Kan.	Δ328 AM			Arriving Needles turn watches BACK one hour.	
2165	768	Lv KINSLEY Kan.	3.53 AM	476	1934	Ar NEEDLES (PST) . . . Cal.	2.30 AM
2486	804	Ar DODGE CITY (CST) Kan.	4.35 AM	476	1934	Lv NEEDLES Cal.	2.40 AM
		At Dodge City turn watches BACK one hour.		2105	2102	Ar BARSTOW Cal.	6.10 AM
						San Francisco passengers transfer to Train 23-61. Ar Barstow 6.20 am	
						Ar Bakersfield 10.50 am	
						Ar Fresno 1.05 pm	
						Ar Stockton 3.07 pm	
						Ar Oakland 5.00 pm	
						Ar San Francisco 5.25 pm	
2486	804	Lv DODGE CITY (MST) Kan.	3.40 AM	2105	2102	Lv BARSTOW Cal.	6.20 AM
2830	854	Lv GARDEN CITY Kan.	4.25 AM			.. Cross Mojave River . . .	6.58 AM
2990	876	Lv LAKIN Kan.	Δ443 AM	2718	2138	Ar VICTORVILLE Cal.	Δ7.02 AM
3229	906	Lv SYRACUSE Kan.	Δ511 AM	3822	2158	.. Cross Cajon Pass . . .	
		.. Cross Arkansas River . . .	5.34 AM	1077	2182	Ar SAN BERNARDINO . . .	8.25 AM
3603	954	Lv LAMAR Colo.	6.00 AM			.. Cross Santa Ana River . . .	8.38 AM
		.. Cross Purgatoire River . . .	6.38 AM	851	2193	Ar RIVERSIDE Cal.	8.50 AM
3877	986	Lv LAS ANIMAS Colo.	Δ640 AM	601	2207	Ar CORONA (NORCO) . Cal.	9.14 AM
4045	1007	Ar LA JUNTA Colo.	7.05 AM		2212	.. Cross Santa Ana River . . .	9.30 AM
		Denver cars switched at La Junta to Train No. 1-102 Lv. La Junta 8.00 am; Ar. Pueblo 9.45 am; Ar. Colorado Springs 11.00 am; Ar. Denver 1.00 pm.		161	2228	Ar FULLERTON Cal.	9.41 AM
				35	2252	Long Beach passengers transfer to motor coach at Fullerton. Ar. Long Beach 11.05 am.	
4045	1007	Lv LA JUNTA Colo.	7.30 AM			Leave Santa Fe 10.50 am to connect with No. 124 at Lamy.	
5971	1089	Lv TRINIDAD Colo.	8.57 AM			Lv LAMY N.Mex.	11.50 AM
7622	1104	Cross Colorado-New Mexico boundary through Raton Tunnel one-half mile long and highest point on the Santa Fe.	9.27 AM	1002		.. Cross Pecos River . . .	12.45 PM
				1031		.. Cross Gallinas River . . .	1.28 PM
6666	1112	Lv RATON N.Mex.	9.55 AM	6392	1032	Ar LAS VEGAS N.Mex.	1.30 PM
				6392	1032	Lv LAS VEGAS N.Mex.	1.35 PM
						Views of Rocky Mts.	
				6666	1142	Ar RATON N.Mex.	3.45 PM

Δ Stops to receive passengers for Albuquerque-Pueblo and beyond or discharge from Kansas City and beyond.
* Stops to receive passengers for Gallup and beyond or discharge from Trinidad and beyond.
† Stops to receive passengers for Prescott and beyond or Barstow and beyond and to discharge from La Junta and beyond.
‡ Stops to discharge passengers from La Junta and beyond.
§ Flag stop to receive and discharge passengers.
¶ Indicates Rail-Auto Service available.

The GRAND CANYON

NORTHERN SECTION-VIA LA JUNTA

Train 124-24, Eastbound
California, Gr. Canyon, Chicago
Daily, Pullman, Chair Car Train

Altitude	Mls.	Tr. 124-24 Eastbound	Read Down	Altitude	Mls.	Read Down	Altitude
13		Leave San Diego in Tr. 73, 11.45 am; and transfer at Fullerton to The Grand Canyon.		6666	1142	Lv RATON N.Mex.	3.50 PM
				7622	1150	Cross New Mexico-Colorado boundary through Raton Tunnel one-half mile long and highest point on the Santa Fe.	4.11 PM
318	0	Lv LOS ANGELES (PST)	1.30 PM			Ar TRINIDAD Colo.	4.44 PM
		.. Cross San Gabriel River . . .	1.58 PM	5971	1165	Ar LA JUNTA Colo.	6.15 PM
35	13	Long Beach passengers for The Grand Canyon leave at 12.30 pm via motor coach for Fullerton.		5280	1430	Denver cars switched to train No. 13. Lv. La Junta 6.40 pm; Ar. Pueblo 7.45 pm; Colorado Springs 9.00 pm; Denver 10.40 pm.	
						Lv. Denver on train No. 101.2.10 pm; Lv. Colorado Springs 4.00 pm; Lv. Pueblo 5.00 pm; Ar. La Junta 6.20 pm where Denver-Kansas City cars are switched to No. 124.	
				4045	1247	Lv LA JUNTA Colo.	6.40 PM
				3877	1266	Lv LAS ANIMAS Colo.	6.59 PM
					1268	.. Cross Purgatoire River . . .	7.08 PM
				3603	1300	Lv LAMAR Colo.	7.31 PM
					1327	.. Cross Arkansas River . . .	7.58 PM
				3229	1348	Lv SYRACUSE Kan.	7.85 PM
				2990	1378	Lv LAKIN Kan.	8.41 PM
				2830	1400	Lv GARDEN CITY Kan.	9.03 PM
				2486	1450	Ar DODGE CITY (MST) Kan.	9.55 PM
						At Dodge City turn watches AHEAD one hour.	
				2486	1450	Lv DODGE CITY (CST) Kan.	11.00 PM
				2163	1486	Lv KINSLEY Kan.	11.39 PM
				2024	1511	Lv MACKSVILLE Kan.	12.02 AM
				1907	1523	Lv ST JOHN Kan.	12.12 AM
				1857	1532	Lv STAFFORD Kan.	12.20 AM
				1530	1571	Lv HUTCHINSON Kan.	1.01 AM
				1445	1604	Ar NEWTON Kan.	1.50 AM
						Denver-Oklahoma City Pullman switched to Train No. 27. Lv. Newton 2.25 am; Ar. Oklahoma City 8.25 am.	
						Dodge City-Kansas City Pullman and Oklahoma City-Kansas City Pullmans join Train No. 124.	
						Stops all stations between Newton and Kansas City to discharge passengers from Albuquerque and west and from between La Junta and Denver.	
				1445	1604	Lv NEWTON Kan.	2.00 AM
				1138	1677	Lv EMPORIA Kan.	3.20 AM
				889	1738	Ar TOPEKA Kan.	4.35 AM
				889	1738	Lv TOPEKA Kan.	4.40 AM
				813	1764	Ar LAWRENCE Kan.	5.19 AM
				781	1804	Ar KANSAS CITY Mo.	6.30 AM
						Stops all stations Kansas City to Chicago to discharge passengers from Arizona and California or from between La Junta and Denver.	
				781	1804	Lv KANSAS CITY Mo.	7.00 AM
				857	1908	Ar MARCELINE Mo.	8.55 AM
				913	1942	Ar LA PLATA Mo.	9.34 AM
				521	2018	Ar SHOPTON Ia.	11.00 AM
				521	2018	Lv SHOPTON Ia.	11.05 AM
				523	2020	Ar FT. MADISON Ia.	11.10 AM
				755	2077	Ar GALESBURG III.	12.05 PM
				515	2124	Ar CHILLICOTHE III.	1.00 PM
				625	2164	Ar STREATOR III.	1.45 PM
				593	2254	Ar CHICAGO (CST) . . . III.	3.45 PM
						Stops to receive passengers for Williams and beyond. Δ Stops to receive passengers for La Junta and beyond. † Stops to receive passengers for Kansas City and beyond or discharge from Albuquerque-Pueblo and beyond. ‡ Stops to discharge passengers from Prescott and beyond or receive for La Junta and beyond. § Flag stop to receive or discharge passengers. ¶ Indicates Rail-Auto Service available.	

Δ Stops to receive passengers for Williams and beyond.
Δ Stops to receive passengers for La Junta and beyond.
† Stops to receive passengers for Kansas City and beyond or discharge from Albuquerque-Pueblo and beyond.
‡ Stops to discharge passengers from Prescott and beyond or receive for La Junta and beyond.
§ Flag stop to receive or discharge passengers. ¶ Indicates Rail-Auto Service available.

CALIFORNIA LIMITED

Train 3, Westbound
Chicago to California
Pullman, Chair Car Train

Altitude	Mls.	Read Down	Altitude	Mls.	Read Down
593	0	Lv CHICAGO (CST) III. 8:45PM	6457	1299	Ar LAMY N.Mex. 5:40AM
	11	Cross Des Plaines River. 9:05PM	6986	1317	For Santa Fe, N. M. and Land of Pueblos take motor coach at Lamy. Ar. Santa Fe 6:20 am.
549	38	Lv JOLIET III. 9:40PM			Leave Santa Fe 4:40 am to connect with California Limited at Lamy.
	52	Cross Kankakee River. 9:57PM	6457	1299	Lv LAMY N.Mex. 5:40AM
572	58	Lv COAL CITY III. 10:08PM	4934	1366	Ar ALBUQUERQUE. N.Mex. 7:30AM
625	90	Lv STREATOR III. 10:50PM			Stops for breakfast in station dining room.
	92	Cross Vermilion River. 10:53PM			Pullman from Chicago via Amarillo for Los Angeles joins California Limited at Albuquerque.
702	110	Lv TOLUCA III. 11:15PM			Lv ALBUQUERQUE. N.Mex. 8:30AM
	128	Cross Illinois River. 11:42PM		 Cross Rio Grande. 8:42AM
515	130	Lv CHILLICOTHE III. 11:50PM		 Cross Rio Puerco. 9:10AM
	163	Cross Spoon River. 12:30AM			Lv GRANTS N.Mex. 10:30AM
755	177	Lv GALESBURG III. 12:55AM			7247 1498 Cross Continental Divide. 11:05AM
	231	Cross Mississippi River. 2:18AM			Ar GALLUP N.Mex. 11:45AM
523	232	Lv FT. MADISON Ia. 2:20AM	4934	1366	Stops for luncheon in station dining room.
521	234	Lv SHOPTON Ia. 2:30AM			Lv GALLUP N.Mex. 12:30PM
	251	Cross Des Moines River. 2:48AM		 Cross Rio Puerco. 12:53PM
704	263	Lv MEDILL Mo. 3:05AM	5080	1622	Lv HOLBROOK Ariz. 2:15PM
	268	Cross Wyaconda River. 3:10AM		 Cross Little Colorado River. 2:40PM
	279	Cross N. Fabius River. 3:25AM	4843	1654	Lv WINSLOW Ariz. 3:00PM
913	312	Lv LA PLATA Mo. 4:05AM	6465	1437 Cross Conyon Diablo. 3:58PM
	323	Cross Chariton River. 4:16AM	7247 1498	1498	Lv FLAGSTAFF Ariz. 4:35PM
857	346	Lv MARCELINE Mo. 4:50AM	6506	1526 Cross Arizona Divide. 4:60PM
	369	Cross Grand River. 5:18AM			Ar WILLIAMS Ariz. 5:30PM
664	386	Lv CARROLLTON Mo. 5:35AM	5080	1622	Stops for dinner in station dining room.
693	410	Lv HENRIETTA Mo. 6:05AM	4843	1654	For Grand Canyon take motor coach Lv. Williams 6:30 pm; Ar. Grand Canyon 8:30 pm.
	424	Cross Missouri River. 6:22AM	6465	1437	Leave Grand Canyon 3:20 pm via motor coach to connect with train No. 3 at Williams.
781	450	Ar KANSAS CITY Mo. 7:15AM	6748	1746	Lv WILLIAMS Ariz. 6:15PM
781	450	Lv KANSAS CITY Mo. 8:00AM	5128	1769	Lv ASH FORK Ariz. 7:15PM
813	490	Lv LAWRENCE Kan. 8:51AM	5242	1797	Lv SELIGMAN Ariz. 8:05PM
889	516	Lv TOPEKA Kan. 9:30AM	3335	1884	Lv KINGMAN (MST) Ariz. 9:55PM
1138	577	Lv EMPORIA Kan. 11:00AM	1934	 Cross Colorado River. 10:47PM
1260	608	Lv FLORENCE Kan. 11:45AM	476	1945	Ar NEEDLES (PST) Cal. 10:05PM
1445	650	Lv NEWTON Kan. 1:20PM	476	1945	Lv NEEDLES Cal. 10:15PM
		Chicago - Los Angeles Pullman via Amarillo and Albuquerque switched to Train No. 105. Lv. Newton 12:55 pm., Ar. Amarillo 11:00 pm., Ar. Albuquerque 7:45 am.			Leave Phoenix (for Los Angeles) Train No. 42 at 5:00 pm; Lv. Wickenburg 7:00 pm; Ar. Cadiz 11:20 pm; where cars join California Limited.
		Chicago-Galveston Pullman switched to Train No. 5 at Newton.	815	2015	Lv CADIZ Cal. 11:55PM
1530	683	Lv HUTCHINSON Kan. 2:11PM	2105	2113	Ar BARSTOW Cal. 2:20AM
1848	735	Lv GREAT BEND Kan. 3:42PM	8	2573	San Francisco passengers use Train No. 23. Lv. Barstow 6:20 am; Ar. Bakersfield 10:50 am; Fresno 2:05 pm; Stockton 5:10 pm; Oakland 8:00 pm; San Francisco 8:30 pm.
2003	757	Lv LARNED Kan. 4:16PM	2105	2113	Lv BARSTOW Cal. 2:45AM
	758	Cross Pawnee River. 4:18PM	3822	2168 Cross Mojave River. 3:25AM
2486	818	Ar DODGE CITY (CST) Kan. At Dodge City turn watches BACK one hour. 5:40PM	1077	2194	Ar SAN BERNARDINO Cal. 4:45AM
			830	2244 Cross San Gabriel River. 5:49AM
2486	818	Lv DODGE CITY (MST) Kan. 4:50PM	35	2271	Ar PASADENA Cal. 6:28AM
2615	837	Lv CIMARRON Kan. 5:16PM			Long Beach passengers transfer to motor coach at Pasadena, Ar. Long Beach 8:25 am.
2830	868	Lv GARDEN CITY Kan. 6:03PM	2105	2113 Cross Los Angeles River. 6:58AM
3229	919	Lv SYRACUSE Kan. 7:25PM	318	2253	Ar LOS ANGELES Cal. 7:00AM
3380	940	Lv HOLLY Colo. 7:55PM	1381		San Diego passengers use train No. 72. Lv. Los Angeles 8:00 am. Ar. San Diego 10:45 am.
	946	Cross Arkansas River. 8:03PM			
3603	967	Lv LAMAR Colo. 8:30PM			
	999	Cross Purgatoire River. 9:15PM			
3877	1001	Lv LAS ANIMAS Colo. 9:18PM			
4045	1020	Ar LA JUNTA Colo. 9:45PM			
4045	1020	Lv LA JUNTA Colo. 10:00PM			
5971	1102	Lv TRINIDAD Colo. 11:55PM			
7622	1117	Cross Colorado-New Mexico boundary through Raton Tunnel one-half mile long and highest point on the Santa Fe. 12:32AM			
6666	1125	Lv RATON N.Mex. 1:05AM			
5769	1164	Lv SPRINGER N.Mex. 2:03AM			
6177	1190	Lv WAGON MOUND N.Mex. 2:35AM			
6392	1235	Ar LAS VEGAS N.Mex. 3:40AM			
	1236	Cross Gallinas River. 3:42AM			
	1264	Cross Pecos River. 4:28AM			

Indicates Rail-Auto Service available.

CALIFORNIA LIMITED

Train 4, Eastbound
California to Chicago
Pullman, Chair Car Train

Altitude	Mls.	Read Down	Altitude	Mls.	Read Down
13	Lv. San Diego, train 77, 3:15 pm; Ar. Los Angeles 6:00 pm for transfer to California Limited.	6457	956	Lv LAMY N.Mex. 9:50PM
318	0	Lv LOS ANGELES Cal. 6:15PM	991	Cross Pecos River. 10:46PM
	2	Cross Los Angeles River. 6:22PM	1020	Cross Gallinas River. 11:53PM
35	Long Beach passengers leave at 5:15 pm, via motor coach for Pasadena.	6392	1021	Ar LAS VEGAS N.Mex. 11:55PM
830	9	Lv PASADENA Cal. 6:45PM	6392	1021	Lv LAS VEGAS N.Mex. 12:05AM
	21	Cross San Gabriel River. 7:05PM			Views of Rocky Mts.
1077	60	Ar SAN BERNARDINO Cal. 8:00PM	6666	1131	Ar RATON N.Mex. 2:40AM
1077	60	Lv SAN BERNARDINO Cal. 8:05PM	6666	1131	Lv RATON N.Mex. 2:45AM
3822	87 Cross Cajon Pass. 8:05PM	7622	1137	Cross New Mexico-Colo- rado boundary through Raton Tunnel one-half mile long and highest point on the Santa Fe. 3:10AM
108	Cross Mojave River. 9:35PM	5971	1153	Ar TRINIDAD Colo. 4:00AM
2105	142	Ar BARSTOW Cal. 10:20PM	4045	1235	Ar LA JUNTA Colo. 6:00AM
		San Francisco passengers leave 9:00 am, Oakland 9:25 am, Stockton 12:01 pm, Fresno 3:10 pm, Bakersfield 6:05 pm. Ar. Barstow 10:10 pm.	4045	1235	Lv LA JUNTA Colo. 6:30AM
2105	142	Lv BARSTOW Cal. 10:45PM	3877	1254	Lv LAS ANIMAS Colo. 6:53AM
815	234	Lv CADIZ Cal. 12:55AM	1256	Cross Purgatoire River. 6:58AM
		Phoenix cars switched to Train 118, Lv. Cadiz 1:00 am; Ar. Wickenburg 6:30 am; Ar. Phoenix 8:30 am.	3603	1288	Lv LAMAR Colo. 7:40AM
476	308	Ar NEEDLES Cal. 2:25AM	1310	Cross Arkansas River. 8:15AM
476	308	Lv NEEDLES (PST) Cal. 2:35AM	3380	1315	Lv HOLLY Colo. 8:21AM
		Leaving Needles turn watches AHEAD one hour.	3229	1336	Lv SYRACUSE Kan. 9:00AM
	 Cross Colorado River. 3:50AM	2990	1365	Lv LAKIN Kan. 9:48AM
3335	369	Lv KINGMAN (MST) Ariz. 5:18AM	2830	1387	Lv GARDEN CITY Kan. 10:21AM
5242	457	Ar SELIGMAN Ariz. 7:45AM	2615	1418	Lv CIMARRON Kan. 11:05AM
		Stops for breakfast in station dining room.	2486	1437	Ar DODGE CITY (MST) Kan. At Dodge City turn watches AHEAD one hour. 11:30AM
5242	457	Lv SELIGMAN Ariz. 8:30AM	2486	1437	Lv DODGE CITY (CST) Kan. 12:40PM
5128	482	Lv ASH FORK Ariz. 9:20AM	1497	Cross Pawnee River. 1:00PM
6748	509	Ar WILLIAMS Ariz. 10:25AM	2003	1498	Lv LARNED Kan. 2:50PM
573	6868	For Grand Canyon take motor coach, Lv. Williams 10:40 am; Ar. Grand Canyon 12:40 pm.	1848	1520	Lv GREAT BEND Kan. 2:38PM
		Leave Grand Canyon 8:20 am via motor coach to connect with Tr. No. 4.	1530	1572	Lv HUTCHINSON Kan. 4:21PM
	 Cross Arizona Divide. 11:04AM	1445	1605	Ar NEWTON Kan. 5:15PM
6748	509	Lv WILLIAMS Ariz. 10:25AM			Pullman from Los Angeles via Amarillo joins Train No. 4 at Newton.
7313	536 Cross Arizona Divide. 11:04AM			Galveston Pullman joins Train No. 4 at Newton.
6902	543	Lv FLAGSTAFF Ariz. 11:18AM	1445	1605	Lv NEWTON Kan. 6:10PM
574	Cross Conyon Diablo. 11:54AM	1262	1633	Lv FLORENCE Kan. 6:40PM
4843	601	Ar WINSLOW Ariz. 12:30PM	1138	1678	Ar EMPORIA Kan. 7:25PM
		Stops for luncheon in station dining room.	1138	1678	Lv EMPORIA Kan. 7:30PM
4843	601	Lv WINSLOW Ariz. 1:15PM	889	1739	Lv TOPEKA Kan. 8:45PM
		Cross Little Colorado River. 1:30PM	813	1765	Ar LAWRENCE Kan. 9:20PM
5080	633	Lv HOLBROOK Ariz. 1:51PM	781	1805	Ar KANSAS CITY Mo. 10:15PM
	716 Cross Rio Puerco. 3:15PM	781	1805	Lv KANSAS CITY Mo. 11:00PM
6506	729	Ar GALLUP N.Mex. 3:30PM	1831	Cross Missouri River. 11:33PM
6506	729	Lv GALLUP N.Mex. 3:35PM	693	1845	Ar HENRIETTA Mo. 11:50PM
7247	758	Cross Continental Divide. 4:16PM	664	1870	Ar CARROLLTON Mo. 12:20AM
6465	791	Lv GRANTS N.Mex. 4:55PM	1886	Cross Grand River. 12:40AM
	854 Cross Rio Puerco. 6:06PM	857	1909	Ar MARCELINE Mo. 1:10AM
	879 Cross Rio Grande. 6:35PM	1011	1915	Lv BUCKLIN Mo. 1:20AM
4934	889	Ar ALBUQUERQUE. N.Mex. 6:45PM	1932	Cross Chariton River. 1:40AM
		Stops for dinner in station dining room.	913	1943	Ar LA PLATA Mo. 1:55AM
		Chicago Pullman via Amarillo and Newton switched to The Scout, Lv. Albuquerque 9:00 pm.	1976	Cross N. Fabius River. 2:32AM
4934	889	Ar ALBUQUERQUE. N.Mex. 8:00PM	1987	Cross Wyaconda River. 2:40AM
6457	956	Ar LAMY N.Mex. 9:50PM	2005	Cross Des Moines River. 3:05AM
6986	974	For Santa Fe, N. M., and Land of Pueblos take motor coach, Lv. Lamy 9:55 pm; Ar. Santa Fe 10:30 pm.	521	2021	Lv SHOPTON Ia. 3:35AM
		Leave Santa Fe 8:50 pm to connect with Tr. No. 4.	523	2023	Ar FT. MADISON Ia. 3:40AM
			2024	Cross Mississippi River. 3:48AM
			755	2078	Ar GALESBURG III. 4:40AM
			2092	Cross Spoon River. 4:58AM
			515	2125	Ar CHILLICOTHE III. 5:35AM
			2127	Cross Illinois River. 5:42AM
			2164	Cross Vermilion River. 6:16AM
			625	2166	Ar STREATOR III. 6:25AM
			572	197	Ar COAL CITY III. 6:57AM
			2203	Cross Kankakee River. 7:10AM
			549	2218	Ar JOLIET III. 7:30AM
			2231	Cross Des Plaines River. 7:55AM
			2244	Cross Des Plaines River. 8:11AM
			593	2255	Ar CHICAGO (CST) III. 8:30AM

f Flag Stop. Indicates Rail-Auto Service available.

The SCOUT

Train 3-105, Westbound, Chicago to Albuquerque
Train 106-4, Eastbound, Albuquerque to Chicago
Daily Pullman and Chair Car Train—Pullman
direct to Carlsbad, N. M. (Carlsbad Caverns)

Altitude	Mls.	Train 3-105 Westbound	Read Down	Altitude	Mls.	Train 106-4 Eastbound	Read Down
593	0	Lv CHICAGO (CST)	Ill. 8:45PM	4934	0	Lv ALBUQUERQUE	N.Mex. 9:00PM
549	38	Lv JOLIET	Ill. 9:40PM	4785	30	Ar BELEN	N.Mex. 9:40PM
572	58	Lv COAL CITY	Ill. 10:08PM	4785	30	Lv BELEN	N.Mex. 9:55PM
625	90	Lv STREATOR	Ill. 10:50PM	33	33	Cross Rio Grande	10:00PM
702	110	Lv TOLUCA	Ill. 11:15PM	6470	71	Lv MOUNTAINAIR	N.Mex. 10:55PM
515	130	Lv CHILLICOTHE	Ill. 11:50PM	6106	84	Lv WILLARD	N.Mex. 11:10PM
755	177	Lv GALESBURG	Ill. 12:55AM	5952	139	Lv VAUGHN	N.Mex. 12:15AM
523	232	Lv FT. MADISON	la. 2:20AM	208	208	Cross Pecos River	1:30AM
521	234	Lv SHOPTON	la. 2:30AM	4040	210	Lv FT. SUMNER	N.Mex. 1:25AM
913	312	Lv LA PLATA	Mo. 4:05AM	4392	246	Lv MELROSE	N.Mex. 2:02AM
857	346	Lv MARCELINE	Mo. 4:50AM	4225	270	Ar CLOVIS (MST)	N.Mex. 2:35AM
664	386	Lv CARROLLTON	Mo. 5:35AM			At Clovis turn watches AHEAD one hour.	
693	410	Lv HENRIETTA	Mo. 6:05AM			Through Albuquerque-Carlsbad-Waynoka Pullman with Carlsbad Caverns visitors, Lv. Clovis, Tr. 25, 3:00 am; Ar. Carlsbad 8:15 am. Car remains at Carlsbad during day.	
781	450	Ar KANSAS CITY	Mo. 7:15AM			Carlsbad-Waynoka Pullman Lv. Carlsbad 7:30 pm; Ar. Clovis 12:45 am.	
781	450	Lv KANSAS CITY	Mo. 8:00AM				
813	490	Lv LAWRENCE	Kan. 8:51AM				
889	516	Lv TOPEKA	Kan. 9:30AM				
1138	577	Lv EMPORIA	Kan. 11:00AM				
1262	622	Lv FLORENCE	Kan. 11:45AM				
1445	650	Ar NEWTON	Kan. 12:20PM				
1445	650	Lv NEWTON	Kan. 12:55PM				
1312	678	Lv WICHITA	Kan. 1:50PM				
1222	693	Lv MULVANE	Kan. 2:15PM				
	694	Cross Arkansas River	2:20PM				
1205	712	Lv WELLINGTON	Kan. 3:05PM	4225	270	Lv CLOVIS (CST)	N.Mex. 4:15AM
1417	746	Lv HARPER	Kan. 3:50PM	4129	279	Lv FARWELL-TEXICO	Tex. 4:35AM
1445	758	Lv ATTICA	Kan. 4:06PM	4067	292	Lv BOVINA	Tex. 4:54AM
1326	779	Lv KIOWA	Kan. 4:32PM	4006	301	Lv FRIONA	Tex. 5:11AM
1327	797	Lv ALVA	Okla. 5:03PM	3798	327	Lv HEREFORD	Tex. 5:46AM
1464	818	Ar WAYNOKA	Okla. 5:35PM	3801	340	Lv DAWN	Tex. 6:04AM
		Waynoka-Carlsbad-Albuquerque Pullman joined to Train No. 105.		3626	356	Lv CANYON	Tex. 6:32AM
				3662	373	Lv AMARILLO	Tex. 7:15AM
				3443	401	Lv PANHANDLE	Tex. 7:57AM
				3340	414	Lv WHITE DEER	Tex. 8:13AM
1464	818	Lv WAYNOKA	Okla. 5:40PM	3305	421	Lv KINGS MILL	Tex. 8:20AM
		Cross Cimarron River	5:44PM	2336	428	Lv PAMPA	Tex. 8:48AM
1883	844	Lv MOORELAND	Okla. 6:15PM	2736	450	Lv MIAMI	Tex. 9:08AM
		Cross N. Canadian River	6:30PM	2344	471	Lv CANADIAN	Tex. 9:40AM
1904	858	Lv WOODWARD	Okla. 6:35PM	2601	482	Lv GLAZIER	Tex. 9:59AM
2097	869	Lv FARGO	Okla. 6:56PM	2560	498	Lv HIGGINS	Tex. 10:19AM
2128	877	Lv GAGE	Okla. 7:08PM	2232	512	Lv SHATTUCK	Okla. 10:43AM
2237	885	Lv SHATTUCK	Okla. 7:25PM	2128	520	Lv GAGE	Okla. 10:56AM
2560	899	Lv HIGGINS	Tex. 7:43PM	2097	528	Lv FARGO	Okla. 11:08AM
2344	926	Lv CANADIAN	Tex. 8:20PM	543	543	Lv WOODWARD	Okla. 11:30AM
2736	947	Lv MIAMI	Tex. 8:58PM	549	549	Cross N. Canadian River	11:32AM
3226	969	Lv PAMPA	Tex. 9:35PM	1860	553	Lv MOORELAND	Okla. 11:44AM
3340	983	Lv WHITE DEER	Tex. 10:03PM	576	576	Cross Cimarron River	12:20PM
3443	996	Lv PANHANDLE	Tex. 10:25PM	1464	579	Lv WAYNOKA	Okla. 12:30PM
3662	1024	Lv AMARILLO	Tex. 11:20PM	1327	600	Lv ALVA	Okla. 1:05PM
3626	1041	Lv CANYON	Tex. 11:49PM	1326	618	Lv KIOWA	Kan. 1:34PM
3798	1070	Lv HEREFORD	Tex. 12:29AM	1443	639	Lv ATTICA	Kan. 2:02PM
4006	1096	Lv FRIONA	Tex. 12:59AM	1417	651	Lv HARPER	Kan. 2:19PM
4129	1118	Lv FARWELL-TEXICO	Tex. 1:40AM	1205	685	Lv WELLINGTON	Kan. 3:15PM
4225	1127	Ar CLOVIS (CST)	N.Mex. 2:00AM	1205	698	Lv BELLE PLAINE	Kan. 3:38PM
		At Clovis turn watch BACK one hour.		703	703	Cross Arkansas River	3:40PM
				1222	704	Lv MULVANE	Kan. 3:55PM
				1312	719	Lv WICHITA	Kan. 4:35PM
				1445	747	Ar NEWTON	Kan. 5:25PM
				1445	747	Lv NEWTON	Kan. 6:10PM
				1138	820	Lv EMPORIA	Kan. 7:30PM
				889	881	Lv TOPEKA	Kan. 8:40PM
				813	907	Lv LAWRENCE	Kan. 9:20PM
				781	947	Ar KANSAS CITY	Mo. 10:15PM
				781	947	Lv KANSAS CITY	Mo. 11:00PM
				693	987	Lv HENRIETTA	Mo. 11:50PM
				664	1011	Lv CARROLLTON	Mo. 12:20AM
				857	1051	Lv MARCELINE	Mo. 1:10AM
				1011	1057	Lv BUCKLIN	Mo. 1:20AM
				913	1085	Lv LA PLATA	Mo. 1:55AM
				521	1163	Lv SHOPTON	la. 3:35AM
				523	1165	Lv FT. MADISON	la. 3:40AM
				755	1220	Lv GALESBURG	Ill. 4:40AM
				515	1267	Lv CHILLICOTHE	Ill. 5:40AM
				625	1307	Lv STREATOR	Ill. 6:25AM
				570	1339	Lv COAL CITY	Ill. 6:57AM
				549	1359	Lv JOLIET	Ill. 7:30AM
				593	1397	Ar CHICAGO (CST)	Ill. 8:30AM
						Through Waynoka-Carlsbad Pullman with Carlsbad Caverns visitors, Lv. Clovis, Tr. 25, 3:00 am; Ar. Carlsbad 8:15 am. Car remains at Carlsbad during day. See page 23. Albuquerque Pullman Lv. Carlsbad 7:30 pm; Ar. Clovis 12:45 am, and switched to The Scout.	
4225	1127	Lv CLOVIS (MST)	N.Mex. 1:35AM				
4392	1151	Lv MELROSE	N.Mex. 2:10AM				
4040	1187	Lv FT. SUMNER	N.Mex. 2:47AM				
5952	1258	Lv VAUGHN	N.Mex. 4:10AM				
6106	1313	Lv WILLARD	N.Mex. 5:15AM				
6470	1326	Lv MOUNTAINAIR	N.Mex. 5:30AM				
	1364	Cross Rio Grande	6:25AM				
4785	1367	Ar BELEN	N.Mex. 6:35AM				
4785	1367	Lv BELEN	N.Mex. 6:55AM				
4934	1397	Ar ALBUQUERQUE	N.Mex. 7:45AM				

Indicates Rail-Auto Service available.

California connections with Trains 3 and 4, (California Limited) at Albuquerque, N. Mex.

TEXAS CHIEF

Train 15, Southbound, Chicago to Texas
Train 16, Northbound, Texas to Chicago
Daily Pullman and Chair Car Streamliner

Altitude	Mls.	Read Down	Altitude	Mls.	Read Down		
593	0	Lv CHICAGO (CST)	Ill. 6:00PM	17	0	Lv GALVESTON (CST)	Tex. 6:45AM
	11	Cross Des Plaines River	6:15PM	4	4	Cross Galveston Causeway	6:51AM
	24	Lv HOUSTON	6:28PM	54	50	Lv HOUSTON	Tex. 8:00AM
549	38	Lv JOLIET	Ill. 6:50PM	264	130	Lv BELLVILLE YARD	Tex. 8:35AM
	52	Cross Kankakee River	7:00PM	736	241	Lv TEMPLE	Tex. 11:32AM
625	90	Lv STREATOR	Ill. 7:35PM	713	266	Lv MCGREGOR	Tex. 11:59AM
	92	Cross Vermilion River	7:57PM	294	294	Cross Boque River	12:30PM
	128	Cross Illinois River	8:08PM	320	320	Cross Brazos River	12:56PM
515	130	Lv CHILLICOTHE	Ill. 8:10PM	758	341	Lv CLEBURNE	Tex. 1:15PM
	163	Cross Spoon River	8:40PM	670	369	Ar FT. WORTH	Tex. 1:50PM
755	177	Lv GALESBURG	Ill. 9:45PM			Dallas passengers leave on motor coach 12:45 pm; arriving Fort Worth station 1:45 pm.	
	231	Cross Mississippi River	9:46PM	670	369	Lv FT. WORTH	Tex. 2:00PM
523	232	Lv FT. MADISON	la. 9:50PM	738	434	Lv GAINESVILLE	Tex. 3:06PM
521	234	Lv SHOPTON	la. 10:00PM	441	441	Cross Red River	3:15PM
	251	Cross Des Moines River	10:16PM	848	456	Lv MARIETTA	Okla. 3:30PM
	268	Cross Wyaconda River	10:34PM	876	474	Lv ARDMORE	Okla. 3:52PM
	279	Cross N. Fabius River	10:45PM	488	488	Cross Washita River	4:07PM
913	312	Lv LA PLATA	Mo. 11:13PM			Pass through Arbuckle Mountains.	
	323	Cross Chariton River	11:25PM	514	514	Cross Washita River	4:43PM
857	346	Lv MARCELINE	Mo. 12:03AM	926	519	Lv PAULS VALLEY	Okla. 4:47PM
	369	Cross Grand River	12:18AM	520	520	Cross Washita River	4:50PM
	424	Cross Missouri River	12:48AM	1029	541	Lv PURCELL	Okla. 5:18PM
781	450	Ar KANSAS CITY	Mo. 1:30AM	546	546	Cross S. Canadian River	5:24PM
781	450	Lv KANSAS CITY	Mo. 3:30AM	556	556	Lv NORMAN	Okla. 5:35PM
	553	Cross Neosho River	3:45AM	573	573	Cross N. Canadian River	5:54PM
1138	562	Lv EMPORIA	Kan. 5:00AM	1262	574	Lv OKLAHOMA CITY	Okla. 6:00PM
1445	635	Lv NEWTON	Kan. 5:35AM	940	605	Lv GUTHRIE	Okla. 6:35PM
1312	663	Lv WICHITA	Kan. 6:20AM	608	608	Cross Cimarron River	6:39PM
1120	701	Lv WINFIELD	Kan. 6:40AM	900	636	Lv PERRY	Okla. 7:05PM
1118	714	Lv ARKANSAS CITY	Kan. 6:48AM	1009	669	Lv PONCA CITY	Okla. 7:40PM
	715	Cross Arkansas River	7:08AM	693	693	Cross Arkansas River	8:15PM
1005	739	Lv PONCA CITY	Okla. 7:38AM	1118	695	Lv ARKANSAS CITY	Kan. 8:15PM
990	772	Lv PERRY	Okla. 8:06AM	1320	707	Lv WINFIELD	Kan. 8:30PM
	800	Cross Cimarron River	8:10AM	1212	746	Lv WICHITA	Kan. 9:15PM
940	803	Lv GUTHRIE	Okla. 9:00AM	1445	773	Lv NEWTON	Kan. 9:55PM
1262	834	Ar OKLAHOMA CITY	Okla. 9:02AM	846	846	Lv EMPORIA	Kan. 11:00PM
	835	Cross N. Canadian River	9:20AM	781	856	Cross Neosho River	11:08PM
1170	852	Lv NORMAN	Okla. 9:30AM	1138	858	Ar KANSAS CITY	Mo. 12:50AM
	862	Cross S. Canadian River	9:45AM	781	858	Lv KANSAS CITY	Mo. 1:10AM
1029	868	Lv PURCELL	Okla. 10:08AM	984	984	Cross Missouri River	1:44AM
	887	Cross Washita River	10:10AM	1039	1039	Cross Grand River	2:30AM
926	890	Lv PAULS VALLEY	Okla. 10:16AM	857	1062	Lv MARCELINE	Mo. 2:50AM
	895	Cross Washita River	10:42AM	1085	1085	Cross Chariton River	3:11AM
	921	Pass through Arbuckle Mountains		913	1096	Lv LA PLATA	Mo. 3:25AM
				1129	1129	Cross N. Fabius River	3:50AM
876	934	Lv ARDMORE	Okla. 11:05AM	1140	1140	Cross Wyaconda River	4:00AM
848	952	Lv MARIETTA	Okla. 11:24AM	1158	1158	Cross Des Moines River	4:35AM
	974	Cross Red River	11:40AM	521	1174	Lv SHOPTON	la. 4:45AM
738	974	Lv GAINESVILLE	Tex. 11:50AM	523	1176	Lv FT. MADISON	la. 4:50AM
670	1039	Ar FT. WORTH	Tex. 12:55PM	1177	1177	Cross Mississippi River	4:52AM
		Transi motor coach for Dallas passengers leaves Fort Worth Station 1:05 pm; Ar. Dallas 2:05 pm.		755	1231	Lv GALESBURG	Ill. 5:50AM
				1245	1245	Cross Spoon River	5:46AM
670	1039	Lv FT. WORTH	Tex. 1:05PM	515	1278		

NEW ORLEANS-TEXAS-CALIFORNIA

CALIFORNIA-TEXAS-NEW ORLEANS

Westbound—Train Nos. 66-75-94-97-23 • Through Pullman Cars

Eastbound—Train Nos. 24-98-95-76-65 • Through Pullman Cars

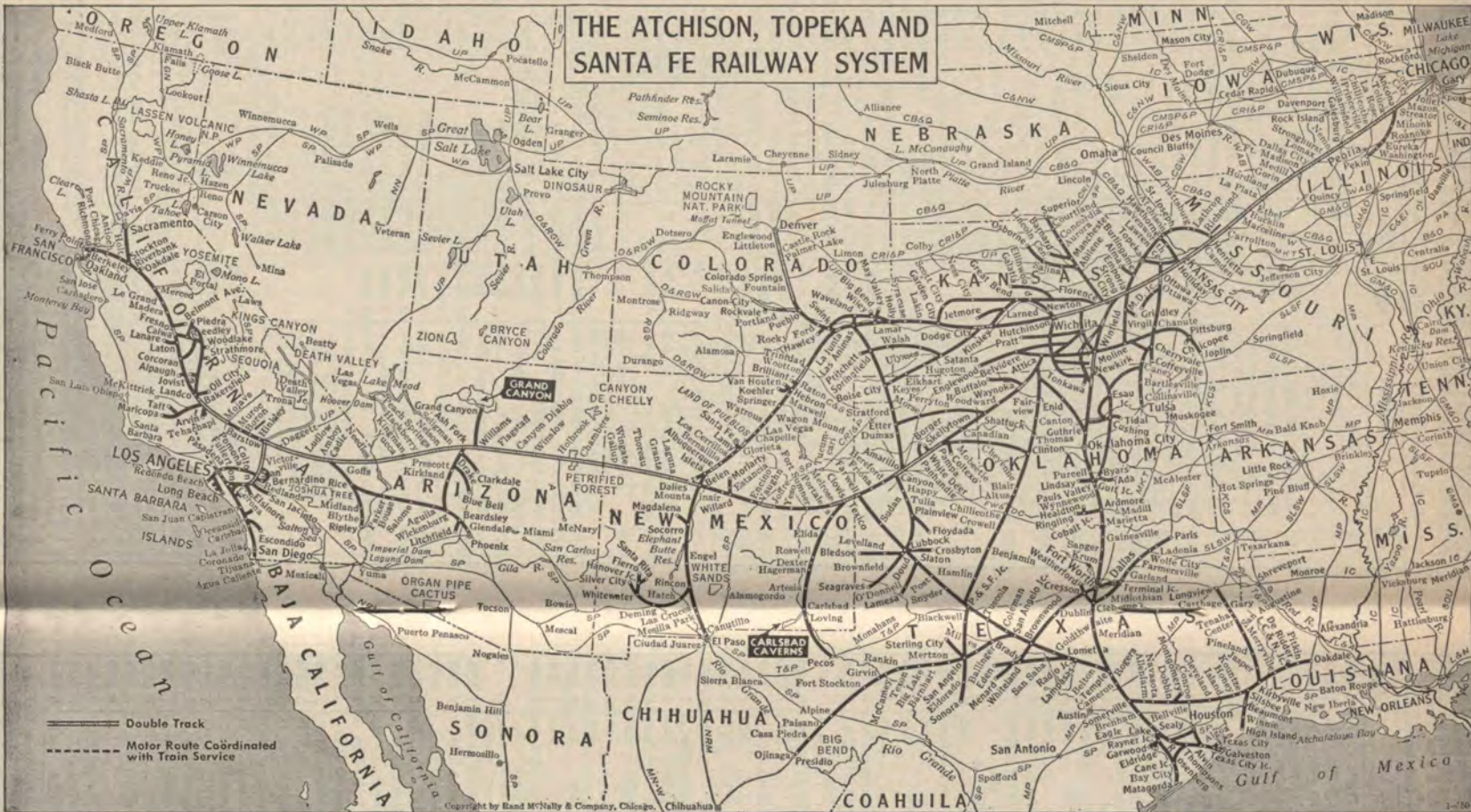
Altitude	Mls.	Read Down	Altitude	Mls.	Read Down	Time
		Via Mo. Pac. Train 3 Lv New Orleans...8.10am Ar Houston...6.25pm New Orleans-Oakland Pullman joins Train 66.	6470	847	Lv MOUNTAINAIR, N.Mex.	*2.30PM
				885	... Cross Rio Grande	5.16PM
			4785	888	Ar BELEN, N.Mex.	3.20PM
					For Albuquerque take motor coach, Lv. Belen 3.45pm; ar. Albuquerque 4.35 pm.	
54	0	Lv HOUSTON (CST)	4785	888	Lv BELEN, N.Mex.	3.40PM
90	39	Lv ROSENBERG, Tex.	907		... Cross Rio Puerco	4.00PM
128	56	Lv WALLIS, Tex.	7247	1004	... Cross Continental Divide	5.36PM
203	68	Lv SEALY, Tex.	6506	1032	Lv GALLUP, N.Mex.	5.58PM
254	81	Lv BELLVILLE, Tex.	5080	1045	... Cross Rio Puerco	6.10PM
360	100	Lv BRENNHAM, Tex.	1128	1032	Lv HOLBROOK, Ariz.	7.22PM
250	115	Lv SOMERVILLE, Tex.	1157		... Cross Little Colorado River	
406	131	Lv CALDWELL, Tex.	4843	1160	Lv WINSLOW, Ariz.	8.15PM
494	148	Lv MILANO, Tex.	1187		... Cross Canyon Diablo	8.52PM
402	161	Lv CAMERON, Tex.	6902	1219	Lv FLAGSTAFF, Ariz.	9.39PM
60	178	Lv ROGERS, Tex.	7313	1226	... Cross Arizona Divide	9.49PM
736	191	Lv TEMPLE, Tex.	6748	1253	Ar WILLIAMS, Ariz.	10.30PM
530	200	Lv BELTON, Tex.	6868	1317	Cars for Grand Canyon switched to No. 14; Arrive Grand Canyon 7.00 am.	
831	217	Lv KILLEEN, Tex.				
		{ RADIO JCT. } LAMPASAS } Tex. b1211AM				
1482	267	Lv LOMETA, Tex.	6748	1253	Lv WILLIAMS, Ariz.	10.30PM
1574	289	Lv GOLDTHWAITE, Tex.	5128	1276	Lv ASH FORK, Ariz.	11.30PM
1342	324	Ar BROWNWOOD, Tex. 1.55AM			Phoenix passengers take Train No. 47 at Ash Fork. Ar. Wickenburg 6.30 am. Ar. Phoenix 8.30 am.	
		Lv. Dallas...8.15pm Lv. Ft. Worth...9.20pm Ar. Brownwood...2.10am Cars from Dallas switched to California train.	5242	1303	Lv SELIGMAN, Ariz.	12.18AM
		Houston-San Angelo Pullman switched to Train No. 77, Lv. Brownwood 2.50am; ar. San Angelo 6.30 am.	3335	1391	Lv KINGMAN (MST), Ariz.	12.09AM
1342	324	Lv BROWNWOOD, Tex.	1441		... Cross Colorado River	3.06AM
1602	333	Lv BANGS, Tex.			Arriving Needles turn watches BACK one hour.	
1744	345	Lv SANTA ANNA, Tex.	476	1450	Ar NEEDLES (PST), Cal.	2.20AM
1710	354	Lv COLEMAN, Tex.	476	1450	Lv NEEDLES, Cal.	2.30AM
1979	372	Lv NOVICE, Tex.	2105	1620	Ar BARSTOW, Cal.	6.00AM
1907	385	Lv LAWN, Tex.			{ San Francisco cars transferred to Train Nos. 23-61 Lv Barstow...6.20 am Ar Bakersfield...10.50 am Ar Fresno...1.05 pm Ar Stockton...3.07 pm Ar Oakland...5.00 pm Ar San Francisco 5.25 pm	
1972	391	Lv TUSCOLA, Tex.	2105	1620	Lv BARSTOW, Cal.	6.30AM
1926	396	Lv BUFFALO GAP, Tex.	1654		... Cross Mojave River	7.10AM
1911	402	Lv VIEW, Tex.	2718	1657	Ar VICTORVILLE, Cal.	7.16AM
2145	438	Lv SWEETWATER, Tex.			Cajon Pass and San Gabriel Mountains.	
2439	466	Lv HERMLEIGH, Tex.	1077	1700	Ar SAN BERNARDINO	8.40AM
2316	477	Lv SNYDER, Tex.	1077	1700	Lv SAN BERNARDINO	8.45AM
2602	520	Lv POST, Tex.	1705		... Cross Santa Ana River	8.58AM
3020	537	Lv SOUTHLAND, Tex.	851	1710	Ar RIVERSIDE, Cal.	9.05AM
3163	544	Lv SLATON, Tex.	601	1719	Ar CORONA (NORCO), Cal.	9.23AM
3195	559	Lv LUBBOCK, Tex.	1724		... Cross Santa Ana River	9.30AM
3297	571	Lv SHALLOWATER, Tex.	161	1740	Ar FULLERTON, Cal.	9.51AM
3382	583	Lv ANTON, Tex.	35	1764	Long Beach passengers transfer to motor coach, Lv. Fullerton 10.00am. Ar. Long Beach 11.05 am.	
3553	596	Lv LITTLEFIELD, Tex.				
3647	604	Lv AMHERST, Tex.	1760		... Cross San Gabriel River	10.08AM
3749	611	Lv SUDAN, Tex.	318	1772	Ar LOS ANGELES, Cal.	10.40AM
3791	617	Lv MULESHOE, Tex.			San Diego passengers transfer in Union Station to Train No. 74, Lv. Los Angeles 11.30 am, Ar. San Diego 2.15 pm.	
4005	629	Lv LARIAT, Tex.				
4138	639	Lv FARWELL-TEXICO, Tex.				
4225	648	Ar CLOVIS (CST), N.Mex. At Clovis turn watches BACK one hour.				
		Cars from New Orleans and Dallas are switched to Tr. 23, The Grand Canyon.				
4225	648	Lv CLOVIS (MST), N.Mex.				
4040	708	Lv FT. SUMNER, N.Mex.				
		... Cross Pecos River				
		Lv VAUGHN, N.Mex.				

Altitude	Mls.	Read Down	Altitude	Mls.	Read Down	Time
13		San Diego passengers leave at 11.45 am in train No. 73 and transfer at Fullerton to train No. 24.	1063		... Cross Pecos River	1.26PM
			4040	1065	Lv FT. SUMNER, N.Mex.	*1.26PM
318	0	Lv LOS ANGELES (PST)	4225	1125	Ar CLOVIS (MST), N.Mex.	2.30PM
		... Cross San Gabriel River			At Clovis turn watches AHEAD one hour. Clovis-Ft. Worth-Dallas cars join train here.	
		Long Beach passengers for The Grand Canyon leave at 12.30 pm via motor coach for Fullerton.	4225	1125	Lv CLOVIS (CST), N.Mex.	4.00PM
			4138	1134	Lv FARWELL-TEXICO, Tex.	4.15PM
			4005	1144	Lv LARIAT, Tex.	4.28PM
			3791	1157	Lv MULESHOE, Tex.	4.47PM
			3749	1162	Lv SUDAN, Tex.	5.10PM
			3647	1169	Lv AMHERST, Tex.	5.20PM
			3513	1177	Lv LITTLEFIELD, Tex.	5.40PM
			3382	1190	Lv ANTON, Tex.	5.57PM
			3297	1202	Lv SHALLOWATER, Tex.	6.17PM
			3195	1214	Lv LUBBOCK, Tex.	7.00PM
			3163	1219	Lv SLATON, Tex.	7.25PM
			3020	1235	Lv SOUTHLAND, Tex.	7.35PM
			2602	1253	Lv POST, Tex.	7.53PM
			2488	1286	Lv DERMOTT, Tex.	8.35PM
			2316	1296	Lv SNYDER, Tex.	8.50PM
			2439	1307	Lv HERMLEIGH, Tex.	9.05PM
			2145	1335	Lv SWEETWATER, Tex.	10.00PM
			1911	1371	Lv VIEW, Tex.	10.50PM
			1926	1377	Lv BUFFALO GAP, Tex.	11.05PM
			1972	1382	Lv TUSCOLA, Tex.	11.04PM
			1907	1388	Lv LAWN, Tex.	11.13PM
			1979	1401	Lv NOVICE, Tex.	11.28PM
			1710	1420	Lv COLEMAN, Tex.	11.55PM
			1744	1428	Lv SANTA ANNA, Tex.	e1207AM
			1602	1440	Lv BANGS, Tex.	e1222AM
			1342	1450	Ar BROWNWOOD, Tex.	12.50AM
					{ Cars for Ft. Worth-Dallas switched to Train 78-111. Lv Brownwood...1.20 am Ar Ft. Worth...6.25 am Ar Dallas...8.00 am Leave San Angelo 8.50 pm in Train 78, ar. Brownwood 12.30 am, where car joins train No. 76.	
			5128	495	Ar ASH FORK, Ariz.	2.25AM
			6748	521	Ar WILLIAMS, Ariz.	3.40AM
			6868		Lv. Grand Canyon 8.00 pm arrive Williams 10.20 pm where car joins No. 24	
			6748	521	Lv WILLIAMS, Ariz.	3.40AM
			7313	548	... Cross Arizona Divide	4.18AM
			6902	555	Lv FLAGSTAFF, Ariz.	4.30AM
			586		... Cross Canyon Diablo	5.07AM
			4843	613	Lv WINSLOW, Ariz.	5.50AM
			616		... Cross Little Colorado River	5.55AM
			5080	645	Lv HOLBROOK, Ariz.	6.20AM
			728		... Cross Rio Puerco	7.32AM
			6506	741	Lv GALLUP, N.Mex.	7.48AM
			7247	771	... Cross Continental Divide	8.10AM
			866		... Cross Rio Puerco	9.55AM
			4785	885	Ar BELEN, N.Mex.	10.10AM
					For Albuquerque take motor coach at Belen. Ar. Albuquerque 11.25 am.	
					Leave Albuquerque 9.15 am via motor coach to connect with train No. 24 at Belen	
			4785	885	Lv BELEN, N.Mex.	10.25AM
					... Cross Rio Grande	10.29AM
			6470	926	Lv MOUNTAINAIR, N.Mex.	*11.15AM
			5952	994	Lv VAUGHN, N.Mex.	*12.00PM

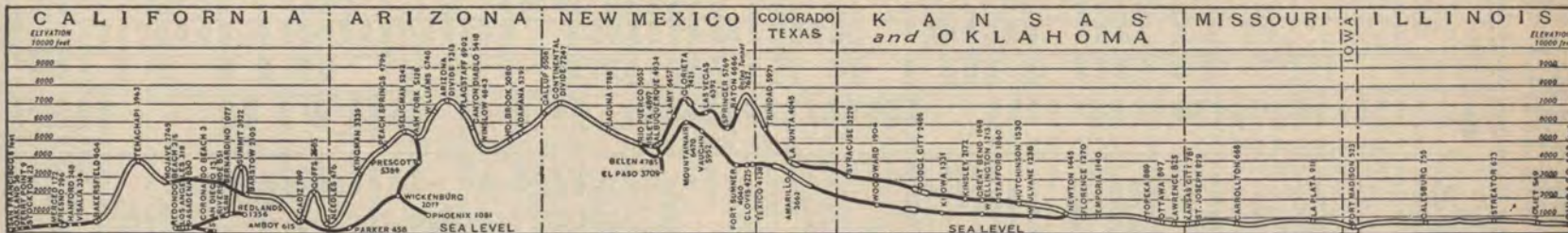
- a Stops to receive passengers for Brownwood and beyond.
- b Stops to receive for west of Brownwood and to discharge from Houston and beyond.
- c Stops to receive passengers for west of Coleman.
- △ Stops to receive for Los Angeles or discharge from Williams, also Belen and beyond.
- * Stops to discharge from beyond Clovis or to receive for Belen and beyond.
- † Stops to discharge passengers from Clovis and beyond.
- Stops to discharge from Belen and beyond or receive for Bakersfield and beyond.
- f Flag stop to receive or discharge passengers. ☞ Indicates Rail-Auto Service available.

- e Stops to discharge passengers from west of Coleman.
- g Stops to discharge from west of Brownwood and to receive for Houston and beyond.
- h Stops to discharge passengers from Brownwood and beyond.
- i Stops to receive passengers for Clovis and beyond.
- △ Stops to discharge passengers from Los Angeles.
- Stops to receive passengers for Belen and beyond or discharge from Barstow and beyond.
- † Stops to discharge passengers from Barstow and beyond or to receive for Clovis and beyond.
- * Stops to discharge passengers from Belen and beyond or to receive for beyond Clovis.
- f Flag stop to receive or discharge paying passengers.
- ☞ Indicates Rail-Auto Service available.

THE ATCHISON, TOPEKA AND SANTA FE RAILWAY SYSTEM



PROFILE OF SANTA FE BETWEEN CHICAGO AND CALIFORNIA



Central Standard Time (CST in time tables) applies east of Dodge City, Clovis and Scott City. Mountain Standard Time (MST in time tables) applies east of Needles and Parker—west of Dodge City and Clovis, and points Scott City to Garden City. Pacific Standard Time (PST in time tables) applies at Needles and west thereof and west of Parker.

MILEAGE OF SANTA FE LINES OPERATED

Atchison, Topeka and Santa Fe Railway	9,088 miles
Panhandle and Santa Fe Railway	1,888 miles
Gulf, Colorado and Santa Fe Railway	2,097 miles
Total Mileage	13,073 miles

KANSAS CITYAN - CHICAGOAN

Daily Pullman-Chair Car Streamliners Chicago-Kansas City-Oklahoma-Texas.

Altitude	Mls.	Train Nos. 11-111 Read Down	Altitude	Mls.	Train Nos. 112-12 Read Down
593	0	Lv CHICAGO (CST) Ill. 9.30AM	512	0	Lv DALLAS Tex. 8.15PM
	11	Cross Des Plaines River... 9.45AM	670	31	Ar FT. WORTH Tex. 9.00PM
	24	Cross Des Plaines River... 9.58AM	670	31	Lv FT. WORTH Tex. 10.20PM
549	38	Lv JOLIET Ill. 10.15AM			*Saginaw, 10.40 pm.
	52	Cross Kankakee River... 10.26AM			*Haslet, 10.52 pm.
625	90	Lv STREATOR Ill. 11.00AM			*Justin, 11.05 pm.
	92	Cross Vermilion River... 11.08AM			*Ponder, 11.15 pm.
	128	Cross Illinois River... 11.35AM			*Krum, 11.25 pm.
515	130	Lv CHILLICOTHE Ill. 11.35AM	738	96	Lv GAINESVILLE Tex. 12.15AM
	163	Cross Spoon River... 12.05PM			*Valley View, 11.50 pm.
755	177	Lv GALESBURG Ill. 12.20PM	103		Cross Red River... 12.25AM
	231	Cross Mississippi River... 1.06PM			*Thackerville, 12.35 am.
523	232	Lv FT. MADISON Ia. 1.10PM	848	118	Lv MARIETTA Okla. 12.50AM
521	234	Lv SHOPTON Ia. 1.20PM			*Overbrook, 1.03 am.
	251	Cross Des Moines River... 1.40PM	876	135	Lv ARDMORE Okla. 1.20AM
	268	Cross Wyaconda River... 1.58PM			*Gene Autry, 1.33 am.
	279	Cross N. Fabius River... 2.08PM	773	154	Lv DOUGHERTY Okla. 1.52AM
913	312	Lv LA PLATA Mo. 2.35PM	844	163	Lv DAVIS Okla. 2.04AM
	323	Cross Chariton River... 2.46PM	975	173	Lv WYNNEWOOD Okla. 2.26AM
857	346	Lv MARCELINE Mo. 3.10PM	926	180	Lv PAULS VALLEY Okla. 2.55AM
	369	Cross Grand River... 3.30PM			*Paoli, 3.10 am.
	424	Cross Missouri River... 4.15PM	1029	202	Lv PURCELL Okla. 4.00AM
781	450	Ar KANSAS CITY Mo. 4.55PM	208		Cross S. Canadian River... 4.05AM
		Tulsa cars switched to Train 211, Lv. Kansas City 5.10 pm; Ar. Tulsa 10.10 pm; see page 20.	1175	212	Lv NOBLE Okla. 4.12AM
			1170	218	Lv NORMAN Okla. 4.35AM
			1220	226	Lv MOORE Okla. 4.45AM
781	450	Lv KANSAS CITY Mo. 5.15PM	235		Cross N. Canadian River... 5.08AM
813	490	Lv LAWRENCE Kan. 5.56PM	1262	236	Ar OKLAHOMA CITY Okla. 5.10AM
889	516	Lv TOPEKA Kan. 6.25PM			Dallas-Chicago cars switched to Train 12.
1138	577	Lv EMPORIA Kan. 7.30PM	1262	236	Lv OKLAHOMA CITY Okla. 6.45AM
1445	650	Lv NEWTON Kan. 8.42PM	940	267	Lv GUTHRIE Okla. 7.20AM
1312	678	Lv WICHITA Kan. 9.15PM	270		Cross Cimarron River... 7.23AM
1120	716	Lv WINFIELD Kan. 10.00PM	990	298	Lv PERRY Okla. 7.50AM
1118	729	Lv ARKANSAS CITY Kan. 10.17PM	1005	331	Lv PONCA CITY Okla. 8.25AM
	730	Cross Arkansas River... 10.19PM	1154	344	Lv NEWKIRK Okla. 8.40AM
1154	742	Lv NEWKIRK Okla. 10.29PM	355		Cross Arkansas River... 8.55AM
1005	754	Lv PONCA CITY Okla. 10.45PM	1118	356	Lv ARKANSAS CITY Kan. 9.02AM
990	787	Lv PERRY Okla. 11.22PM	1120	369	Lv WINFIELD Kan. 9.16AM
	815	Cross Cimarron River... 11.50PM	1312	407	Lv WICHITA Kan. 9.55AM
940	818	Lv GUTHRIE Okla. 11.55PM	1445	435	Lv NEWTON Kan. 10.35AM
1262	849	Ar OKLAHOMA CITY Okla. 12.35AM	1138	508	Lv EMPORIA Kan. 11.40AM
		Chicago-Dallas cars switched to Train 111.	889	569	Lv TOPEKA Kan. 12.45PM
1262	849	Lv OKLAHOMA CITY Okla. 12.50AM	813	595	Lv LAWRENCE Kan. 1.12PM
850		Cross N. Canadian River... 12.51AM	781	635	Ar KANSAS CITY Mo. 2.00PM
		*Moore, Okla., 1.05 am			Tulsa-Chgo. cars lv. Tulsa, Tr. 212, 8.40 am; Ar. Kan. City 1.30 pm; see page 20.
1170	867	Lv NORMAN Okla. 1.20AM			Lv KANSAS CITY Mo. 2.15PM
		*Noble, 1.30 am.	661		Cross Missouri River... 2.50PM
877		Cross S. Canadian River... 1.40AM	716		Cross Grand River... 3.34PM
1029	883	Lv PURCELL Okla. 1.50AM	857	739	Lv MARCELINE Mo. 3.55PM
		*Wayne, 2.11 am.			Cross Chariton River... 4.19PM
		*Paoli, 2.25 am.	762		Cross Spoon River... 6.55PM
926	905	Lv PAULS VALLEY Okla. 2.36AM	913	773	Lv LA PLATA Mo. 4.30PM
975	912	Lv WYNNEWOOD Okla. 2.49AM	806		Cross N. Fabius River... 4.50PM
844	922	Lv DAVIS Okla. 3.04AM	817		Cross Wyaconda River... 5.08PM
773	930	Lv DOUGHERTY Okla. 3.20AM	834		Cross Des Moines River... 5.29PM
		*Gene Autry, 3.38 am.	521	851	Lv SHOPTON Ia. 5.50PM
876	949	Lv ARDMORE Okla. 3.59AM	523	853	Lv FT. MADISON Ia. 5.55PM
		*Overbrook, 4.10 am.	854		Cross Mississippi River... 5.67PM
848	967	Lv MARIETTA Okla. 4.23AM	755	908	Lv GALESBURG Ill. 6.40PM
		*Thackerville, 4.42 am.			Cross Spoon River... 6.55PM
982		Cross Rea River... 4.50AM	922		Cross Spoon River... 6.55PM
738	989	Lv GAINESVILLE Tex. 5.06AM	515	955	Lv CHILLICOTHE Ill. 7.20PM
		*Valley View, 5.20 am.	957		Cross Illinois River... 7.22PM
		*Sanger, 5.33 am.	993		Cross Vermilion River... 7.56PM
		*Krum, 5.46 am.	625	995	Lv STREATOR Ill. 8.00PM
		*Ponder, 5.56 am.	1033		Cross Kankakee River... 8.35PM
		*Justin, 6.06 am.	549	1047	Lv JOLIET Ill. 8.50PM
		*Paoli, 6.19 am.			Cross Des Plaines River... 9.06PM
		*Saginaw, 6.32 am.	1061		Cross Des Plaines River... 9.26PM
670	1054	Ar FT. WORTH Tex. 6.50AM	1074		Cross Des Plaines River... 9.26PM
670	1054	Lv FT. WORTH Tex. 7.15AM	593	1085	Ar CHICAGO Ill. 9.45PM
512	1085	Ar DALLAS Tex. 8.00AM			

*Stops on signal only. Rail-Auto Service available. † Stops to receive or discharge passengers for or from Wichita and beyond or Oklahoma City and beyond.

CHICAGO-TEXAS Service

Tr. 3-5, Southbound; Tr. 6-4, Northbound Pullman, Chair Car

Altitude	Mls.	Train No. 3-5 Southbound Read Down	Altitude	Mls.	Train No. 6-4 Northbound Read Down
		Through Chicago-Galveston Pullman. (See California Limited page 10 for details of service Chicago to Newton).	17	0	Lv GALVESTON Tex. 7.30PM
		Lv Chicago... 8.45 pm	18	15	Lv HITCHCOCK Tex. 8.04PM
		Ar Kansas City... 7.15 am			*Alta Loma, 8.10 pm.
		Lv Kansas City... 8.00 am			*Arcadia, 8.13 pm.
		Ar Newton... 12.20 pm			*Algoa, 8.17 pm.
1445	650	Lv NEWTON Kan. 12.45PM	48	29	Lv ALVIN Tex. 8.24PM
1312	678	Lv WICHITA Kan. 1.35PM			*Pearland, 8.38 pm.
1120	716	Lv WINFIELD Kan. 2.22PM	54	53	Ar HOUSTON Tex. 9.10PM
1118	729	Lv ARKANSAS CITY Kan. 2.45PM	54	53	Lv HOUSTON Tex. 9.25PM
1154	741	Lv NEWKIRK Okla. 3.03PM	103	89	Lv ROSENBERG Tex. 10.27PM
		*Kildare, 3.10 pm.			*Richmond, 10.20 pm.
1005	754	Lv PONCA CITY Okla. 3.25PM	135	106	Lv WALLIS Tex. 10.58PM
992	766	Lv MARLAND Okla. 3.38PM	196	117	Lv SEALY Tex. 11.18PM
891	772	Lv RED ROCK Okla. 3.47PM	264	130	Lv BELLVILLE YARD Tex. 11.40PM
990	787	Lv PERRY Okla. 4.05PM	263	131	Lv BELLVILLE Tex. 11.46PM
944	804	Lv MULHALL Okla. 4.26PM			*Kenney, 11.58 pm.
940	818	Lv GUTHRIE Okla. 4.45PM	330	149	Lv BRENNHAM Tex. 12.09AM
1199	821	Lv EDMOND Okla. 5.08PM			*Gay Hill, 12.25 am.
1262	849	Lv OKLAHOMA CITY Okla. 5.45PM	247	165	Lv SOMERVILLE Tex. 12.40AM
1170	867	Lv NORMAN Okla. 6.15PM			*Lyons, 12.48 am.
1029	883	Lv PURCELL Okla. 6.40PM	404	182	Lv CALDWELL Tex. 1.05AM
926	905	Lv PAULS VALLEY Okla. 7.17PM			*Christman, 1.15 am.
876	949	Lv ARDMORE Okla. 8.16PM	494	197	Lv MILANO Tex. 1.40AM
848	967	Lv MARIETTA Okla. 8.35PM	388	211	Lv CAMERON Tex. 2.01AM
738	989	Lv GAINESVILLE Tex. 9.10PM	525	220	Lv BUCKHOLTS Tex. 2.15AM
670	1054	Ar FT. WORTH Tex. 10.20PM	545	228	Lv ROGERS Tex. 2.25AM
		Dallas passengers take motor coach, Lv. Ft. Worth 11.10 pm. Ar. Dallas 12.25 am.			*Heidenheimer, 2.40 am.
		Leave Dallas via Train No. 112 8.15 pm; Ar. Ft. Worth 9.00 pm.	736	241	Lv TEMPLE Tex. 3.05AM
670	1054	Lv FT. WORTH Tex. 10.45PM			*Pendleton, 3.18 am.
		*Seminary Hill, 10.55 pm.	781	256	Lv MOODY Tex. 3.29AM
		*Crowley, 11.07 pm.	710	266	Lv MCGREGOR Tex. 3.45AM
		*Joshua, 11.18 pm.	684	273	*Crawford, 3.56 am.
758	1083	Lv CLEBURNE Tex. 11.35PM	630	282	Lv VALLEY MILLS Tex. 4.11AM
		*Rio Vista, 11.45 pm.	667	293	Lv CLIFTON Tex. 4.30AM
		*Blum, 11.53 pm.	795	304	Lv MERIDIAN Tex. 4.46AM
		*Kopper, 12.03 am.	720	311	Lv MORGAN Tex. 4.58AM
		*Kopper, 12.03 am.			*Kopper, 5.08 am.
720	1112	Lv MORGAN Tex. 12.15AM			*Blum, 5.18 am.
795	1120	Lv MERIDIAN Tex. 12.26AM	758	340	Lv CLEBURNE Tex. 5.55AM
667	1130	Lv CLIFTON Tex. 12.42AM			*Joshua, 6.08 am.
		*Valley Mills, 12.59 am.			*Crowley, 6.20 am.
		*Crawford, 1.13 am.			*Seminary Hill, 6.31 am.
710	1157	Lv MCGREGOR Tex. 1.30AM	670	369	Ar FT. WORTH Tex. 6.45AM
781	1167	Lv MOODY Tex. 1.43AM			Tr. No. 111, Lv. Ft. Worth 7.15 am. Ar. Dallas 8.00 am.
		*Pendleton, 1.52 am.			Leave Dallas via motor coach on Mon. to Fri., incl., 6.45 am, Ar. Ft. Worth 7.45 am. On Sat. and Sun. leave Dallas 6.10 am. Ar. Ft. Worth 7.25 am. Lv. San Angelo Train 78, 8.50 pm, Lv. Brownwood 1.20 am. Ar. Ft. Worth 6.25 am.
736	1182	Lv TEMPLE Tex. 2.20AM	670	369	Lv FT. WORTH Tex. 8.00AM
		*Heidenheimer, 2.30 am.	738	434	Lv GAINESVILLE Tex. 9.14AM
545	1196	Lv ROGERS Tex. 2.42AM	848	456	Lv MARIETTA Okla. 9.44AM
		*Buckholts, 2.54 am.	876	474	Lv ARDMORE Okla. 10.11AM
388	1212	Lv CAMERON Tex. 3.12AM	844	502	Lv DAVIS Okla. 10.54AM
494	1226	Lv MILANO Tex. 3.28AM	926	519	Lv PAULS VALLEY Okla. 11.21AM
		*Christman, 3.53 am.	1029	541	Lv PURCELL Okla. 12.02PM
404	1242	Lv CALDWELL Tex. 4.05AM	1170	556	Lv NORMAN Okla. 12.20PM
		*Lyons, 4.22 am.	1220	565	Lv MOORE Okla. 12.30PM
247	1259	Lv SOMERVILLE Tex. 4.35AM	1262	574	Lv OKLAHOMA CITY Okla. 1.00PM
		*Gay Hill, 4.44 am.			*Britton, 1.11 pm.
330	1274	Lv BRENNHAM Tex. 5.05AM	1199	587	Lv EDMOND Okla. 1.18PM
		*Kenney, 5.18 am.	940	605	Lv GUTHRIE Okla. 1.43PM
263	1292	Lv BELLVILLE Tex. 5.38AM	940	618	Lv MULHALL Okla. 1.58PM
264	1293	Lv BELLVILLE YARD Tex. 5.45AM			*Orlando, 2.05 pm.
196	1305	Lv SEALY Tex. 6.05AM	990	655	Lv PERRY Okla. 2.20PM
135	1318	Lv WALLIS Tex. 6.24AM	891	670	Lv RED ROCK Okla. 2.35PM
		*Orchard, 6.34 am.			*Marland, 2.40 pm.
103	1334	Lv ROSENBERG Tex. 6.55AM	1005	669	Lv PONCA CITY Okla. 3.00PM
		*Richmond, 6.59 am.			*Kildare, 3.10 pm.
54	1370	Ar HOUSTON Tex. 7.55AM	1154	682	Lv NEWKIRK Okla. 3.20PM
54	1370	Lv HOUSTON Tex. 8.20AM	1118	695	Lv ARKANSAS CITY Kan. 3.50PM
		*Mykawa, 8.39 am.	1120	707	Lv WINFIELD Kan. 4.12PM
53	1384	Lv PEARLAND Tex. 8.45AM	1312	746	Lv WICHITA Kan. 5.10PM
48	1394	Lv ALVIN Tex. 9.01AM	1445	773	Ar NEWTON Kan. 5.50PM
		*Algoa, 9.06 am.			Through Galveston-Chicago Pullman. (See California Limited schedule page 11 for details of service Newton to Chicago).
		*Arcadia, 9.12 am.			Lv Newton... 6.10 pm.
18	1409	Lv HITCHCOCK Tex. 9.23AM			Ar Kansas City... 10.15 pm.
		*Alta Loma, 9.16 am.			Lv Kansas City... 11.00 pm.
17	1423	Ar GALVESTON Tex. 9.50AM			Ar Chicago... 8.30 am.

Indicates Rail-Auto Service available.

*Stops on signal only.

The TULSAN

Daily Chair Car, Parlor Observation Streamliner
Chicago - Kansas City - Tulsa

Altitude	Mls.	Train No. 211 Westbound Read Down	Altitude	Mls.	Train No. 212 Eastbound Read Down
		Through Tulsa cars leave Chicago Tr. 11, 9:30 am, Ar. Kansas City 4:55 pm and switched to The Tulsan.	750	0	Lv TULSA (CST) Okla. 8:40 AM
		Lv KANSAS CITY (CST) 5:10 PM	627	19	Lv COLLINSVILLE Okla. 8:59 AM
781	0	Lv OTTAWA Kan. 6:14 PM			Stops at Collinsville only to receive passengers for Kansas City and beyond.
908	58	Lv Cross Marais Des Cygnes R. 6:16 PM	700	50	Lv BARTLESVILLE Okla. 9:30 AM
1062	83	Lv GARNETT Kan. 6:44 PM	51	51	Cross Caney River 9:31 AM
968	109	Lv IOLA Kan. 7:12 PM	815	69	Lv CANEY Kan. 9:51 AM
	123	Cross Neosho River 7:27 PM	810	91	Lv INDEPENDENCE Kan. 10:20 AM
940	126	Lv CHANUTE Kan. 7:30 PM			Lv. Independence via Train No. 13 at 10:25 am, Ar. Winfield (Main Street Station) 12:50 pm, Ar. Wichita 2:00 pm, Ar. Newton 2:55 pm.
940	126	Lv CHANUTE Kan. 7:32 PM			Cross Verdigris River 10:21 AM
839	164	Lv CHERRYVALE Kan. 8:05 PM	92	92	Lv CHERRYVALE Kan. 10:33 AM
		Lv. Cherryvale Train 113 8:10 pm Ar. Coffeyville 8:45 pm.	839	101	Lv CHERRYVALE Kan. 10:33 AM
839	156	Lv CHERRYVALE Kan. 8:05 PM			Lv. Coffeyville Train 114 9:30 am. Ar. Cherryvale 10:05 am.
164		Cross Verdigris River 8:16 PM			Lv CHERRYVALE Kan. 10:33 AM
		Lv. Newton 3:40 pm, Wichita 4:20 pm, via Train No. 13, Lv. Winfield (Main Street Station) 5:20 pm, Ar. Independence 7:40 pm, for connection to Tulsa.	839	101	Lv CHERRYVALE Kan. 10:33 AM
800	165	Lv INDEPENDENCE Kan. 8:20 PM	940	130	Lv CHANUTE Kan. 11:08 AM
815	188	Lv CANEY Kan. 8:44 PM	940	130	Lv CHANUTE Kan. 11:10 AM
		Cross Caney River 9:08 PM			Cross Neosho River 11:13 AM
700	206	Lv BARTLESVILLE Okla. 9:07 PM	968	146	Lv IOLA Kan. 11:29 AM
627	237	Lv COLLINSVILLE Okla. 9:42 PM	1062	174	Lv GARNETT Kan. 11:57 AM
		Stops at Collinsville only to discharge passengers from Kansas City and beyond.	197	197	Cross Marais Des Cygnes R. 12:25 PM
			908	198	Lv OTTAWA Kan. 12:24 PM
750	256	Lv TULSA (CST) Okla. 10:10 PM	781	256	Lv KANSAS CITY (CST) 1:30 PM
					Through Tulsa-Chicago cars switched to Train 12, Lv. Kansas City 2:15 pm, Ar. Chicago 9:45 pm.

See page 18 for details of connecting service via Chicago-Kansas City streamliner.

OIL FLYER

Daily overnight Pullman - Chair Car Service
Chicago - Kansas City - Tulsa

Altitude	Mls.	Train No. 47 Westbound Read Down	Altitude	Mls.	Train No. 48 Eastbound Read Down
		Through Chicago-Tulsa Pullman Lv. Chicago 6:00 pm via Tr. 15 Ar. Kansas City 1:30 am and switched to Oil Flyer (see page 13 for schedule Train 15, Texas Chief (Chicago-Kansas City).	750	0	Lv TULSA (CST) Okla. 2:00 PM
781	0	Lv KANSAS CITY (CST) 2:00 AM	627	19	Lv COLLINSVILLE Okla. 2:24 PM
1026	26	Lv OLATHE Kan. 2:45 AM	660	32	Lv RAMONA Okla. 2:39 PM
1065	34	Lv GARDNER Kan. 2:55 AM	700	50	Lv BARTLESVILLE Okla. 3:01 PM
965	40	Lv EDGERTON Kan. 3:01 AM	750	54	Lv DEWEY Okla. 3:12 PM
1045	45	Lv WELLSVILLE Kan. 3:08 AM	815	69	Lv CANEY Kan. 3:32 PM
908	58	Lv OTTAWA Kan. 3:35 AM	800	91	Lv INDEPENDENCE Kan. 4:04 PM
270	67	Lv PRINCETON Kan. 3:49 AM	839	101	Lv CHERRYVALE Kan. 4:14 PM
1020	73	Lv RICHMOND Kan. 3:58 AM	1049	116	Lv THAYER Kan. 4:31 PM
1062	82	Lv GARNETT Kan. 4:18 AM	1062	174	Lv CHANUTE Kan. 4:55 PM
1080	91	Lv WELDA Kan. 4:28 AM	983	139	Lv HUMBOLDT Kan. 5:08 PM
1125	99	Lv COLONY Kan. 4:40 AM	968	146	Lv IOLA Kan. 5:23 PM
969	104	Lv CARLYLE Kan. 4:48 AM	969	152	Lv CARLYLE Kan. 5:31 PM
968	117	Lv IOLA Kan. 5:09 AM	1125	157	Lv COLONY Kan. 5:40 PM
983	117	Lv HUMBOLDT Kan. 5:24 AM	1080	165	Lv WELDA Kan. 5:50 PM
940	126	Lv CHANUTE Kan. 5:45 AM	1062	174	Lv GARNETT Kan. 6:03 PM
940	126	Lv CHANUTE Kan. 5:55 AM	1020	183	Lv RICHMOND Kan. 6:17 PM
964	134	Lv EARLTON Kan. 6:05 AM	270	189	Lv PRINCETON Kan. 6:26 PM
1049	141	Lv THAYER Kan. 6:14 AM	908	198	Lv OTTAWA Kan. 7:00 PM
839	156	Lv CHERRYVALE Kan. 6:35 AM	1045	211	Lv WELLSVILLE Kan. 7:18 PM
800	165	Lv INDEPENDENCE Kan. 6:45 AM	965	217	Lv EDGERTON Kan. 7:27 PM
800	165	Lv INDEPENDENCE Kan. 6:55 AM	1065	222	Lv GARDNER Kan. 7:37 PM
769	182	Lv HAVANA Kan. 7:17 AM	1026	231	Lv OLATHE Kan. 7:55 PM
815	188	Lv CANEY Kan. 7:28 AM	796	240	Lv ZARAH Kan. 8:07 PM
759	190	Lv COPAN Okla. 7:39 AM	760	243	Lv HOLIDAY Kan. 8:13 PM
750	197	Lv DEWEY Okla. 7:50 AM	765	249	Lv TURNER Kan. 8:21 PM
700	206	Lv BARTLESVILLE Okla. 8:07 AM	752	252	Lv KANSAS CITY Kan. 8:26 PM
743	218	Lv OCHELATA Okla. 8:27 AM	781	256	Lv KANSAS CITY (CST) 8:40 PM
660	224	Lv RAMONA Okla. 8:36 AM			Through Tulsa-Chicago Pullman switched to Train 10, Lv. Kansas City 10:00 pm, Ar. Chicago 7:45 am (see page 13 for schedule Train 10, Kansas City Chief, Kansas City-Chicago).
627	237	Lv COLLINSVILLE Okla. 8:59 AM			
603	245	Lv OWASSO Okla. 9:08 AM			
750	256	Lv TULSA (CST) Okla. 9:35 AM			

Indicates Rail-Auto Service available. f Flag stop.

KANSAS CITY-DENVER Service

Through Pullman and Chair Car between Kansas City and Denver, Lounge and Dining Car Service.

Altitude	Mls.	Tr. 123-1-102 Westbound Read Down	Altitude	Mls.	Train 101-2-124 Eastbound Read Down
		Train 23, The Grand Canyon, Lv. Chicago 12:01 pm, Ar. Kansas City 9:00 pm makes connection for this service.	5280	0	Lv DENVER (MST) Colo. 2:10 PM
			6032	75	Lv COLORADO SPGS. Colo. 4:00 PM
781	0	Lv KANSAS CITY (CST) 9:30 PM	4690	119	Lv PUEBLO Colo. 5:00 PM
813	40	Lv LAWRENCE Kan. 10:20 PM	4045	183	Lv LA JUNTA Colo. 6:40 PM
889	66	Lv TOPEKA Kan. 10:55 PM			Stops at Las Animas, Syracuse and Lakin to discharge from Pueblo and beyond or receive for Kansas City and beyond.
1138	127	Lv EMPORIA Kan. 12:10 AM	3887	212	Lv LAS ANIMAS Colo. 4:59 PM
1445	200	Lv NEWTON Kan. 1:50 AM	3603	236	Lv LAMAR Colo. 7:31 PM
1530	233	Lv HUTCHINSON (CST) Kan. 2:26 AM	3220	286	Lv SYRACUSE Kan. 4:15 PM
		At Dodge City turn watches BACK one hour.	2990	314	Lv LAKIN Kan. 4:41 PM
2486	368	Lv DODGE CITY (MST) Kan. 3:40 AM	2830	336	Lv GARDEN CITY (MST) Kan. 9:03 PM
2830	418	Lv GARDEN CITY Kan. 4:25 AM			At Dodge City turn watches AHEAD one hour.
		Stops at Lakin, Syracuse and Las Animas to receive passengers for Pueblo and beyond or discharge from Kansas City and beyond.	2486	386	Lv DODGE CITY (CST) Kan. 11:00 PM
2990	440	Lv LAKIN Kan. 4:43 AM	1530	524	Lv HUTCHINSON Kan. 1:01 AM
3220	469	Lv SYRACUSE Kan. 5:11 AM	1445	557	Lv NEWTON Kan. 1:50 AM
3603	517	Lv LAMAR Colo. 6:00 AM	1445	557	Lv NEWTON Kan. 2:00 AM
3887	550	Lv LAS ANIMAS Colo. 6:40 AM	1138	620	Lv EMPORIA Kan. 3:20 AM
4045	570	Lv LA JUNTA Colo. 8:00 AM	889	684	Lv TOPEKA Kan. 4:35 AM
4690	634	Lv PUEBLO Colo. 9:45 AM	813	712	Lv LAWRENCE Kan. 5:19 AM
6032	679	Lv COLORADO SPGS. Colo. 11:00 AM	781	752	Lv KANSAS CITY (CST) 6:30 AM
5280	753	Lv DENVER (MST) Colo. 1:00 PM			Passengers change cars for Chicago, Lv. Kansas City 7:00 am, on No. 24, Ar. Chicago 3:45 pm.

OKLAHOMA CITY-DENVER Service

Through Pullman between Oklahoma City and Denver, Chair Car Service with change enroute. Lounge and Dining Car Service.

Altitude	Mls.	28-12-31-102 Westbound Read Down	Altitude	Mls.	101-2-124-27 Eastbound Read Down
1262	0	Lv OKLA. CITY (CST) Okla. 8:20 PM	5280	0	Lv DENVER (MST) Colo. 2:10 PM
940	31	Lv GUTHRIE Okla. 9:05 PM	6032	75	Lv COLORADO SPGS. Colo. 4:00 PM
1005	95	Lv PONCA CITY Okla. 10:30 PM			Tracks parallel Rocky Mountains affording wonderful view of mountains.
1118	121	Lv ARKANSAS CITY Kan. 11:20 PM	4690	119	Lv PUEBLO Colo. 5:00 PM
1312	172	Lv WICHITA Kan. 12:50 AM	4045	183	Lv LA JUNTA (MST) Colo. 6:40 PM
1445	199	Lv NEWTON Kan. 1:35 AM	1445	555	Lv NEWTON (CST) Kan. 1:50 AM
		Through Okla. City-Denver Pullman switched to Train 123 at Newton.			Denver-Okahoma City Pullman switched to Train 27 at Newton.
1445	199	Lv NEWTON (CST) Kan. 1:50 AM	1445	557	Lv NEWTON Kan. 2:25 AM
4045	569	Lv LA JUNTA (MST) Colo. 7:05 AM	1312	584	Lv WICHITA Kan. 3:00 AM
4690	634	Lv PUEBLO Colo. 9:45 AM	1118	632	Lv ARKANSAS CITY Kan. 4:25 AM
		Tracks parallel Rocky Mountains affording wonderful view of mountains.	1005	660	Lv PONCA CITY Okla. 5:20 AM
6032	679	Lv COLORADO SPGS. Colo. 11:00 AM	940	724	Lv GUTHRIE (CST) Okla. 7:20 AM
5280	754	Lv DENVER (CST) Colo. 1:00 PM	1262	755	Lv OKLA. CITY (CST) Okla. 8:25 AM

DENVER-PHOENIX-CALIFORNIA Service

Through Pullman between Denver and Phoenix and Denver and Los Angeles, Chair Car Denver and Los Angeles. Lounge and Dining Car Service.

Altitude	Mls.	Tr. 141-14-123 Westbound Read Down	Altitude	Mls.	Tr. 124-13-130 Eastbound Read Down
5280	0	Lv DENVER (MST) Colo. 11:40 PM			San Diego passengers leave on Train 73, 11:45 am; Ar. Fullerton 1:48 pm to connect with train 124.
6032	75	Lv COLORADO SPGS. Colo. 1:25 AM			Lv LOS ANGELES (PST) 1:30 PM
4690	119	Lv PUEBLO Colo. 2:20 AM	318	0	Los Angeles-Denver cars carried on Tr. No. 124 to La Junta. (For details of schedule see page 9.)
4045	183	Lv LA JUNTA Colo. 5:00 AM			San Francisco passengers leave on Tr. 60-24, 7:45 am, Oakland 8:07 am, Stockton 10:08 am; Fresno 12:08 pm, Bakersfield 2:15 pm, Ar. Barstow 6:00 pm.
		Denver-Los Angeles and Phoenix cars switched to Train 123 at La Junta.	2105	154	Lv BARSTOW (PST) Cal. 6:05 PM
4045	183	Lv LA JUNTA Colo. 7:30 AM			Phoenix-Denver Pullman leaves Phoenix Tr. 42, 5:00 pm; Lv. Wickenburg 6:40 pm; Ar. Ash Fork 11:00 pm and switched to Tr. 124.
4934	530	Lv ALBUQUERQUE N.M. 3:15 PM			Lv ASH FORK (MST) Ariz. 2:10 AM
5128	934	Lv ASH FORK (MST) Ariz. 11:40 PM			Lv ALBUQUERQUE N.M. 10:35 AM
		Denver-Phoenix Pullman switched to Train 47, Lv. Ash Fork 2:15 am; Ar. Wickenburg 6:30 am; Ar. Phoenix 8:30 am.			Lv LA JUNTA Colo. 6:15 PM
2105	1265	Lv BARSTOW (PST) Cal. 6:10 AM			Lv LA JUNTA Colo. 6:40 PM
		San Francisco passengers Lv. Barstow, Train 29-61, 6:20 am; Ar. Bakersfield 10:50 am; Fresno 1:05 pm; Stockton 3:07 pm; Oakland 5:00 pm; San Francisco 5:25 pm.			Lv PUEBLO Colo. 7:45 PM
318	1419	Lv LOS ANGELES (PST) 10:25 AM			Lv COLORADO SPGS. Colo. 9:00 PM
		Lv. Los Angeles, Train 74, 11:30 am; Ar. San Diego 2:15 pm.			Lv DENVER (MST) Colo. 10:40 PM

Indicates Rail-Auto Service available.

f Flag stop to receive and discharge passengers

LOS ANGELES-SAN DIEGO Service

San Diego streamliners carry Chair Cars and Parlor-Observation Car. Dining Car—Fred Harvey Service on all trains (except Tr. 78). Tr. 70 carries only Chair Cars.

Altitude	Miles	Read Down	Train 70	Train 72	Train 74	Train 76	Train 78
			San Diego	San Diego	San Diego	San Diego	
318	0	Lv LOS ANGELES (PST) Cal.	12.30AM	8.00AM	11.30AM	3.30PM	7.30PM
		... Cross San Gabriel River	12.51AM	8.20AM	11.50AM	3.50PM	7.50PM
		... Cross Santa Ana River	1.20AM	8.30AM	12.01PM	4.00PM	8.01PM
135	36	Lv SANTA ANA Cal.	1.43AM	8.45AM	12.15PM	4.12PM	8.12PM
60	87	Lv OCEANSIDE Cal.	3.22AM	9.40AM	1.10PM	5.08PM	9.10PM
123	104	Lv DEL MAR Cal.	f 4.05AM	f 9.59AM	f 1.29PM	f 5.29PM	f 9.29PM
13	128	Ar SAN DIEGO (PST) Cal.	5.15AM	10.45AM	2.15PM	6.15PM	10.15PM

LOS ANGELES-SAN FRANCISCO

Golden Gate streamliners carry Baggage Car, Chair Cars, Chair-Lounge and Lunch-Counter Diner, Fred Harvey Service. Tr. 23 carries Pullmans, Chair Cars and Dining Car—Fred Harvey Service. Tr. 7 carries only Chair Cars.

Altitude	Miles	Read Down	Motor Coach		Motor Coach	Motor Coach
			Golden Gate	The Grand Canyon	Golden Gate	Train 7
318	0	Lv LOS ANGELES (Corner 6th and Main St.) Cal.	7.40AM	7.40AM	12.15PM	5.40PM
		Passengers use motor coaches to trainside at Bakersfield.				
430	9	Lv GLENDALE Cal.	7.59AM		12.34PM	
620	13	Lv BURBANK Cal.	8.13AM		12.48PM	
		Motor coach also leaves HOLLYWOOD 7.40 am, 12.15 pm and 6.15pm; NORTH HOLLYWOOD 7.52 am, 12.29 pm and 6.28 pm				
1065	24	Lv SAN FERNANDO Cal.	8.35AM		1.10PM	6.48PM
404	112	Ar BAKERSFIELD Cal.	11.15AM	11.15AM	3.50PM	9.17PM
404	112	Lv BAKERSFIELD Cal.	11.20AM	11.25AM	4.00PM	9.30PM
248	192	Lv HANFORD Cal.	12.30PM	1.15PM	5.10PM	11.20PM
		... Cross Kings River	12.40PM	1.25PM	5.15PM	11.31PM
296	222	Lv FRESNO Cal.	1.08PM	2.15PM	5.45PM	12.20AM
		... Cross San Joaquin River	1.21PM	2.29PM	6.00PM	12.37AM
		... Cross Fresno River	1.32PM	2.41PM	6.10PM	12.53AM
		... Cross Chowchilla River	1.46PM	3.02PM	6.24PM	1.08AM
172	280	Lv MERCED Cal.	2.05PM	3.30PM	6.45PM	1.35AM
		... Cross Merced River	2.18PM	3.46PM	6.55PM	1.54AM
		... Cross Tuolumne River	2.33PM	4.12PM	7.12PM	2.27AM
		... Cross Stanislaus River	2.48PM	4.32PM	7.28PM	2.52AM
23	346	Lv STOCKTON Cal.	3.07PM	5.10PM	7.45PM	3.30AM
		... Cross San Joaquin River	3.18PM	5.17PM	7.50PM	3.37AM
		... Cross Old River	3.29PM	5.32PM	8.02PM	3.52AM
10	406	Lv PINOLE Cal.	4.18PM	f 7.11PM	8.58PM	f 5.12AM
43	414	Lv RICHMOND Cal.	4.30PM	7.27PM	9.11PM	5.35AM
40	422	Lv BERKELEY Cal.	4.50PM	7.50PM	9.30PM	6.05AM
36	425	Ar OAKLAND Cal.	5.00PM	8.00PM	9.40PM	6.15AM
		Passengers for San Francisco take buses at trainside in Oakland.				
		... Cross San Francisco Bay	5.10PM	8.10PM	9.50PM	6.25AM
8	432	Ar SAN FRANCISCO Cal.	5.25PM	8.30PM	10.65PM	6.45AM

LOS ANGELES-PHOENIX Service

Through Pullman and Chair Car between Los Angeles and Phoenix. Lounge Car and Dining Car Service.

Altitude	Mls.	Tr. 4-118-181-47 Eastbound Read Down	Altitude	Mls.	Tr. 42-170-117-3 Westbound Read Down		
						318	0
		San Diego passengers leave on Train 77, 3.15 pm; Ar. Los Angeles 6.00 pm.		2077	54	Lv WICKENBURG Ariz.	7.00PM
		San Francisco passengers lv. on Tr. 4, 9.00 am, Oakland 9.25 am, Stockton 12.01 pm, Fresno 3.10 pm; Ar. Barstow 10.10 pm.		1865	109	Lv SALOME Ariz.	8.19PM
2105	142	Lv BARSTOW Cal.	10.45PM	458	165	Lv PARKER (PST) Ariz.	8.50PM
		Los Angeles-Phoenix Pullman and chair car switched to Train 118 at Cadiz.		976	199	Lv RICE Cal.	9.48PM
				815	249	Ar CADIZ Cal.	11.20PM
815	219	Lv CADIZ Cal.	1.00AM			Phoenix-Los Angeles Pullman and chair car switched to Train 3 at Cadiz.	
976	269	Lv RICE Cal.	2.09AM	2105	326	Ar BARSTOW Cal.	2.20AM
458	303	Ar PARKER (PST) Ariz.	3.00AM			Leave Barstow Train 23, 6.20 am; Ar. Fresno 2.05 pm; Stockton 5.10 pm; Oakland 8.00 pm; San Francisco 8.30 pm.	
1865	359	Ar SALOME (MST) Ariz.	5.19AM	318	468	Ar LOS ANGELES (PST) Cal.	7.00AM
2077	414	Ar WICKENBURG Ariz.	6.40AM			Los Angeles Train 72, 8.00 am; Ar. San Diego 10.45 am.	
1081	468	Ar PHOENIX (MST) Ariz.	8.30AM				

SAN DIEGO-LOS ANGELES Service

San Diego streamliners carry Chair Cars and Parlor-Observation Car. Dining Car—Fred Harvey Service on all trains (except Tr. 79). Tr. 75 carries only Chair Cars.

Altitude	Miles	Read Down	Train 71	Train 73	Train 75	Train 77	Train 79
			San Diego	San Diego	San Diego	San Diego	
13	0	Lv SAN DIEGO (PST) Cal.	7.45AM	11.45AM	1.30PM	3.15PM	7.15PM
123	24	Lv DEL MAR Cal.	f 8.15AM	f 12.17PM	f 2.14PM	f 3.46PM	f 7.47PM
60	41	Lv OCEANSIDE Cal.	8.35AM	12.40PM	2.50PM	4.08PM	8.10PM
135	92	Lv SANTA ANA Cal.	9.32AM	1.32PM	4.28PM	5.03PM	9.05PM
		... Cross Santa Ana River	9.34AM	1.34PM	4.30PM	5.05PM	9.07PM
		... Cross San Gabriel River	10.10AM	2.10PM	5.25PM	6.40PM	9.40PM
318	128	Ar LOS ANGELES (PST) Cal.	10.30AM	2.30PM	5.45PM	6.00PM	10.00PM

SAN FRANCISCO-LOS ANGELES

Golden Gate Streamliners carry Baggage Car, Chair Cars, Chair-Lounge Car, and Lunch-Counter Diner—Fred Harvey Service. Tr. 4 carries Pullmans, Chair Cars and Dining Car. Tr. 6 carries only Chair Cars.

Altitude	Miles	Read Down	Train 60	Train 4	Train 62	Train 6
			Golden Gate	California Limited	Golden Gate	Train 6
8	0	Lv SAN FRANCISCO (PST) Cal.	7.45AM	9.00AM	6.00PM	10.00PM
		Passengers take motor coach direct to trainside in Oakland.				
		... Cross San Francisco Bay	7.56AM	9.10AM	6.10PM	10.10PM
36	7	Lv OAKLAND Cal.	8.07AM	9.25AM	6.22PM	10.35PM
40	10	Lv BERKELEY Cal.	8.17AM	9.35AM	6.32PM	10.45PM
43	18	Lv RICHMOND Cal.	8.35AM	9.55AM	6.50PM	11.05PM
10	26	Lv PINOLE Cal.	8.48AM	f 10.09AM	7.00PM	11.20PM
		... Cross Old River	9.48AM	11.28AM	7.54PM	12.36AM
		... Cross San Joaquin River	9.59AM	11.43AM	8.05PM	12.52AM
23	86	Lv STOCKTON Cal.	10.08AM	12.01PM	8.15PM	1.15AM
		... Cross Stanislaus River	10.28AM	12.25PM	8.35PM	1.47AM
		... Cross Tuolumne River	10.40AM	12.37PM	8.45PM	2.10AM
		... Cross Merced River	10.56AM	1.05PM	8.57PM	2.38AM
172	151	Lv MERCED Cal.	11.09AM	1.36PM	9.11PM	3.04AM
		... Cross Chowchilla River	11.29AM	2.10PM	9.30PM	3.33AM
		... Cross Fresno River	11.40AM	2.31PM	9.40PM	3.50AM
		... Cross San Joaquin River	11.50AM	2.45PM	9.51PM	4.05AM
296	209	Lv FRESNO Cal.	12.08PM	3.10PM	10.07PM	4.40AM
		... Cross Kings River	12.35PM	3.42PM	10.32PM	5.12AM
248	240	Lv HANFORD Cal.	12.48PM	4.00PM	10.41PM	5.30AM
404	320	Ar BAKERSFIELD Cal.	2.05PM	5.45PM	12.05AM	7.30AM
		Passengers for Los Angeles take buses at trainside in Bakersfield.				
404	320	Lv BAKERSFIELD Cal.	2.10PM	6.25PM	12.15AM	8.10AM
1065	428	Ar SAN FERNANDO Cal.	4.39PM	8.40PM	2.44AM	10.44AM
		Motor coach also arrives NORTH HOLLYWOOD 4.56 pm, 8.57 pm, 3.01 am & 11.01 am; HOLLYWOOD 5.08 pm, 9.09 pm, 3.13 am & 11.13 am				
620	419	Ar BURBANK Cal.	5.01PM		3.06AM	
430	423	Ar GLENDALE Cal.	5.13PM		3.18AM	
318	432	Ar LOS ANGELES (PST) Cal.	5.35PM	9.35PM	3.40AM	11.45AM
		(Corner 6th and Main St.)				

ALBUQUERQUE-EL PASO Service

Through Pullman and Chair Car between Albuquerque and El Paso

Altitude	Mls.	Train No. 13 Southbound Read Down	Altitude	Mls.	Train No. 14 Northbound Read Down		
						4934	0
4785	30	Lv BELEN N.Mex.	10.15PM	3860	43	Lv LAS CRUCES N.Mex.	1.00AM
4570	75	Lv SOCORRO N.Mex.	11.30PM	4050	76	Lv RINCON N.Mex.	2.15AM
4747	141	Lv ENGEL N.Mex.	1.23AM	4747	112	Lv ENGEL N.Mex.	3.25AM
4042	177	Lv RINCON N.Mex.	2.45AM	4570	178	Lv SOCORRO N.Mex.	5.18AM
3860	210	Lv LAS CRUCES N.Mex.	4.00AM	4785	223	Ar BELEN N.Mex.	6.30AM
3709	253	Ar EL PASO (MST) Tex.	5.30AM	4934	253	Ar ALBUQUERQUE N.M.	7.45AM

CLOVIS-CARLSBAD Service

Altitude	Mls.	Train 25 Westbound Read Down	Altitude	Mls.	Train 26 Eastbound Read Down		
						4225	0
4004	18	Lv PORTALES N.Mex.	3.40AM	3400	33	Lv ARTESIA N.Mex.	8.22PM
4350	43	Lv ELIDA N.Mex.	4.18AM	3376	44	Lv LAKE ARTHUR N.Mex.	8.40PM
4446	54	Lv KENNA N.Mex.	f 4.34AM	3424	53	Lv HAGERMAN N.Mex.	8.54PM
3565	109	Lv ROSWELL N.Mex.	6.10AM	3461	59	Lv DEXTER N.Mex.	9.07PM
3461	125	Lv DEXTER N.Mex.	6.36AM	3565	75	Lv ROSWELL N.Mex.	9.40PM
3424	131	Lv HAGERMAN N.Mex.	6.47AM	4446	130	Lv KENNA N.Mex.	10.15PM
3376	140	Lv LAKE ARTHUR N.Mex.	6.59AM	4350	141	Lv ELIDA N.Mex.	11.35PM
3400	151	Lv ARTESIA N.Mex.	7.20AM	4004	165	Lv PORTALES N.Mex.	12.13AM
3107	184	Ar CARLSBAD N.Mex.	8.15AM	4225	184	Ar CLOVIS N.Mex.	12.45AM

☞ Indicates Rail-Auto Service available.

f Flag stop to receive or discharge passengers.

☞ Indicates Rail-Auto Service available.

f Flag stop to receive or discharge passengers.

KANSAS CITY - OKLAHOMA CITY Service

Through Pullman and Chair Car

Train Nos. 123-27 Southbound

Train No. 28-124 Northbound

Altitude	Mls.	Read Down	Altitude	Mls.	Read Down	
781	0	Chicago passengers leave on Train 23, The Grand Canyon, 12.01 pm; Ar. Kansas City 9.00 pm. Lv KANSAS CITY Mo. Oklahoma City chair car passengers Lv. Kan. City on Tr. 27, 9.15 p.m.	1262	0	Lv OKLAHOMA CITY	
		9.30 PM	1199	14	Lv EDMOND Okla.	
825	40	Lv LAWRENCE Kan. 10.20 PM	940	31	Lv GUTHRIE Okla.	
889	66	Lv TOPEKA Kan. 10.55 PM	34	34	Cross Cimarron River 9.10 PM	
1140	125	Lv EMPORIA Kan. 12.10 AM	62	Lv PERRY Okla.	9.45 PM	
1445	198	Ar NEWTON Kan. 1.30 AM	1005	95	Lv PONCA CITY Okla.	10.30 PM
1445	198	Lv NEWTON Kan. 2.25 AM	1154	108	Lv NEWKIRK Okla.	10.52 PM
1312	225	Lv WICHITA Kan. 3.10 AM	119	119	Cross Arkansas River 11.10 PM	
1120	264	Lv WINFIELD Kan. 4.00 AM	1118	121	Lv ARKANSAS CITY Kan.	11.20 PM
1118	276	Lv ARKANSAS CITY Kan. 4.30 AM	1120	133	Lv WINFIELD Kan.	11.40 PM
1154	289	Lv NEWKIRK Okla. 4.50 AM	1312	172	Lv WICHITA Okla.	12.50 AM
1005	302	Lv PONCA CITY Okla. 5.20 AM	1445	199	Ar NEWTON Kan.	2.00 AM
891	320	Lv RED ROCK Okla. 5.50 AM	1445	199	Lv NEWTON Kan.	2.00 AM
996	335	Lv PERRY Okla. 6.20 AM	1140	272	Lv EMPORIA Kan.	3.20 AM
1085	346	Lv ORLANDO Okla. 6.41 AM	273	273	Cross Neosho River 3.22 AM	
944	352	Lv MULHALL Okla. 6.51 AM	288	288	Cross Osage River 3.43 AM	
940	366	Lv GUTHRIE Okla. 7.20 AM	889	326	Ar TOPEKA Kan.	4.35 AM
973	373	Lv SEWARD Okla. 7.30 AM	825	352	Ar LAWRENCE Kan.	5.19 AM
1199	383	Lv EDMOND Okla. 7.41 AM	781	397	Ar KANSAS CITY Mo.	6.30 AM
1262	397	Ar OKLAHOMA CITY	8.25 AM			

Passengers for Chicago Lv. Kansas City Train 24, The Grand Canyon, 7.00 am; Ar. Chicago 3.45 pm.

Equipment

Super CHIEF—Trains 17 and 18—Extra fare

Between Chicago and Los Angeles—Baggage lounge car; Two 10 Roomette, 6 double bedroom Pullman; Three 2 drawing room, 4 compartment, 4 double bedroom Pullmans; Club lounge car; Dining car, 4 drawing room, 1 double bedroom observation-lounge car Pullman.

Between Kansas City and Los Angeles—10 Roomette, 6 double bedroom, Pullman. Ready for occupancy (westbound) 9.30 pm. and may be occupied (eastbound) until 8.00 am.

Valet, Barber, Shower bath. Radio and recorded musical programs.

The CHIEF—Trains 19 and 20—Extra fare

Between Chicago and Los Angeles—Baggage lounge car; 17 roomette Pullman; Club lounge car; Dining car; 4 drawing room, 1 double bedroom observation Pullman. Valet, Barber, Shower bath.

Between Chicago and San Diego—8 section, 2 compartment, 2 double bedroom Pullman.

Between Chicago and Phoenix—8 section, 2 compartment, 2 double bedroom Pullman.

Between New York and Los Angeles—Two 2 drawing room, 4 compartment, 4 double bedroom Pullmans (one car via 20th Century the other via Broadway Limited). 10 roomette, 6 double bedroom Pullman (via 20th Century).

Between Washington and Los Angeles—6 roomette, 6 section, 4 double bedroom Pullman (via Capitol Limited).

EL CAPITAN—Trains 21 and 22—Extra fare

(All Seats Reserved)

Between Chicago and Los Angeles—Seven Chair cars (44 seats to car); Two Lunch-counter diners. Club lounge car, Chair observation car (42 seats). Courier-Nurse Service. Radio and recorded musical programs.

The GRAND CANYON

(SOUTHERN SECTION) Trains 23 and 24

Between Chicago and Los Angeles—Lounge car; 6 section, 1 drawing room, 4 double bedroom Pullman; 14 section Pullman; dining car. Chair car.

Between Chicago and Los Angeles via Grand Canyon—10 roomette, 3 double bedroom, 2 compartment Pullman.

Between Chicago and Oakland, San Francisco—6 roomette, 6 section, 4 double bedroom Pullman. Chair car.

Courier Nurse Service.

Grand Canyon chair car passengers change cars at Williams.

The GRAND CANYON

(NORTHERN SECTION) Trains 23-123 and 124-24

Between Chicago and Los Angeles—Lounge car; 24 duplex roomette Pullman; 8 section, 1 drawing room, 2 compartment Pullman; Dining car; chair cars.

Between Chicago and Los Angeles via Grand Canyon—8 section, 1 drawing room, 2 compartment Pullman.

Between Kansas City and Denver—10 section, 1 drawing room, 2 compartment Pullman. Chair car.

Between Newton and Denver (from Oklahoma City)—10 section, 1 drawing room, 2 compartment Pullman.

Between Denver and Los Angeles—10 roomette, 3 double bedroom, 2 compartment Pullman. Chair car.

Between Denver and Phoenix—8 section, 1 drawing room, 2 compartment Pullman.

Grand Canyon chair car passengers change cars at Williams.

CALIFORNIA LIMITED—Trains 3 and 4

Between Chicago and Los Angeles—Chair cars; 12 section, 1 drawing room Pullman; 8 section, 1 drawing room, 2 compartment Pullman, Club lounge car.

Between Chicago and Oakland—10 section, 1 drawing room, 2 compartment Pullman.

Between Chicago and La Junta—Dining car. (Between La Junta and California meals served at Fred Harvey dining stations.)

Between Phoenix and Los Angeles—10 section, 2 drawing room Pullman, chair car.

Between Barstow and Oakland—(connecting train) Chair car; dining car.

The SCOUT—Trains 3-105 and 4-106

Between Chicago and Los Angeles via Amarillo—10 section, 1 drawing room, 2 compartment Pullman.

Waynoka and Albuquerque via Carlsbad (Carlsbad Caverns)—10 section, 1 drawing room, 2 compartment Pullman.

Lounge car and dining car between Chicago and Newton.

Snack bar car between Newton and Amarillo.

Chair car between Chicago and Newton. Newton and Albuquerque.

HOUSTON - SAN ANGELO Service

Through Pullman, Chair Car service with change enroute

Train Nos. 66-75-77 Westbound

Train Nos. 78-76-65 Eastbound

Altitude	Mls.	Read Down	Altitude	Mls.	Read Down
54	0	Lv HOUSTON Tex. 6.55 PM	1851	0	Lv SAN ANGELO Tex. 8.50 PM
736	191	Lv TEMPLE Tex. 11.00 PM	36	36	Cross Colorado River 10.03 PM
1342	324	Ar BROWNWOOD Tex. 1.55 AM	1660	37	Lv BALLINGER Tex. 10.05 PM
1342	324	Lv BROWNWOOD Tex. 2.50 AM	1342	114	Ar BROWNWOOD Tex. 12.30 AM
1660	401	Ar BALLINGER Tex. 5.15 AM	1342	114	Lv BROWNWOOD Tex. 1.05 AM
	402	Cross Colorado River 6.17 AM	736	247	Ar TEMPLE Tex. 3.55 AM
1851	438	Ar SAN ANGELO Tex. 6.30 AM	54	438	Ar HOUSTON Tex. 8.15 AM

DALLAS - FT. WORTH - SAN ANGELO Service

Through Pullman and Chair Car

Train Nos. 112-77 Southbound

Train Nos. 78-111 Northbound

Altitude	Mls.	Read Down	Altitude	Mls.	Read Down
512	0	Lv DALLAS Tex. 8.15 PM	1851	0	Lv SAN ANGELO Tex. 8.50 PM
670	31	Lv FORT WORTH Tex. 9.20 PM	36	36	Cross Colorado River 10.03 PM
	70	Cross Brazos River 10.39 PM	1660	37	Lv BALLINGER Tex. 10.05 PM
725	71	Lv GRANBURY Tex. 10.40 PM	1342	97	Lv BROWNWOOD Tex. 1.20 AM
1285	107	Lv STEPHENVILLE Tex. 11.36 PM	1360	128	Lv COMANCHE Tex. 2.30 AM
1460	121	Lv DUBLIN Tex. 12.09 AM	1460	149	Lv DUBLIN Tex. 3.15 AM
1360	143	Lv COMANCHE Tex. 12.46 AM	1285	163	Lv STEPHENVILLE Tex. 3.47 AM
1342	173	Ar BROWNWOOD Tex. 2.10 AM	725	199	Lv GRANBURY Tex. 4.55 AM
1660	235	Ar BALLINGER Tex. 5.15 AM	200	200	Cross Brazos River 4.58 AM
	236	Cross Colorado River 5.17 AM	670	239	Ar FORT WORTH Tex. 6.25 AM
1851	270	Ar SAN ANGELO Tex. 6.30 AM	512	270	Ar DALLAS Tex. 8.00 AM

DALLAS - FT. WORTH - CLOVIS Service

Through Pullman and Chair Car

Train Nos. 112-77-75-94-97 Westbound

Train Nos. 98-95-76-78-111 Eastbound

Altitude	Mls.	Read Down	Altitude	Mls.	Read Down
512	0	Lv DALLAS Tex. 8.15 PM	4225	0	Lv CLOVIS N.Mex. 4.00 PM
670	31	Lv FT. WORTH Tex. 9.20 PM	4138	9	Lv TEXICO N.Mex. 4.15 PM
1342	173	Ar BROWNWOOD Tex. 2.10 AM	3555	52	Lv LITTLEFIELD Tex. 5.40 PM
2145	287	Ar SWEETWATER Tex. 5.20 AM	3195	89	Lv LUBBOCK Tex. 7.00 PM
2316	326	Ar SNYDER Tex. 6.38 AM	3163	104	Lv SLATON Tex. 7.25 PM
2602	369	Ar POST Tex. 7.34 AM	3195	111	Lv SOUTHLAND Tex. 7.35 PM
3195	386	Ar SOUTHLAND Tex. 7.56 AM	2602	128	Lv POST Tex. 7.53 PM
3163	394	Ar SLATON Tex. 8.05 AM	2316	171	Lv SNYDER Tex. 8.50 PM
3195	409	Ar LUBBOCK Tex. 8.35 AM	2145	210	Lv SWEETWATER Tex. 10.00 PM
3555	446	Ar LITTLEFIELD Tex. 9.50 AM	1342	324	Lv BROWNWOOD Tex. 1.20 AM
4138	489	Ar TEXICO N.Mex. 11.15 AM	670	467	Ar FT. WORTH Tex. 6.25 AM
4225	498	Ar CLOVIS N.Mex. 11.30 AM	512	498	Ar DALLAS Tex. 8.00 AM

Indicates Rail-Auto Service Available.

Equipment

TEXAS CHIEF—Train 15 and 16

Between Chicago and Galveston—Club Lounge car. 24 duplex roomette Pullman; 2 drawing room, 4 compartment, 4 double bedroom Pullman; 10 roomette, 3 double bedroom, 2 compartment Pullman. Dining car. Chair cars, reclining seats.

Between Chicago and Oklahoma City—6 section, 6 roomette, 4 double bedroom Pullman.

Between Chicago and Wichita—10 roomette, 3 double bedroom, 2 compartment Pullman. (May be occupied at Wichita until 8:00 am.)

Chicago to Tulsa (Southbound only)—6 section, 6 roomette, 4 double bedroom Pullman. (On No. 47 from Kansas City.)

Courier-Nurse service. Radio and recorded musical programs.

KANSAS CITY CHIEF—Train 9 and 10

Between Chicago and Kansas City—Diner-Lounge car; 10 roomette, 6 double bedroom Pullman; 24 duplex roomette Pullman; 6 roomette, 6 section, 4 double bedroom Pullman; 8 section, 2 compartment, 2 double bedroom Pullman. Chair Car, reclining seats.

The KANSAS CITYAN—CHICAGOAN

Train 11-111 and 112-12

Between Chicago and Dallas—8 section, 2 compartment, 2 double bedroom Pullman or 8 section, 1 drawing room 2 compartment Pullman; chair car.

Between Chicago and Oklahoma City—Chair-lounge car; dining car; chair cars.

Between Chicago and Kansas City—Parlor observation car (operates on streamliner No. 211 and No. 212, The Tulsan between Kansas City and Tulsa).

Between Oklahoma City and Dallas—10 section lounge Pullman.

The TULSAN—Train 211 and 212

Between Chicago and Tulsa—Parlor observation car and chair cars (carried on Train 11 and 12 between Chicago-Kansas City). Dining car.

The OIL FLYER—Train 47 and 48

Between Chicago and Tulsa—6 section, 6 roomette, 4 double bedroom Pullman. (On No. 15 Chicago-Kansas City; on No. 10 Kansas City-Chicago).

Between Chicago and Kansas City; Kansas City and Tulsa—Cafe-observation car; chair car.

Chicago-Texas Service—Train 3-5 and 6-4

Between Chicago and Galveston—10 section, 2 double bedroom, 1 compartment Pullman.

Between Ft. Worth and Galveston—12 section, 1 drawing room Pullman.

Between Chicago and Newton—Club lounge car, dining car, chair car.

Between Newton and Galveston—Chair car.

Between Guthrie and Ft. Worth—Dining car.

The ANTELOPE—Train 27 and 28

Between Kansas City and Oklahoma City—12 section, 1 drawing room Pullman (on No. 123 and 124 between Kansas City and Newton), Chair car.

Between Denver and Oklahoma City—10 section, 1 drawing room, 2 compartment Pullman (on connecting train between Denver and Newton).

New Orleans-Texas-California Service

(Connecting with The Grand Canyon, Train 23 and 24). Between Dallas and Los Angeles—10 section, 1 drawing room, 2 compartment Pullman.

Between Houston and Clovis—8 section, 1 drawing room, 2 compartment Pullman.

Between Dallas and Clovis—14 section Pullman and chair car.

Between New Orleans and Oakland, San Francisco—6 section, 6 roomette, 4 double bedroom Pullman. Dining Car service between Houston and Clovis—Clovis and California. Lounge Car service between Houston and California. Courier-Nurse service between Clovis and Los Angeles.

Chair car service between Houston and Los Angeles; Barstow and Oakland

Famous Fred Harvey Dining Car service

RAILROAD AND PULLMAN FARES

PULLMAN RATES quoted by Pullman Co., September 24, 1950.
RAIL FARES in effect September 24, 1950. Subject to change without notice.
For explanation of Reference Notes see pages 31 and 32. (Fed. tax 15% not included).

BETWEEN	RAIL FARES				PULLMAN RATES
	One-Way First-Class	One-Way Coach	Round Trip First-Class	Round Trip Coach	STANDARD
					Lower Berth
Albuquerque and					
El Paso	\$ 8.86	\$ 6.34	\$14.80	\$11.45	\$ 3.50
Hutchinson	23.47	16.77	39.15	30.20	7.20
Long Beach	31.84	22.78	57.15	40.05	* 9.25
Los Angeles	31.08	22.23	57.15	40.05	9.25
Phoenix	20.16	14.41	33.60	25.95	6.60
San Francisco	41.70	29.78	76.45	54.40	10.05
Williams	13.33	9.56	22.25	17.25	5.05
Amarillo and					
Grand Canyon	28.95	21.81	48.80	37.45	8.10
Long Beach	42.29	26.71	74.95	52.00	*11.75
Los Angeles	42.49	27.71	74.95	52.00	11.75
Los Angeles (via Grand Canyon)	49.99	32.21	#82.45	# 57.50	15.25
San Diego	44.18	27.77	74.95	52.00	12.25
San Francisco	53.14	33.40	81.15	56.20	12.85
Williams	24.77	17.73	41.30	31.95	7.20
Ash Fork and					
Phoenix	6.79	4.86	11.35	8.75	3.50
Bakersfield and					
San Francisco	10.62	7.59	17.70	13.70	3.50
Belen and					
Grand Canyon	16.92	13.30	28.75	21.95	6.00
Los Angeles	30.46	21.79	57.15	40.05	9.25
Los Angeles (via Grand Canyon)	37.96	27.29	#64.65	#45.55	12.75
Carlsbad and					
Belen	14.83	10.60	24.75	19.10	4.80
Los Angeles	40.40	25.39	69.10	47.30	11.15
San Francisco	54.36	34.17	81.15	56.20	12.60
Williams	27.56	19.73	45.95	35.55	7.75
Chicago and					
Albuquerque	47.20	33.71	78.70	60.70	12.60
Amarillo	35.51	25.37	59.20	45.70	10.05
Ash Fork	60.75	43.41	101.25	78.15	16.05
Bakersfield	77.61	48.79	114.25	81.25	18.25
Barstow	72.77	48.79	114.25	81.25	17.50
Barstowville	22.99	16.42	38.35	29.60	6.60
Carlsbad	45.57	32.57	75.95	58.65	12.25
Clovis	39.16	27.96	65.30	50.35	10.65
Colorado Springs	36.24	25.88	60.40	46.60	9.25
Dallas	35.40	23.86	55.70	42.95	8.90
Denver	36.24	25.88	60.40	46.60	9.25
El Paso	49.08	35.07	81.80	63.15	12.60
Ft. Worth	33.40	23.86	55.70	42.95	8.90
Galveston	40.51	29.10	67.55	52.40	10.65
Grand Canyon	64.11	47.02	107.40	82.65	16.80
Guthrie	28.07	20.07	46.80	36.15	7.20
Houston	38.80	27.86	64.70	50.15	10.40
Hutchinson	23.70	16.94	39.50	30.50	7.20
Independence	21.86	15.62	36.45	28.15	6.00
Kansas City	16.08	11.49	26.80	20.70	4.10
La Junta	35.02	25.02	58.40	45.05	9.25
Lamy	44.84	32.03	74.75	57.70	12.00
Las Vegas	42.56	30.40	70.95	54.75	11.15
Long Beach	77.61	48.79	114.25	81.25	*18.25
Los Angeles, San Diego or San Francisco	77.61	48.79	114.25	81.25	18.25
Los Angeles or San Francisco (via Grand Canyon)	85.11	54.29	#121.75	# 86.75	21.75
Los Angeles or San Francisco (via Carlsbad)	80.61	51.79	@117.25	@ 84.75	21.75
Newton	22.56	16.12	37.60	29.05	6.60
Norman	28.70	20.54	47.85	37.00	7.75
Oklahoma City	28.07	20.07	46.80	36.15	7.20
Phoenix	64.31	45.97	*107.20	*81.25	16.50
Ponca City	26.21	18.73	43.70	33.25	7.20
Prescott	62.75	44.84	*104.50	*80.75	16.05
Pueblo	36.24	25.88	60.40	46.60	9.25
San Antonio	42.59	30.58	71.00	56.05	11.15
San Bernardino	75.66	48.79	114.25	81.25	18.25
Topeka	18.39	13.15	30.55	23.70	5.05
Tulsa	24.73	17.67	41.25	31.85	7.20
Wichita	23.52	16.82	39.20	30.30	7.20
Williams	59.93	42.84	99.90	77.15	16.05
Williams (via Carlsbad)	62.93	45.84	@102.90	@ 80.15	19.55
Winslow	56.68	40.50	94.50	72.80	15.00
Clovis and					
Los Angeles	38.86	24.43	69.10	47.30	10.65
San Diego	40.86	25.71	69.10	47.30	11.15
San Francisco	49.51	31.13	81.15	56.20	12.00
Colorado Springs and					
Albuquerque	14.14	10.11	23.60	18.20	5.70
El Paso	22.99	16.42	38.35	29.60	7.75
Ft. Worth	25.48	18.21	42.50	32.80	7.20
Galveston	35.72	25.53	59.55	46.00	9.25
Lamy	11.79	8.44	19.65	15.20	5.05
Los Angeles	45.21	28.42	76.45	54.40	13.40
Los Angeles (via Grand Canyon)	52.71	33.92	#83.55	59.90	16.90
Phoenix	34.30	24.52	57.20	44.15	10.65

RAILROAD AND PULLMAN FARES

PULLMAN RATES quoted by Pullman Co., September 24, 1950.
 RAIL FARES in effect September 24, 1950.
 Subject to change without notice.
 For explanation of Reference Notes see pages 31 and 32. (Fed. tax 15% not included).

BETWEEN	RAIL FARES				PULLMAN RATES
	One-Way First-Class	One-Way Coach	Round Trip First-Class	Round Trip Coach	STANDARD
					Lower Berth
Colo. Spgs. and—Cont.					
San Diego.....	\$47.68	\$29.97	\$76.45	\$54.40	\$13.40
San Francisco.....	47.78	30.03	76.45	54.40	13.40
Williams.....	27.47	19.64	45.80	35.40	9.25
Dallas and					
Denver.....	29.15	20.84	48.60	37.55	7.75
Houston.....	8.53	6.10	14.25	11.00	3.50
Galveston.....	10.26	7.34	18.50	13.25	3.50
Grand Canyon.....	41.23	30.72	69.25	53.30	10.95
Los Angeles or San Diego (via Sweetwater).....	*51.25	*32.21	86.45	61.80	13.40
Los Ang. or San Diego (via Sweetwater-Grand Cany.).....	*58.75	*37.71	# 93.95	# 67.30	16.90
San Francisco.....	*64.31	*40.43	95.70	68.05	15.25
San Francisco (via Grand Canyon).....	*71.81	*45.93	#103.20	# 73.55	18.75
Denver and					
Albuquerque.....	16.70	11.95	27.85	21.55	6.60
El Paso.....	25.56	18.26	42.60	32.90	8.65
Lamy.....	14.36	10.27	23.95	18.50	5.70
Las Vegas.....	12.09	8.65	20.15	15.60	5.05
Long Beach.....	47.78	30.03	76.45	54.40	*13.40
Los Angeles, San Diego or San Francisco.....	47.78	30.03	76.45	54.40	13.40
Los Angeles or San Francisco (via Grand Canyon).....	55.28	35.53	#2 83.95	# 59.90	16.90
Oklahoma City.....	25.01	17.87	41.70	32.20	7.20
Phoenix.....	36.87	26.36	61.45	47.45	11.15
Williams.....	30.03	21.48	50.05	38.70	10.05
Dodge City and					
Colorado Springs.....	10.96	7.84	18.30	14.15	3.50
Denver.....	13.52	9.66	22.55	17.40	3.69
Los Angeles.....	50.33	31.63	*86.55	*63.00	13.40
San Diego.....	50.40	31.68	*86.55	*63.00	13.95
San Francisco.....	54.88	34.49	*87.60	*63.65	13.95
Williams.....	32.58	23.31	54.30	42.00	10.05
Fort Worth and					
Denver.....	28.04	20.04	46.75	36.10	7.75
Houston.....	8.53	6.10	14.25	11.00	3.50
Galveston.....	10.26	7.34	17.10	13.25	3.50
Long Beach.....	*50.15	*31.52	84.60	61.80	12.60
Los Angeles or San Diego (via Sweetwater).....	*50.15	*31.52	84.60	61.80	12.60
Los Ang. or San Diego (via Sweetwater-Grand Cany.).....	*57.65	*37.02	# 92.10	# 67.30	16.10
San Francisco.....	*64.31	*40.43	95.70	68.05	15.25
Fresno and					
Phoenix.....	20.95	14.97	34.95	26.95	7.20
San Francisco.....	6.83	4.87	11.40	8.80	3.50
Galveston and					
Denver.....	38.30	27.38	63.85	49.30	10.05
Grand Canyon.....	49.44	36.56	82.95	63.80	12.60
Los Angeles or San Diego.....	*59.26	*37.25	*94.60	68.90	14.45
Los Angeles or San Diego (via Grand Canyon).....	*66.76	*42.75	#102.10	# 74.40	17.95
Grand Canyon and					
Los Angeles.....	21.90	16.86	37.05	28.35	6.60
San Diego.....	26.33	20.02	47.40	34.05	7.20
San Francisco.....	32.55	24.47	54.80	42.05	7.75
Williams.....	4.18	7.50	5.60
Hutchinson and					
Colorado Springs.....	15.17	10.84	25.30	19.55	5.05
Denver.....	17.38	12.42	29.00	22.40	5.05
Los Angeles.....	53.98	33.93	*90.75	63.00	13.95
Pueblo.....	13.60	9.72	22.70	17.50	4.10
San Francisco.....	59.10	*37.15	*93.80	68.05	13.95
Houston and					
Denver.....	36.57	26.15	60.95	47.10	10.05
Grand Canyon.....	47.71	35.32	80.05	61.80	12.60
Long Beach.....	*57.53	*36.16	91.75	66.65	14.45
Los Angeles or San Diego.....	*57.53	*36.16	91.75	66.65	14.45
Los Angeles or San Diego (via Grand Canyon).....	*65.03	*41.66	# 99.25	# 72.15	17.95
Williams.....	43.53	31.14	72.55	56.10	11.75
San Francisco.....	*71.90	*45.19	95.70	68.05	15.25
Kansas City and					
Albuquerque.....	31.11	22.23	51.85	40.05	9.25
Amarillo.....	19.44	13.89	32.40	25.05	6.60
Ash Fork.....	44.66	31.92	74.45	57.50	12.85
Barstow.....	56.68	38.69	95.70	68.05	15.25
Bakersfield.....	61.55	38.69	95.70	68.05	15.75
Bartlesville.....	6.90	4.94	11.50	8.90	3.50
Carlsbad.....	29.50	21.08	49.20	37.95	9.25
Colorado Springs.....	21.77	15.57	36.30	28.05	5.70
Clovis.....	23.07	16.49	38.30	29.70	7.20
Dallas.....	17.33	12.37	28.90	22.30	5.70
Denver.....	22.12	15.82	36.90	28.50	5.70
Dodge City.....	11.85	8.47	19.75	15.25	4.10
El Paso.....	33.01	23.58	55.05	42.45	9.25
Flagstaff.....	42.67	30.50	71.15	54.90	12.25
Ft. Worth.....	17.33	12.37	28.90	22.30	5.70

RAILROAD AND PULLMAN FARES

PULLMAN RATES quoted by Pullman Co., September 24, 1950.
 RAIL RATES in effect September 24, 1950.
 Subject to change without notice.
 For explanation of Reference Notes see pages 31 and 32. (Fed. tax 15% not included).

BETWEEN	RAIL FARES				PULLMAN RATES
	One-Way First-Class	One-Way Coach	Round Trip First-Class	Round Trip Coach	STANDARD
					Lower Berth
Kans. City and—Cont.					
Galveston.....	\$27.59	\$19.71	\$46.00	\$35.50	\$7.75
Grand Canyon.....	48.03	35.53	80.60	61.95	13.65
Guthrie.....	12.00	8.58	20.00	15.45	3.80
Houston.....	25.86	18.47	43.10	33.25	7.75
Hutchinson.....	7.63	5.47	12.75	9.85	3.50
Independence.....	5.79	4.15	9.65	7.50	3.50
La Junta.....	18.94	13.53	31.60	24.40	5.70
Lamy.....	28.77	20.54	47.95	37.00	8.65
Las Vegas.....	26.48	19.92	44.15	34.10	7.75
Long Beach.....	61.55	38.69	95.70	68.05	15.75
Los Angeles.....	61.55	38.69	95.70	68.05	15.75
Los Ang. (via Grand Cany.).....	69.05	44.19	#103.20	# 73.55	19.25
Los Angeles (via Carlsbad).....	64.55	41.69	@ 98.70	@ 71.05	19.25
Newton.....	6.49	4.65	10.85	8.40	3.50
Norman.....	12.63	9.05	21.05	16.30	4.10
Oklahoma City.....	12.00	8.58	20.00	15.45	3.80
Phoenix.....	48.25	34.49	*80.45	62.10	13.40
Prescott.....	46.86	33.35	77.80	*60.05	12.85
Pueblo.....	20.78	14.85	34.65	26.75	5.70
San Francisco or San Diego.....	61.55	38.69	95.70	68.05	15.75
San Francisco (via Grand Canyon).....	69.05	44.19	#103.20	# 73.55	19.25
San Francisco (via Carlsbad).....	64.55	41.69	@ 98.70	@ 71.05	19.25
Sweetwater.....	22.53	16.10	37.55	29.00	8.35
Tulsa.....	8.64	6.19	14.40	11.15	3.50
Williams.....	43.85	31.35	73.10	56.45	12.85
Williams (via Carlsbad).....	46.85	34.35	@ 76.10	@ 59.45	16.35
Wichita.....	7.45	5.33	12.45	9.60	3.50
Winfield.....	8.79	6.28	14.65	11.35	3.50
Winslow.....	40.58	29.02	67.65	52.25	11.75
Kiowa and					
Los Angeles.....	51.08	32.11	*90.75	*63.00	13.65
Los Angeles (via Carlsbad).....	54.08	35.11	# 93.75	# 66.00	17.15
San Diego.....	*52.76	*33.17	*90.75	*63.00	14.20
San Francisco.....	*60.77	*38.20	*95.70	*68.05	14.45
Lamy and					
Los Angeles.....	33.42	23.92	61.05	43.10	10.05
Los Ang. (via Grand Cany.).....	40.92	29.42	# 68.55	# 48.60	13.55
San Francisco.....	44.04	30.03	76.45	54.40	11.15
Williams.....	15.67	11.25	26.15	20.25	6.60
Winslow.....	12.42	8.91	20.70	16.05	5.05
Las Vegas and					
Los Angeles.....	35.71	*25.37	64.90	46.05	10.05
San Francisco.....	46.33	30.03	76.45	54.40	11.15
Williams.....	17.96	12.88	29.95	23.20	6.60
Los Angeles and					
Ash Fork.....	16.93	12.10	28.25	21.80	5.35
Barstow.....	4.91	3.51	8.20	6.35	3.50
Carlsbad.....	*39.21	*25.42	*65.35	*44.95	11.15
Colorado Springs.....	*45.22	*32.42	*75.30	54.40	13.40
Dallas via Sweetwater.....	*51.24	*28.21	86.45	61.80	13.40
Denver.....	47.78	30.03	*75.30	54.40	13.40
Ft. Worth via Sweetwater.....	*50.14	*31.52	84.60	61.80	12.60
Ft. Worth (via Sweetwater-Grand Canyon).....	*57.64	*37.02	# 92.10	# 67.30	16.10
Ft. Worth via Wichita.....	*54.70	*34.38	*90.35	*63.00	14.45
Galveston.....	*59.25	*37.40	*94.50	68.90	14.45
Houston.....	*57.52	*36.16	91.75	66.65	14.45
Houston via Grand Canyon.....	*65.02	*41.66	# 99.25	# 72.15	17.95
La Junta.....	*43.23	*27.43	*75.30	*53.95	12.60
New Orleans.....	*69.46	*43.93	112.95	80.55	16.50
Newton.....	*55.07	*34.61	*95.70	*68.05	14.45
Newton via Grand Canyon.....	*62.57	*40.11	#103.20	# 73.55	17.95
Newton via Carlsbad.....	*58.07	*37.61	@ 98.70	@ 71.05	17.95
San Diego.....	4.42	3.16	7.40	5.70	3.50
St. Louis.....	*71.17	*44.81	108.35	77.05	17.50
Wichita via Newton.....	*55.07	*34.61	*95.70	*68.05	14.45
Wichita via Texico.....	*54.70	*34.38	*90.35	63.00	14.45
Wichita via Carlsbad.....	*57.70	*37.38	@ 93.35	@ 66.00	17.95
Wichita via Texico-Grand Canyon.....	*62.20	*39.88	# 97.85	# 68.50	17.95
Williams.....	17.72	12.68	25.55	22.85	5.70
Winslow.....	20.98	15.01	39.00	27.05	6.60
Minneapolis and					
Grand Canyon.....	62.89	46.16	105.35	81.10	17.25
Los Angeles, San Diego or San Francisco.....	73.68	46.25	114.25	81.25	18.25
Los Ang. or San Francisco (via Grand Canyon).....	81.08	51.75	#121.75	# 86.75	21.75
New Orleans and					
Grand Canyon.....	59.43	43.97	99.60	77.15	14.75
Los Angeles or San Diego.....	*69.47	*43.93	112.95	80.55	16.50
Los Ang. or San Diego (via Grand Canyon).....	*76.97	*49.43	#120.45	# 86.05	20.00
San Francisco.....	*77.61	*48.79	112.95	80.55	16.50
Newton and					
Albuquerque.....	24.63	17.60	41.05	31.70	7.75
Amarillo.....	13.03	9.32	21.75	16.80	5.50
Colorado Springs.....	16.32	11.66	27.20	21.00	5.05

RAILROAD AND PULLMAN FARES

PULLMAN RATES quoted by Pullman Co., September 24, 1950.
 RAIL FARES in effect September 24, 1950. Subject to change without notice.
 For explanation of Reference Notes see pages 31 and 32. (Fed. tax 15% not included).

BETWEEN	RAIL FARES				PULLMAN RATES
	One-Way First-Class	One-Way Coach	Round Trip First-Class	Round Trip Coach	STANDARD Lower Berth
Newton and—Cont.					
Dallas.....	\$14.98	\$10.77	\$25.00	\$19.40	\$4.10
Denver.....	18.54	13.25	30.90	23.85	5.05
Ft. Worth.....	13.87	9.91	23.15	17.85	4.10
Grand Canyon.....	41.54	30.90	69.80	53.60	12.00
Los Angeles.....	*55.10	*34.63	*90.75	*63.00	14.45
↓ Los Angeles (via Grand Canyon).....	*62.60	*40.13	@ *98.25	@ *68.50	17.95
↻ Los Angeles (via Carlsbad).....	*58.10	*37.63	@ *93.75	@ *66.00	17.95
Oklahoma City.....	6.97	4.99	11.65	9.00	3.50
San Francisco.....	*60.24	*37.87	*95.70	*68.05	14.45
Wichita.....	.95	.69	1.60	1.25
Oklahoma City and					
Colorado Springs.....	22.86	16.33	38.10	29.40	7.20
Dallas.....	8.28	5.94	13.80	10.70	3.50
Ft. Worth.....	7.18	5.14	12.00	9.30	3.50
Galveston.....	17.43	12.48	29.02	22.50	5.05
Grand Canyon.....	39.23	29.47	70.50	54.10	12.85
Long Beach.....	*54.70	*34.38	*90.75	63.00	14.45
Los Angeles.....	*54.70	*34.38	*90.75	63.00	14.45
↓ Los Angeles (via Grand Canyon).....	*62.20	*39.88	@ *98.25	@ 68.50	17.95
San Diego.....	*55.66	*34.99	*90.75	63.00	15.25
San Francisco.....	*62.86	*39.51	95.70	68.05	15.25
Phoenix and					
Los Angeles (via Parker).....	14.89	10.65	24.85	19.20	4.80
San Francisco (via Ash Fork or Parker).....	27.77	19.84	46.30	35.75	7.75
Pueblo and					
Albuquerque.....	12.57	8.99	20.95	16.20	5.70
El Paso.....	21.42	15.29	35.70	27.55	7.75
Los Angeles.....	*43.63	27.43	*76.45	54.40	12.60
San Francisco.....	47.78	30.03	*76.45	54.40	12.60
St. Louis and					
Colorado Springs.....	31.53	22.53	52.55	40.60	8.65
Denver.....	31.88	22.78	53.15	41.05	8.65
Grand Canyon.....	57.62	42.41	96.60	74.35	14.75
Hutchinson.....	17.38	12.42	29.00	22.40	5.35
La Junta.....	28.70	20.51	47.85	36.95	7.75
Long Beach.....	*71.18	*44.74	108.35	77.05	*17.50
Los Angeles, San Diego or San Francisco.....	*71.18	*44.74	108.35	77.05	17.50
↓ Los Ang. or San Francisco (via Grand Canyon).....	*78.68	*50.24	@ *115.85	@ 82.55	21.00
Phoenix.....	57.99	41.46	*96.65	*74.65	15.00
San Antonio and					
Colorado Springs.....	35.20	25.18	58.70	45.35	10.05
Denver.....	37.77	27.01	62.95	48.65	10.65
Kansas City.....	27.06	19.34	45.10	34.85	7.75
Oklahoma City.....	16.91	12.10	28.20	21.80	5.70
Wichita.....	22.64	16.19	37.75	29.15	7.60
San Diego and					
Amarillo.....	*42.49	*26.71	*74.10	52.00	12.25
Chicago.....	77.61	48.79	114.25	81.25	18.25
Clovis.....	*40.40	*25.42	*67.35	*45.80	11.15
Colorado Springs.....	*45.22	*28.42	*75.30	54.40	13.40
Kansas City.....	61.55	38.69	95.70	68.05	15.75
Kiowa.....	*51.20	*32.18	*68.40	63.00	14.20
Oklahoma City.....	*54.70	*34.38	*90.35	63.00	15.25
San Francisco and					
Barstow.....	15.56	11.11	25.95	20.00	4.10
Carlsbad.....	*55.78	*35.16	*84.15	*59.20	12.60
Chicago.....	77.61	48.79	114.25	81.25	18.25
Colorado Springs.....	47.78	39.03	*75.30	54.40	13.40
Dallas—Ft. Worth.....	*64.32	40.43	95.70	68.05	15.25
Denver.....	47.78	30.03	*75.30	54.40	13.40
El Paso.....	45.17	32.28	75.30	58.15	10.65
Houston.....	*71.90	*45.19	95.70	68.05	15.25
Kansas City.....	61.55	38.69	95.70	68.05	15.75
Kiowa.....	*59.10	*37.15	*95.45	*67.25	14.45
La Junta.....	*47.78	30.03	*75.30	*54.40	12.60
New Orleans.....	*74.51	*46.83	112.95	80.55	16.50
Newton.....	*60.25	*37.87	95.70	68.05	14.45
Oklahoma City.....	*61.55	*38.69	95.70	68.05	15.25
St. Louis.....	*71.17	*44.81	108.35	77.05	17.50
Wichita.....	60.71	38.16	95.70	68.05	14.45
Williams.....	28.37	20.29	47.30	36.55	7.20
Winslow.....	31.63	22.61	52.75	40.70	7.75
Tempe and					
Los Angeles or San Diego (via Newton).....	62.93	39.55	90.75	66.65	14.45
Los Angeles or San Diego (via Sweetwater).....	51.70	32.50	84.60	61.80	12.60
Topeka and					
Wichita.....	5.41	3.87	9.05	7.00	3.50
Trinidad and					
Los Angeles.....	*40.37	*25.37	*71.40	50.15	11.15
San Francisco.....	47.78	30.03	*76.45	54.40	12.60
Tulsa and					
Colorado Springs.....	24.25	17.33	40.45	31.20	7.20
Denver.....	26.40	18.86	44.00	33.95	7.20

RAILROAD AND PULLMAN FARES

PULLMAN RATES quoted by Pullman Co., September 24, 1950.
 RAIL FARES in effect September 24, 1950. Subject to change without notice.
 For explanation of Reference Notes see pages 31 and 32. (Fed. tax 15% not included).

BETWEEN	RAIL FARES				PULLMAN RATES
	One-Way First-Class	One-Way Coach	Round Trip First-Class	Round Trip Coach	STANDARD Lower Berth
Waynoka and					
Los Angeles.....	\$49.72	\$31.37	\$85.75	\$61.35	\$13.40
San Francisco.....	60.38	38.07	*92.45	*66.40	14.45
Wellington and					
Amarillo.....	10.95	7.83	18.25	14.10	3.50
Clovis.....	14.58	10.42	24.30	18.80	5.05
Wichita and					
Amarillo.....	12.15	8.69	20.25	15.65	4.10
Carlsbad.....	22.23	15.87	37.05	28.60	7.75
Clovis.....	15.79	11.28	26.35	20.35	5.70
Colorado Springs.....	16.84	12.03	28.10	21.70	5.05
Dallas.....	14.02	10.02	23.40	18.05	4.10
Denver.....	19.01	13.59	31.70	24.50	5.05
Ft. Worth.....	12.92	9.23	21.55	16.65	4.10
Grand Canyon.....	41.10	30.59	69.05	53.05	12.00
Los Angeles (via Newton).....	*55.10	*34.63	*90.75	63.00	14.45
Los Angeles (via Texico).....	*54.66	*34.36	*80.75	63.00	14.45
↻ Los Angeles (via Carlsbad).....	*57.66	*37.35	@ *93.75	@ 66.00	17.95
↓ Los Angeles (via Texico—Grand Canyon).....	*62.16	*39.86	@ *98.25	@ 68.50	17.95
San Francisco.....	*60.77	*38.20	95.70	68.05	14.45
Williams.....	36.92	26.41	61.55	47.55	11.15
Winslow and					
Grand Canyon.....	7.44	6.52	12.95	9.75	3.50
Woodward and					
Los Angeles.....	48.46	30.46	84.65	59.70	12.85
San Diego.....	50.15	31.52	84.65	59.70	13.65
San Francisco.....	59.12	37.16	90.35	64.75	14.20

Seat Rates in Santa Fe Parlor Cars

Between	Seat Rate	Between	Seat Rate
Chicago—Kansas City, Mo.....	\$2.85	Kansas City—Bartlesville, Okla.....	\$1.35
Chicago—Independence, Kans.....	3.85	Kansas City—Tulsa, Okla.....	1.70
Chicago—Bartlesville, Okla.....	4.15	Los Angeles—San Diego, Cal.....	.80
Kansas—Tulsa, Okla.....	4.40	Oakland—Fresno, Cal.....	1.10
Kansas City—Independence, Kans.....	1.10	Oakland—Bakersfield, Cal.....	1.80
		Oakland—Barstow, Cal.....	2.35

RAIL NOTES

- (2) Westbound fare. # One-way via Grand Canyon.
- (3) Eastbound fare. @ One-way via Carlsbad.

Minimum Rail and Pullman Ticket Requirements

Minimum of one and one-tenth adult rail tickets required for exclusive occupancy of compartment, and one and one-quarter adult rail tickets for exclusive occupancy of drawing-room (Berth Service); charges for fractional tickets are based on one-way first-class fares. Only one railroad ticket is required for occupancy of a roomette alone, duplex roomette, or bedroom (Berth Service). Fractional extra fare tickets also required on Super Chief and Chief on above basis.

DATES OF SALE—Tickets on sale daily.

LIMITS—One-Way tickets—30 Days.
 Round-Trip tickets—Six months.

FIRST-CLASS TICKETS—Will be honored in Standard Pullman Sleepers upon payment of the Pullman rate for accommodations occupied.

COACH TICKETS—Will be honored in Coaches or Chair Cars only.

STOPOVERS—Are allowed at all points en route within limit of tickets.

SLEEPING CAR ROOM AND UPPER BERTH RATES

DRAWING ROOM . . . COMPARTMENT . . . BEDROOM . . . ROOMETTE
DUPLIX ROOMETTE . . . UPPER BERTH RATES

Are Shown Opposite Lower Berth Rates.

PULLMAN RATES effective September 24, 1950. RAIL FARES in effect September 24, 1950.
(Federal Tax 15% not included.)

STANDARD CAR

RATE WILL BE

Where Lower Berth Is	RATE WILL BE								
	Upper Berth	DUPLEX ROOMETTE	ROOMETTE	BEDROOM		COMPARTMENT		DRAWING ROOM	
		One Pass.	One Pass.	One Pass.	Two or More	One Pass.	Two or More	One Pass.	Two or More
\$ 3.50	\$ 2.60	\$ 3.85	\$ 4.85	\$ 6.65	\$ 7.70	\$ 7.90	\$ 9.60	\$10.50	\$13.30
3.80	2.90	4.20	5.30	7.20	8.35	8.55	10.90	11.40	14.40
4.10	3.10	4.50	5.75	7.80	9.00	9.25	11.55	12.30	15.60
4.45	3.40	4.90	6.20	8.45	9.80	10.00	12.85	13.35	16.90
4.80	3.60	5.30	6.65	9.10	10.55	10.80	13.45	14.40	18.20
5.05	3.85	5.55	7.15	9.60	11.10	11.35	14.15	15.15	19.20
5.35	4.10	5.95	7.50	10.15	11.75	12.05	15.40	16.05	20.30
5.70	4.30	6.25	7.95	10.85	12.55	12.85	16.00	17.10	21.70
6.00	4.60	6.65	8.40	11.40	13.20	13.50	17.25	18.00	22.80
6.25	4.80	6.90	8.80	11.90	13.75	14.05	17.85	18.75	23.80
6.60	5.00	7.25	9.20	12.55	14.50	14.85	18.40	19.10	25.10
6.95	5.25	7.70	9.65	13.20	15.30	15.65	19.60	20.85	26.40
7.20	5.45	7.95	10.05	13.70	15.85	16.20	20.20	21.60	27.40
7.50	5.70	8.30	10.45	14.25	16.50	16.90	21.40	22.50	28.50
7.75	5.90	8.55	10.85	14.75	17.05	17.45	21.90	23.25	29.50
8.10	6.10	8.95	11.25	15.40	17.80	18.25	22.50	24.30	30.80
8.35	6.35	9.25	11.75	15.85	18.35	18.80	23.70	25.05	31.70
8.65	6.55	9.55	12.10	16.45	19.05	19.45	24.20	25.95	32.90
8.90	6.80	9.85	12.50	16.90	19.60	20.05	25.40	26.70	33.80
9.25	7.00	10.20	12.95	17.60	20.35	20.80	26.05	27.75	35.20
9.50	7.20	10.50	13.35	18.05	20.90	21.40	26.55	28.50	36.10
9.80	7.45	10.80	13.70	18.60	21.55	22.05	27.75	29.40	37.20
10.05	7.65	11.10	14.15	19.10	22.10	22.60	28.30	30.15	38.20
10.40	7.90	11.50	14.60	19.75	22.90	23.40	29.45	31.20	39.50
10.65	8.10	11.70	14.85	20.25	23.45	23.95	29.95	31.95	40.50
10.95	8.30	12.05	15.30	20.80	24.10	24.65	30.50	32.85	41.60
11.15	8.55	12.30	15.65	21.20	24.55	25.10	31.65	33.45	42.40
11.50	8.70	12.70	16.05	21.85	25.30	25.90	32.15	34.50	43.70
11.75	8.95	12.90	16.45	22.35	25.85	26.45	33.30	35.25	44.70
12.00	9.15	13.25	16.80	22.80	26.40	27.00	33.80	36.00	45.60
12.25	9.35	13.50	17.15	23.30	26.95	27.55	34.30	36.75	46.60
12.60	9.55	13.85	17.60	23.95	27.70	28.35	35.45	37.80	47.90
12.85	9.75	14.20	17.95	24.40	28.25	28.90	36.00	38.55	48.80
13.10	10.00	14.40	18.35	24.90	28.80	29.50	37.15	39.30	49.80
13.40	10.20	14.75	18.75	25.45	29.50	30.15	37.65	40.20	50.90
13.65	10.35	15.10	19.10	25.95	30.05	30.70	38.20	40.95	51.90
13.95	10.60	15.35	19.50	26.50	30.70	31.40	39.30	41.85	53.00
14.20	10.80	15.65	19.85	27.00	31.25	31.95	39.75	42.60	54.00
14.45	11.00	15.90	20.25	27.45	31.80	32.50	40.85	43.35	54.90
14.75	11.20	16.25	20.65	28.05	32.45	33.20	41.40	44.25	56.10
15.00	11.40	16.50	20.95	28.50	33.00	33.75	41.85	45.00	57.00
15.25	11.60	16.80	21.30	29.00	33.55	34.30	42.95	45.75	58.00
15.50	11.80	17.10	21.75	29.45	34.10	34.90	43.45	46.50	59.00
15.75	12.00	17.35	22.05	29.95	34.65	35.45	44.55	47.25	59.90
16.05	12.20	17.70	22.40	30.50	35.30	36.10	45.00	48.15	61.00
16.25	12.35	17.90	22.80	30.90	35.75	36.55	45.50	48.75	61.80
16.50	12.60	18.20	23.15	31.35	36.30	37.15	46.55	49.50	62.70
16.80	12.75	18.45	23.45	31.90	36.95	37.80	47.00	50.40	63.80
17.05	13.00	18.80	23.85	32.40	37.50	38.35	48.10	51.15	64.80
17.25	13.15	19.05	24.20	32.80	37.95	38.80	48.60	51.75	65.60
17.50	13.35	19.30	24.55	33.25	38.50	39.40	49.05	52.50	66.50
17.70	13.45	19.50	24.70	33.65	38.95	39.85	49.70	53.10	67.30
17.95	13.65	19.75	25.10	34.10	39.50	40.40	50.30	53.85	68.20
18.25	13.90	20.10	25.55	34.70	40.15	41.05	51.45	54.75	69.40

PULLMAN NOTES

4 In through car stopping at Grand Canyon from morning to evening; upper berth and room rates will be main line upper berth or room rate plus Williams-Grand Canyon Pullman sidetrip rate for accommodations occupied shown opposite \$3.50 lower berth rate. For longer stopover use rates to and from Grand Canyon.

6 In through car stopping at Carlsbad from morning to evening; upper berth and room rates will be main line upper berth or room rate plus Clovis-Carlsbad Pullman sidetrip rate for accommodations occupied shown opposite \$3.50 lower berth rate. For longer stopover use rates to and from Carlsbad. * Applies to or from Los Angeles or Pasadena.

Drawing-room has full section single lower berth and toilet annex.

Compartment has full section and toilet conveniences.

Double Bedroom has lower bed, an upper berth and toilet conveniences.

Roomette is small private room for one passenger's use, approximately same space as a section with folding wall bed and toilet facilities.

Duplex-Roomette is a small private room for one passenger's use with folding or sliding bed and toilet facilities.

Rate for two connecting bedrooms or connecting bedroom and compartment occupied by two or more passengers on one Pullman ticket is same as drawing-room rate for two or more.

SANTA FE TRAFFIC OFFICES

Albuquerque, N. M.	Santa Fe Station, Phone 2-5291
Alhambra, Calif.	106 W. Main St., Phone Atlantic 2-3854
Amarillo, Tex.	Santa Fe Bldg., Phone 7231
Atchison, Kan.	201 Masonic Bldg., Phone 25
Atlanta 3, Ga.	1314 Rhodes-Haverty Bldg., Phone LAMar 4926-7
Bakersfield, Calif.	Santa Fe Station, Phone 5-5751
Beaumont, Tex.	413 Perlstein Bldg., Phone 2-3411
Berkeley 4, Calif.	2140 Center St., Phone Berkeley 7-2135
Beverly Hills, Calif.	9429 Wilshire Blvd., Phone CRestview 1-5758
Boston 16, Mass.	Rooms 4-5 Little Bldg., Phone LIBerty 2-5323
Buffalo 2, N. Y.	1408 Liberty Bank Bldg., Phone Washington 5230
Chicago 4, Ill.	179 W. Jackson Blvd., Phone HARRison 7-4900
Chicago 4, Ill.	238 So. Michigan Ave., Phone HARRison 7-4900
Cincinnati 2, Ohio	701 Dixie Terminal Bldg., Phone Main 1724-5
Cleveland 14, Ohio	750 Union Commerce Bldg., Phone Cherry 1-0226
Colorado Springs, Colo.	Santa Fe Station, Phone Main 1838-1839
Dallas 1, Tex.	1315 Commerce St., Phone PRespect 7-6301
Denver 2, Colo.	524-17th Street, Phone Tabor 3211
Des Moines 9, Iowa	601 Equitable Bldg., Phone 4-7173 and 4-7174
Detroit 26, Mich.	1225 Lafayette Bldg., Phone WOODward 2-8747
El Paso, Tex.	Sheldon and El Paso Sts., Phone 3-4642
Fort Worth 2, Tex.	808 Houston St., Phone 2-5141
Fresno 1, Calif.	Santa Fe Station, Phone 3-6221
Galveston, Tex.	411-22nd St., Phone Santa Fe 5-6621
Glendale 4, Calif.	107 So. Brand Blvd., Phone Citrus 2-3141
Hollywood 28, Calif.	1551 N. Vine St., Phone HOLLYwood 9-1191
Houston 2, Tex.	800 Travis St., Phone ATwood 6441
Huntington Park, Calif.	7136 Pacific Blvd., Phone LUCas 7239
Indianapolis 4, Ind.	210 Guaranty Bldg., Phone RILEY 6549
Inglewood, Calif.	314 E. Hillcrest Blvd., Phone ORchard 7-1272
Kansas City 6, Mo.	1100 Baltimore Ave., Phone VICTor 4000
Leavenworth, Kan.	781 Shawnee St., Phone 28
Long Beach 2, Calif.	117 Pine Ave., Phone 696-08
Los Angeles 14, Calif.	601 So. Hill St., Phone MUTual 0111
Lubbock, Tex.	Santa Fe Station, Phone 4472
Mexico City, Mex.	Bolivar 22-B
Milwaukee 3, Wis.	401 Majestic Bldg., Phone MARquette 8-7139
Minneapolis 2, Minn.	1286 Northwestern Bank Bldg., Phone AT 1274
Monterrey, Mex.	Apartado No. 627
New Orleans 12, La.	307 Pere Marquette Bldg., Phone RAYmond 3393
New York 18, N. Y.	500 Fifth Ave., Phone PENNSYlvania 6-4400
Oakland 12, Calif.	401 Fourteenth St., Phone HUMBoldt 3-9780
Oklahoma City 2, Okla.	112 N. Robinson St., Phone 2-2501
Palm Springs, Calif.	404 No. Palm Canyon Drive, Phone 6744
Pasadena 1, Calif.	Santa Fe Station, Phone SYcamore 2-1191
Peoria 2, Ill.	211 Jefferson Bldg., Phone 3-3867 and 3-3868
Phila. 7, Pa.	1416 Lincoln-Liberty Bldg., Phone RITTEnhouse 6-1464
Phoenix, Ariz.	102 No. First Ave., Phone 47251
Pittsburgh 19, Pa.	1222 Gulf Bldg., Phone ATLantic 1-2937
Pomona, Calif.	Santa Fe Station, Phone LYcoming 2-3059
Portland 5, Ore.	1201 American Bank Bldg., Phone BRoadway 3671
Pueblo, Colo.	401 N. Union Ave., Phone 73
Riverside, Calif.	Santa Fe Station, Phone 1672
Sacramento 14, Calif.	1000-10th St., Phone GILBERT 2-3605
St. Joseph 2, Mo.	505 Francis St., Phone 4-2793
St. Louis 1, Mo.	296 Arcade Bldg., Phone CHEstnut 7120
Salt Lake City 1, Utah	811 Continental Bank Bldg., Phone 3-8147
San Angelo, Tex.	204 P. & S. F. Station, Phone 3324
San Antonio 5, Tex.	1115 Majestic Bldg., Phone GARfield 7246
San Bernardino, Calif.	Santa Fe Station, Phone 2111
San Diego 1, Calif.	Cor. 5th Ave. and B St., Phone FRANKlin 8211
San Francisco 8, Calif.	136 Geary St., Phone SUtter 1-7600
San Jose, Calif.	28 N. First St., Phone CYpress 2-2737
San Pedro, Calif.	1016 So. Pacific Ave., Phone TERminal 2-5786
Santa Ana, Calif.	Santa Fe Station, Phone KIMberly 3-5354
Santa Barbara, Calif.	29 W. Carrillo St., Phone 3660
Santa Fe, N. M.	101 E. San Francisco St., Phone 1281
Santa Monica, Calif.	430 Santa Monica Blvd., Phone 411-88
Santa Rosa, Calif.	456 Tenth St., Phone 5294
Seattle 1, Wash.	The 1411 Fourth Ave. Bldg., Phone SENEca 0422
Stockton 3, Calif.	101 E. Weber Ave., Phone 7-7071
Topeka, Kan.	Santa Fe Bldg., Phone 6481
Tulsa 3, Okla.	417 S. Boston Ave., Phone 3-0173
Washington 5, D. C.	525 Shoreham Bldg., Phone DISTRICT 7984-5
Whittier, Calif.	148 N. Greenleaf Ave., Phone OXFord 4-4629
Wichita 2, Kan.	200 S. Broadway, Phone 5-8511
Wichita Falls, Tex.	608 Staley Bldg., Phone 4037

R. T. ANDERSON, General Passenger Traffic Manager, Chicago 403
C. C. THOMPSON, Passenger Traffic Manager, Los Angeles 14
G. F. SHERMAN, Passenger Traffic Manager, Topeka
A. C. ATER, Passenger Traffic Manager, Galveston
H. C. VINCENT, Traffic Manager, Amarillo
T. H. MURRAY, General Freight & Passenger Agent, Phoenix
G. C. LYMAN, General Freight & Passenger Agent, Albuquerque
D. P. ROONEY, Eastern General Passenger Agent, New York 18
L. R. EVERETT, Western Gen'l. Passenger Agent, San Francisco 8