

June—September, 1957

June—September, 1957

UNION PACIFIC RAILROAD

UNION PACIFIC RAILROAD

TIME TABLES

TIME TABLES



How to enjoy the West... best

Travel on the finest fleet of
trains in the nation...
to and from *all* the West.

to Los Angeles

"The CHALLENGER" *Domeliner*
"CITY OF LOS ANGELES" *Domeliner*

to Pacific Northwest

"CITY OF PORTLAND" *Domeliner*

to Colorado

"CITY OF DENVER" *Streamliner*



DOME DINERS
Exclusive on
Union Pacific



DOME COACHES



DOME LOUNGES



"The PUB"
Unique lounge
on the "City
of Denver"

**UNION PACIFIC
RAILROAD**

TABLE OF CONTENTS

Section	Page	Section	Page
Index to Union Pacific Stations.....	3 to 5	Connecting Bus Lines Service.....	42
Coast to Coast Sleeping Car Service.....	7	Address of Principal Union Pacific Stations.....	42
Equipment of Through Trains.....	8 to 23	One Way Railroad Fares.....	45
Condensed Train Schedules.....	8 to 23	Round Trip Railroad Fares.....	46 and 47
Complete Train Schedules.....	24 to 41	Pullman Sleeping Car Charges.....	48 and 49
Map of Union Pacific and Connecting Lines.....	26 and 27	Pullman Seat Fares.....	49
Connecting Rail Lines Service.....	32, 43 and 44	Union Pacific Representatives.....	50 and 51

INFORMATION

Miles shown on **mile posts** read westward from Council Bluffs, Iowa. Miles shown herein are from Omaha, Nebraska. (Variance approximately 3 miles.)

Time from midnight to noon inclusive, is indicated by light face type; **from noon to midnight inclusive**, by dark face type.

Any person who, because of mental, physical or other disability, is incapable of properly caring for himself or herself, will be received as a passenger ONLY when accompanied by a competent attendant.

New **leg rest seat coaches** are assigned to the Pacific Coast Streamliners. Every effort is made to maintain this service, but operation of non-leg rest coaches may be necessary on occasions, due to emergencies or shortages.

On trains that carry **chair car porters**, there is no charge for the services of the porter. He will, however, collect a nominal charge for pillows.

Children under 5 years of age ride free, when accompanied by parent or guardian; 5 years of age and under 12, pay **one-half fare**; 12 years of age and over, pay full fare.

Should any question or difference of understanding arise with agents or conductors as to **proper fare** or ticket privileges, please pay fare requested, take receipt, and communicate with General Passenger Traffic Manager, Omaha 2, Nebr.

Tickets unused or partly used, will be redeemed under tariff regulations at proper value. Consult any Union Pacific office or write to Gen'l Passenger Traffic Mgr., Omaha 2, Nebr.

Stopovers are permitted at all points where trains are scheduled to stop, within final limit of tickets, by notifying conductor.

Many attractive **side trips** and optional routes are available. Ask your local Agent or any Union Pacific representative for details.

Tickets reading via Union Pacific Railroad, with certain exceptions, will be honored by Overland Greyhound Bus Lines or Northwest Greyhound Bus Lines, between any two points between which either of those two companies and the Union Pacific Railroad jointly operate.

You are requested to purchase your tickets before boarding the train.

At Chicago the Transfer coupon on a through railroad ticket entitles the holder, without additional charge, to have himself and hand luggage transferred in a Railroad Transfer Service car from his incoming to his outgoing station. Or, when there is at least a 3-hour interval between arrival of train in Chicago and scheduled departure time from outgoing station, Railroad Transfer Service will transfer such luggage to the passenger's outgoing station where it can be claimed at the parcel check room. The charge for this service is the usual

parcel checking fee plus a 25 cent charge made by the Railroad Transfer Service for each bag or parcel.

It is desirable to mark or tag each piece of baggage (for easy identification) with your name and address and, in addition, place your name and permanent address inside each piece, whether it is checked or carried with you on the train. Ask Ticket or Baggage Agent for free **address labels**.

For the convenience and comfort of themselves and others, passengers are requested to check their **hand baggage** whenever possible, except that actually needed for personal use enroute. No responsibility is assumed for unchecked articles left in stations, on platforms or in cars.

Checkable baggage consists of wearing apparel, toilet articles and such personal effects as the passenger may need for use on the trip.

Money, jewelry, negotiable papers, liquids, fragile or perishable articles, radios, typewriters, dishes and household goods are examples of some of the articles not checkable as baggage. Consult Agent.

One hundred and fifty (150) pounds of baggage, not exceeding one hundred dollars (\$100.00) in value, may be checked free on each adult ticket, and one-half those amounts in connection with half-fare tickets.

Passengers have the privilege of declaring **additional value** on checked baggage, not to exceed a total of \$2500.00, upon payment of a nominal charge. Consult Baggage Agent.

Dogs and other small household pets may be transported in baggage cars subject to tariff regulations or they may be taken into room accommodations, subject to Pullman Company regulations, when in suitable containers.

Handling of dogs and pets in baggage cars on streamliner trains is necessarily restricted. Consult agent for details.

No single piece of baggage, exceeding 300 pounds in weight, 72 inches in greatest dimension, or single shipments in excess of \$2500.00 in value, will be checked. *Exception:* Boxes of heavy or corrugated pasteboard are limited to a gross weight of 50 pounds each.

All baggage should be marked plainly on outside with name and address of the owner.

Certain trains provide only limited handling of checked baggage, remains and pets, to and from intermediate points. Consult agents or passenger representatives for details.

In case of **lost articles**, communicate with Manager, Mail, Baggage & Express Traffic, Omaha 2, Nebr.

Union Pacific Railroad is not responsible for errors in time tables, inconvenience or loss resulting from **delayed trains**, failure to make connections, air conditioning failures, or emergency substitutions in equipment. Schedules, consists and designations of trains shown in this folder are subject to change without notice.

INDEX OF CONDENSED THROUGH TIME TABLES

BETWEEN AND	TABLE	BETWEEN AND	TABLE	BETWEEN AND	TABLE
New York City—		St. Louis—		Reno, San Francisco	E
Los Angeles	Page 6	Kansas City		Denver	H
San Francisco	Page 7			Sun Valley, Boise, Portland,	F
Chicago—				Tacoma, Seattle	L
Omaha				Spokane	O
Los Angeles, Pasadena, Las		Minneapolis		West Yellowstone, Victor	O
Vegas, Cedar City, Salt Lake				City, Ogden, Cheyenne	A
City, Ogden, Cheyenne	A			Reno, San Francisco	B—E
San Francisco, Reno, Ogden,				Salt Lake City, Boise, Port-	U
Cheyenne	B			land, Tacoma, Seattle	J
Seattle, Tacoma, Portland,				Denver	R
Boise, Sun Valley, West				West Yellowstone, Victor, Butte	J
Yellowstone	C	Denver		Spokane	T
Denver, North Platte	G			Sun Valley	T—U
Spokane	K			Los Angeles	T
West Yellowstone, Victor	O			Seattle	Z
				Tacoma, Portland	Y
St. Louis—				San Francisco, Los Angeles	W
Kansas City, Denver, Ogden, Salt Lake,		Denver		Portland	X
Cedar City, Las Vegas, Pasadena, Los Angeles	D			San Francisco, Los Angeles	D—T
				Sun Valley, Los Angeles	

For Condensed Through Schedules to and from Utah-Arizona Parks (Cedar City, Utah) see Table 4, Page 31

INDEX TO UNION PACIFIC STATIONS

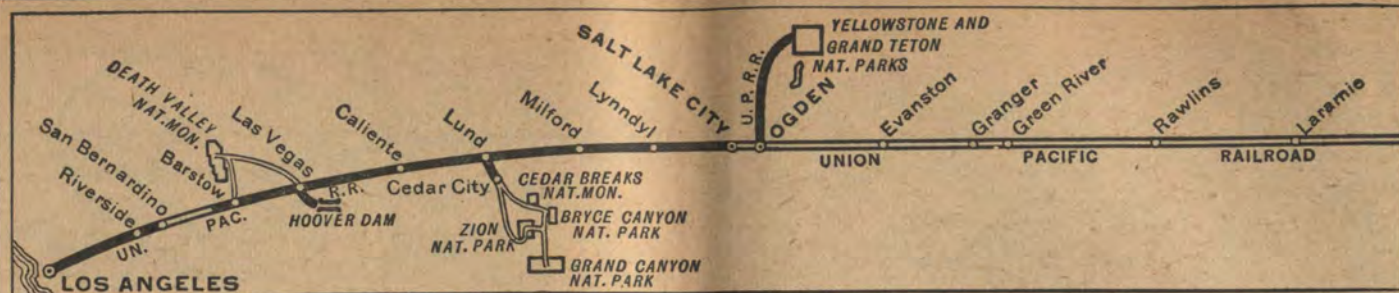
Each Time Table is numbered. The numbers opposite the Stations are the numbers of the time tables in which the stations are shown. Stations marked * are located on Divisions indicated by table numbers, but are not shown in folder tables.

Table No.	Table No.	Table No.	Table No.	Table No.	Table No.
Aberdeen, Idaho.....56	Armstead, Mont. R.36	Beattie, Kans.....53	Bonneville, Ore.....20	Burns, Ore.....70	Central City, Nebr.
Aberdeen, Wash.....21	Armstrong, Wash.76	Beatty, Idaho.....20	Boone, Nebr.....48	Burrington, Utah.....5	Colfax, Calif.....14
Aberdeen Jct., Ida.....56	Arnold, Nebr.....43	Becks, Utah.....31	Borah, Idaho.....20	Central Ferry, Wash.77	Colfax, Wash.....
Abilene, Kans. E,H,24	Aroya, Colo.....24	Beckwith, Wyo.....20	Borax, Nev.....3	Centralia, Wash.....Z,	Collins, Calif.....3
Acequia, Ida.....60,61	Arrow, Idaho.....77	Belgrade, Nebr.....46	Boulder, Utah.....3	20, 21	Collins, Idaho.....56
Acoma, Nev.....3	Ascalon, Colo.....24	Bell, Calif.....8	Border, Wyo.....20	Ceresco, Nebr.....88	Collinston, Utah.....36
Acton, Wash.....78	Ash, Wash.....74	Bellevue, Idaho.....69	Borie, Wyo.....1, 2	Chafee, Wash.....78	Collopy, Idaho.....20
Adams, Ore.....84	Ashby, Wash.....74	Belmar, Nebr.....42	Bosler, Wyo.....1, 2	Champlin, Utah.....3	Colliery, Kans.....24
Adelaide, Idaho.....20	Ashville, Kans.....26	Beloit, Kans.....26	Boulder, Ore.....20	Chapman, Kans. H,24	Colores, Wyo.....2
Adrian, Ore.....64	Ashton, Idaho	Belt, Idaho.....39, 57	Boulder City, Nev.....10	Chapman, Nebr.	Colton, Calif.....3
Afton, Calif.....3	O, R, S, 36, 39, 40	Belvidere, Idaho.....67	Boulder, Utah.....3	1, 2, 17	Colton, Wash.....85
Agate, Colo.....24	Aspen, Wyo.....1, 2	Belvidere, Nebr.....52	Boyd, Nev.....3	Chappell, Nebr.....1, 2	Colton, Nebr.....1, 2
Aiken, Idaho.....56	Assaria, Kans.....27	Belvus, Kans.....24	Boyd Lake, Colo.....18	Chase, Calif.....3	Coltman, Idaho.....58
Alkina, Kans.....52	Athens, Ore.....82	Bend, Ore.....86	Boyer, Colo.....24	Chatcolet, Idaho.....79	Columbus, Nebr. A, B,
Albany, Wyo.....33	Atkinson, Utah.....34	Benicia, Calif.....14	Bracken, Nev.....3	C, G, 1, 2, 17, 44, 46,	Chehalis, Wash.....Z,
Albin, Wyo.....42	Attalia, Wash.74,78	Bennett, Colo.....24	Bradley, Idaho.....79	47, 89	Cheney, Wash.....
Albion, Nebr.....47	Atwood, Colo.....17	Bennington, Kans.....26	Brady, Nebr. 1, 2, 17	Chemung, Colo.....24	Cherokee, Wyo.....1, 2
Albion, Wash.....76	Auburn, Calif.....17	Benson Jct., Utah.37	Brainard, Nebr.....45	Cheney, Wash.....	Concordia, Kans.....25
Alida, Nebr.....1, 2, 17	Auburn, Colo.....14	Benton City, Wash.78	Brantwell, Idaho.....67	Concrete, Ida.....73	Conrad, Wyo.....1, 2
Alexander, Ida.....20	Auburn, Wash.....20	Beowawe, Nev.....14	Brant, Calif.....3	20, 21	Conroy, Nebr.....1, 2
Alexandria, Nebr.....52	Ault, Colo.....30	Berger, Idaho.....60	Bremen, Kans.....52	Coro, Wyo.....1, 2	Conroy, Nebr.....1, 2
Alfalfa Center, Nebr.	Avon, Utah.....12	Berkeley, Calif. B,E,14	Bridal Veil, Ore.....20	Cornwall, Wyo.....1, 2	Conroy, Nebr.....1, 2
1, 2	Axtell, Kans.....53	Berryman, Wash.....80	Bridgeport, Kans.27	Cornwall, Wyo.....1, 2	Conroy, Nebr.....1, 2
Alhambra.....A, D, 3, 7	Ayer, Wash. K, L, T,	Beryl, Utah.....3	Bridger, Wyo.....1, 2	Cornish, Utah.....36	Conroy, Nebr.....1, 2
Allice, Ore.....72	W, X, 74, 76, 77	Bessie, Idaho.....20	Brigham City	Corral, Idaho.....65	Conroy, Nebr.....1, 2
Alida, Kans.....25		Beverly, Kans.....28	Utah. 36, 38	Cosgriff, Wyo.....20	Conroy, Nebr.....1, 2
Allendale, Idaho.....68		Bickel, Idaho.....60	Brighton, Colo.17,18,30	Cosmopolis, Wash.21	Conroy, Nebr.....1, 2
Almota, Wash.....77		Big Eddy, Idaho.....67	Broadway, Nebr.....42	Cottonfield, Nebr.....48	Conroy, Nebr.....1, 2
Alpowa, Wash.....77		Biggs, Ore.....20	Brookhoff, Nebr.....42	Cottier, Wyo.....42	Conroy, Nebr.....1, 2
Altair, Kans.....28		Biggs Jct., Ore.....87	Brogan, Ore.....20	Cotton, Idaho.....36	Conroy, Nebr.....1, 2
Altamont, Wyo.....1, 2		Big Springs, Idaho.39	Brown, Ore.....24	Church Buttes,	Conroy, Nebr.....1, 2
Amalgam, Idaho.....60		Big Springs, Nebr.....1, 2, 17	Brown, Nev.....52	Wyo.....52	Conroy, Nebr.....1, 2
American Falls,		Birdwood, Neb.....17	Browndale, Kans.....25	Cima, Calif.....3	Conroy, Nebr.....1, 2
Ida.....20		Bishop, Wash.....77	Browning, Utah.....36	Circle Bar, Ore.....70	Conroy, Nebr.....1, 2
American Fork,		Bitter Creek, Wyo.1, 2	Brownson, Nebr.1, 2	Cisco, Calif.....14	Conroy, Nebr.....1, 2
Utah.....5		Black Buttes, Wyo.1, 2	Bruen, Ore.....20	Clarke, Ore.....24	Conroy, Nebr.....1, 2
Ames, Nebr.....1, 2, 17		Blackfoot, Ida. O, R,	Bruen, Wyo.....1, 2	Clark, Nebr. 1, 2, 17	Conroy, Nebr.....1, 2
Amherst, Nebr.....43		36, 56	Bryant, Wyo.....1, 2	Clarke, Ore.....20	Conroy, Nebr.....1, 2
Amsterdam, Ida.....60		Black Lake, Idaho.79	Bryce Canyon Park, Ut.	Clarke, Ore.....20	Conroy, Nebr.....1, 2
Anaheim, Calif. A,D,3,9		Black Rock, Utah.....3	(See Cedar City, Ut)	Clarkston, Wash.....84	Conroy, Nebr.....1, 2
Anan, Nebr.....52		Black Wolf, Kans.....24		Clay Center, Kans.25	Conroy, Nebr.....1, 2
Anderson, Idaho.....36		Black's Creek, Ida.20		Clayton, Calif.....3	Conroy, Nebr.....1, 2
Ankeny, Wash.....74		Blaine, Idaho.....65		Clayton, Nebr.....52	Conroy, Nebr.....1, 2
Antelope, Wyo.....1, 2		Blair, Kans.....53		Claytonia, Idaho.....64	Conroy, Nebr.....1, 2
Apex, Mont.....36		Blalock, Ore.....20		Clearfield, Utah.1,2,31	Conroy, Nebr.....1, 2
Apex, Nev.....3		Blasler, Idaho.....20		Clear Lake, Utah.....3	Conroy, Nebr.....1, 2
Appleton, Idaho.....61		Bliss, Idaho.....20, 61		Clearburne, Kans.....54	Conroy, Nebr.....1, 2
Apple Valley, Ida.20		Bloom, Utah.....3		Cleff, Idaho.....20	Conroy, Nebr.....1, 2
Ara, Colo.....42		Blue Canyon, Calif.14		Clifford, Colo.....24	Conroy, Nebr.....1, 2
Arapahoe, Colo.....24		Blue Rapids, Kans.54		Crook, Colo.....17	Conroy, Nebr.....1, 2
Arcadia, Ore.....20		Bly, Calif.....3		Crooks, Ore.....20	Conroy, Nebr.....1, 2
Archer, Wyo.....1, 2		Boardman, Ore.....30		Cropley, Utah.....38	Conroy, Nebr.....1, 2
Arco, Idaho.....56		Boelvs, Nebr.....49		Crosskey, Wash.....74	Conroy, Nebr.....1, 2
Arcola, Kans.....24		Bogue, Kans.....28		Cruces, Calif.....3	Conroy, Nebr.....1, 2
Arden, Nev.....3		Boise, Ida. C, F, K, T,		Cuba, Nev.....14	Conroy, Nebr.....1, 2
Arena, Colo.....24		U, 20, 67		Culver, Kans.....60	Conroy, Nebr.....1, 2
Armo, Idaho.....36		Bond, Mont.....36		Crystal, Idaho.....20	Conroy, Nebr.....1, 2
Arling, Idaho.....67		Bonner Springs,		Culdesac, Idaho.....77	Conroy, Nebr.....1, 2
Arlington, Ore. C, W,		Kans.....24		Culver, Ore.....28	Conroy, Nebr.....1, 2
20, 74, 75, 76				Culver, Ore.....28	Conroy, Nebr.....1, 2
				Curry, Idaho.....60	Conroy, Nebr.....1, 2

Table of station locations in the western United States, including entries for Nevada, Idaho, Utah, and Oregon. Each entry includes a station name and a table number.

Table of station locations in the western United States, including entries for Nevada, Idaho, Utah, and Oregon. Each entry includes a station name and a table number.

Stations marked with a square symbol are located on Divisions indicated by table numbers, but are not shown in folder tables.

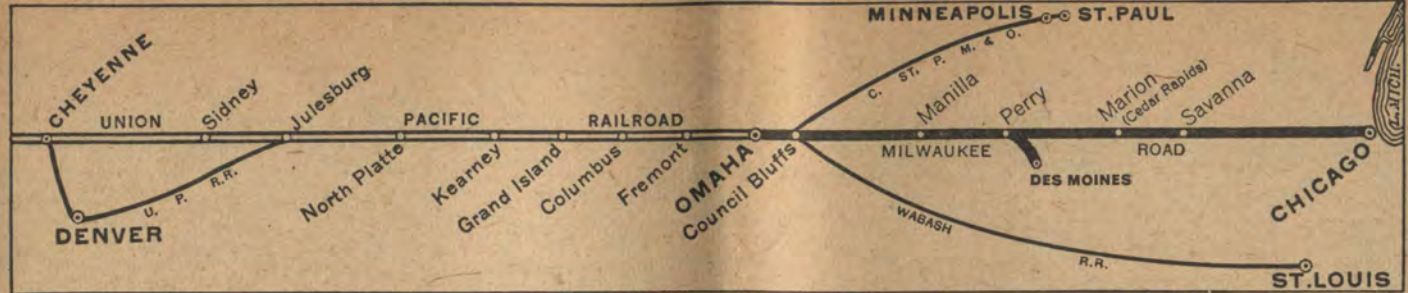


**CHICAGO to LOS ANGELES
via Omaha and Salt Lake City**

Table A Condensed Schedules All Trains Daily		Domeliner City of Los Angeles 103 Daily Example	The Challenger Domeliner 107 Daily Example	Stream- liner City of Las Vegas 115 Daily Example	Trains 7-5 Daily Example	Utah Parks Service 108-309 310-9 Daily Example Summer Season
Lv New York (E.S.T.) N.Y.C.	5.35 SA					
Ar Chicago (C.S.T.)	11.15 SU					
Lv New York (EST) Penn. RR.	5.00 SA					
Ar N. Philadelphia (E.S.T.)	6.21 SA					
Ar Chicago (C.S.T.)	8.00 SU					
Lv Chicago (CST) C.M.S.P. & P.	6.45 SU	9.15 SU		5.50 SU	6.45 SU	
Ar Omaha	3.00 MO	5.20 SU		8.10 MO	3.00 MO	
Lv Omaha (C.S.T.) Un. Pac.	3.10 MO	5.30 SU		10.05 MO	3.10 MO	
Ar Fremont				10.55 "		
Ar Columbus				11.47 "		
Ar Grand Island	5.10 "	7.31 "		1.05 "	5.10 "	
Ar Kearney				1.45 "		
Ar North Platte (C.S.T.)	6.55 "	9.15 "		3.35 "	6.55 "	
Ar North Platte (M.S.T.)	6.00 "	8.20 "		2.45 "	6.00 "	
Ar Sidney	7.44 "	9.57 "		4.57 "	7.44 "	
Ar Cheyenne	9.30 "	11.35 "		7.00 "	9.30 "	
Ar Cheyenne	9.40 "	11.45 SU		7.15 "	9.40 "	
Ar Laramie	11.01 "	12.59 MO		9.00 "	11.01 "	
Ar Rawlins	12.56 "	2.45 "		11.45 MO	12.56 "	
Ar Rock Springs				1.59 TU		
Ar Green River	3.25 "	5.05 "		3.15 "	3.25 "	
Ar Evanston	5.06 "	6.42 "		5.18 "	5.06 "	
Ar Ogden	6.45 "	8.15 "		7.00 "	6.45 "	
Ar Ogden	6.55 "	8.25 "		7.30 "	6.55 "	
Ar Salt Lake City	7.40 "	9.10 "		8.20 "	7.40 MO	
Ar Salt Lake City	7.50 "	9.20 "		9.30 "	11.00 MO	
Ar Milford	10.54 MO	12.23 MO		2.15 "	4.15 TU	
Ar Lund				3.00 TU	5.00 TU	
Ar Cedar City				4.15 TU	6.30 TU	
Lv Cedar City				11.59 TU	9.00 SA	
Lv Lund				3.00 TU	2.40 SU	
Lv Caliente (M.S.T.)				5.15 "	4.35 "	
Lv Las Vegas (P.S.T.)	2.40 TU	4.05 MO	4.30 SU	8.05 TU	6.35 "	
Ar San Bernardino	7.45 "	9.00 "	9.30 "	2.45 WE	11.59 "	
Ar Riverside		9.55 "	3.25 "	12.30 "		
Ar Pomona		10.25 "	4.20 "	1.05 "		
Ar East Los Angeles	9.10 "	10.25 "	10.55 "	5.00 "	1.40 "	
Ar Los Angeles (P.S.T.)	9.30 TU	10.45 MO	11.15 SU	5.30 WE	2.00 SU	
Ar Alhambra	9.35 TU	10.50 MO			2.05 SU	
Ar Pasadena	9.50 TU	11.05 MO			2.20 SU	
Ar Glendale (City)	10.10 TU	11.30 MO			2.45 SU	
Ar Anaheim	10.20 TU	11.35 MO			2.50 SU	
Ar Long Beach	10.05 TU	11.20 MO			2.35 SU	
Ar San Pedro (P.S.T.)	10.35 TU	11.55 MO			3.05 SU	

Footnotes for Page 8

- Special Coach Seat Reservation Charge June 9 to September 15. See Page 44.
- Special Coach Seat Reservation Charge June 17 to September 15. See Page 44.
- Conditional stop; see Tables 1 or 3.
- Motor bus connections at East Los Angeles. See tables 7, 8 and 9 for complete information on bus schedules to and from East Los Angeles.
- Limited handling of checked baggage on these trains; consult agent.
- Motor Bus between Lund and Cedar City.
- See Table 4, page 31, for condensed schedule of all service to the Utah-Arizona Parks from the East and from Los Angeles. (C.S.T.) Central standard time. (M.S.T.) Mountain standard time. (P.S.T.) Pacific standard time. Time from 12.01 midnight to 12.00 noon shown in light face type. Time from 12.01 noon to 12.00 midnight shown in heavy face type.



**LOS ANGELES to CHICAGO
via Salt Lake City and Omaha**

Table A Condensed Schedules All Trains Daily		Domeliner City of Los Angeles 104 Daily Example	The Challenger Domeliner 108 Daily Example	Stream- liner City of Las Vegas 116 Daily Example	Trains 6-8 Daily Example	Utah Parks Service 108-309 310-104 Daily Exam. Summer Season
Lv San Pedro (P.S.T.)	2.45 SU	12.10 SU				10.05 SU
Lv Long Beach	3.20 SU	12.45 SU				10.40 SU
Lv Anaheim	3.10 SU	12.50 SU				10.35 SU
Lv Glendale (City)	3.10 SU	12.55 SU				10.40 SU
Lv Pasadena	3.40 "	1.20 "				11.05 "
Lv Alhambra	3.55 SU	1.35 SU				11.20 SU
Lv Los Angeles (P.S.T.)	4.30 SU	2.00 SU	8.00 SU	10.00 SU	11.45 SU	
Ar East Los Angeles	4.50 "	2.20 "	8.20 "	10.20 "	12.05 "	
Ar Pomona			8.45 "	10.55 "	12.35 "	
Ar Riverside			9.15 "	11.55 SU	1.05 "	
Ar San Bernardino	6.08 "	3.30 "	9.40 "	12.30 SU	1.30 "	
Lv Las Vegas (P.S.T.)	11.20 SU	8.50 SU	3.00 SU	7.20 "	7.15 "	
Lv Caliente (M.S.T.)				11.15 "	11.00 SU	
Ar Lund				1.15 MO	12.45 MO	
Ar Cedar City				4.15 MO	6.30 MO	
Lv Cedar City				11.59 MO	9.00 SU	
Lv Lund				1.15 MO	10.25 SU	
Ar Milford	4.58 MO	2.28 MO		2.05 "	11.50 SU	
Ar Salt Lake City	8.05 "	5.35 "		6.00 "	4.30 MO	
Ar Salt Lake City	8.15 "	5.45 "		6.45 "	8.15 MO	
Ar Ogden	9.00 "	6.30 "		7.40 "	9.00 "	
Lv Ogden	9.10 "	6.40 "		8.45 "	9.10 "	
Ar Evanston	10.44 "	8.09 "		10.40 MO	10.44 "	
Ar Green River	12.35 "	10.00 "		1.00 TU	12.35 "	
Ar Rock Springs				1.21 "		
Ar Rawlins	2.55 "	12.16 "		3.40 "	2.55 "	
Ar Laramie	4.50 "	2.07 "		6.20 "	4.50 "	
Ar Cheyenne	6.10 "	3.15 "		8.00 "	6.10 "	
Lv Cheyenne	6.20 "	3.25 "		8.15 "	6.20 "	
Lv Sidney	7.42 "	4.47 "		10.05 "	7.42 "	
Ar North Platte (M.S.T.)	9.23 "	6.28 "		12.15 "	9.23 "	
Lv North Platte (C.S.T.)	10.28 "	7.33 "		1.25 "	10.28 "	
Ar Kearney				3.10 "		
Ar Grand Island				4.10 "	12.20 TU	
Ar Columbus				5.16 "		
Ar Fremont				6.10 "		
Ar Omaha	2.30 TU	11.35 MO		7.00 TU	2.30 TU	
Lv Omaha C.M.St.P.&P.	2.45 TU	11.45 MO		7.30 TU	2.45 TU	
Ar Chicago (C.S.T.)	11.00 TU	7.55 TU		8.50 TU	11.00 TU	
Lv Chicago (CT) Penn. RR.	4.00 TU					
Ar N. Phila., Pa. (E.S.T.)	7.03 WE					
Ar New York (E.S.T.)	8.30 WE					
Lv Chicago (C.S.T.) N.Y.C.	3.00 TU					
Ar New York (E.S.T.)	8.00 WE					

Footnotes for Page 9

- Special Coach Seat Reservation Charge June 9 to September 15. See Page 44.
- Special Coach Seat Reservation Charge June 17 to September 15. See Page 44.
- Motor bus connections at East Los Angeles. See tables 7, 8 and 9 for complete information on bus schedules to and from East Los Angeles.
- Limited handling of checked baggage on these trains; consult agent.
- See Table 4, page 31, for condensed schedule of all service to the Utah-Arizona Parks from the East and from Los Angeles.
- Motor Bus between Lund and Cedar City.
- Conditional stop; see Tables 1 or 3. (C.S.T.) Central standard time. (M.S.T.) Mountain standard time. (P.S.T.) Pacific standard time. Time from 12.01 midnight to 12.00 noon shown in light face type. Time from 12.01 noon to 12.00 midnight shown in heavy face type.



NEW YORK and CHICAGO to SAN FRANCISCO via Omaha

Table B Condensed Schedules All Trains Daily	Streamliner City of San Francisco 101 Daily Example	Train 27 Daily Example	Advance Coach Seat Reservations Required on No. 101
Lv New York (E.S.T.) N.Y.C.	4.30 SAT	No. 27 carries	
Ar Chicago (C.S.T.)	7.30 SUN	only a Rider	
Lv New York (EST) Penn.R.R.	5.00 SAT	Coach	
Lv N. Phila., Pa. (E.S.T.)	6.21 SAT	between	
Ar Chicago (C.S.T.)	8.00 SUN	Omaha and Green River	
C. M. St. P. & P.			
Lv Chicago (C.S.T.)	6.30 SUN		
Lv Savannah	8.44 "		
Lv Marion (Cedar Rapids)	10.10 SUN		
Lv Perry	12.10 MON		
Ar Omaha	2.45 MON		
Union Pacific			
Lv Omaha (C.S.T.)	2.55 MON	10.30 SUN	
" Fremont	"	11.15 SUN	
" Columbus	"	12.12 MON	
" Grand Island	4.55 "	1.30 "	
" Kearney	"	2.08 "	
Ar North Platte (C.S.T.)	6.40 "	4.15 "	
Lv North Platte (M.S.T.)	5.45 "	3.30 "	
" Sidney	7.29 "	5.45 "	
Ar Cheyenne	9.15 "	8.00 "	
Lv Cheyenne	9.25 "	8.30 "	
" Laramie	10.46 "	10.10 "	
" Rawlins	12.41 "	12.30 "	
" Rock Springs	"	3.04 "	
Ar Green River	3.00 "	3.35 "	
Lv Green River	3.10 "	4.40 "	
" Evanston	4.51 "	6.35 "	
Ar Ogden (M.S.T.)	6.30 MON	8.30 MON	
Lv Salt Lake City (M.S.T.)		7.30 MON	
Southern Pacific			
Lv Ogden (M.S.T.)	6.50 MON	9.35 MON	
" Reno (P.S.T.)	2.50 "	7.37 TUE	
" Truckee	"	8.34 "	
Ar Sacramento	7.30 MON	12.40 "	
Lv Sacramento	7.40 TUE	12.50 "	
Ar Berkeley	9.21 "	2.40 "	
" Oakland (16th St.)	9.32 "	2.52 "	
" Oakland Pier	9.45 "	3.05 "	
Ar San Francisco (P.S.T.)	10.20 TUE	3.45 TUE	

Equipment for Page 10

NO. 101—Streamliner CITY OF SAN FRANCISCO—Daily
 Cars from Chicago run via C. M. St. P. & P. to Omaha; U. P. to Ogden; S. P. to San Francisco.
 Club Lounge Car @.....Chicago to San Francisco (Radio, bath, valet service).
 Streamlined Sleeping Cars. New York to San Francisco—10 Roomettes, 6 Double Bedrooms (P.R.R. No. 29 to Chicago). Car operates every other day—see Page 7.
 New York to San Francisco—10 Roomettes, 6 Double Bedrooms (N.Y.C. No. 67 to Chicago). Car operates every other day—see Page 7.
 Chicago to San Francisco—Drawing-rooms, Compts., Double Bedrooms, Roomettes, Sections.
 Reclining Seat—Leg Rest Coaches.....Chicago to San Francisco—all seats reserved.
 Cafe Lounge Car.....Chicago to San Francisco—Moderately priced meals and lounge for coach passengers.
 Dining Car.....Club and a la carte service.

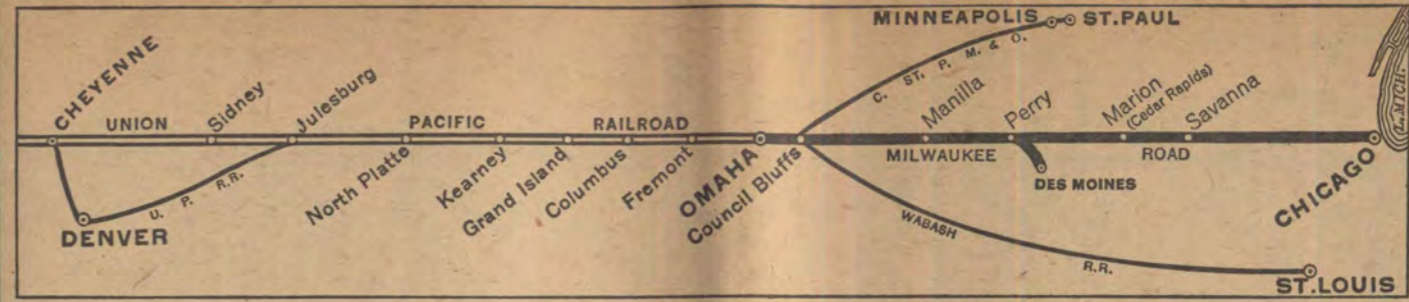
NO. 27—DAILY
 No. 27 to Green River; No. 10 to Ogden; S. P. 27 to San Francisco.
 Between Omaha and Green River No. 27 carries only a rider coach for passengers; no sleeping car; no dining car.
 Dome Lounge Car.....Ogden to San Francisco.
 Streamlined Sleeping Cars. Ogden to San Francisco—6 Sections, 6 Roomettes, 4 Bedrooms (No. 9 from St. Louis).
 Salt Lake City to San Francisco—6 Sections, 6 Roomettes, 4 Double Bedrooms (No. 29 to Ogden).
 Reclining Seat Coaches.....Omaha to Green River.
 Green River to San Francisco (No. 9 from St. Louis—leg rest seats, all reserved).
 Dining Car.....Green River to San Francisco—club and a la carte service.

Passengers enjoy Ferry Steamer between Oakland Pier and San Francisco; opportunity to view and photograph the Bay Bridge, Alcatraz, Ocean-going Steamers and San Francisco Skyline

Footnotes for Page 10

- ⊕ These lounge cars are for exclusive use of sleeping car passengers. The City of San Francisco has a lounge car for coach passengers.
- Limited handling of checked baggage on this train; consult agent.
- ▲ On the S. P. this train does not handle checked baggage for local points between Ogden and Sacramento.

- ▲ Leaves at 6:45 p.m. until June 17.
- ⊖ Conditional stop; see Table 1. (E.S.T.) Eastern standard time. (M.S.T.) Mountain standard time.
- (f) Stops only on signal. (C.S.T.) Central standard time. (P.S.T.) Pacific standard time.
- Time from 12:01 midnight to 12:00 noon shown in light face type.
- Time from 12:01 noon to 12:00 midnight shown in heavy face type.



SAN FRANCISCO to CHICAGO, and NEW YORK via Omaha

Table B Condensed Schedules All Trains Daily	Streamliner City of San Francisco 102 Daily Example	Train 28 Daily Example	Advance Coach Seat Reservations Required on No. 102
Southern Pacific			
Lv San Francisco (P.S.T.)	4.00 SUN	10.50 SUN	
" Oakland Pier	4.35 "	11.22 "	
" Oakland (16th St.)	4.40 "	11.31 "	
" Berkeley	4.48 "	11.40 "	
Ar Sacramento	6.34 "	1.39 "	
Lv Sacramento	6.43 "	1.44 "	
" Truckee	"	5.27 "	
" Reno (P.S.T.)	11.14 SUN	6.38 SUN	
Ar Ogden (M.S.T.)	9.20 MON	6.10 MON	
Union Pacific			
Ar Salt Lake City (M.S.T.)		8.20 MON	
Lv Ogden (M.S.T.)	9.40 MON	6.50 MON	
" Evanston	11.14 "	8.29 "	
Ar Green River	12.55 "	10.10 "	
Lv Green River	1.05 "	11.15 "	
" Rock Springs	"	11.42 "	
" Rawlins	3.25 "	2.05 "	
" Laramie	5.12 "	4.35 "	
Ar Cheyenne	6.30 "	6.00 "	
Lv Cheyenne	6.40 "	7.15 "	
" Sidney	8.02 "	9.10 "	
Ar North Platte (M.S.T.)	9.43 "	11.15 MON	
Lv North Platte (C.S.T.)	10.48 "	12.45 TUE	
" Kearney	"	2.39 "	
" Grand Island	12.40 TUE	3.50 "	
" Columbus	"	5.00 "	
" Fremont	"	5.55 "	
Ar Omaha	2.50 TUE	6.45 TUE	
C. M. St. P. & P.			
Lv Omaha	3.00 TUE	No. 28 carries	
Ar Perry	5.06 "	only a	
" Marion (Cedar Rapids)	7.19 "	Rider	
" Savannah	8.40 "	Coach	
Ar Chicago (C.S.T.)	11.15 TUE	between	
Lv Chicago (C.S.T.) N.Y.C.	3.00 TUE	Green River	
Ar New York (E.S.T.)	8.00 WED	and Omaha	
Lv Chicago (C.S.T.) Penn.R.R.	4.00 TUE		
Ar N. Phila., Pa. (E.S.T.)	7.03 WED		
Ar New York (E.S.T.)	8.30 WED		

Equipment for Page 11

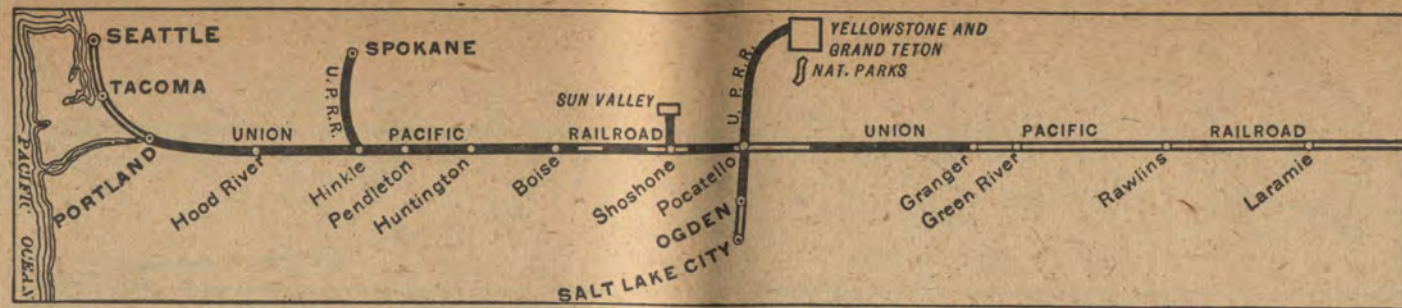
NO. 102—Streamliner CITY OF SAN FRANCISCO—Daily
 Runs via S. P. to Ogden, and via C. M. St. P. & P. east of Omaha.
 Club Lounge Car @.....San Francisco to Chicago (Radio, bath, valet service).
 Streamlined Sleeping Cars. San Francisco to New York—10 Roomettes, 6 Double Bedrooms (P.R.R. No. 28 east of Chicago). Car operates every other day—see Page 7.
 San Francisco to New York—10 Roomettes, 6 Double Bedrooms (N.Y.C. No. 68 east of Chicago). Car operates every other day—see Page 7.
 San Francisco to Chicago—Drawing rooms, Compts., Double Bedrooms, Roomettes, Sections.
 Reclining Seat—Leg Rest Coaches.....San Francisco to Chicago—all seats reserved.
 Cafe Lounge Car.....San Francisco to Chicago—Moderately priced meals and lounge for coach passengers.
 Dining Car.....Club and a la carte service.

NO. 28—DAILY
 S. P. No. 28 to Ogden; No. 10 to Green River; No. 28 to Omaha.
 Between Green River and Omaha No. 28 carries only a rider coach for passengers; no sleeping car; no dining car.
 Dome Lounge Car.....San Francisco to Ogden.
 Streamlined Sleeping Cars. San Francisco to Ogden—6 Sections, 6 Roomettes, 4 Double Bedrooms (U.P.-Wab. 10 to St. Louis).
 San Francisco to Salt Lake City—6 Sections, 6 Roomettes, 4 Double Bedrooms, (No. 30 south of Ogden).
 Reclining Seat Coaches.....San Francisco to Green River (No. 10 to St. Louis—leg rest seats, all reserved).
 Green River to Omaha.
 Dining Car.....San Francisco to Green River—club and a la carte service.

Footnotes for Page 11

- ⊕ These lounge cars are for exclusive use of sleeping car passengers. The City of San Francisco has a lounge car for coach passengers.
- Limited handling of checked baggage on this train; consult agent.
- ▲ On the S. P. this train does not handle checked baggage for local points between Ogden and Sacramento.
- ⊖ Conditional stop; see Table 2. (E.S.T.) Eastern standard time. (M.S.T.) Mountain standard time. Time from 12:01 midnight to 12:00 noon shown in light face type.
- (f) Stops only on signal. (C.S.T.) Central standard time. (P.S.T.) Pacific standard time.
- Time from 12:01 noon to 12:00 midnight shown in heavy face type.

Passengers Use Ferry Steamer between San Francisco and Oakland Pier.



CHICAGO to PORTLAND and SEATTLE via Omaha

Table C Condensed Schedules All Trains Daily		Domeliner City of Portland 105 Daily Example	City of Portland— Yel. Special 105-35 Summer Season Example	Yel. Special Portland Rose 36-17 Summer Season Example	Advance Coach Seat Reservations Required on No. 105
C. M. St. P. & P.					
Lv Chicago (C.S.T.)	4.45	SUN	4.45	SUN	
Ar Omaha	1.00	MON	1.00	MON	
Union Pacific					
Lv Omaha	1.10	MON	1.10	MON	
" Fremont	1.26	"	1.26	"	
" Columbus	1.42	"	1.42	"	
" Grand Island	3.15	"	3.15	"	
" Kearney	3.31	"	3.31	"	
Ar North Platte (C.S.T.)	5.05	"	5.05	"	
Lv North Platte (M.S.T.)	4.10	"	4.10	"	
" Sidney	5.53	"	5.53	"	
Ar Cheyenne	7.35	"	7.35	"	
Lv Cheyenne	7.45	"	7.45	"	
" Laramie	9.10	"	9.10	"	
" Rawlins	11.05	"	11.05	"	
" Rock Springs	12.55	"	12.55	"	
" Green River	1.35	"	1.35	"	
" Kemmerer	2.47	"	2.47	"	
" Montpelier	4.05	"	4.05	"	
Ar Pocatello	5.45	MON	5.45	MON	
Yellowstone and Grand Teton Nat. Parks					
Ar West Yellowstone			7.30	TUE	
Lv West Yellowstone			7.30	MON	
City of Portland—Yellowstone Special—Daily					
Lv Pocatello	5.55	MON	10.20	TUE	
Ar Mindoka	7.32	MON	11.30	TUE	
Ar Shoshone	7.32	MON	12.30	TUE	
Lv Shoshone	7.35	MON	12.40	TUE	
Ar Sun Valley (Ketchum)	9.35	MON	2.40	TUE	
Lv Sun Valley (Ketchum)	5.25	MON	10.25	TUE	
Ar Shoshone	7.25	MON	12.25	TUE	
Portland Rose—Yellowstone Special—Daily					
Lv Shoshone	7.32	MON	12.30	TUE	
" Glens Ferry	8.25	"	1.50	"	
" Boise	9.40	"	3.35	"	
" Nampa	10.08	"	4.15	"	
" Ontario	10.08	"	5.24	"	
Ar Huntington (M.S.T.)	11.40	"	6.30	"	
Lv Huntington (P.S.T.)	10.40	"	5.40	"	
" Baker	11.53	MON	7.02	"	
" La Grande	1.05	TUE	8.35	"	
Lv Pendleton	3.10	"	11.00	"	
Ar Hinkle	3.50	TUE	11.59	TUE	
" Arlington			1.32	WED	
" The Dalles	5.30	TUE	3.00	"	
" Hood River	6.01	"	3.45	"	
Ar Portland	7.30	TUE	5.30	WED	
Lv Portland	9.00	TUE	9.00	WED	
Ar Tacoma	12.01	"	12.01	"	
Ar Seattle (P.S.T.)	1.00	TUE	1.00	WED	

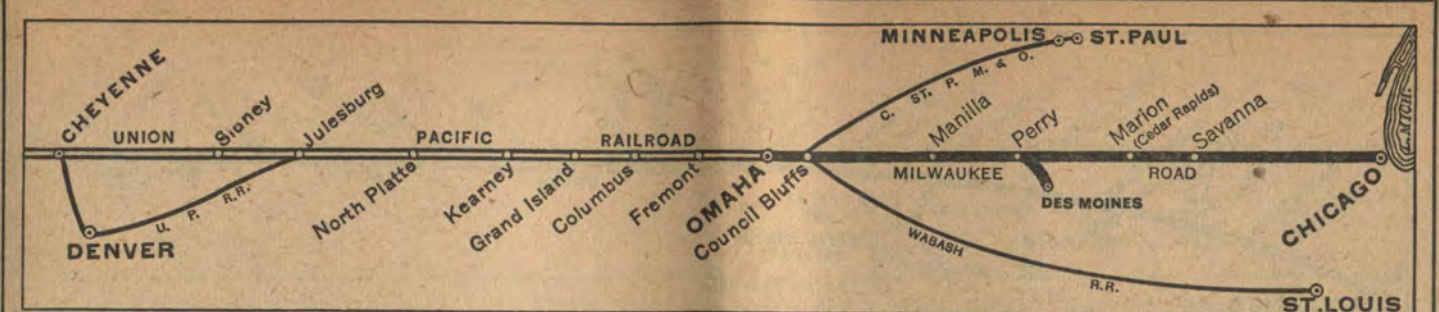
Equipment for Page 12
NO. 105—Domeliner CITY OF PORTLAND—DAILY
 C. M. St. P. & P. to Omaha; No. 457 Portland-Seattle.
Radio and Recorded Musical Programs
 Dome Lounge Car..... Chicago to Portland—for sleeping car passengers.
 Streamlined Sleeping Cars..... Chicago to Portland—11 Double Bedrooms.
 Chicago to Portland—5 Double Bedrooms—club.
 Chicago to Portland—10 Roomettes, 6 Double Bedrooms.
 Chicago to Seattle—6 Roomettes, 4 Double Bedrooms, 6 Sections.
 Reclining Seat—
 Leg Rest Coaches..... Chicago to Portland—all seats reserved.
 Omaha to Portland—all seats reserved (occupancy 10:30 p.m.).
 Dome Coach..... Chicago to Portland—36 leg rest seats reserved; dome seats not reserved.
 Cafe Lounge Car..... Omaha to Portland—moderately priced meals and lounge for coach passengers.
 Dome Dining Car..... Chicago to Portland—Club and a la carte service.

NO. 105-35—CITY OF PORTLAND—YELLOWSTONE SPECIAL—DAILY
LEAVE CHICAGO JUNE 15 THROUGH SEPTEMBER 1
 C. M. St. P. & P. No. 105 to Omaha; U. P. No. 105 to Pocatello; No. 35 to West Yellowstone.
 Club Lounge Service..... Chicago to West Yellowstone.
 Streamlined Sleeping Cars..... Chicago to Pocatello—Bedrooms, Roomettes, Sections.
 Pocatello to West Yellowstone—6 Sections, 6 Roomettes, 4 Double Bedrooms (open 5:45 p.m.).
 Reclining Seat Coaches..... Chicago to Pocatello—reserved seats.
 Pocatello to West Yellowstone—seats not reserved.
 Dome Dining Car..... Chicago to Pocatello.
 Cafe Lounge Car..... Omaha to Pocatello—moderately priced meals and lounge for coach passengers.

NO. 36-17—YELLOWSTONE SPECIAL—PORTLAND ROSE—DAILY
LEAVE WEST YELLOWSTONE JUNE 17 THROUGH SEPTEMBER 5
 No. 36 to Pocatello; No. 17 to Portland.
 Club Lounge Service..... West Yellowstone to Portland.
 Streamlined Sleeping Car..... West Yellowstone to Portland—6 Sections, 6 Roomettes, 4 Double Bedrooms (occupancy at Portland until 7:30 a.m.).
 Reclining Seat Coaches..... West Yellowstone to Pocatello; Pocatello to Portland—seats not reserved.
 Dining Car..... Pocatello to Portland.

Footnotes for Page 12

- West Yellowstone, Montana, is gateway to Yellowstone National Park. Summer Season is from June 17 through September 3 for arrival at West Yellowstone.
- Conditional stop; see Table 1 or 20. (f) Stops only on signal.
- Motor Bus. This service is provided passengers arriving or departing Shoshone and holding through rail tickets to and from Sun Valley or Ketchum, Idaho.
- Limited handling of checked baggage on Train 105; consult agent.
- Daily train No. 457.
- (C.S.T.) Central Standard time. (M.S.T.) Mountain Standard time. (P.S.T.) Pacific Standard time.
- Time from 12.01 midnight to 12.00 noon shown in light face type. Time from 12.01 noon to 12.00 midnight shown in heavy face type.



SEATTLE and PORTLAND to CHICAGO via Omaha

Table C Condensed Schedules All Trains Daily		Domeliner City of Portland 105 Daily Example	Yel. Special City of Portland 36-105 Summer Season Example	Portland Rose Yel. Special 18-35 Summer Season Example	Advance Coach Seat Reservations Required on No. 106
Union Pacific					
Lv Seattle (P.S.T.)	12.30	SUN		5.00	SUN
" Tacoma	1.26	"		6.02	"
Ar Portland	4.30	SUN		9.15	SUN
Portland					
Lv Portland	5.00	SUN		9.30	SUN
" Hood River	6.18	"		10.54	"
" The Dalles	6.50	"		11.40	SUN
" Arlington	8.30	"		12.47	MON
" Hinkle	9.08	"		2.10	"
" Pendleton	9.08	"		3.05	"
" La Grande	11.10	SUN		5.45	"
" Baker	12.10	MON		7.00	"
Ar Huntington (P.S.T.)	1.35	"		8.30	"
Lv Huntington (M.S.T.)	2.35	"		9.40	"
" Ontario	4.05	"		10.35	"
" Nampa	4.05	"		11.45	"
" Boise	4.30	"		12.15	"
" Glens Ferry	5.45	"		2.00	"
Ar Shoshone	6.40	MON		3.10	MON
Lv Shoshone	6.45	MON		3.15	MON
Ar Sun Valley (Ketchum)	8.45	MON		5.15	MON
Lv Sun Valley (Ketchum)	4.35	MON		1.05	MON
Ar Shoshone	6.35	MON		3.05	MON
Lv Shoshone	6.40	MON		3.10	MON
" Mindoka	8.20	MON		4.05	"
Ar Pocatello	8.20	MON		5.20	MON
Ar West Yellowstone				7.30	TUE
Lv West Yellowstone				7.30	MON
Lv Pocatello	8.30	MON	8.30	MON	
" Montpelier	10.20	"	10.20	"	
" Kemmerer	11.40	"	11.40	"	
" Green River	1.15	"	1.15	"	
" Rock Springs	1.35	"	1.35	"	
" Rawlins	3.35	"	3.35	"	
" Laramie	5.25	"	5.25	"	
Ar Cheyenne	6.45	"	6.45	"	
Lv Cheyenne	6.55	"	6.55	"	
" Sidney	8.17	"	8.17	"	
Ar North Platte (M.S.T.)	9.58	"	9.58	"	
Lv North Platte (C.S.T.)	11.03	MON	11.03	MON	
" Kearney	12.55	TUE	12.55	TUE	
" Grand Island	1.00	"	1.00	"	
" Columbus	1.00	"	1.00	"	
" Fremont	1.00	"	1.00	"	
Ar Omaha	3.05	TUE	3.05	TUE	
C. M. St. P. & P.					
Lv Omaha	3.15	TUE	3.15	TUE	
Ar Chicago (C.S.T.)	11.30	TUE	11.30	TUE	

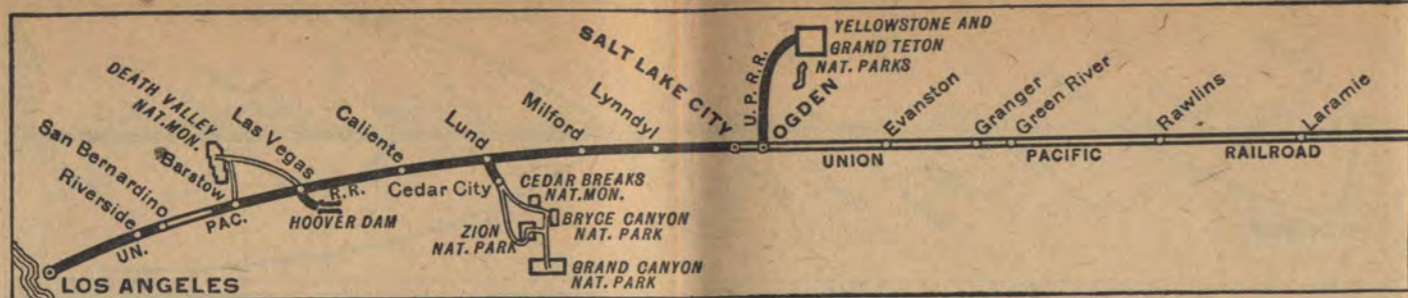
Equipment for Page 13
NO. 106—Domeliner CITY OF PORTLAND—Daily
 C. M. St. P. & P. east of Omaha; No. 408 Seattle-Portland.
Radio and Recorded Musical Programs
 Dome Lounge Car..... Portland to Chicago—for sleeping car passengers.
 Streamlined Sleeping Cars..... Portland to Chicago—11 Double Bedrooms.
 Portland to Chicago—5 Double Bedrooms—club.
 Portland to Chicago—10 Roomettes, 6 Double Bedrooms.
 Seattle to Chicago—6 Roomettes, 4 Double Bedrooms, 6 Sections.
 Reclining Seat—
 Leg Rest Coaches..... Portland to Chicago—all seats reserved.
 Portland to Omaha—all seats reserved (occupancy until 7:00 a.m.).
 Dome Coach..... Portland to Chicago—36 leg rest seats reserved; dome seats not reserved.
 Cafe Lounge Car..... Portland to Omaha—moderately priced meals and lounge for coach passengers.
 Dome Dining Car..... Portland to Chicago—Club and a la carte service.

NO. 36-106—YELLOWSTONE SPECIAL—CITY OF PORTLAND—DAILY
LEAVE WEST YELLOWSTONE JUNE 17 THROUGH SEPTEMBER 5
 No. 36 to Pocatello; No. 106 to Chicago; C. M. St. P. & P. east of Omaha.
 Club Lounge Service..... West Yellowstone to Chicago.
 Streamlined Sleeping Car..... West Yellowstone to Pocatello—6 Sections, 6 Roomettes, 4 Double Bedrooms (occupancy until 8:45 a.m.).
 Pocatello to Chicago—Bedrooms, Roomettes, Sections.
 Reclining Seat Coaches..... West Yellowstone to Pocatello—seats not reserved.
 Pocatello to Chicago—reserved seats.
 Dome Dining Car..... Pocatello to Chicago.
 Cafe Lounge Car..... Pocatello to Omaha—moderately priced meals and lounge for coach passengers.

NO. 18-35—PORTLAND ROSE—YELLOWSTONE SPECIAL—DAILY
LEAVE PORTLAND JUNE 15 THROUGH SEPTEMBER 2.
 No. 18 to Pocatello; No. 35 to West Yellowstone.
 Club Lounge Service..... Portland to West Yellowstone.
 Streamlined Sleeping Car..... Portland to West Yellowstone—6 Sections, 6 Roomettes, 4 Double Bedrooms.
 Reclining Seat Coaches..... Portland to Pocatello; Pocatello to West Yellowstone—seats not reserved.
 Dining Car..... Portland to Pocatello.

Footnotes for Page 13

- West Yellowstone, Montana, is gateway to Yellowstone National Park. Summer Season is from June 17 through September 5 for departure from West Yellowstone.
- Conditional stop; see Table 2 or 20. (f) Stops only on signal.
- Motor Bus. This service is provided passengers arriving or departing Shoshone and holding through rail tickets to and from Sun Valley or Ketchum, Idaho.
- Limited handling of checked baggage on Train 106; consult agent.
- Daily Train No. 408. Daily Train No. 458.
- (C.S.T.) Central Standard time. (M.S.T.) Mountain Standard time. (P.S.T.) Pacific Standard time.
- Time from 12.01 midnight to 12.00 noon shown in light face type. Time from 12.01 noon to 12.00 midnight shown in heavy face type.



ST. LOUIS and KANSAS CITY to LOS ANGELES via Denver

Table D Condensed Schedules All Trains Daily	Domeliner City of St. Louis 9 Daily Example	Streamliner City of Las Vegas 115 Daily Example	Utah Parks Service (Summer) 9-309Δ 310-9Δ Example	Advance Coach Seat Reservations Required on No. 9
Lv St. Louis (Wab.) (C.S.T.)	4.15 SUN		4.15 SUN	
Ar Kansas City	9.10 SUN		9.10 SUN	
Lv Kansas City (U.P.)	9.40 SUN		9.40 SUN	
" Lawrence	10.19 "		10.19 "	
" Topeka	10.47 "		10.47 "	
" Manhattan	11.40 SUN		11.40 SUN	
" Junction City	12.09 MON		12.09 MON	
" Salina	12.59 "		12.59 "	
Ar Ellis (C.S.T.)	3.10 "		3.10 "	
Lv Ellis (M.S.T.)	2.19 "		2.19 "	
" Oakley	3.30 "		3.30 "	
Ar Denver	8.05 "		8.05 "	
Lv Denver	8.35 "		8.35 "	
" La Salle	9.38 MON		9.38 MON	
Ar Greeley	9.38 MON		9.38 MON	
Ar Cheyenne	9.38 MON		9.38 MON	
Lv Cheyenne	Out-off		Out-off	
" Laramie	11.55 MON		11.55 MON	
" Rawlins	1.54 "		1.54 "	
" Green River	4.40 "		4.40 "	
" Evanston	6.35 "		6.35 "	
Ar Ogden	8.30 "		8.30 "	
Lv Ogden	9.15 "		9.15 "	
Ar Salt Lake City	10.05 "		10.05 MON	
Lv Salt Lake City	10.25 MON		11.00 MON	
" Milford	2.05 TUE		4.15 TUE	
Ar Lund	12.40 TUE		5.00 TUE	
Ar Cedar City	4.00 MON		6.30 TUE	
Lv Cedar City	11.30 MON		9.00 MON	
Ar Lund	12.40 TUE		2.40 TUE	
Ar Caliente (M.S.T.)	4.35 "		4.35 "	
Ar Las Vegas (P.S.T.)	6.20 "		6.20 "	
Lv Las Vegas	6.35 "	4.30 SUN	6.35 "	
" Barstow	10.03 "		10.03 "	
Ar San Bernardino	11.59 "	9.30 "	11.59 "	
" Riverside	12.30 "	9.55 "	12.30 "	
" East Los Angeles	1.40 "	10.55 "	1.40 "	
Ar Los Angeles (P.S.T.)	2.00 TUE	11.15 SUN	2.00 TUE	
Ar Alhambra	2.05 TUE		2.05 TUE	
Ar Pasadena	2.20 TUE		2.20 TUE	
Ar Glendale (City)	2.45 TUE		2.45 TUE	
Ar Anaheim	2.50 TUE		2.50 TUE	
Ar Long Beach	2.35 TUE		2.35 TUE	
Ar San Pedro (P.S.T.)	3.05 TUE		3.05 TUE	

Equipment for Page 14

NO. 9—Domeliner CITY OF ST. LOUIS—DAILY
Wabash 9 to Kansas City; No. 9 to Los Angeles.

Dome Lounge Car @ Kansas City to Los Angeles.
Streamlined Sleeping Cars. St. Louis to Los Angeles—6 Roomettes, 4 Double Bedrooms, 6 Sections.
Kansas City to Los Angeles—10 Roomettes, 6 Double Bedrooms.
St. Louis to Ogden—6 Sections, 6 Roomettes, 4 Double Bedrooms (No. 27 to San Francisco).
St. Louis to Ogden—12 Roomettes, 4 Double Bedrooms (S.P. 27 to San Francisco—seasonal).
Kansas City to Denver—6 Sections, 6 Roomettes, 4 Double Bedrooms.
Salt Lake City to Los Angeles—6 Sections, 6 Roomettes, 4 Double Bdrm. (Nos. 19-18-34 from Spokane).
Salt Lake City to Cedar City—6 Sections, 6 Roomettes, 4 Double Bedrooms (No. 309—June 16 to September 7—open 9:30 p.m.).
Cedar City to Los Angeles—6 Sections, 6 Roomettes, 4 Double Bedrooms (No. 310 to Milford—June 16 to September 8).

Reclining Seat—
Leg Rest Coaches St. Louis to Los Angeles.
(All Seats Reserved) St. Louis to Ogden (S.P. 27 to San Francisco).
Club Lounge Car St. Louis to Los Angeles—for coach passengers.
Dining Car Club and a la carte service.
Lunch Counter Diner Denver to Los Angeles.

NO. 115—Streamliner CITY OF LAS VEGAS—DAILY


Tickets not accepted for travel between stations in California.
Coaches Las Vegas to Los Angeles—advance reservations required.
Buffet-Lunch Counter Las Vegas to Los Angeles—all meals (continuous service, and refreshments).

Footnotes for Page 14

- Δ See Table 4, page 31, for condensed schedule of all service to the Utah-Arizona Parks from the East and from Los Angeles.
- ⊗ This lounge car is for the exclusive use of sleeping car passengers.
- (f) Stops only on signal.
- ⊕ Motor bus connections with main line trains at East Los Angeles. See tables 7, 8 and 9 for complete information on bus schedules to and from East Los Angeles.
- (C.T.) Central time. (M.T.) Mountain time. (P.T.) Pacific time.
- Time from 12:01 midnight to 12:00 noon shown in light face type.
- Time from 12:01 noon to 12:00 midnight shown in heavy face type.

Union Pacific Motor Coach Service TO AND FROM EAST LOS ANGELES, CALIF.

- The Union Pacific maintains a passenger station at East Los Angeles, from which it operates motor coaches direct to Glendale, Pasadena, Alhambra, San Pedro, Long Beach, Anaheim, Fullerton, La Habra, Whittier and intermediate points. See Tables 7, 8 and 9 on page 31 for local schedules of all motor coaches.
- Passengers ticketed for those places may leave train at East Los Angeles where waiting motor coaches will take them direct to destination without extra charge. Baggage too, can be checked through to any of those places. These motor coaches also deliver eastbound passengers to the East Los Angeles station.



LOS ANGELES to KANSAS CITY and ST. LOUIS via Denver

Table D
Condensed Schedules
All Trains Daily

	Domeliner City of St. Louis 10 Daily Example	Streamliner City of Las Vegas 116 Daily Example	Utah Parks Service (Summer) 10-309 Δ 310-10 Δ Example
--	---	--	--

Lv San Pedro (P.S.T.)	Free train-side parking at East Los Angeles station.	\$10.05 SUN		\$10.05 SUN
Lv Long Beach		\$10.40 SUN		\$10.40 SUN
Lv Anaheim		\$10.35 SUN	Tickets not accepted for travel between stations in California	\$10.35 SUN
Lv Glendale (City)		\$10.40 SUN		\$10.40 SUN
Lv Pasadena		\$11.05 SUN		\$11.05 SUN
Lv Alhambra		\$11.20 SUN		\$11.20 SUN
Lv Los Angeles (P.S.T.)		11.45 SUN	8.00 SUN	11.45 SUN
" East Los Angeles		12.05 "	8.20 "	12.05 "
" Riverside		1.05 "	9.15 "	1.05 "
" San Bernardino		1.30 "	9.40 "	1.30 "
" Barstow		3.30 "		3.30 "
" Las Vegas (P.S.T.)		7.15 "	3.00 SUN	7.15 "
Lv Caliente (M.S.T.)		11.00 SUN	Ar	11.00 SUN
Ar Lund		12.45 MON		12.45 MON
Ar Cedar City	Bryce-Grand Canyon Zion Nat'l Parks-Kaibab Nat'l Forest	4.00 MON	Advance Coach Seat Reservations Required on No. 116	6.30 MON
Lv Cedar City		11.30 SUN		9.00 SUN
Lv Lund		12.45 MON		10.25 SUN
Ar Milford		1.30 MON		11.50 SUN
Ar Salt Lake City		5.05 "		4.30 MON
Lv Salt Lake City		5.25 "		5.25 MON
Ar Ogden		6.15 "		6.15 "
Lv Ogden		6.50 "		6.50 "
" Evanston		8.29 "		8.29 "
" Green River		10.30 "		10.30 "
" Rawlins		12.50 "		12.50 "
" Laramie		2.43 MON		2.43 MON
Ar Cheyenne		Runs Via		Runs Via
Lv Cheyenne		Cut-off		Cut-off
Ar Greeley		4.46 MON		4.46 MON
" La Salle				
Ar Denver		6.05 "		6.05 "
Lv Denver		6.40 "		6.40 "
" Oakley		10.57 MON		10.57 MON
Ar Ellis (M.S.T.)		12.06 TUE		12.06 TUE
Lv Ellis (C.S.T.)		1.16 "		1.16 "
" Salina		3.18 "		3.18 "
" Junction City		4.22 "		4.22 "
" Manhattan		4.53 "		4.53 "
" Topeka		5.43 "		5.43 "
" Lawrence		6.09 "		6.09 "
Ar Kansas City		7.05 TUE		7.05 TUE
Lv Kansas City (Wabash)		7.30 TUE		7.30 TUE
Ar St. Louis (C.T.)		12.29 TUE		12.29 TUE

Equipment for Page 15

NO. 10—Domeliner CITY OF ST. LOUIS—DAILY
No. 10 to Kansas City; Wabash 10 to St. Louis.

Dome Lounge Car @ Los Angeles to Kansas City.
Streamlined Sleeping Cars. Los Angeles to St. Louis—6 Roomettes, 4 Double Bedrooms, 6 Sections.
Los Angeles to Kansas City—10 Roomettes, 6 Double Bedrooms.
Los Angeles to Salt Lake City—6 Sections, 6 Roomettes, 4 Double Bedrooms (Nos. 33-17-20 through to Spokane).
Los Angeles to Cedar City—6 Sections, 6 Roomettes, 4 Double Bedrooms (No. 309 from Milford—June 16 to September 7).
Cedar City to Salt Lake City—6 Sections, 6 Roomettes, 4 Double Bedrooms (No. 310—June 16 to September 8—occupancy 7:30 a.m.).
Ogden to St. Louis—6 Sections, 6 Roomettes, 4 Double Bedrooms (S.P. 28 from San Francisco).
Ogden to St. Louis—12 Roomettes, 4 Double Bedrooms (S.P. 28 from San Francisco—seasonal).
Denver to Kansas City—6 Sections, 6 Roomettes, 4 Double Bedrooms.

Reclining Seat—
Leg Rest Coaches Los Angeles to St. Louis.
(All Seats Reserved) Ogden to St. Louis (S.P. 28 from San Francisco).
Club Lounge Car Los Angeles to St. Louis—for coach passengers.
Dining Car Club and a la carte service.
Lunch Counter Diner Los Angeles to Denver.

No. 116—Streamliner CITY OF LAS VEGAS—DAILY

Tickets not accepted for travel between stations in California.
Coaches Los Angeles to Las Vegas—advance reservations required.
Buffet-Lunch Counter Los Angeles to Las Vegas—all meals (continuous service, and refreshments).

Footnotes for Page 15

- Δ See Table 4, page 31, for condensed schedule of all service to the Utah-Arizona Parks from the East and from Los Angeles.
- ⊗ This lounge car is for the exclusive use of sleeping car passengers.
- (f) Stops only on signal.
- ⊕ Motor bus between Lund and Cedar City.
- ⊕ Motor bus connections with main line trains at East Los Angeles. See tables 7, 8 and 9 for complete information on bus schedules to and from East Los Angeles.
- (C.T.) Central time. (M.T.) Mountain time. (P.T.) Pacific time.
- Time from 12:01 midnight to 12:00 noon shown in light face type.
- Time from 12:01 noon to 12:00 midnight shown in heavy face type.

When you travel on the UNION PACIFIC use the RAIL-AUTO PLAN...

Have a new car to drive at your destination!



- A Union Pacific ticket agent will gladly reserve a car when you buy your railroad ticket.
- A fine new car from Hertz will be waiting at your destination to drive as your own, as long as you need it.
- The cost is low, and five or six can ride for the one price. Gas, oil and proper insurance furnished.
- Your car will meet you, if requested, or just take a cab to the convenient Hertz station.



For business or pleasure . . . for convenience unsurpassed . . . ride the Union Pacific . . . and have a car from **HERTZ** at your destination.

ST. LOUIS—KANSAS CITY—SAN FRANCISCO via Denver

Table E Condensed Schedules All Trains Daily. Includes columns for Advance Coach Seat Reservations, Domeliner City of St. Louis, and San Francisco Overland-Domeliner City of St. Louis. Lists routes like Wabash, Southern Pacific, and various stops including St. Louis, Kansas City, Lawrence, Topeka, Manhattan, Junction City, Abilene, Salina, Hays, Ellis (C.S.T.), Ellis (M.S.T.), Oakley, Sharon Springs, Limon, Denver, LaSalle, Greeley, Cheyenne, Laramie, Rawlins, Rock Springs, Green River, Evanston, Ogden, Salt Lake City, Reno, Truckee, Sacramento, Berkeley, Oakland, and San Francisco.

Enjoy a Scenic Dinner Hour through Echo and Weber Canyons

Enjoy a Scenic Breakfast Hour through Weber and Echo Canyons.

During early breakfast hours there will be fine views of Reno and Truckee River; and all the moving delights of the High Sierra

See the High Sierra, historic Donner Pass and Lake, and American River Canyon during afternoon hours in the Dome Lounge Car

Passengers enjoy Ferry Steamer between Oakland Pier and San Francisco; opportunity to view and photograph the Bay Bridge, Alcatraz, Ocean-going Steamers and San Francisco Skyline

Equipment for Page 16

NO. 9-27—Domeliner—CITY OF ST. LOUIS—SAN FRANCISCO OVERLAND—DAILY

Wabash No. 9 to Kansas City; No. 9 to Ogden; S. P. No. 27 to San Francisco. Dome Lounge Car, Streamlined Sleeping Cars, St. Louis to Ogden, St. Louis to San Francisco, Kansas City to Denver, Salt Lake City to San Francisco, Reclining Seat, Leg Rest Coaches, Club Lounge Car, Dining Car, Lunch Counter Diner.

NO. 28-10—SAN FRANCISCO OVERLAND—Domeliner CITY OF ST. LOUIS—DAILY

S. P. No. 28 to Ogden; No. 10 to Kansas City; Wabash No. 10 to St. Louis. Dome Lounge Car, Streamlined Sleeping Cars, San Francisco to Salt Lake City, Ogden to St. Louis, San Francisco to St. Louis, Denver to Kansas City, Reclining Seat, Leg Rest Coaches, Club Lounge Car, Dining Car, Lunch Counter Diner.

Footnotes for Page 16

On the S.P. this train does not handle checked baggage for local points between Ogden and Sacramento. (C.S.T.) Central standard time, (M.S.T.) Mountain standard time, (P.S.T.) Pacific standard time.

Time from 12:01 midnight to 12:00 noon shown in light face type. Time from 12:01 noon to 12:00 midnight shown in heavy face type.

ST. LOUIS—KANSAS CITY—PORTLAND—SEATTLE via Denver

Table F Condensed Schedules All Trains Daily. Includes columns for 69-369 -17 Example, Portland Rose 17 Example, and Portland Rose 18 Example. Lists routes like St. Louis (Wabash), Kansas City (Union Pacific), Lawrence, Topeka, Manhattan, Ft. Riley, Junction City, Salina, Ellis (M.S.T.), Oakley, Denver, LaSalle, Greeley, Cheyenne, Laramie, Rawlins, Green River, Kemmerer, Pocatello, West Yellowstone, Shoshone, Sun Valley, Huntington, Baker, Pendleton, Hinkle, Yakima, Hood River, and Seattle.

Shoshone is gateway to Sun Valley, world famous summer and winter vacation center, owned and operated by Union Pacific Railroad.

Equipment for Page 17

NO. 17—PORTLAND ROSE—DAILY

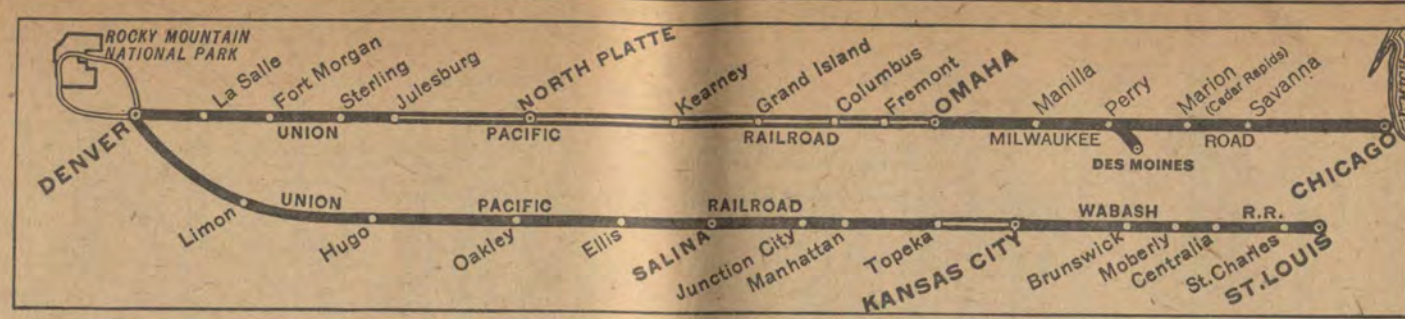
Club Lounge Car, Streamlined Sleeping Cars, Kansas City to Portland, Denver to Portland, West Yellowstone to Portland, Reclining Seat Coaches, Dining Car.

NO. 18—PORTLAND ROSE—DAILY

Club Lounge Car, Streamlined Sleeping Cars, Portland to Kansas City, Portland to Denver, Portland to West Yellowstone, Reclining Seat Coaches, Dining Car.

Footnotes for Page 17

Conditional stop; see Table 24 or 30. Daily train No. 457. Motor Bus. This service is provided passengers arriving or departing Shoshone and holding through rail tickets to and from Sun Valley or Ketchum, Idaho.



CHICAGO-OMAHA-DENVER

Table G Condensed Schedules All Trains Daily		Streamliner City of Denver 111 Example	Advance Coach Seat Reservations Required
C. M. St. P. & P.			
Lv Chicago (C.S.T.)	4.30	SUN	
Ar Omaha	12.35	MON	
Union Pacific			
Lv Omaha (C.S.T.)	12.45	MON	
" Fremont	0	"	
" Schuyler	1.59	"	
" Columbus	2.55	"	
" Central City	3.33	"	
" Kearney	4.50	"	
" Lexington	3.55	"	
Ar North Platte (C.S.T.)	5.10	"	
Lv North Platte (M.S.T.)	6.05	"	
" Ogallala	7.34	"	
" Julesburg	8.30	MON	
" Sterling			
" Fort Morgan			
" La Salle			
Ar Denver (M.S.T.)			

Equipment for Table G

NO. 111—Streamliner CITY OF DENVER—DAILY
Trains runs via C. M. St. P. & P. to Omaha; thence U. P.

Club Lounge Car..... Chicago to Denver—for sleeping car passengers.
Streamlined Sleeping Cars..... Chicago to Denver—10 Roomettes, 6 Double Bedrooms,
Chicago to Denver—6 Roomettes, 4 Double Bedrooms,
6 Sections.

The Pub..... Chicago to Denver.

Reclining Seat—
Leg Rest Coaches..... Chicago to Denver (all seats reserved).
Dining Car..... Club and a la carte service.

By all means visit The Pub, open to all passengers. Enjoy friendly companionship and refreshments in this Old English tavern-type club car.

DENVER-OMAHA-CHICAGO

Table G Condensed Schedules All Trains Daily		Streamliner City of Denver 112 Example	Advance Coach Seat Reservations Required
Union Pacific			
Lv Denver (M.S.T.)	3.30	SUN	
" La Salle	4.20	"	
" Fort Morgan	5.37	"	
" Sterling	6.27	"	
" Julesburg	7.34	"	
" Ogallala	8.39	"	
Ar North Platte (M.S.T.)	9.50	"	
Lv North Platte (C.S.T.)	10.26	"	
" Lexington	11.17	"	
" Kearney	12.30	SUN	
" Grand Island		MON	
" Central City			
" Columbus			
" Schuyler			
" Fremont			
Ar Omaha (C.S.T.)			
C. M. St. P. & P.			
Lv Omaha	12.40	MON	
Ar Chicago (C.S.T.)	8.45	MON	

Equipment for Table G

NO. 112—Streamliner CITY OF DENVER—DAILY
Train runs via C. M. St. P. & P. east of Omaha.

Club Lounge Car..... Denver to Chicago—for sleeping car passengers.
Streamlined Sleeping Cars..... Denver to Chicago—10 Roomettes, 6 Double Bedrooms,
Denver to Chicago—6 Roomettes, 4 Double Bedrooms,
6 Sections.

The Pub..... Denver to Chicago.

Reclining Seat—
Leg Rest Coaches..... Denver to Chicago (all seats reserved).
Dining Car..... Club and a la carte service.

Visit The Pub, open to all passengers. Anyone that has ever visited the British Isles will be intrigued by the mellow Old English atmosphere of this car.

Footnotes for Page 18

- ⊙ Stops to take paying passengers for Denver; also to let off from Chicago.
 - ⊛ Stops to let off paying passengers from Denver; also to take for Chicago.
 - ⊠ Stops to let off or take paying passengers to or from points where these trains are regularly scheduled to stop.
 - ⊙ No. 111 stops to take paying passengers for Denver or to let off paying passengers from Omaha or beyond; No. 112 stops to take paying passengers for Omaha or beyond or to let off paying passengers from Denver.
 - (f) Stops only on signal.
- (C.S.T.) Central Standard time. (M.S.T.) Mountain Standard time.
Time from 12.01 midnight to 12.00 noon shown in light face type.
Time from 12.01 noon to 12.00 midnight shown in heavy face type.

ST. LOUIS-KANSAS CITY-DENVER

Portland Rose 17 Example	Dome- liner City of St. Louis 9 Example	Table H Condensed Schedules All Trains Daily		Dome- liner City of St. Louis 10 Example	Portland Rose 18 Example
11.20 su	4.15 su	Lv	Wabash	12.29 mo	7.35 mo
7.05 mo	9.10 su	Ar	St. Louis (C.S.T.)	7.30 su	11.58 su
8.30	9.40	Lv	Kansas City	7.05	10.30
9.09	10.19	Ar	Kansas City, Kans.	6.09	9.30
9.38	10.47	Lv	Lawrence	5.43	9.00
10.33	11.40	Ar	Topeka	4.53	8.05
10.51	12.09	Lv	St. Marys	4.22	7.40
11.02		Ar	Wamego		
		Lv	Manhattan		
		Ar	Fort Riley		
		Lv	Junction City		
		Ar	Chapman		
		Lv	Detroit		
		Ar	Abilene		
		Lv	Solomon		
		Ar	Salina		
		Lv	Ellis (C.S.T.)		
		Ar	Ellis (M.S.T.)		
		Lv	Hugo		
		Ar	Limon		
		Lv	Denver (M.S.T.)		

Advance Coach Seat Reservations Required on Nos. 9 and 10

Equipment for Table H

NO. 9—PORTLAND ROSE—DAILY
Club Lounge Car..... Denver to Kansas City.
Streamlined Sleeping Car..... Denver to Kansas City—6 Sections, 6 Roomettes, 4
Double Bedrooms (from Portland).
Reclining Seat Coach..... Denver to Kansas City.
Dining Car..... Club and a la carte service.

Equipment for Table H

NO. 9—Dome-liner CITY OF ST. LOUIS—DAILY
Wabash 9 to Kansas City; U. P. 9 to Denver

Dome Lounge Car ⊙..... Kansas City to Denver.
Streamlined Sleeping Cars..... St. Louis to Denver—6 Roomettes, 4 Double Bedrooms,
6 Sections (for Los Angeles).
St. Louis to Denver—6 Sections, 6 Roomettes, 4 Double
Bedrooms (for San Francisco).
St. Louis to Denver—12 Roomettes, 4 Double Bedrooms
(Seasonal) (for San Francisco).
Kansas City to Denver—6 Sections, 6 Roomettes, 4
Double Bedrooms.
Kansas City to Denver—10 Roomettes, 6 Double Bed-
rooms (for Los Angeles).

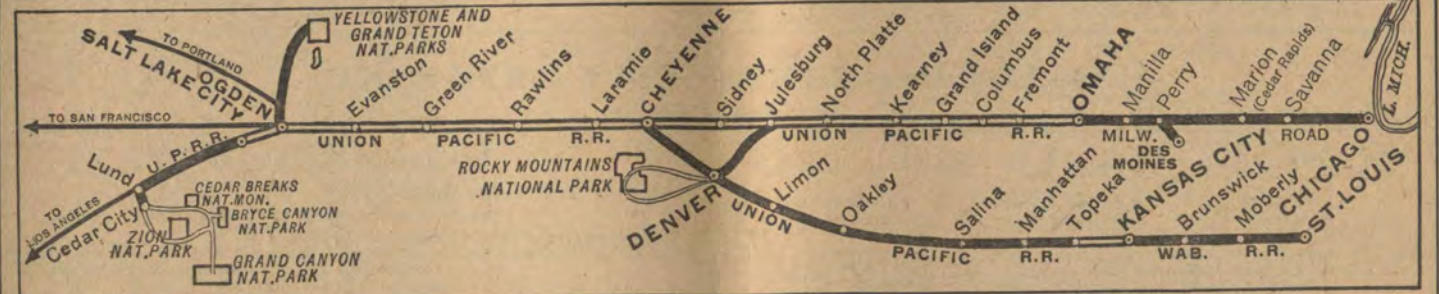
Reclining Seat—
Leg Rest Coaches..... St. Louis to Denver—all seats reserved.
Club Lounge Car..... St. Louis to Denver—for coach passengers.
Dining Car..... Club and a la carte service.

NO. 17—PORTLAND ROSE—DAILY
Club Lounge Car..... Kansas City to Denver.
Streamlined Sleeping Car..... Kansas City to Denver—6 Sections, 6 Roomettes, 4
Double Bedrooms (for Portland).
Reclining Seat Coaches..... Kansas City to Denver.
Dining Car..... Club and a la carte service.

NO. 10—Dome-liner CITY OF ST. LOUIS—DAILY
U. P. 10 to Kansas City; Wabash 10 to St. Louis.

Dome Lounge Car ⊙..... Denver to Kansas City.
Streamlined Sleeping Cars..... Denver to St. Louis—6 Roomettes, 4 Double Bedrooms,
6 Sections (from Los Angeles).
Denver to St. Louis—6 Sections, 6 Roomettes, 4 Double
Bedrooms (from San Francisco).
Denver to St. Louis—12 Roomettes, 4 Double Bedrooms
(Seasonal) (from San Francisco).
Denver to Kansas City—6 Sections, 6 Roomettes, 4
Double Bedrooms (Occupancy 7:30 a.m.).
Denver to Kansas City—10 Roomettes, 6 Double Bed-
rooms (from Los Angeles).

Reclining Seat—
Leg Rest Coaches..... Denver to St. Louis—all seats reserved.
Club Lounge Car..... Denver to St. Louis—for coach passengers.
Dining Car..... Club and a la carte service.



DENVER-SALT LAKE CITY

Advance Coach Seat Reservations Required on No. 9	Dome- liner City of St. Louis 9 Example	Table J Condensed Schedules All Trains Daily		Dome- liner City of St. Louis 10 Example	Advance Coach Seat Reservations Required on No. 10
	8.35 su	Lv	Denver (M.S.T.)	6.05 su	
	11.55 su	Ar	La Salle	2.43 su	
	1.54	Lv	Cheyenne	12.50	
	4.40	Ar	Laramie	10.30	
	6.35	Lv	Rawlins	8.29	
	8.30	Ar	Green River	6.50	
	10.05	Lv	Evanston	5.25 su	
		Ar	Ogden		
		Lv	Salt Lake City		

Footnotes for Page 19

- ⊙ These lounge cars are for the exclusive use of sleeping car passengers.
 - ⊠ Checked baggage not handled to or from station at Kansas City, Kans.
 - ⊛ Conditional stop; see Tables 24 or 30.
- (C.S.T.) Central Standard time. (M.S.T.) Mountain Standard time.
Time from 12.01 midnight to 12.00 noon shown in light face type. (f) stops only on signal.
Time from 12.01 noon to 12.00 midnight shown in heavy face type.

Equipment for Table J

NO. 9—Dome-liner CITY OF ST. LOUIS—DAILY
Dome Lounge Car ⊙..... Denver to Salt Lake City.
Streamlined Sleeping Cars..... Denver to Salt Lake City—6 Roomettes, 4 Double Bed-
rooms, 6 Sections (from St. Louis—for Los Angeles).
Denver to Salt Lake City—10 Roomettes, 6 Double
Bedrooms (from Kansas City for Los Angeles).

Reclining Seat—
Leg Rest Coaches..... Denver to Salt Lake City—all seats reserved.
Club Lounge Car..... Denver to Salt Lake City—for coach passengers.
Dining Car..... Club and a la carte service.
Lunch Counter Diner..... Denver to Salt Lake City.

NO. 10—Dome-liner CITY OF ST. LOUIS—DAILY
Dome Lounge Car ⊙..... Salt Lake City to Denver.
Streamlined Sleeping Cars..... Salt Lake City to Denver—6 Roomettes, 4 Double Bed-
rooms, 6 Sections (from Los Angeles—for St. Louis).
Salt Lake City to Denver—10 Roomettes, 6 Double
Bedrooms (from Los Angeles for Kansas City).

Reclining Seat—
Leg Rest Coaches..... Salt Lake City to Denver—all seats reserved.
Club Lounge Car..... Salt Lake City to Denver—for coach passengers.
Dining Car..... Club and a la carte service.
Lunch Counter Diner..... Salt Lake City to Denver.

... Check the advantages of the **Family Travel Plan**

- Saves money when family travels together by train
- Good in coaches or sleeping cars
- Liberal free baggage allowance
- Start trip on Monday, Tuesday, Wednesday or Thursday.
- On Round Trips return on any day of the week

Ask your local Union Pacific Agent to figure the cost for you

WEST YELLOWSTONE — VICTOR — POCATELLO — PORTLAND

Table S Summer Season All Trains Daily. Schedule for West Yellowstone to Portland via Victor and Pocatello.

Equipment for Table S. NO. 36-48-17—YELLOWSTONE SPECIAL—PORTLAND ROSE—DAILY. Lounge Car Service, Reclining Seat Coaches, Dining Car.

LOS ANGELES — SPOKANE — Via Shoshone(SUNVALLEY)—Boise—Nampa

Table T Condensed Schedules All Trains Daily. Schedule for Los Angeles to Spokane via Shoshone, Boise, and Nampa.

Equipment for Table T. NO. 10-33-17-20—CITY OF ST. LOUIS—PORTLAND ROSE—DAILY. Lounge Car Service, Reclining Seat Coaches, Dining Car.

SALT LAKE CITY — BOISE — PORTLAND — SEATTLE

Table U Condensed Schedules All Trains Daily. Schedule for Salt Lake City to Seattle via Boise and Portland.

Equipment for Table U. NO. 33-17-457—NORTHWEST SPECIAL—PORTLAND ROSE—DAILY. Lounge Car Service, Reclining Seat Coaches, Dining Car.

Footnotes for Page 22. Motor Bus. This service is provided passengers arriving or departing Shoshone and holding through rail tickets to and from Sun Valley or Ketchum, Idaho.

PORTLAND — LEWISTON — SPOKANE

Table W All Trains Daily—(Pacific Standard Time). Schedule for Portland to Spokane via Lewiston.

Equipment for Table W. NO. 20—SPOKANE—DAILY. Club Lounge Car, Streamlined Sleeping Cars, Reclining Seat Coaches.

Spokane, San Francisco and Los Angeles

Table X All Trains Daily (Pacific Standard Time). Schedule for Spokane to Los Angeles via San Francisco.

Seattle, San Francisco and Los Angeles

Table Y All Trains Daily (Pacific Standard Time). Schedule for Seattle to Los Angeles via San Francisco.

PORTLAND, TACOMA AND SEATTLE

Table Z All Trains Daily. Schedule for Portland to Seattle via Tacoma.

Equipment for Table Z. NO. 401—DAILY. Streamlined Sleeping Cars, Reclining Seat Coaches.

Equipment for Tables Y and Z NORTHBOUND

NO. 457—DAILY Domeliner. Astra Dome Obs.-Lounge @Portland to Seattle. Parlor Car, Astra Dome Room, Streamlined Sleeping Cars.

Equipment for Table Y. NO. 460—DAILY. Parlor Car, Reclining Seat Coaches, Dining Car. NO. 408—DAILY. Parlor Car, Streamlined Sleeping Cars.

Arrives, departs Seattle Union Depot. Rail station is at Kelso. There is bus service between Kelso and Longview every 20 minutes. Observation-Lounge for Parlor and Sleeping Car passengers only.



UNION PACIFIC RAILROAD
AND CONNECTIONS

7038-B

RAND MC NALLY & CO., CHICAGO

19-56

GULF OF MEXICO

California, Pacific Northwest, Utah and Colorado to Omaha and Chicago

EASTBOUND—Read Down

From Pacific Coast

Table No. 2 The Overland Route. Table with columns for Streamliner City of San Fran. 102, Dome-liner City of Los Angls. 104, The Chal-lenger Dome-liner 108, Dome-liner City of Portland 106, Train 8, Train 10-28, Dome-liner City of St. Louis 10, Portland Rose 18, and various station names like San Francisco, Portland, Los Angeles, Ogden, Salt Lake City, etc.

Footnotes for Table 2

Between Green River and Omaha No. 28 carries only a rider coach for passengers; no sleeping car, no dining car. See Page 42 for motor bus connections with U.P. trains at Fremont, Columbus and Grand Island. Limited handling of checked baggage on this train; consult agent.

Advance Coach Seat Reservations Required on ALL STREAMLINERS and DOMELINERS City of San Francisco, No. 102 City of Los Angeles, No. 104 City of Portland, No. 106 The Challenger, No. 108 City of St. Louis, No. 10

For equipment, see pages 6 to 23, inclusive.

California, Pacific Northwest, Utah and Colorado to Omaha and Chicago

EASTBOUND—Read Down

From Pacific Coast

From Colo.

Local

Table No. 2 (Continued) The Overland Route. Table with columns for Streamliner City of San Fran. 102, Dome-liner City of Los Angls. 104, Chal-lenger Dome-liner 108, Dome-liner City of Portland 106, Train 8, Train 28, Stream-liner City of Denver 112, and various station names like Cheyenne, Durham, Hillsdale, Burns, etc.

When Away From Home . . .

remember this symbol of help for all travelers and newcomers in trouble. You will find the Travelers Aid lamp in all major rail terminals. Travelers Aid is a social service supported by voluntary contributions through Community Chests and United Funds.



Along the UNION PACIFIC route Travelers Aid is in— Kansas City Chicago Denver Long Beach Portland Ogden Los Angeles Spokane Omaha Salt Lake City St. Louis

Independent Tours

The Union Pacific Railroad's Department of Tours is offering California Independent Vacation Tours of three, four or five days duration in Los Angeles or San Francisco. Included in the cost is railroad fare, taxicab transfers from railroad stations to hotels and return, a choice of three hotels at either city (reservations guaranteed in advance), and selected sightseeing trips. Meals are not included.

This is an excellent opportunity for independent travelers. Consult any Union Pacific travel representative.

Write Union Pacific Railroad, Dept. H, Omaha 2, Nebr., for

FREE COPY of Union Pacific folder map describing and illustrating in color, Hoover Dam, Las Vegas and the Lake Mead Recreation Area.

Name Street City

Family Travel Plan Tickets can be used for starting trips on Mondays, Tuesdays, Wednesdays and THURSDAYS.

Good in sleeping cars or in coaches.

Can be used for return any day of week.

For equipment, see pages 6 to 23, inclusive.

For explanation of reference marks see page 28.

Between Chicago, Omaha, Denver, Ogden, Salt Lake City and Los Angeles

Table No. 3 The Overland Route. WESTBOUND—Read Down and EASTBOUND—Read Up. Includes train schedules, fares, and footnotes for routes between Chicago, Omaha, Denver, Ogden, Salt Lake City, and Los Angeles.

Family Travel Plan Tickets can be used for starting trips on Mondays, Tuesdays, Wednesdays and THURSDAYS. Good in sleeping cars and coaches. Can be used for return any day of week.

For equipment, see pages 6 to 23, inclusive.

Between Chicago, Omaha, Denver, Ogden, Salt Lake City and Los Angeles

Table No. 3 (Continued) The Overland Route Pacific Standard Time. WESTBOUND—Read Down and EASTBOUND—Read Up. Includes train schedules, fares, and footnotes for routes between Chicago, Omaha, Denver, Ogden, Salt Lake City, and Los Angeles.

See tables 7, 8 and 9 on this page, for more complete motor bus schedules to and from East Los Angeles.

Chicago — Omaha — Salt Lake City — Cedar City St. Louis — Salt Lake City — Cedar City Los Angeles — Cedar City

Table No. 4 Condensed Schedule (Summer Season) SEE NOTE. Includes train schedules and fares for routes between Chicago, Omaha, Salt Lake City, Cedar City, St. Louis, and Los Angeles.

Salt Lake City — Provo — Lyndyl

Table No. 5 Mountain Standard Time. Includes train schedules and fares for routes between Salt Lake City, Provo, and Lyndyl.

Travel by Train relieves you of Highway Hazards, and assures you of a place to eat and sleep

East Los Angeles — Pasadena — Glendale

Table No. 7 Pacific Time. Includes motor bus schedules and fares for routes between East Los Angeles, Pasadena, and Glendale.

East Los Angeles — Long Beach — San Pedro

Table No. 8 Pacific Time. Includes motor bus schedules and fares for routes between East Los Angeles, Long Beach, and San Pedro.

East Los Angeles — Whittier — Anaheim

Table No. 9 Pacific Time. Includes motor bus schedules and fares for routes between East Los Angeles, Whittier, and Anaheim.

Las Vegas — Boulder City — Hoover Dam — Lake Mead

Table No. 10 Pacific Time. Includes motor bus schedules and fares for routes between Las Vegas, Boulder City, Hoover Dam, and Lake Mead.

Lund — Cedar City

Table No. 12 Mount. Time. Includes motor bus schedules and fares for routes between Lund and Cedar City.

For equipment, see pages 6 to 23 inclusive.

For explanation of reference marks in table 3, see page 30; in tables 4 to 12, see top of this page.

Between Chicago, Omaha, Denver, Ogden and San Francisco

Table No. 14 The Overland Route. WESTBOUND—Read Down. EASTBOUND—Read Up. Includes routes like The Milwaukee Road, UNION PACIFIC, and SOUTHERN PACIFIC with train numbers and times.

Footnotes for Page 32. (f) Stops only on signal. □ Via Cut-off; not via Cheyenne. △ Limited handling of checked baggage on these trains; consult agent.

Rail—Auto Travel Plan. Ask your Ticket Agent for information and about arrangements. You can... RENT A NEW CAR at your train destination.

San Francisco, Sacramento and Los Angeles (Via Southern Pacific)

Table No. 15 and Table No. 16. Via Valley Line (Pacific Standard Time) and Via Coast Line. Includes routes to San Francisco, Sacramento, and Los Angeles.

For equipment, see pages 6 to 23, inclusive.

Between Chicago, Omaha and Denver

Table No. 17 The Overland Route. All Trains Daily. WESTBOUND—Read Down. EASTBOUND—Read Up. Includes routes like Chicago (CM St P & P), UNION PACIFIC, and Rocky Mountains West.

Denver—La Salle—Greeley—Ft. Collins

Table No. 18. 111 Daily, Bus Daily, 9 Daily, 10 Daily, 9 Daily, 112 Daily. Includes routes like Denver (Bus Depot), Greeley, and Ft. Collins.

Footnotes for Page 33. A No. 111 stops to take paying passengers for Denver or to let off paying passengers from Omaha or beyond.

Streamliner "CITY OF DENVER" Overnight • Every Night between Chicago and Denver. Low Cost — Restful Overnight Travel.

Ride Denver's finest Streamliner between Chicago and Denver. Variety of Pullman space and reserved Coach seats with stretchout leg rests.

UNION PACIFIC RAILROAD

For equipment, see page 18.

Between St. Louis, Kansas City, Topeka, Salina and Denver

Table 24: The Overland Route (Central Standard Time). Table 25: Kansas City - Junction City - Concordia (Central Time). Table 26: Kansas City - Salina - Solomon - Beloit (Central Time). Table 27: Kansas City - Salina - McPherson (Central Time). Table 28: Kansas City - Salina - Plainville - Oakley (Central Time). Includes columns for Motor Bus Daily, Mixed Fht, Mls., and various station names.

Between Denver, Cheyenne and Salt Lake City

Table 30: The Overland Route (Mountain Standard Time). Table 31: Between Ogden and Salt Lake City (Mountain Time). Table 32: Echo - Coalville - Park City (Mountain Time). Table 33: Laramie - Centennial - Coalmont (Mountain Time). Table 34: Walcott - Saratoga - Encampment (Mountain Time). Includes columns for Motor Bus Daily, Mixed Fht, Mls., and various station names.

Distance between Denver and Salt Lake City via cut-off is 613 miles; via Cheyenne is 625 miles.

Table 32: Echo - Coalville - Park City (Mountain Time). Table 33: Laramie - Centennial - Coalmont (Mountain Time). Table 34: Walcott - Saratoga - Encampment (Mountain Time). Includes columns for Motor Bus Daily, Mixed Fht, Mls., and various station names.

Footnotes for Pages 36 and 37. NOTE - See table 20 for detail schedules to Pacific Northwest. Local freight; limited space, hand baggage only; caboose for passengers. Stops to take or let off passengers. Stops to take paying passengers for Denver and beyond; also to let off from Topeka, Lawrence, Kansas City and beyond.

Between Salt Lake City, Ogden, Pocatello, West Yellowstone and Butte

Table No. 36 The Overland Route. WESTBOUND—Read Down. EASTBOUND—Read Up. Includes routes for Salt Lake City, Ogden, Pocatello, Idaho Falls, and Butte.

Cache Junction—Logan—Preston. Ogden-Brigham-Malad. Salt Lake-Idaho Falls-W. Yellowstone (Summer Season). Salt Lake-Idaho Falls-Ashton-Victor.

Footnotes for Page 38

* Leaves at 6:45 p.m. until June 17. † Daily except Sunday. A Stops to let off paying passengers from beyond Pocatello. B Stops to take on or let off passengers.

Union Pacific Branch Lines

Omaha—North Platte—So. Torrington. Table No. 42. Mountain Time. Includes routes for Omaha, North Platte, and So. Torrington.

Central City—Valparaiso. Table No. 45. Central Time. Includes routes for Central City and Valparaiso.

Columbus—Spalding. Table No. 46. Central Time. Includes routes for Columbus and Spalding.

Columbus—Albion. Table No. 47. Central Time. Includes routes for Columbus and Albion.

Grand Island—Ord. Table No. 48. Central Time. Includes routes for Grand Island and Ord.

Kearney—Stapleton. Table No. 43. Central Time. Includes routes for Kearney and Stapleton.

Grand Island—Loup City. Table No. 49. Central Time. Includes routes for Grand Island and Loup City.

Lawrence—Leavenworth. Table No. 50. Central Time. Includes routes for Lawrence and Leavenworth.

Columbus—Norfolk. Table No. 44. Central Time. Includes routes for Columbus and Norfolk.

Topeka—Marysville—Grand Island. Table No. 52. Central Time. Includes routes for Topeka, Marysville, and Grand Island.

St. Joseph—Marysville. Table No. 53. Central Time. Includes routes for St. Joseph and Marysville.

Manhattan—Marysville. Table No. 54. Central Time. Includes routes for Manhattan and Marysville.

* Daily. † Daily except Sunday. ‡ Sunday only. H Mondays, Wednesdays and Fridays only. D Wednesdays and Fridays only.

Union Pacific Branch Lines

Blackfoot — Aberdeen — Mackay

Table 56: Schedule for Blackfoot — Aberdeen — Mackay. Includes mixed bus, table no. 56, and various station stops with times.

Minidoka — Rupert — Bliss

Table 61: Schedule for Minidoka — Rupert — Bliss. Includes mixed bus, table no. 61, and various station stops with times.

Burley — Declo

Table 62: Schedule for Burley — Declo. Includes mixed bus, table no. 62, and various station stops with times.

Nyssa — Homedale — Marsing

Table 64: Schedule for Nyssa — Homedale — Marsing. Includes mixed bus, table no. 64, and various station stops with times.

Richfield — Hill City

Table 65: Schedule for Richfield — Hill City. Includes mixed bus, table no. 65, and various station stops with times.

Boise — Nampa — Emmett — McCall

Table 67: Schedule for Boise — Nampa — Emmett — McCall. Includes mixed bus, table no. 67, and various station stops with times.

Caldwell — Wilder

Table 68: Schedule for Caldwell — Wilder. Includes mixed bus, table no. 68, and various station stops with times.

Shoshone — Ketchum — Sun Valley

Table 69: Schedule for Shoshone — Ketchum — Sun Valley. Includes mixed bus, table no. 69, and various station stops with times.

Ontario — Vale and Brogan Vale — Crane and Burns

Table 70: Schedule for Ontario — Vale and Brogan Vale — Crane and Burns. Includes mixed bus, table no. 70, and various station stops with times.

Table 70 (continued): Additional station stops for Ontario — Vale and Brogan Vale — Crane and Burns.

Table 70 (continued): Additional station stops for Ontario — Vale and Brogan Vale — Crane and Burns.

Payette — Emmett

Table 71: Schedule for Payette — Emmett. Includes mixed bus, table no. 71, and various station stops with times.

Portland — La Grande — Joseph

Table 72: Schedule for Portland — La Grande — Joseph. Includes mixed bus, table no. 72, and various station stops with times.

Weiser — New Meadows

Table 73: Schedule for Weiser — New Meadows. Includes mixed bus, table no. 73, and various station stops with times.

Portland and Spokane Short Line

See Page 42 for additional bus service. Rail tickets honored.

Table 74: Schedule for Portland and Spokane Short Line. Includes mixed bus, table no. 74, and various station stops with times.

Portland — Pendleton — Walla Walla

See Page 42 for additional bus service. Rail tickets honored.

Table 75: Schedule for Portland — Pendleton — Walla Walla. Includes mixed bus, table no. 75, and various station stops with times.

Portland — Pullman — Moscow

See Page 42 for additional bus service. Rail tickets honored.

Table 76: Schedule for Portland — Pullman — Moscow. Includes mixed bus, table no. 76, and various station stops with times.

Union Pacific Branch Lines

Portland — Ayer — Lewiston

See Page 42 for supplemental bus service. Rail tickets honored.

Table 77: Schedule for Portland — Ayer — Lewiston. Includes mixed bus, table no. 77, and various station stops with times.

Spokane — Tekoa — Wallace

See Page 42 for supplemental bus service. Rail tickets honored.

Table 79: Schedule for Spokane — Tekoa — Wallace. Includes mixed bus, table no. 79, and various station stops with times.

Hinkle — Yakima

See Page 42, Table 84a, for bus service. Rail tickets honored.

Table 78: Schedule for Hinkle — Yakima. Includes mixed bus, table no. 78, and various station stops with times.

Footnotes for Page 41

- Footnotes for Page 41: Daily, (f) Stops only on signal, Local freight, caboose for passengers, Northwest Greyhound Lines, Rail tickets honored, Daily except Sunday, Daily except Monday, Passengers to or from Sunnyside are handled via Grandview on Northwest Greyhound Bus Line, Buses run via these stations only when there are passengers to or from Walla Walla or beyond, Stops to let off paying passengers from Hinkle or beyond, Freight service only, Stops to take on paying passengers for Hinkle and beyond, Bus station is at East Parker, Time from 12:01 midnight to 12:00 noon shown in light face type, Time from 12:01 noon to 12:00 midnight shown in heavy face type, Figures opposite junction points refer to tables showing diverging trains.

- Footnotes for Page 40: Leaves at 6.45 p.m. until June 17, Daily, Daily except Sunday, (f) Stops only on signal, Tuesday, Thursday and Saturday, (E) Monday Wednesday, and Friday, Irregular mixed service; consult agent, (H) Daily except Saturday, Northwest Greyhound Lines daily bus—Rail tickets honored, Local freight with combination coach-baggage car, (N) Daily except Monday, Local freight with caboose; hand baggage only, Mountain Time is used on this U. P. branch line, but trains to and from Wells, Nevada, on the Southern Pacific main line use Pacific Time, Pacific Time prevails in territory shown in table 70, but trains are operated under Mountain Time, as shown in this table. For equivalent in Pacific Time, figure one hour earlier.

Connecting Bus Service

Portland - Umatilla - Spokane
Pendleton - Umatilla - Spokane

Table No. 83 (Pacific Time) bus schedule for Portland-Umatilla-Spokane and Pendleton-Umatilla-Spokane routes.

Pendleton - Walla Walla - Spokane

Table No. 84 (Pacific Time) bus schedule for Pendleton-Walla Walla-Spokane route.

Pendleton - Walla Walla - Yakima

Table No. 84a (Pacific Time) bus schedule for Pendleton-Walla Walla-Yakima route.

Spokane - Moscow - Lewiston

Table No. 85 (Pacific Time) bus schedule for Spokane-Moscow-Lewiston route.

UNION PACIFIC TRAINS USE THESE STATIONS

List of Union Pacific train stations and their locations: Boise, Butte, Cheyenne, Chicago, Denver, Kansas City, Los Angeles, Oakland, Portland, Spokane, Tacoma, Topeka, Salt Lake City, Seattle, Yakima.

The Dalles - Bend

Table No. 86 (Pacific Time) bus schedule for The Dalles-Bend route.

Biggs - Shaniko

Table No. 87 (Pacific Time) bus schedule for Biggs-Shaniko route.

Fremont - Lincoln

Table No. 88 (Central Time) bus schedule for Fremont-Lincoln route.

Columbus - Lincoln

Table No. 89 (Central Time) bus schedule for Columbus-Lincoln route.

Grand Island - Hastings

Table No. 90 (Central Time) bus schedule for Grand Island-Hastings route.

Cheyenne - Denver

Table No. 91 (Mountain Time) bus schedule for Cheyenne-Denver route.

Spokane - Grand Coulee Dam

Table No. 85 (Pacific Time) bus schedule for Spokane-Grand Coulee Dam route.

Las Vegas - Tonopah

Table No. 85 (Pacific Time) bus schedule for Las Vegas-Tonopah route.

Footnotes for Page 42

Footnotes explaining symbols and terms used in the bus schedules, such as 'Northland Greyhound Lines' and 'Capitol Stages'.

Connections at Omaha

Table of bus connections at Omaha, listing routes to various cities like Chicago, St. Paul, and Minneapolis.

Table of bus connections at Omaha, listing routes to various cities like Chicago, St. Paul, and Minneapolis.

Table of bus connections at Omaha, listing routes to various cities like Chicago, St. Paul, and Minneapolis.

Table of bus connections at Omaha, listing routes to various cities like Chicago, St. Paul, and Minneapolis.

Table of bus connections at Omaha, listing routes to various cities like Chicago, St. Paul, and Minneapolis.

Connections at Kansas City

Table of bus connections at Kansas City, listing routes to various cities like Chicago, St. Paul, and Minneapolis.

Table of bus connections at Kansas City, listing routes to various cities like Chicago, St. Paul, and Minneapolis.

Table of bus connections at Kansas City, listing routes to various cities like Chicago, St. Paul, and Minneapolis.

Table of bus connections at Kansas City, listing routes to various cities like Chicago, St. Paul, and Minneapolis.

Table of bus connections at Kansas City, listing routes to various cities like Chicago, St. Paul, and Minneapolis.

Table of bus connections at Kansas City, listing routes to various cities like Chicago, St. Paul, and Minneapolis.

Connections at Denver

Table showing train routes and fares for Denver connections, including routes to Colorado Springs, Pueblo, and Oklahoma City.

Connections at Spokane and Butte

Table showing train routes and fares for Spokane and Butte connections, including routes to Missoula, Helena, and Butte.

RESERVED COACH SEAT CHARGES

THE CHALLENGER JUNE 9 to SEPTEMBER 15, 1957, Inclusive
CITY OF LOS ANGELES JUNE 17 to SEPTEMBER 15, 1957, Inclusive
(Federal Transportation Tax of 10% not included)

Table showing reserved coach seat charges for various routes from Chicago, Ill. to Los Angeles, Cal.

Each person occupying a seat, including children, must pay full Reserved Coach Seat Fare. NO REFUND unless space released not later than: (a) 48 hours before departure...

Footnotes for Pages 43 and 44

All trains daily except when otherwise indicated. Connecting service between Rio Grande Trailways. Operates tri-weekly, leaving terminals Sunday-Wednesday-Friday, arriving terminals Monday-Thursday-Saturday.

Large table titled 'ONE WAY RAIL FARES - 30 DAY LIMIT' showing fares for various routes from Los Angeles, San Francisco, and other cities to destinations like Chicago, St. Louis, and New York.

ROUND TRIP RAIL FARES — SIX MONTHS LIMIT

(Federal Transportation Tax of 10% not included)

These Westbound fares are compiled from current Tariffs as of May 15, 1957 for information only. Not to be used for selling purposes. Subject to change without notice.

TO FROM	CLASS	Los Angeles, San Diego, Calif.		San Francisco, Calif.		Portland, Ore.; Tacoma, Seattle, Wash.		Spokane, Walla Walla, Wn.; Lewiston, Ida.		Salt Lake City, Utah		Cedar City, Utah		West Yellowstone Mont.; Victor, Ida.		Sun Valley, Ida. Ketchum, Ida.		Denver, Colo.	
		FIRST	COACH	FIRST	COACH	FIRST	COACH	FIRST	COACH	FIRST	COACH	FIRST	COACH	FIRST	COACH	FIRST	COACH	FIRST	COACH
Aberdeen, S. D.		\$126.00	\$92.75	\$126.00	\$92.75	\$103.05	\$75.15	\$86.45	\$65.55	\$97.50	\$69.65	\$111.95	\$79.95	\$92.65	\$66.25	\$101.95	\$76.15	\$63.15	\$45.15
Akron, Ohio		173.75	124.00	173.75	124.00	161.15	115.00	141.35	105.55	130.40	98.70	152.45	108.95	133.15	95.20	141.35	105.55	100.95	76.00
Albany, N. Y.		216.95	151.50	216.95	151.50	204.30	142.50	184.55	133.05	173.55	126.20	195.60	136.45	176.35	122.75	184.55	133.05	144.10	103.50
Atlanta, Ga. (via Chicago)		161.00	120.30	161.00	120.30	164.80	119.25	151.40	109.65	131.90	101.10	160.55	114.80	149.20	106.70	150.40	109.65	107.75	77.10
Atlanta, Ga. (via St. Louis)		161.00	120.30	161.00	120.30	164.80	119.25	151.40	109.65	131.90	101.10	160.55	114.80	149.20	106.70	150.40	109.65	107.75	77.10
Baltimore, Md.		206.25	148.00	206.25	148.00	189.10	139.00	179.30	129.50	168.30	122.65	190.35	132.95	171.10	119.20	179.30	129.50	133.90	99.95
Binghamton, N. Y.		208.45	145.75	208.45	145.75	195.80	136.80	176.05	127.30	165.05	120.45	187.10	130.70	167.85	117.00	176.05	127.30	135.65	97.75
Birmingham, Ala. (via Chicago)		148.25	111.20	148.25	111.20	152.05	110.15	138.65	100.55	119.15	92.00	147.85	105.70	136.50	97.55	100.55	100.55	95.05	67.95
Birmingham, Ala. (via St. Louis)		148.25	111.20	148.25	111.20	152.05	110.15	138.65	100.55	119.15	92.00	147.85	105.70	136.50	97.55	100.55	100.55	95.05	67.95
Birmingham, Ala. (via Kansas City)		148.25	111.20	148.25	111.20	152.05	110.15	138.65	100.55	119.15	92.00	147.85	105.70	136.50	97.55	100.55	100.55	95.05	67.95
Boston, Mass.		236.95	166.60	236.95	166.60	224.35	157.60	204.55	148.10	193.60	141.30	215.67	151.52	196.42	137.73	204.55	148.10	164.15	118.60
Buffalo, N. Y. (via Standard)		189.10	132.35	189.10	132.35	176.45	123.85	156.70	114.35	145.70	107.50	167.75	117.75	148.50	104.05	156.70	114.35	116.30	84.80
Buffalo, N. Y. (via Differential)		185.95	130.00	185.95	130.00	173.35	121.00	153.55	111.55	142.60	99.40	164.60	114.95	145.35	101.25	153.55	111.55	113.15	82.00
Canton, Ohio		175.15	124.70	175.15	124.70	162.55	115.75	142.75	106.25	131.75	99.40	153.80	109.65	134.55	95.95	142.75	106.25	102.35	76.70
Charleston, W. Va.		174.40	130.60	174.40	130.60	171.05	121.40	154.20	111.80	141.00	105.30	165.30	116.35	146.05	102.60	154.20	111.80	111.00	80.90
Charlotte, N. C. (via Chicago)		180.90	134.45	180.90	134.45	182.65	130.80	169.25	121.20	151.80	114.45	179.30	128.10	164.90	118.55	169.25	121.20	120.70	90.50
Charlotte, N. C. (via St. Louis)		180.90	134.45	180.90	134.45	182.65	130.80	169.25	121.20	151.80	114.45	179.30	128.10	164.90	118.55	169.25	121.20	120.70	90.50
Chattanooga, Tenn. (via Chicago)		156.05	115.75	156.05	115.75	157.50	112.85	144.10	103.25	126.90	96.55	154.30	110.20	139.90	100.70	143.80	103.25	101.05	72.55
Chattanooga, Tenn. (via St. Louis)		156.05	115.75	156.05	115.75	157.50	112.85	144.10	103.25	126.90	96.55	154.30	110.20	139.90	100.70	143.80	103.25	101.05	72.55
Chicago, Ill.		139.45	99.40	139.45	99.40	126.80	90.45	107.00	80.95	103.70	74.10	118.10	84.35	98.85	70.65	107.00	80.95	71.95	51.40
Cincinnati, Ohio		158.70	118.65	158.70	118.65	153.90	110.10	136.00	100.50	123.85	94.00	147.10	105.55	127.85	91.80	136.00	100.50	92.20	69.60
Cleveland, Ohio (via Standard)		172.65	123.35	172.65	123.35	160.05	114.35	140.25	104.85	129.30	98.05	151.35	108.30	132.05	94.55	140.25	104.85	99.85	75.35
Cleveland, Ohio (via Differential)		170.50	121.30	170.50	121.30	157.90	112.30	138.10	102.85	127.15	96.00	149.20	106.25	129.90	92.55	138.10	102.85	97.70	73.30
Columbus, Ohio		169.95	121.75	169.95	121.75	157.65	112.75	137.85	103.25	126.85	96.45	148.90	106.70	129.65	92.95	137.85	103.25	97.45	73.70
Columbia, S. C. (via Chicago)		179.25	134.25	179.25	134.25	183.90	131.90	170.80	122.30	151.40	115.05	179.25	128.75	166.35	119.65	169.90	122.30	120.30	91.10
Columbia, S. C. (via St. Louis)		179.25	134.25	179.25	134.25	183.90	131.90	170.80	122.30	151.40	115.05	179.25	128.75	166.35	119.65	169.90	122.30	120.30	91.10
Dallas, Texas (via Kansas City)		121.55	87.50	121.55	87.50	126.60	90.25	119.80	89.30	90.65	64.75	110.00	78.55	111.15	79.50	112.40	80.35	58.00	41.50
Dallas, Texas (via Denver)		101.95	75.80	116.95	83.35	126.60	90.25	119.80	89.30	90.65	64.75	110.00	78.55	111.15	79.50	112.40	80.35	58.00	41.50
Davenport, Iowa		132.55	96.75	132.55	96.75	120.95	87.90	106.40	78.30	91.70	65.50	110.75	79.10	91.50	65.40	106.40	77.70	59.90	42.85
Dayton, Ohio		162.80	118.90	162.80	118.90	153.15	109.95	133.35	100.45	122.40	93.65	144.45	103.90	125.20	90.15	133.35	100.45	92.95	70.30
Decatur, Ill. (via Chicago)		139.45	99.40	139.45	99.40	126.80	90.45	107.00	80.95	103.70	74.10	118.10	84.35	98.85	70.65	107.00	80.95	83.75	59.80
Decatur, Ill. (via St. Louis)		139.45	99.40	139.45	99.40	126.80	90.45	107.00	80.95	103.70	74.10	118.10	84.35	98.85	70.65	107.00	80.95	83.75	59.80
Denver, Colo.		88.95	66.85	88.95	66.85	85.15	60.85	87.95	56.40	41.00	29.30	60.20	42.95	56.23	40.20	58.10	41.55	71.75	51.40
Des Moines, Iowa		123.10	90.00	123.10	90.00	112.80	81.50	99.40	72.00	79.55	56.80	98.75	70.50	82.60	59.10	96.50	69.00	47.75	34.15
Detroit, Mich.		167.50	119.95	167.50	119.95	154.85	111.00	135.10	101.50	124.10	94.65	146.15	104.95	126.90	91.20	135.10	101.50	94.65	71.95
Duluth, Minn.		136.05	99.40	136.05	99.40	114.30	82.80	98.30	72.25	106.55	76.15	122.35	87.40	103.10	73.70	108.80	80.30	72.25	51.65
Erie, Pa.		181.40	128.35	181.40	128.35	168.75	119.35	148.95	109.90	138.00	103.05	160.05	113.30	140.80	99.60	148.95	109.90	108.55	80.35
Evansville, Ind. (via Chicago)		151.90	108.35	151.90	108.35	139.25	99.40	127.10	95.25	113.15	81.75	138.20	98.65	118.95	84.95	120.15	85.20	78.95	57.30
Evansville, Ind. (via St. Louis)		145.30	104.10	145.30	104.10	133.65	95.60	120.15	85.90	110.80	79.40	130.05	93.10	115.50	82.75	114.40	81.85	76.60	54.95
Flint, Mich.		166.20	119.20	166.20	119.20	153.60	110.20	133.80	100.75	122.85	93.90	143.35	103.55	124.10	89.50	133.80	100.75	93.40	71.20
Fort Wayne, Ind.		154.15	105.55	154.15	105.55	141.55	101.60	121.75	92.10	110.75	85.25	132.80	95.50	113.55	81.80	121.75	92.10	85.00	62.55
Grand Rapids, Mich.		157.80	113.15	157.80	113.15	145.20	104.15	125.40	94.70	114.45	87.85	136.45	98.10	117.20	84.40	125.40	94.70	85.00	65.15
Greensboro, N. C.		187.30	139.10	187.30	139.10	166.25	132.50	172.85	122.90	155.65	116.40	182.90	130.00	168.50	119.70	172.50	122.90	124.55	91.95
Harrisburg, Pa.		206.25	144.65	206.25	144.65	194.30	135.70	174.50	126.20	163.55	119.35	185.55	129.60	166.30	115.90	174.50	126.20	134.10	96.65
Hartford, Conn.		227.20	159.15	227.20	159.15	214.60	150.15	194.80	140.70	183.85	133.85	205.91	144.08	186.66	130.36	194.80	140.70	154.40	111.15
Houston, Texas (via Kansas City)		121.55	87.50	121.55	87.50	132.65	94.55	132.65	94.55	105.35	75.30	121.55	87.50	128.50	91.90	129.75	92.25	75.35	53.90
Houston, Texas (via Denver)		113.45	81.70	116.95	83.35	132.65	94.55	132.65	94.55	105.35	75.30	115.10	83.35	128.50	91.90	129.75	92.25	83.25	63.85
Indianapolis, Ind.		156.60	112.90	156.60	112.90	144.95	104.15	125.40	94.70	114.45	87.85	136.45	98.10	117.20	84.40	125.40	94.70	83.25	63.85
Jackson, Miss. (via Chicago)		143.75	103.95	143.75	103.95	146.40	104.35	136.80	98.50	136.80	98.50	143.75	103.95	133.60	95.50	136.80	98.50	106.15	75.95
Jackson, Miss. (via St. Louis)		131.95	98.55	131.95	98.55	146.40	104.35	136.80	98.50	117.30	84.30	130.85	97.65	133.60	95.50	136.80	98.50	86.20	62.05
Jacksonville, Fla. (via Chicago)		176.30																	

PULLMAN SLEEPING CAR RATES

(Federal Transportation Tax of 10% not included)

These fares compiled from current Tariffs as of June 1, 1957 for information only. Not to be used for selling purposes. Subject to change without notice. See Page 49 for Rates for Upper Berths, Drawing Rooms, Compartments, Bedrooms, Roomettes, etc. Based on Applicable Lower Berth.

Chicago	St. Paul Minneapolis	Co. Bluffs Omaha	St. Louis	Kansas City	Denver	BETWEEN		Salt Lake City	Butte	Portland	Seattle Tacoma	Los Angeles	San Francisco
Lower Standard Berth	Lower Standard Berth	Lower Standard Berth	Lower Standard Berth	Lower Standard Berth	Lower Standard Berth	AND		Lower Standard Berth	Lower Standard Berth	Lower Standard Berth	Lower Standard Berth	Lower Standard Berth	Lower Standard Berth
\$20.15	\$21.70	\$15.90	\$20.15	\$16.70	\$12.25	Bolsa.....		\$ 5.80	\$ 7.05	\$ 7.05	\$9.20	\$A14.50	\$*16.00
11.45	14.05	15.90	13.25	15.90	21.90	Boston.....		26.00		33.20	34.05	34.05	34.05
17.00	19.05	13.25	16.70	14.05	11.75	Butte.....		6.30		9.95	14.70	14.70	14.70
20.55	19.85	16.20	20.15	17.35	11.75	Cedar City.....		5.80	*11.70	*17.25	*19.05	7.90	G*13.70
12.25	11.45	7.55	12.25	9.50		Cheyenne.....		7.55	9.95	16.70	16.70	16.70	16.70
12.25	5.80	6.70	5.80	6.30	12.25	Chicago.....		16.70	17.00	24.20	24.20	24.20	24.20
11.45	11.45	7.55	11.45	7.55	11.45	Denver.....		8.70	11.75	17.00	17.00	17.00	17.00
16.70	*19.05	13.25	16.70	14.05	11.45	Idaho Falls.....		5.80	5.80	11.75	11.75	13.75	13.75
6.30	6.70	5.80	5.80	6.70	7.55	Kansas City.....		14.05	14.05	20.80	20.80	20.80	20.80
19.10	18.45	14.70	19.10	15.50	11.00	Ketchum (Sun Valley).....		5.80	5.90	8.70	M11.00	14.05	14.05
21.25	20.80	17.70	21.25	18.85	13.75	Las Vegas.....		6.30	11.45	*17.75	*19.55	5.80	G*11.60
21.25	*23.50	17.70	*24.25	18.45	15.90	Lewiston.....		10.20		5.80		*20.40	H*15.30
24.20	24.20	20.80	23.15	20.80	17.70	Los Angeles.....		10.20	14.70	L13.75	E15.50		L5.80
20.15	19.85	16.20	20.15	17.00	11.75	Lund.....		5.80	9.95	*17.25	*19.05	7.55	G*13.35
5.80		5.80	6.70	6.70	11.45	Minneapolis.....		16.70	*19.05	*26.60	*26.60	24.20	24.20
10.20	14.05	14.70	12.25	14.70	20.80	New York.....		25.00	25.25	33.20	33.20	33.20	33.20
16.70	16.70	13.25	16.70	14.05	8.70	Ogden.....		5.80	5.80	11.00	K13.25	10.20	10.20
6.70	5.80		5.80	5.80	7.55	Omaha-Council Bluffs.....		13.25	13.25	20.80	20.80	20.80	20.80
20.80	*23.50	17.70	20.15	18.45	14.05	Pendleton.....		8.70	7.90	5.80	N6.30	A17.35	H*15.30
9.50	13.25	14.05	11.45	14.05	20.15	Philadelphia.....		24.20	24.50	32.15	32.15	32.15	32.15
16.70	*19.05	13.25	16.70	14.05	9.20	Pocatello.....		5.80	5.80	9.50	11.45	11.75	13.75
24.20	*26.60	20.80	23.15	20.80	17.00	Portland.....		11.45	9.95		5.80	L13.75	L9.50
22.20	21.90	18.45	22.20	19.85	14.70	Reno.....		7.55	12.25				L5.80
24.20	24.20	20.80	23.15	20.80	16.70	Sacramento.....		9.50	14.05	L9.20	F11.00	L5.80	
16.70	16.70	13.25	16.70	14.05	8.70	Salt Lake City.....			6.30	11.45	13.25	10.20	10.20
24.20	24.20	20.80	23.15	20.80	17.70	San Francisco.....		10.20	14.70	L9.50	C11.45	L5.80	
18.45	18.45	14.05	18.45	14.70	10.20	Seattle.....		13.25	P9.95	5.80		H15.50	H11.45
					7.55	Shoshone.....		5.80	5.80	8.70	B10.20	13.25	14.05
20.80	*23.50	17.70	20.15	18.45	15.90	Sioux City.....		13.25	*19.05	20.80	20.80	20.80	20.80
					11.45	Spokane.....		11.45	P5.80	5.80	P5.80	A18.10	H14.05
5.80	6.70	5.80	6.70	5.80	11.45	St. Louis.....		*16.70	*16.70	*23.15	*23.15	*23.15	*23.15
19.10	18.45	14.70	19.10	15.50	11.00	St. Paul.....		16.70	*19.05	*26.60	*26.60	24.20	24.20
24.20	*26.60	20.80	23.15	20.80	17.00	Sun Valley (Ketchum).....		5.80	5.90	8.70	M11.00	14.05	14.05
16.70	*19.05	13.25	16.70	14.05	11.45	Tacoma.....		13.25	P9.95	5.80		H14.70	H11.00
					11.45	Victor.....		5.80	5.80	11.75	11.75	13.75	13.75
20.80	*23.50	17.70	20.15	18.45	15.25	Walla Walla.....		9.50	*13.35	5.80	*11.80	18.10	H*15.30
9.50	13.25	14.05	10.20	13.25	19.10	Washington.....		24.20	24.50	32.15	32.15	31.40	31.40
16.70	*19.05	13.25	16.70	14.05	11.45	West Yellowstone.....		5.80	5.80	11.75	11.75	13.75	13.75
22.50	*25.65	19.85	21.90	20.15	16.70	Yakima.....		11.00				17.35	17.35

⊗ Lower Standard Berth Rate between Las Vegas, Nevada and Cedar City, Utah, \$5.80; between Pocatello, Idaho and West Yellowstone, Montana, \$5.80

* Made combination of fares.

- (A) Via Salt Lake City and Pocatello.
- (B) From Tacoma, lower standard berth, \$9.95.
- (C) Via Southern Pacific Company and Portland. From Tacoma Phil standard berth, \$11.00.
- (E) Via Southern Pacific Company and Portland. From Tacoma, lower standard berth, \$14.70.
- (F) Via Southern Pacific Company and Portland. From Tacoma, lower standard berth, \$10.20.
- (G) Via Los Angeles. (H) Via Southern Pacific Company and Portland.
- (K) From Tacoma, lower standard berth, \$12.55.
- (L) Via Southern Pacific Company.
- (M) From Tacoma, lower standard berth, \$10.20.
- (N) From Tacoma, lower standard berth, \$5.80.
- (P) Via Direct Lines. (Q) From Tacoma, lower standard berth \$8.70.

• Berth rates to and from Cheyenne, Denver and west apply via Omaha or via Kansas City.

⊗ Rates effective and service available only during Parks Summer Season.

Bedroom Rates: Bedrooms are available on most Union Pacific trains. See equipment pages 8 to 23 inclusive. A Double bedroom contains one lower and one upper berth.

EXCLUSIVE SPACE OCCUPANCY BY ONE PERSON: One and one-fourth rail tickets required for exclusive use of drawing-room; two adult rail tickets required for two bedrooms en suite or one bedroom and one compartment en suite. EXCEPTIONS: Between Chicago, Ill., and Pendleton, Ore., and points north or west thereof, or between Chicago, Ill., and Butte or West Yellowstone, Mont., or Victor, Ida., only one and one-fourth rail tickets required for two bedrooms en suite, or a bedroom and compartment en suite. Pullman space charges additional.

Lower Standard Berth Rate to Los Angeles and Las Vegas from points shown, quoted via Pocatello, Idaho and Salt Lake City, Utah.

BETWEEN		
Ayer, Wash. and Los Angeles.....		\$18.10
Cheney, Wash. and Los Angeles.....		18.10
La Grande, Ore. and Los Angeles.....		16.70
Marengo, Wash. and Los Angeles.....		18.10
Hinkle, Ore. and Los Angeles.....		17.35
Wallula, Wash. and Los Angeles.....		17.35
BETWEEN		
Ayer, Wash. and Las Vegas, Nev.....		15.25
La Grande, Ore. and Las Vegas, Nev.....		12.95
Pendleton, Ore. and Las Vegas, Nev.....		13.75
Shoshone, Ida. and Las Vegas, Nev.....		9.50
Spokane, Wash. and Las Vegas, Nev.....		16.20
Hinkle, Ore. and Las Vegas, Nev.....		14.05
Wallula, Wash. and Las Vegas, Nev.....		14.50

Table of Rates for Various Accommodations in Standard Pullman Sleeping Cars Effective June 1, 1957

(Federal Transportation Tax of 10% not included)

Where Lower Berth Rate is	Upper Berth Rate is	Room-ette for one Person is	Duplex Single Room for one Person is	Bed Room for one Person is	Bed Room for two or more Persons is	Bed R'm Suite for two or more Persons is	Com-partm't for one Person is	Com-partm't for two or more Persons is	Drawing Room for one Person is	Drawing Room for two or more Persons is
\$5.80	\$4.40	\$8.10	\$9.20	\$10.90	\$12.75	\$21.85	\$11.55	\$13.85	\$15.90	\$19.35
6.30	4.50	8.25	9.35	11.20	12.95	22.35	11.75	14.10	16.20	19.75
6.70	4.75	8.75	10.00	12.05	13.95	24.10	12.65	15.15	17.40	21.15
7.05	5.15	9.40	10.65	12.75	14.65	25.45	13.40	16.05	18.40	22.40
7.55	5.40	9.95	11.40	13.40	15.50	26.75	14.10	16.95	19.40	23.65
7.90	5.65	10.55	12.05	14.40	16.65	28.80	15.10	18.10	20.75	25.25
8.30	6.10	11.05	12.75	15.10	17.50	30.15	15.85	19.00	21.75	26.55
	6.30	11.60	13.25	15.80	18.20	31.55	16.60	19.90	22.80	27.75
8.70	6.65	12.20	13.90	16.65	19.20	33.30	17.45	20.90	23.95	29.20
9.20	6.95	12.80	14.55	17.50	20.20	35.00	18.40	22.10	25.30	30.80
9.50	7.15	13.25	15.25	18.15	20.95	36.25	19.05	22.85	26.20	31.90
9.95	7.55	13.80	15.90	18.90	21.90	37.75	19.90	23.85	27.40	33.35
10.20	7.80	14.40	16.40	19.45	22.50	38.95	20.45	24.50	28.10	34.25
10.70	8.10	14.85	16.90	20.40	23.55	40.75	21.40	25.70	29.45	35.85
11.00	8.40	15.50	17.65	20.95	24.30	41.95	22.05	26.45	30.35	36.90
11.45	8.65	16.00	18.25	21.75	25.20	43.45	22.90	27.50	31.50	38.35
11.75	9.00	16.60	18.95	22.35	25.95	44.75	23.55	28.25	32.35	39.45
12.25	9.25	17.10	19.45	23.25	26.90	46.55	24.50	29.45	33.70	41.05
12.55	9.50	17.65	20.10	23.85	27.65	47.70	25.15	30.15	34.55	42.10
12.95	9.85	18.15	20.75	24.60	28.50	49.20	25.90	31.10	35.65	43.40
13.25	10.10	18.65	21.30	25.25	29.20	50.50	26.55	31.85	36.50	44.45
13.75	10.50	19.20	22.00	26.10	30.35	52.20	27.50	33.00	37.80	46.05
14.05	10.70	19.70	22.45	26.80	31.00	53.60	28.15	33.75	38.70	47.15
14.50	10.95	20.20	23.05	27.50	31.90	55.00	29.00	34.80	39.85	48.60
14.70	11.35	20.70	23.70	28.10	32.45	56.20	29.45	35.30	40.45	49.25
15.25	11.50	21.25	24.30	28.95	33.50	57.90	30.50	36.60	41.95	51.10
15.50	11.80	21.70	24.75	29.60	34.25	59.15	31.05	37.25	42.70	52.00
15.90	12.10	22.20	25.40	30.10	34.95	60.25	31.80	38.15	43.70	53.25
16.20	12.35	22.70	25.95	30.80	35.70	61.65	32.40	38.90	44.55	54.30
16.70	12.70	23.25	26.60	31.65	36.65	63.35	33.40	40.05	45.90	55.90
17.00	12.90	23.75	27.10	32.25	37.40	64.50	34.05	40.80	46.80	57.00
17.35	13.20	24.30	27.75	32.95	38.10	65.90	34.65	41.60	47.65	58.05
17.70	13.55	24.75	28.25	33.65	39.05	67.30	35.40	42.50	48.70	59.35
18.10	13.70	25.25	28.85	34.35	39.75	68.70	36.15	43.40	49.75	60.55
18.45	14.00	25.85	29.45	35.10	40.60	70.20	36.90	44.30		

TRAFFIC REPRESENTATIVES . . . UNION PACIFIC RAILROAD

Here, for your convenience, is a list of Union Pacific office addresses, telephone numbers, and names of the men and women at each. If you want advice in connection with your travel plans, call the nearest

office. Someone there will gladly give you the information. These offices are at your service—for reservations, for convenient side trips, for help in changing trains or making connections.

ABERDEEN, WASH.—3 U. P. Station, K and River Sts.—Phone Aberdeen 1018
S. A. FREDEN . . . General Traffic Agent

ALHAMBRA, CALIF.—City Tkt. Office, 51 S. Garfield Ave.—Phone ATlantic 18763
M. F. LOGUE . . . (or Phone Cumberland 32624) . . . Ticket Agent

ASTORIA, ORE.—968 Commercial St.—Phone 304
FLOYD C. FOSTER . . . Traffic Agent

ATLANTA 3, GA.—705 Fulton Nat'l Bank Bldg., 55 Marietta St., N. W.—
P. S. SMITH . . . (Phone Jackson 4-6381) . . . General Traffic Agent
J. R. TURNER . . . (Tampa) . . . Traffic Agent

BEND, ORE.—1054 Bond St.—Phone EVergreen 2-1901
C. W. REXROAD . . . General Traffic Agent

BEVERLY HILLS, CALIF.—9571 Wilshire Blvd.—Phone CRestview 1-7167
E. D. CHAMBERLAIN . . . (or Phone BRadshaw 2-1653) . . . Traffic Agent
HAROLD FRIEDMAN . . . City Ticket Agent

BIRMINGHAM 3, ALA.—701 Brown-Marx Building—Phone ALpine 2-1857
JOHN D. GLOVER . . . General Traffic Agent

BOISE, IDAHO—City Ticket Office, Idaho Bldg., 212 No. 8th St.—Phone 3-6165
A. H. GENGE . . . Traffic Manager
D. F. ALVORD . . . General Traffic Agent
W. J. HYNES . . . Special Representative
C. S. SHARP . . . City Passenger and Ticket Agent

BOSTON 8, MASS.—208 Old South Bldg., 294 Washington St.—
M. W. COONERTY . . . (Phone Hubbard 2-6380) . . . General Traffic Agent

BREMERTON, WASH.—Consolidated Ticket Office, 228 First St.—Phone BSeez 3-1401
S. H. HARVEY . . . Ticket Agent

BUTTE, MONT.—609 Metals Bank Bldg., 8 West Park Street—Phone 22389
J. D. FORD . . . General Traffic Agent
Consolidated Ticket Office—2 North Main Street—Phone 3275
R. E. BERNER . . . Ticket Agent

CEDAR CITY, UTAH—Union Pacific Station—Phone 95
F. R. GAINES . . . Agent

CHEYENNE, WYO.—City Ticket Office, 120 W. 16th St.—Phone 4-4421
C. E. ASTLER . . . Special Representative
F. H. GILROY . . . General Traffic Agent
W. A. BROWN . . . City Passenger and Ticket Agent

CHICAGO 3, ILL.—11 South LaSalle Street at Madison—
H. C. YERGER . . . (Phone Randolph 6-0141) . . . Traffic Manager
J. M. ADAMS . . . General Freight Agent
J. C. POLLOCK . . . General Passenger Agent
W. V. LAYMAN . . . General Traffic Agent
J. R. HENDERSON . . . Foreign Freight Traffic Manager

CHICAGO 3, ILL.—City Ticket Office, One So. LaSalle Street—
ALFRED J. WHITE . . . (Phone RAndolph 6-0141) . . . District Traffic Agent
P. B. KELCH . . . City Ticket Agent
Miss MARION A. MCKINNEY . . . Women's Travel Department

CHICAGO 6, ILL.—Room 384, Union Station—Phone RAndolph 6-0141
CARL H. MERTENS . . . Manager, Department of Tours

CINCINNATI 2, OHIO—303 Dixie Term. Bldg., 4th & Walnut Sts.—Phone MAtin 1-0144
E. W. MAU . . . General Traffic Agent
J. J. MCCARTHY . . . District Traffic Agent

CLEVELAND 13, OHIO—1407 Terminal Tower, 50 Public Square—
G. A. BROWN . . . (Phone MAine 1-3070) . . . General Traffic Agent
G. W. NESTER . . . (Buffalo) . . . Traffic Agent

DALLAS 1, TEXAS—2108 Mercantile Bank Bldg.—Phone REstside 1-915
M. A. ARNOLD . . . General Traffic Agent
ERNICE STOVALL, JR. . . (Houston) . . . Traffic Agent

DENVER 2, COLO.—City Ticket Office, 535 17th Street—Phone KSystem 5-1141
P. F. ECHELE . . . Traffic Manager
A. B. TAYLOR . . . General Freight and Passenger Agent
E. R. A. SIEMERS . . . General Traffic Agent
L. C. CLEAVINGER . . . City Ticket Agent
W. L. BOUDREAU . . . Depot Passenger Agent
Mrs. LU GRAY BROWN . . . Women's Travel Department

DES MOINES 9, IOWA—407 Equitable Bldg., 6th & Locust Sts.—
W. W. MCKEE . . . (Phone CHerry 3-0583) . . . General Traffic Agent

DETROIT 26, MICH.—612 Book Bldg., 1249 Washington Blvd.—
C. J. STEGEMAN . . . (Phone Woodward 1-7794) . . . Traffic Manager
F. O. KANSORKA . . . General Traffic Agent
R. L. CLARK . . . District Traffic Agent
V. W. LIDDELL . . . District Traffic Agent
G. A. NESTOR . . . (Grand Rapids) . . . Traffic Agent
A. J. BRAMAN . . . (Lansing) . . . Traffic Agent
H. E. JOHNSON . . . (Toledo) . . . Traffic Agent

EAST LOS ANGELES, CALIF.—5454 Ferguson Drive—Phone RAYmond 3-5281
J. J. WALKER . . . Ticket Agent

EUGENE, ORE.—Suite 21, Cascade Bldg., 163 East 12th Avenue
J. E. ATHERTON . . . (Phone DIamond 5-3461) . . . General Traffic Agent

FRESNO 1, CALIF.—207 Rowell Bldg., Tulare St. & Van Ness Ave.—
H. G. PELLETIER . . . (Phone AMherst 4-6671) . . . General Traffic Agent
A. H. CLARK . . . (Bakersfield) . . . Traffic Agent

GERING, NEBR.—Union Pacific Station—Phone 55
F. M. PURNELL . . . General Traffic Agent

GLENDALE 3, CALIF.—City Ticket Office, 404½ North Brand Boulevard—
W. A. SHOOK . . . (Phone CITrus 1-2174 or CHApman 6-1370) . . . General Traffic Agent
W. P. HISERODT . . . City Ticket Agent

HOLLYWOOD 28, CALIF.—City Ticket Office, 6702 Hollywood Blvd.—
V. J. SCHMITTROTH . . . (Phone Hollywood 4-0221) . . . General Traffic Agent
J. A. JANSSEN . . . (Hollywood) . . . City Ticket Agent

HUNTINGTON PARK, CALIF.—City Ticket Office, 7002 Pacific Blvd.—
J. M. MOONEY, JR. . . (Phone LUdlow 8-9281) . . . Traffic Agent

KANSAS CITY 6, MO.—200 Waldheim Bldg., 6 East Eleventh St.—Phone VICTor 2-6530
S. REINHARDT . . . Traffic Manager
R. C. DARGY . . . General Freight and Passenger Agent
City Ticket Office—2 East Eleventh Street—Phone VICTor 2-6530
HARRY M. BACK . . . General Traffic Agent
C. T. CLARKE . . . City Ticket Agent
R. E. MEAD . . . (Hays) . . . Traffic Agent
D. V. MARTIN . . . (Manhattan) . . . Traffic Agent
G. B. CRIPPEN . . . Depot Passenger Agent
Kansas City, Kans., Union City Ticket Office, Town House Hotel, 7th & State Sts.
A. B. NOWELL . . . (Phone ATheater 1-1650) . . . City Ticket Agent

LAS VEGAS, NEV.—Union Pacific Station—Phone DUDley 4-9000
W. R. NEUSTROM . . . General Traffic Agent
L. M. LAYNE . . . District Traffic Agent
P. D. BOTSFORD . . . Ticket Agent

LEWISTON, IDAHO—Room 7, Union Depot—Phone 3-4121
H. J. BERGER . . . General Traffic Agent

LINCOLN 8, NEBR.—City Ticket Office, 234 So. 13th St.—Phone 2-6617
J. F. TURRENTINE . . . General Traffic Agent

LONG BEACH 2, CALIF.—City Ticket Office, 144 Pine Avenue—
R. W. CONNELL . . . (Phone HEMlock 7-2931) . . . General Traffic Agent
W. A. MANZ . . . City Ticket Agent

LONGVIEW, WASH.—Ticket Office, 1453 Broadway Phone HAmilton 3-9810
B. H. PAST . . . Ticket Agent

LOS ANGELES 14, CALIF.—Union Pacific Bldg., 422 W. 6th Street—
J. W. PADDEN . . . (Phone TRinity 9211) . . . Traffic Manager
F. L. MORGAN . . . Assistant Traffic Manager
D. D. MALONEY . . . General Freight Agent
H. J. BURING . . . General Freight Agent
N. E. LUTHI . . . General Passenger Agent
E. E. SWANSON . . . Assistant General Passenger Agent
G. M. ROLAND . . . District Baggage Agent
City Ticket Office—Union Pacific Bldg., 434 W. 6th Street—Phone TRinity 9211
R. H. LUND . . . City Ticket Agent
Union Pacific Building—608 So. Olive Street—Phone TRinity 9211
C. F. HALLSMAN . . . General Agent, Passenger Department
610 So. Olive Street—Phone TRinity 9211
H. J. DeLACY . . . General Agent, Freight Department
Union Passenger Station—Phone TRinity 9211
RAYMOND MAHONEY . . . Depot Ticket Agent
M. F. BILLINGS . . . Depot Passenger Agent
R. S. NELSON . . . Depot Passenger Agent

MEDFORD, ORE.—Room 207, Medical Center Bldg., Phone SPring 5-5388
R. D. TOOMEY . . . General Traffic Agent

MEMPHIS 3, TENN.—1137 Sterick Bldg., 8 No. Third St.—Phone JAcKson 5-8119
G. E. ROTHROCK . . . General Traffic Agent
D. J. NELSON . . . (No. Little Rock, Ark.) . . . Traffic Agent

MILWAUKEE 3, WIS.—814 Warner Bldg., 212 W. Wisconsin Ave.—
R. T. PAYNE . . . (Phone BRoadway 1-7833) . . . General Traffic Agent
P. H. SCHMIDT . . . (Appleton) . . . Traffic Agent

MINNEAPOLIS 2, MINN.—890 Northwestern Bank Bldg., 620 Marquette Ave.—
C. A. RICHARDS . . . (Phone FEderal 2-2451) . . . General Traffic Agent
E. E. SWANSON . . . District Traffic Agent

NEW ORLEANS 12, LA.—504 National Bank of Comm. Bldg., 210 Baronne St.—
D. V. RICKSON . . . (Phone CAnal 2274) . . . General Traffic Agent

NEW YORK 20, N. Y.—626 Fifth Ave., Suite 350, Rockefeller Center—
T. L. VOGEL . . . (Phone CIRCLE 6-4900) . . . Traffic Manager
L. G. STAHL . . . (Phone CIRCLE 6-4908) . . . General Freight and Passenger Agent
L. J. MCKERNAN . . . (Phone CIRCLE 6-4900) . . . General Traffic Agent
C. J. SMITH . . . District Traffic Agent
H. G. LOCKE . . . District Traffic Agent
H. J. ZANTON . . . (Syracuse) . . . Traffic Agent
C. R. HICKS . . . Passenger and Ticket Agent

OAKLAND 12, CALIF.—214 First Western Bank Bldg., 438 14th St.—
J. A. GOLOBICK . . . (Phone GLencourt 1-8576) . . . General Traffic Agent

OGDEN, UTAH—City Ticket Office, Ben Lomond Hotel Bldg.—Phone 4-5653
J. F. BAKER . . . General Traffic Agent
H. O. MCINTYRE . . . District Traffic Agent
G. A. NEBEKER . . . Depot Passenger Agent

OMAHA 2, NEBR.—Union Pacific Building, 1416 Dodge St.—Phone JAcKson 5222
A. G. HILKER . . . Passenger Traffic Manager
G. ANDERSON . . . Assistant Passenger Traffic Manager
I. D. KESSLER . . . Assistant Passenger Traffic Manager
R. B. JOHNSON . . . General Passenger Agent
G. I. GILES . . . Assistant General Passenger Agent
F. W. HICKSON . . . Manager Mail, Baggage and Express Traffic
J. C. BEALMONT . . . Traffic Manager
J. W. JARVIS . . . Supervisor, Livestock and Agriculture
City Ticket Office—Corner 15th & Dodge Streets—Phone JAcKson 5222
WALTER CONREY . . . General Agent, Passenger Department
M. W. BREWER . . . City Ticket Agent
H. A. HORNER . . . (Kearney) . . . Traffic Agent
J. R. Danley . . . (Grand Island) . . . Traffic Agent
D. J. LEWIS . . . Depot Passenger Agent
R. A. FORAL . . . General Agent, Freight Department

City Ticket Office—1614 Farnam Street—Phone JAcKson 5222
W. W. NEILL . . . Ticket Agent

PASADENA 1, CALIF.—Un. Pac. Station, 205 W. Colorado St.—Ph. SYcamore 2-4107
L. A. WIRGLER . . . General Traffic Agent
F. R. LEFFINGWELL . . . City Ticket Agent

PHILADELPHIA 2, PA.—904 Girard Trust Bldg., Broad St. & So. Penn Sq.—
W. D. HARING . . . (Phone RIttenhouse 6-2170) . . . General Traffic Agent

PITTSBURGH 22, PA.—1419 Oliver Bldg., Smithfield Street and Sixth Avenue—
H. F. BREVOORT . . . (Phone ATLantic 1-0260) . . . General Traffic Agent
GREGG W. COOK . . . District Traffic Agent

POCATELLO, IDAHO—Union Pacific Passenger Station—Phone 269
R. A. ANDERSON . . . General Traffic Agent
L. G. MALZAHN . . . (Idaho Falls) . . . Traffic Agent
R. B. WRIGHT . . . (Twin Falls) . . . Traffic Agent

POMONA, CALIF.—Union Pacific Passenger Station—Phone LYcoming 2-5601
G. J. CROSS . . . Traffic Agent

PORTLAND 5, ORE.—761 Pittock Block—Phone CApitol 7-7771
C. W. EVERS . . . Traffic Manager
W. V. KEE . . . Assistant Traffic Manager
C. H. SALTMARSH . . . General Passenger Agent
F. A. COLE . . . Assistant General Passenger Agent
T. J. DOWD . . . General Agent, Freight Department
DON SUTHERLAND . . . District Baggage Agent
L. A. NEASE . . . District Baggage Agent
City Ticket Office—701 S. W. Washington Street—Phone CApitol 7-7771
N. B. FALLAS . . . General Agent, Passenger Department
C. P. WHEELER . . . City Ticket Agent
O. M. HANSEN . . . Depot Passenger Agent

RENO, NEV.—209 American Bldg., 131 West 2nd St.—Phone FA 3-4881
W. M. CUNNINGHAM . . . General Traffic Agent

RIVERSIDE, CALIF.—Union Pacific Pass. Station, 7th & Vine Sts.—
J. L. BRECHIN . . . (Phone OVerland 3-3190) . . . General Traffic Agent

ST. JOSEPH 2, MO.—City Ticket Office, 516 Francis Street—Phone 2-5485
L. L. CRAWFORD . . . General Freight and Passenger Agent
W. R. TAYLOR . . . Passenger and Ticket Agent
J. W. MARTIN . . . (Hastings, Nebr.) . . . Traffic Agent

ST. LOUIS 1, MO.—1223 Ambassador Bldg., 411 North 7th St.—Phone CHestnut 1-7750
T. W. GURSKY . . . General Traffic Agent

SACRAMENTO 14, CALIF.—217 Forum Bldg., 1107 Ninth St.—
F. A. FOX . . . (Phone GILbert 2-1025) . . . General Traffic Agent
J. G. JOHNSON . . . (Klamath Falls) . . . District Traffic Agent

SALINA, KANS.—Third and Ash Streets—Phone 4831
FRANK S. BEDNAR . . . General Traffic Agent

SALT LAKE CITY 11, UTAH—417 South Main St.—Phone EMpire 5-1544
R. F. PETTIGREW . . . Traffic Manager
RHEES FIFE . . . General Freight and Passenger Agent
R. T. GRIFFIN . . . General Traffic Agent
E. H. LYMAN . . . District Traffic Agent
J. G. SEEGMILLER . . . City Ticket Agent
H. H. HOLMES . . . Depot Passenger Agent

SAN DIEGO 1, CALIF.—City Ticket Office, 320 Broadway—Phone BELmont 3-7241
H. G. LARIMER . . . General Traffic Agent
L. H. LINSTROM . . . Ticket Agent

SAN FRANCISCO 2, CALIF.—291 Geary Street—Phone GARfield 1-6050
M. H. FOWLER . . . Traffic Manager
F. C. BELL . . . General Traffic Agent
W. E. KENNEDY . . . (Santa Rosa) . . . Traffic Agent

City Ticket Office—Geary at Powell Street—Phone GARfield 1-6050
B. P. COSTELLO . . . General Freight and Passenger Agent
J. T. FITZGERALD . . . City Ticket Agent

SAN JOSE 13, CALIF.—811 Bank of America Bldg., First and Santa Clara Sts.—
H. G. DANNER . . . (Phone CItress 2-5378) . . . General Traffic Agent
W. H. MCPHERSON . . . (Salinas) . . . District Traffic Agent

SAN PEDRO, CALIF.—City Ticket Office, 805 So. Pacific Ave.—
J. V. CONNETT . . . (Phone TErminat 2-7631) . . . General Traffic Agent
R. N. ASBET . . . City Ticket Agent

SANTA ANA, CALIF.—City Ticket Office, 305 North Main Street—
ERNEST G. HAYES . . . (Phone KImberly 2-3979) . . . General Traffic Agent

SANTA MONICA, CALIF.—City Ticket Office, 307 Santa Monica Blvd.—
W. A. CHENEY . . . (Phone EXbrook 6-1213) . . . General Traffic Agent
J. A. MALASPINA . . . City Ticket Agent

SEATTLE 4, WASH.—204 Union Station, 4th Ave. & Jackson St.—Phone ELlIott 6953
P. A. AULENBACHER . . . Assistant Traffic Manager

SEATTLE 1, WASH.—City Ticket Office—1300 Fourth Avenue at University—
W. H. AHLGRIM . . . (Phone ELlIott 6933) . . . General Traffic Agent

SIOUX CITY 1, IOWA—418 Benson Bldg., 705 Douglas St.—Phone 5-8228
L. J. ROACH . . . General Traffic Agent

SPOKANE 4, WASH.—City Ticket Office—727 Sprague Ave. Corner Post St.—
J. R. LIVSEY . . . (Phone MAdison 4-4121) . . . General Traffic Agent
WILLIAM BELL . . . 818-16th Ave. West, Calgary, Canada . . . Traffic Agent
Phone R-1170

STOCKTON 6, CALIF.—206 California Bldg., 11 So. San Joaquin St.—
CARL BIANCHINI . . . (Phone HOward 6-3881) . . . General Traffic Agent
L. A. DAY . . . (Modesto) . . . Traffic Agent

SUN VALLEY, IDAHO—Phone SUN Valley 5311
J. D. SIDLEY . . . Transportation Agent

TACOMA 2, WASH.—City Ticket Office, 114 South Ninth St.—
F. G. ROTHWELL . . . (Phone BRoadway 2-9276) . . . General Traffic Agent
L. E. TOMPKINS . . . (Longview) . . . Traffic Agent

TOPEKA, KANS.—Freight Station—Phone 5-2134
R. A. WINN . . . General Traffic Agent

TORONTO 1, ONT.—201-2 Canadian Pacific Bldg., 69 Yonge St.—Phone EMpire 4-7239
W. W. CREIGHTON . . . General Traffic Agent

TULSA 3, OKLA.—721 Kennedy Bldg., 321 South Boston St.—Phone CHerry 2-6859
L. B. BRADLEY . . . General Traffic Agent

VICTOR, IDAHO—Union Pacific Station . . . Phone 521
R. O. RYTTING . . . Agent

WALLA WALLA, WASH.—Union Pacific Passenger Station, 13th & West Main Sts.
J. M. LANDAU . . . (Phone JAcKson 9-1610) . . . General Traffic Agent
L. E. DONAHUE . . . (Pendleton) . . . Traffic Agent

WASHINGTON 5, D.C.—600 Shoreham Bldg., 15th and H Sts., N. W.—
C. G. DANKMYER . . . (Phone REpublic 7-0600) . . . General Traffic Agent
RAY C. HARTEL . . . District Traffic Agent
R. H. GATES . . . (Richmond, Va.) . . . Traffic Agent

WEST YELLOWSTONE, MONT.—Union Pacific Station . . . Phone 2291
J. A. SMITH . . . (Station open only during Summer Season) . . . Agent

WINSTON-SALEM 3, N. C.—311 Reynolds Bldg., 4th and Main Sts.—
D. R. WALKER . . . (Phone PArk 2-4881) . . . General Traffic Agent

YAKIMA, WASH.—Union Pacific Building, 104 W. Yakima Ave.—
R. A. HOWLAND . . . (Phone GLencourt 7-4181) . . . General Traffic Agent
F. B. COX . . . (Kennewick, Wash.) . . . Traffic Agent

E. A. KLIPPEL
General Passenger Traffic Manager
OMAHA 2, NEBR.

W. T. BURNS
Vice-President, Traffic
OMAHA 2, NEBR.

J. R. MacANALLY
General Freight Traffic Manager
OMAHA 2, NEBR.

ESCORTED, ALL-EXPENSE WESTERN TOUR VACATIONS

Each year, from Mid-June through August, with added departures to California until early October, Union Pacific operates a variety of all-expense, escorted tours from Chicago and Omaha to many of the West's most scenic attractions.

Ranging from one to three weeks, each visits at least one National Park including Yellowstone, Grand Teton, Rocky Mountain, Zion, Bryce Canyon, Grand Canyon, Yosemite and Mt. Rainier, as well as other interesting stopovers in Colorado, California, Utah, the Pacific Northwest and the Canadian Rockies.

All-Expense Escorted Tours are the ideal way to relaxing, carefree, enjoyable vacations. All reservations are arranged in advance — no travel details to worry about — you know the cost before you start — and you enjoy the companionship of congenial people.

Let us tell you about them! Ask your nearest Union Pacific representative or mail the coupon.

Carl H. Mertens, Manager Phone Randolph
Union Pacific Dept. of Tours RAndolph
1 South LaSalle Street 6-0141
Chicago 3, Ill.

Please send information about your all-expense escorted tour vacations.

Name _____
Address _____
City _____ Zone _____
State _____

Union Pacific Department of Tours