

September 1, 1947



September 1, 1947

UNION PACIFIC RAILROAD

UNION PACIFIC RAILROAD

TIME TABLES

TIME TABLES



VISIT
Sun Valley
IDAHO



There's a world of winter wonders awaiting you at Sun Valley, America's foremost year 'round vacationland in the heart of Idaho's Sawtooth Mountains. Skiing, skating, dog-sledding, swimming in two warm-water pools, and other winter sports activities make your Sun Valley stay perfect every day.

For further information or reservations write W. P. Rogers, Mgr., Sun Valley, Idaho, or Union Pacific Railroad, Room 1116, Omaha 2, Nebraska.



Las Vegas
Hoover Dam
and
Lake Mead

A fascinating triple-feature attraction is Hoover Dam (formerly Boulder Dam) . . . beautiful, blue Lake Mead, largest man-made lake in the world . . . and Las Vegas, Nevada, one of the West's most colorful, carefree, fun-loving cities.

Enjoy all three when traveling Union Pacific to or from Los Angeles. Hoover Dam and Lake Mead are reached by a short motor bus trip from Las Vegas, Nevada, on the main line of Union Pacific Railroad.

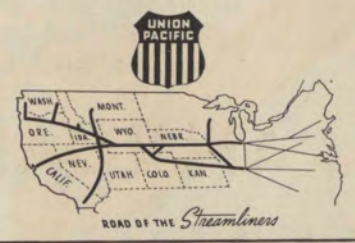





In cold or heat or snow or rain
He gets there when he goes by train

be Specific -
say "Union Pacific"

Dependability! That's one big advantage of traveling by train—by Union Pacific. Furthermore . . . the air-conditioned comfort, restful sleep, room to roam, delightful meals . . . all these and other features go to make the train trip a vacation in itself. When going to or from the West go as the seasoned traveler goes, via the road of relaxation . . . Union Pacific.



DAILY *Streamliner* SERVICE



*Throughout
the West*

Union Pacific Railroad now has *daily* Streamliner Service to and from all the West. No matter where you want to travel, to or from Chicago-Omaha or St.

Louis-Kansas City-Denver and the Pacific Coast, you can now go there in smooth, luxurious Union Pacific Streamliner comfort *any day of the week.*

The famous fleet of Union Pacific *Daily Streamliners* now includes:

- Streamliner "CITY OF SAN FRANCISCO"*
- Streamliner "CITY OF LOS ANGELES"*
- Streamliner "CITY OF PORTLAND"*
- Streamliner "CITY OF DENVER"*
- Streamliner "CITY OF ST. LOUIS"*

For spacious Pullman accommodations of *all* types, . . . drawing-rooms, compartments, bedrooms, roomettes and sections, sleep-easy coach accommoda-

tions, famed dining car "meals that appeal", every modern comfort and convenience of Streamliner travel—and *daily* service to ALL the WEST.

UNION PACIFIC RAILROAD

Road of the Daily Streamliners

Main table listing station names and table numbers across various states including Colorado, Nebraska, Kansas, Oklahoma, Texas, and others. Includes sub-sections like 'Kaibab Nat. Forest' and 'Sun Valley Now Open'.

From the Office... or the Home

Telephone Your Travel Requirements

You'll find a list of Union Pacific traffic offices and representatives page 48 of this folder

Stations marked ■ are located on Divisions indicated by table numbers, but are not shown in folder tables.

Stations marked ■ are located on Divisions indicated by table numbers, but are not shown in folder tables.

Union Pacific Streamliner Schedules

Union Pacific Streamliner Schedules

Streamliner City of Los Angeles Daily Service

Westbound—Read Down **Eastbound—Read Up**

Streamliner No. 103 Extra Fare	Between CHICAGO and LOS ANGELES Extra Fare	Streamliner No. 104 Extra Fare
	C. & N. W.	
7.15	Lv Chicago (C.T.) Ill. Ar	10.45
9.27	Lv Clinton Ia. Lv	8.15
10.40	Lv Cedar Rapids Ia. Lv	6.55
12.16	Lv Ames Ia. Lv	5.18
12.35	Lv Boone Ia. Lv	5.05
3.00	Ar Omaha Union Pacific Neb. Ar	2.50
3.10	Lv Omaha Union Pacific Neb. Ar	2.40
5.11	Lv Grand Island Neb. Lv	12.33
7.01	Ar North Platte (C.T.) Neb. Ar	10.40
6.02	Lv North Platte (M.T.) Neb. Lv	9.37
7.45	Lv Sidney Neb. Lv	7.57
9.30	Ar Cheyenne Wyo. Ar	6.30
9.40	Lv Cheyenne Wyo. Lv	6.20
11.02	Lv Laramie Wyo. Lv	5.08
12.49	Lv Rawlins Wyo. Lv	3.14
3.04	Lv Green River Wyo. Lv	1.00
4.48	Lv Evanston Wyo. Lv	11.17
7.00	Ar Salt Lake City Utah Lv	9.05
7.20	Lv Salt Lake City Utah Lv	8.45
A 10.56	Lv Lund Utah Ar	A 5.15
12.35	Ar Caliente (M.T.) Nev. Ar	3.40
11.40	Lv Caliente (P.T.) Nev. Lv	2.35
2.25	Lv Las Vegas Nev. Lv	11.55
7.20	Ar San Bernardino Cal. Ar	6.38
7.45	Lv Riverside Cal. Lv	6.12
8.40	Ar East Los Angeles Cal. Ar	5.20
9.00	Lv Los Angeles (P.T.) Cal. Lv	5.00
9.20	Ar Pasadena Cal. Ar	4.10
9.55	Lv Glendale Cal. Lv	3.30
9.50	Ar Anaheim Cal. Ar	3.45
9.35	Ar Long Beach Cal. Ar	3.50
A 10.05	Ar San Pedro (P.T.) Cal. Ar	A 3.20

Streamliner City of San Francisco Daily Service

Westbound—Read Down **Eastbound—Read Up**

Streamliner No. 101 Extra Fare	Between CHICAGO and SAN FRANCISCO Extra Fare	Streamliner No. 102 Extra Fare
	C. & N. W.	
7.30	Lv Chicago (C.T.) Ill. Ar	10.45
9.42	Lv Clinton Ia. Lv	8.25
10.55	Lv Cedar Rapids Ia. Lv	7.05
12.31	Lv Ames Ia. Lv	5.28
12.50	Lv Boone Ia. Lv	5.15
3.15	Ar Omaha Union Pacific Neb. Ar	3.00
	Union Pacific	
3.25	Lv Omaha Union Pacific Neb. Ar	2.50
5.25	Ar Grand Island Neb. Ar	12.36
5.26	Lv Grand Island Neb. Lv	12.35
7.16	Ar North Platte (C.T.) Neb. Ar	10.48
6.17	Lv North Platte (M.T.) Neb. Lv	9.45
8.03	Lv Sidney Neb. Lv	8.02
9.48	Ar Cheyenne Wyo. Ar	6.40
9.58	Lv Cheyenne Wyo. Lv	6.30
11.17	Ar Laramie Wyo. Ar	5.18
11.18	Lv Laramie Wyo. Lv	5.17
1.04	Ar Rawlins Wyo. Ar	3.24
1.05	Lv Rawlins Wyo. Lv	3.23
3.19	Ar Green River Wyo. Ar	1.10
5.03	Lv Green River Wyo. Lv	1.05
6.35	Ar Evanston Wyo. Ar	11.27
	Southern Pacific	
6.45	Lv Ogden (M.T.) Utah Ar	9.40
10.01	Lv Carlin (P.T.) Nev. Lv	4.21
2.27	Ar Reno Nev. Ar	11.52
6.55	Ar Sacramento Cal. Ar	7.18
8.28	Ar Berkeley Cal. Ar	5.45
8.38	Ar Oakland (16th St.) Cal. Ar	5.37
8.45	Ar Oakland Pier Cal. Ar	5.30
9.15	Ar San Francisco (P.T.) Cal. Ar	5.00

Special Service Charges on Streamliners "City of Los Angeles" and "City of San Francisco" in effect September 1, 1947. Subject to change without notice. (Charges shown do not include federal tax)

BETWEEN AND See Note on page 6.	Chicago, Ill.	S. Buffalo, Ia.	Omaha, Neb.	Grand Island, Neb.	N. Platte, Neb.	Sidney, Neb.	Cheyenne, Wyo.	Laramie, Wyo.	Rawlins, Wyo.	Gr. River, Wyo.	Evanston, Wyo.	Ogden, Utah	Salt Lake City, Utah
Ogden, Utah..... Sleeper	11.25	7.50	7.50	7.50	7.50	3.75	3.75	3.75	3.75	3.75	3.75	3.75	3.75
Coach	3.75	2.50	2.50	2.50	1.25	1.25	1.25	1.25	1.25	1.25	1.25	1.25	1.25
Salt Lake Cy., Ut. Sleeper	11.25	7.50	7.50	7.50	7.50	3.75	3.75	3.75	3.75	3.75	3.75	3.75	3.75
Coach	3.75	2.50	2.50	2.50	2.50	1.25	1.25	1.25	1.25	1.25	1.25	1.25	1.25
Las Vegas, Nev. Sleeper	15.00	11.25	11.25	11.25	11.25	7.50	7.50	7.50	7.50	7.50	7.50	7.50	7.50
Coach	5.00	3.75	3.75	3.75	3.75	2.50	2.50	2.50	2.50	2.50	2.50	2.50	2.50
San Bernardino, Cal. Sleeper	15.00	11.25	11.25	11.25	11.25	7.50	7.50	7.50	7.50	7.50	7.50	7.50	7.50
Coach	5.00	3.75	3.75	3.75	3.75	2.50	2.50	2.50	2.50	2.50	2.50	2.50	2.50
Los Angeles, Cal. Sleeper	15.00	11.25	11.25	11.25	11.25	7.50	7.50	7.50	7.50	7.50	7.50	7.50	7.50
Coach	5.00	3.75	3.75	3.75	3.75	2.50	2.50	2.50	2.50	2.50	2.50	2.50	2.50
Reno, Nev. Sleeper	15.00	11.25	11.25	11.25	11.25	7.50	7.50	7.50	7.50	7.50	7.50	7.50	7.50
Coach	5.00	3.75	3.75	3.75	3.75	2.50	2.50	2.50	2.50	2.50	2.50	2.50	2.50
Sacramento, Cal. Sleeper	15.00	11.25	11.25	11.25	11.25	7.50	7.50	7.50	7.50	7.50	7.50	7.50	7.50
Coach	5.00	3.75	3.75	3.75	3.75	2.50	2.50	2.50	2.50	2.50	2.50	2.50	2.50
San Francisco, Cal. Sleeper	15.00	11.25	11.25	11.25	11.25	7.50	7.50	7.50	7.50	7.50	7.50	7.50	7.50
Coach	5.00	3.75	3.75	3.75	3.75	2.50	2.50	2.50	2.50	2.50	2.50	2.50	2.50

Footnotes for Page 6

◆ Reservations for space, Pullman or coach, on the "City of Los Angeles" and the "City of San Francisco" must be obtained before the train is boarded and should be applied for as much in advance as possible. Extra fare tickets will not be sold unless space has been reserved, and each person, including children of any age, who is to occupy space to the exclusion of other passengers, must hold such space assignment before he will be permitted to board train. Lounge cars are for use of sleeping car passengers and seats in them will not be reserved or sold. Reduced fare tickets for Clergy, charity, furlough, etc., are not honored on these trains.

⊕ Stops only to let off or take paying passengers to or from Salt Lake City and beyond.

● Persons using "City of Los Angeles", "City of San Francisco" and "City of Portland", should ask Baggage Agents or any Union Pacific representative to attach to each piece of checked baggage a distinctive tag indicating train on which it is to be handled.

○ Stops only to let off or take on paying passengers to or from Ogden and beyond.

△ Stops only to let off or take paying passengers for or from Omaha and beyond.

▲ Motor bus connection at East Los Angeles.

A Stops only to let off or take paying passengers for or from Utah-Arizona National Parks.

■ Nos. 105 and 106 stop at Rock Springs to take or let off paying passengers to or from Pocatello or Cheyenne or beyond.

* Regular daily trains Nos. 457 and 408 between Portland and Seattle; for additional train service between Portland and Seattle see page 35.

(C.T.) Central time. (M.T.) Mountain time. (P.T.) Pacific time. (f) Stops only on signal.

For Streamliner equipment see pages 8 to 13 inclusive; 45, 46 and 47 for railroad fares and Pullman rates.

Streamliner City of Denver Daily Service

Westbound—Read Down **Eastbound—Read Up**

Streamliner No. 111	Between CHICAGO and DENVER No Extra Fare	Streamliner No. 112
	C. & N. W.	
5.00	Lv Chicago (C.T.) Ill. Ar	9.35
6.28	Lv Oak Park Ill. Ar	9.15
	Lv Dixon Ill. Lv	7.51
7.02	Lv Sterling Ill. Lv	7.41
8.15	Lv Clinton Iowa Lv	7.15
9.20	Lv Cedar Rapids Iowa Lv	6.00
9.55	Lv Marshalltown Iowa Lv	4.53
10.15	Lv Ames Iowa Lv	4.20
12.25	Ar Council Bluffs Iowa Ar	2.00
12.45	Ar Omaha Union Pacific Neb. Ar	1.50
12.55	Lv Omaha Union Pacific Neb. Lv	1.40
H 1.29	Lv Fremont Neb. Lv	P 1.00
2.05	Lv Columbus Neb. Lv	12.23
2.59	Lv Grand Island Neb. Lv	11.35
3.33	Lv Kearney Neb. Lv	10.59
4.47	Ar North Platte (C.T.) Neb. Ar	9.50
3.50	Lv North Platte (M.T.) Neb. Lv	8.47
4.59	Lv Julesburg Colo. Lv	7.44
5.47	Lv Sterling Colo. Lv	6.57
7.05	Lv La Salle Colo. Lv	5.43
8.00	Ar Denver (M.T.) Colo. Ar	5.00

Streamliner City of St. Louis Daily Service

Westbound—Read Down **Eastbound—Read Up**

Streamliner No. 9	Between ST. LOUIS, KANSAS CITY, DENVER and CHEYENNE No Extra Fare	Streamliner No. 10
	Wabash	
4.00	Lv St. Louis (Un. Sta.) (C.T.) Mo. Ar	1.00
5.13	Lv St. Louis (Delmar Blvd.) Mo. Ar	12.36
4.53	Lv Mexico Mo. Lv	11.00
6.09	Lv Centralia Mo. Lv	10.43
6.35	Lv Moberly Mo. Lv	10.20
9.00	Ar Kansas City Mo. Ar	8.00
9.30	Lv Kansas City Union Pacific Mo. Lv	7.45
R 10.10	Lv Lawrence Kan. Lv	T 6.58
10.38	Lv Topeka Kan. Lv	6.34
11.27	Lv Manhattan Kan. Lv	5.45
11.55	Lv Junction City Kan. Lv	5.20
12.43	Lv Salina Kan. Lv	4.25
2.25	Lv Hays Kan. Lv	2.46
2.55	Ar Ellis (C.T.) Kan. Ar	2.30
2.00	Lv Ellis (M.T.) Kan. Lv	1.25
3.12	Lv Oakley Kan. Lv	12.09
4.02	Lv Sharon Springs Kan. Lv	11.23
5.42	Lv Hugo Colo. Lv	9.47
6.01	Lv Limon Colo. Lv	9.29
7.40	Ar Denver Colo. Ar	8.00
7.55	Lv Denver Colo. Lv	7.45
8.56	Lv Greeley Colo. Lv	6.37
10.20	Ar Cheyenne (M.T.) Wyo. Ar	5.35
	Union Pacific	
11.00	Ar Salt Lake City (M.T.) Utah Lv	5.00
4.00	Ar Los Angeles (P.T.) Cal. Lv	9.30
6.50	Ar San Francisco (P.T.) Cal. Lv	11.00
6.15	Ar Portland (P.T.) Ore. Lv	8.10

Footnotes for Page 7

◆ Reservations for space, Pullman or coach, on the "City of Denver" and the "City of St. Louis", should be applied for as much in advance as possible.

⊕ Stops to let off paying passengers from Denver and beyond. Does not take local passengers from Oak Park to Chicago.

H Stops to let off paying passengers from Chicago; also to take for Denver.

P Stops to let off paying passengers from Denver; also to take for Chicago.

R Stops to take paying passengers for Denver and beyond.

T Stops to let off paying passengers from Denver or beyond.

(C.T.) Central time. (M.T.) Mountain time. (P.T.) Pacific time.

For Streamliner equipment see pages 14 to 19, inclusive; 45, 46 and 47 for railroad fares and Pullman rates.

CONSULT THIS CALENDAR in connection with Union Pacific Streamliner Sailing Dates

1947 SEPTEMBER 1947						
SUN	MON	TUE	WED	THU	FRI	SAT
	1	2	3	4	5	6
7	8	9	10	11	12	13
14	15	16	17	18	19	20
21	22	23	24	25	26	27
28	29	30				

1947 OCTOBER 1947						
SUN	MON	TUE	WED	THU	FRI	SAT
		1	2	3	4	
5	6	7	8	9	10	11
12	13	14	15	16	17	18
19	20	21	22	23	24	25
26	27	28	29	30	31	

1947 NOVEMBER 1947						
SUN	MON	TUE	WED	THU	FRI	SAT
					1	
2	3	4	5	6	7	8
9	10	11	12	13	14	15
16	17	18	19	20	21	22
23	24	25	26	27	28	29

1947 DECEMBER 1947						
SUN	MON	TUE	WED	THU	FRI	SAT
	1	2	3	4	5	6
7	8	9	10	11	12	13
14	15	16	17	18	19	20
21	22	23	24	25	26	27
28	29	30	31			

1948 JANUARY 1948						
SUN	MON	TUE	WED	THU	FRI	SAT
				1	2	3
4	5	6	7	8	9	10
11	12	13	14	15	16	17
18	19	20	21	22	23	24
25	26	27	28	29	30	31

1948 FEBRUARY 1948						
SUN	MON	TUE	WED	THU	FRI	SAT
	1	2	3	4	5	6
7	8	9	10	11	12	13
14	15	16	17	18	19	20
21	22	23	24	25	26	27
28	29	30	31			

Reserved Seat Coaches on Fast Through Union Pacific Trains

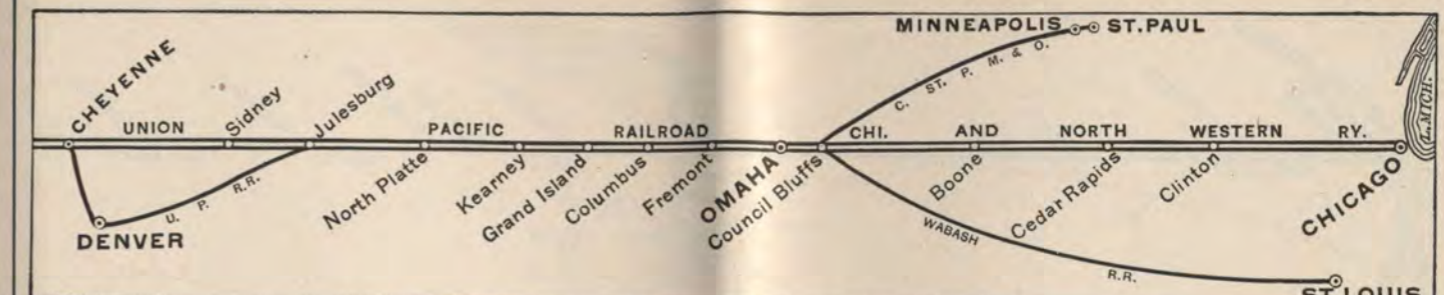
Coach passengers on the following trains now have reserved seats. Reservations made in advance assure comfortable seats for entire trip, without extra cost.

BETWEEN—

- Chicago and Los Angeles on Los Angeles Limited
- Chicago and San Francisco on San Francisco Overland
- St. Louis and Los Angeles on Streamliner City of St. Louis-Utah
- St. Louis and Portland on Streamliner City of St. Louis
- St. Louis and Cheyenne on Streamliner City of St. Louis

Streamliners between Chicago and Los Angeles, San Francisco, Portland and Denver also require advance reservations for coach seats.

UNION PACIFIC RAILROAD
Road of the Daily Streamliners



CHICAGO to LOS ANGELES via Omaha

Table A Condensed Schedules	Streamliner City of Los Angeles 103 Daily Example	Los Angeles Limited 1 Daily Example	Mail and Express-Utah 13-3 Daily Example	Pacific-Pony Express 21-37 Daily Example
	Lv New York (E.T.) N.Y.C. Ar Chicago (C.T.)	5.10 SA	9.20 SU	
Lv New York (E.T.) Penn. RR Ar N. Philadelphia (E.T.) Ar Chicago (C.T.)	5.45 SA	7.14 SA	9.45 SU	
Lv Wash'ton (E.T.) Penn. RR Ar Chicago (C.T.)	5.30 SA	9.45 SU		
Lv Chicago (C.T.) C. & N.W. Ar Omaha	7.15 SU	12.01 SU	8.45 SU	8.10 SU
Lv Minneapolis C. & N.W. Ar Omaha		9.40 SU	9.00 SU	9.15 SU
Lv St. Louis (Wab.) Ar Omaha				7.50 SU
Lv Omaha (C.T.) Un. Pac. Ar Fremont	3.10 MO	9.55 SU	10.00 SU	8.30 MO
Ar Columbus			11.50 MO	
Ar Grand Island	5.11 MO	12.38 MO	1.25 MO	11.25 MO
Ar Kearney			2.26 MO	12.11 MO
Ar North Platte (C.T.)	7.01 MO	2.50 MO	4.40 MO	2.00 MO
Ar North Platte (M.T.)	6.02 MO	2.05 MO	3.55 MO	1.10 MO
Ar Sidney	7.45 MO	4.28 MO	7.05 MO	3.50 MO
Ar Cheyenne	9.30 MO	6.35 MO	10.10 MO	6.10 MO
Lv St. Louis (Wab.) (C.T.) Ar Kansas City (Un. Pac.) Ar Denver (M.T.)			4.00 SU	11.30 SU
			7.55 MO	5.20 MO
Lv Cheyenne	9.40 MO	6.50 MO	10.45 MO	6.25 MO
Ar Laramie	11.02 MO	8.23 MO	12.25 MO	8.10 MO
Ar Rawlins	12.49 MO	10.38 MO	2.45 MO	10.50 MO
Ar Rock Springs			4.57 MO	1.25 TU
Ar Green River	3.04 MO	1.20 MO	5.45 MO	2.10 MO
Ar Evanston	4.48 MO	3.25 MO	7.53 MO	4.30 MO
Ar Ogden			9.45 MO	6.25 MO
Lv Ogden			10.10 MO	7.15 MO
Ar Salt Lake City	7.00 MO	6.00 MO	11.00 MO	8.10 MO
Lv Salt Lake City	7.20 MO	6.30 MO	11.20 MO	9.05 MO
Lv Milford		10.15 MO	3.15 TU	2.40 MO
Ar Lund	10.56 MO	10.47 MO	3.58 TU	3.30 TU
Ar Cedar City	5.10 TU	5.10 TU	5.10 TU	4.45 TU
Lv Cedar City	9.30 MO	9.30 MO	9.30 MO	2.15 TU
Lv Lund	10.56 MO	10.47 MO	3.58 TU	3.30 TU
Ar Caliente (M.T.)	12.35 TU	1.05 TU	6.00 TU	5.50 TU
Lv Caliente (P.T.)	11.40 MO	12.15 MO	5.10 MO	5.05 MO
Ar Las Vegas	2.25 TU	3.15 TU	8.10 TU	8.45 TU
Ar San Bernardino	7.20 TU	9.15 TU	2.05 TU	4.25 WE
Ar Riverside	7.45 TU	9.43 TU	2.35 TU	5.05 TU
Ar East Los Angeles	8.40 TU	10.50 TU	3.40 TU	6.40 TU
Ar Los Angeles (P.T.)	9.00 TU	11.10 TU	4.00 TU	7.15 WE
Ar Pasadena	9.20 TU	11.30 TU	4.20 TU	7.25 WE
Ar Glendale	9.55 TU	12.05 TU	4.55 TU	8.00 WE
Ar Anaheim	9.50 TU	12.00 TU	4.50 TU	7.55 WE
Ar Long Beach	9.35 TU	11.45 TU	4.35 TU	7.40 WE
Ar San Pedro (P.T.)	10.05 TU	12.20 TU	5.05 TU	8.15 WE

Equipment for Page 8

★ NO. 103—Streamliner CITY OF LOS ANGELES—DAILY—Extra Fare
Cars from Chicago run via C. & N. W. east of Omaha.
Club Lounge Car ⊙..... Chicago to Los Angeles—(Barber, valet, bath, radio).
Standard Sleeping Cars..... Chicago to Los Angeles—Drawing-rooms, Compartments, Bedrooms, Roomettes, Sections (5 cars).
Reclining Seat Coaches..... Chicago to Los Angeles—(all reserved).
Coach Lounge Car..... Chicago to Los Angeles.
Dining Car..... A la carte and club or table d'hote service.

★ NO. 1—LOS ANGELES LIMITED—DAILY—No Extra Fare
Cars from Chicago and Minneapolis-St. Paul run via C. & N. W. to Omaha; thence U. P.
Club Lounge Car ⊙..... Chicago to Los Angeles—(Barber, valet, radio).
Standard Sleeping Cars..... Chicago to Los Angeles—2 Drawing-rooms, 4 Compartments, 4 Double Bedrooms.
Chicago to Los Angeles—6 Sections, 6 Roomettes, 4 Double Bedrooms.
Chicago to Los Angeles—12 Sections, D. R. (2 cars).
New York to Los Angeles—6 Sections, 6 Double Bedrooms (N.Y.C. No. 63 to Chicago).
New York to Los Angeles—6 Sections, 6 Double Bedrooms (P.R.R. No. 71 to Chicago).
Washington to Los Angeles—12 Sections, D.R. (P.R.R. No. 71 to Chicago).
Minneapolis-St. Paul to Los Angeles—6 Sec., 6 Rmte, 4 Double Bedrooms (203-10-203 to Omaha).
Chicago to Cheyenne—10 Sections, D.R., Compts. (Nos. 3-11-35 to West Yellowstone; last car Sept. 9).
Omaha to Denver—12 Sections, 2 Double Bedrooms (No. 53 beyond North Platte).
Reserved Seat Coaches..... Chicago to Los Angeles (2 cars—reclining seats).
Dining Car..... A la carte and club or table d'hote service.

★ NO. 13-3—MAIL AND EXPRESS—UTAHN—DAILY
13 to Cheyenne; 3 to Los Angeles. Cars from Chicago run via C. & N. W. east of Omaha.
Club Lounge Car ⊙..... Cheyenne to Los Angeles.
Standard Sleeping Cars..... No sleeping cars between Chicago and Cheyenne.
Cheyenne to Ogden—6 Sections, 6 Roomettes, 4 Double Bedrooms (Wab.-U.P. 9 from St. Louis; S.P. 27 to San Francisco).
Cheyenne to Los Angeles—6 Sections, 6 Roomettes, 4 Double Bedrooms (No. 9 from St. Louis).
Ogden to Los Angeles—12 Sections, D. R. (No. 48 to Salt Lake City).
Salt Lake City to Cedar City—10 Sections, D. R., Compts. (No. 301 beyond Lund; last car Sept. 24).
Cedar City to Los Angeles—10 Sections, D.R., Compts. (No. 302 to Lund; last car Sept. 25).
Reclining Seat Coaches..... Chicago to Omaha (not reserved).
Omaha to Los Angeles (not reserved).
Cheyenne to Los Angeles (Wab.-U.P. 9 from St. Louis—all seats reserved).
Dining Car..... Cheyenne to Los Angeles—a la carte and club or table d'hote service.

★ 21-37—PACIFIC-PONY EXPRESS—DAILY
21 to Ogden; 37 to Los Angeles. Cars from Chicago run via C. & N. W. east of Omaha.
Club Lounge Car Service ⊙..... Chicago to Los Angeles.
Standard Sleeping Cars..... Chicago to Los Angeles—12 Sections, D.R. Chicago to Salt Lake City—10 Sec., 3 Dbl. Bedrooms. Butte to Los Angeles—10 Sections, 3 Double Bedrooms (No. 30 to Salt Lake City).
Las Vegas to Los Angeles—10 Sections, D.R., Compts. Chicago and Omaha to Los Angeles.
Ogden to Los Angeles (No. 37 from Kansas City).
Dining Car..... A la carte and club or table d'hote service.

Footnotes for Page 8

⊙ Club and lounge cars are for the exclusive use of standard sleeping car passengers. The City of Los Angeles has a lounge car for coach passengers.

⊕ No. 1 and No. 103 do not operate into Ogden Union Station. (f) Stops only on signal.

⊕ Motor Bus connections with main line trains at East Los Angeles.

■ Motor Bus connection effective September 26. Train service until September 25.

▲ Motor bus between Lund and Cedar City. □ Runs via Borie Cut-off; not via Cheyenne.

★ Regularly assigned through cars air-conditioned. ⊠ Conditional stop; see Tables 1 and 3. (E.T.) Eastern time. (C.T.) Central time. (M.T.) Mountain time. (P.T.) Pacific time. Time from 12.01 midnight to 12.00 noon shown in light face type. Time from 12.01 noon to 12.00 midnight shown in heavy face type.

LOS ANGELES to CHICAGO via Omaha

Table A Condensed Schedules	Streamliner City of Los Angeles 104 Daily Example	Los Angeles Limited 2 Daily Example	Utahn-San Fran. Overland 4-28 Daily Example	Pony Express-Pacific 38-22 Daily Example
	Lv San Pedro (P.T.)	3.20 SU	10.30 SU	8.00 SU
Lv Long Beach	3.50 SU	11.00 SU	8.35 SU	5.00 SU
Lv Anaheim	3.45 SU	10.55 SU	8.25 SU	4.55 SU
Lv Glendale	3.30 SU	10.50 SU	8.20 SU	4.45 SU
Lv Pasadena	4.10 SU	11.25 SU	8.55 SU	5.25 SU
Lv Los Angeles (P.T.)	5.00 SU	12.01 SU	9.30 SU	6.00 SU
Ar East Los Angeles	5.20 SU	12.25 SU	9.55 SU	6.25 SU
Ar Riverside	6.12 SU	1.30 SU	11.00 SU	7.50 SU
Ar San Bernardino	6.38 SU	1.55 SU	11.25 SU	8.25 SU
Ar Las Vegas	11.55 SU	8.05 SU	5.45 SU	4.05 MO
Ar Caliente (P.T.)	2.35 MO	10.55 SU	8.35 SU	7.25 SU
Ar Caliente (M.T.)	3.40 MO	12.05 MO	9.45 SU	8.40 SU
Ar Lund	2.08 MO	11.55 SU	11.55 SU	10.55 MO
Ar Cedar City	5.10 MO	5.10 MO	5.10 MO	12.00 MO
Lv Cedar City	9.30 SU	9.30 SU	9.30 SU	9.40 MO
Lv Lund	2.08 MO	11.55 SU	11.55 SU	10.55 MO
Ar Milford	2.50 MO	12.40 SU	12.40 SU	11.45 MO
Ar Salt Lake City	8.45 MO	6.45 MO	4.40 MO	4.45 MO
Lv Salt Lake City	9.05 MO	7.15 MO	5.00 MO	5.20 MO
Ar Ogden				6.15 MO
Lv Ogden				7.15 MO
Ar Evanston	11.17 MO	9.53 MO	8.13 MO	9.20 MO
Ar Green River	1.00 MO	11.53 MO	10.30 MO	12.25 TU
Ar Rock Springs				12.45 MO
Ar Rawlins	3.14 MO	2.33 MO	1.15 MO	3.20 MO
Ar Laramie	5.08 MO	4.52 MO	3.35 MO	6.00 MO
Ar Cheyenne (M.T.)	6.20 MO	6.15 MO	5.00 MO	7.30 TU
Ar Denver			7.45 MO	7.45 TU
Ar Kansas City (C.T.)			7.45 TU	11.50 TU
Ar St. Louis (Wab.)			1.00 TU	7.30 WE
Lv Cheyenne (M.T.)	6.30 MO	6.45 MO	5.25 MO	7.55 TU
Lv Sidney	7.57 MO	8.32 MO	7.10 MO	10.00 TU
Lv North Platte (M.T.)	9.37 MO	10.35 MO	9.02 MO	12.15 TU
Lv North Platte (C.T.)	10.40 MO	11.45 MO	10.12 MO	1.25 TU
Ar Kearney				3.22 TU
Ar Grand Island	12.33 TU	2.05 TU	12.27 TU	4.32 TU
Ar Columbus				5.41 TU
Ar Fremont				6.43 TU
Ar Omaha	2.40 TU	4.35 TU	3.05 TU	7.50 TU
Lv Omaha (Wab.)				8.20 TU
Ar St. Louis				7.55 WE
Lv Omaha C. & N.W. Ar Chicago (C.T.)	2.50 TU	4.55 TU	3.25 TU	8.45 TU
	10.45 TU	2.35 TU	1.00 TU	8.15 WE
Lv Chicago (CT) Penn. RR Ar Washington (E.T.)		5.30 TU		11.30 WE
		11.15 WE		7.35 TH
Lv Chicago (CT) Penn. RR Ar N. Phila., Pa. (E.T.) Ar New York (E.T.)		5.30 TU		
		9.50 TU		
		11.30 WE		
Lv Chicago (CT) N.Y.C. Ar New York (E.T.)		6.00 TU		
		11.59 TU		
Lv Omaha C. & N.W. Ar Sioux City		9.00 TU		10.25 TU
		12.01 TU		1.05 WE
Ar St. Paul		6.55 TU		7.10 WE
Ar Minneapolis (C.T.)		7.30 TU		7.40 WE

Equipment for Page 9

★ NO. 104—Streamliner CITY OF LOS ANGELES—Daily—Extra Fare
Cars to Chicago run via C. & N. W. east of Omaha.
Club Lounge Car ⊙..... Los Angeles to Chicago—(Barber, valet, bath, radio).
Standard Sleeping Cars..... Los Angeles to Chicago—Drawing-rooms, Compts., Bedrooms, Roomettes, Sections (5 cars).
Reclining Seat Coaches..... Los Angeles to Chicago—(all seats reserved).
Coach Lounge Car..... Los Angeles to Chicago.
Dining Car..... A la carte and club or table d'hote service.

★ NO. 2—LOS ANGELES LIMITED—DAILY—No Extra Fare
Cars to Chicago and St. Paul-Minneapolis run via C. & N. W. east of Omaha.
Club Lounge Car ⊙..... Los Angeles to Chicago—(Barber, valet, radio).
Standard Sleeping Cars..... Los Angeles to Chicago—2 Drawing-rooms, 4 Compartments, 4 Double Bedrooms.
Los Angeles to Chicago—6 Sections, 6 Roomettes, 4 Double Bedrooms.
Los Angeles to Chicago—12 Sections, D. R. (2 cars).
Los Angeles to New York—6 Sections, 6 Double Bedrooms (N.Y.C. No. 22 east of Chicago).
Los Angeles to New York—6 Sections, 6 Double Bedrooms (P.R.R. No. 42 east of Chicago).
Los Angeles to Washington—12 Sections, D.R. (P.R.R. No. 42 east of Chicago).
Los Angeles to St. Paul-Minneapolis—6 Sections, 6 Roomettes, 4 Double Bedrooms. (C. & N. W. 204-9-204 east of Omaha).
Reserved Seat Coaches..... Los Angeles to Chicago (2 cars—reclining seats).
Dining Car..... A la carte and club or table d'hote service.

★ NO. 4-28—UTAHN—SAN FRANCISCO OVERLAND—DAILY
4 to Cheyenne; 28 to Chicago.
Cars to Chicago run via C. & N. W. east of Omaha.
Club Lounge Car Service ⊙..... Los Angeles to Chicago.
Standard Sleeping Cars..... Los Angeles to Cedar City—10 Sec., D. R., Compts. (No. 301 Lund to Cedar City; last car Sept. 24).
Los Angeles to Ogden—12 Sections, D. R. (No. 47 north of Salt Lake City).
Cedar City to Salt Lake City—10 Sections, D. R. Compts. (No. 302 to Lund; last car Sept. 25).
Los Angeles to Cheyenne—6 Sections, 6 Roomettes, 4 Double Bedrooms (No. 10 to St. Louis).
Cheyenne to Chicago—Drawing-rooms, Compartments, Bedrooms, Roomettes, Sections (No. 28 from San Francisco).
Reclining Seat Coaches..... Los Angeles to Omaha (No. 14 east of Cheyenne).
Cheyenne to Chicago (No. 28 from San Francisco—all seats reserved).
Los Angeles to Cheyenne (No. 10 to St. Louis—all seats reserved).
Dining Car..... A la carte and club or table d'hote service.

★ NO. 38-22—PONY EXPRESS—PACIFIC—DAILY
38 to Ogden; 22 to Chicago. Cars to Chicago run via C. & N. W. east of Omaha.
Club Lounge Car Service ⊙..... Los Angeles to Chicago.
Standard Sleeping Cars..... Los Angeles to Chicago—12 Sections, D. R. Los Angeles to Butte—10 Sections, 3 Double Bedrooms (No. 29 north of Salt Lake City).
Salt Lake City to Chicago—10 Sec., 3 Dbl. Bedrooms. Los Angeles to Las Vegas—10 Sections, D. R., Compts. Los Angeles to Ogden (for Kansas City).
Los Angeles to Omaha and Chicago.
Dining Car..... A la carte and club or table d'hote service.

Footnotes for Page 9

⊙ Club and lounge cars are for the exclusive use of standard sleeping car passengers. The City of Los Angeles has a lounge car for coach passengers.

⊕ No. 2 and No. 104 do not operate into Ogden Union Station.

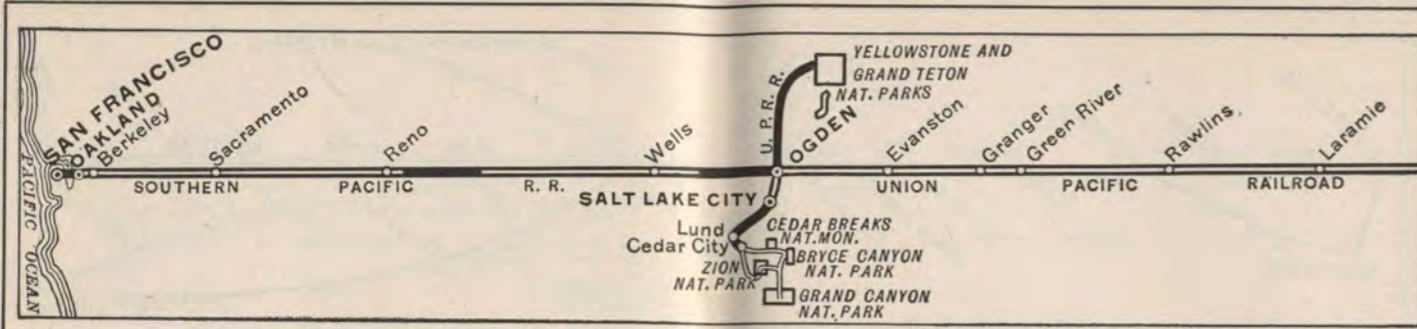
⊕ Motor Bus connections with main line trains at East Los Angeles.

■ Motor Bus connection effective September 26. Train service until September 25.

▲ Motor bus connections with main line trains at East Los Angeles. (f) Stops only on signal.

⊕ No. 2 and No. 104 do not operate into Ogden Union Station.

(E.T.) Eastern time. (C.T.) Central time. (M.T.) Mountain time. (P.T.) Pacific time. Time from 12.01 midnight to 12.00 noon shown in light face type. Time from 12.01 noon to 12.00 midnight shown in heavy face type.



CHICAGO to SAN FRANCISCO via Omaha

Table B Condensed Schedules		Streamliner City of San Francisco 101 Daily Example	San Francisco Overland 27 Daily Example	San Francisco Challenger 23 Daily Example	Pacific 21 Daily Example
Lv New York (E.T.) N.Y.C.			6.15 SAT		
Ar Chicago (C.T.)			11.50 SUN		
Lv New York (E.T.) Penn.R.R.			11.40 SAT		
Lv N. Phila., Pa. (E.T.)			1.08 SUN		
Ar Chicago (C.T.)			3.40 SUN		
Lv Washington (E.T.) B & O.					10.45 SAT
Ar Chicago (C.T.)					2.40 SUN
Lv Wash'gton (E.T.) Penn.R.R.					11.35 SAT
Ar Chicago (C.T.)					3.40 SUN
C. & N. W.					
Lv Chicago (C.T.)	7.30 SUN	8.00 SUN	8.30 SUN	8.10 SUN	
Lv Clinton	9.42 " "	10.25 " "	11.20 SUN	10.50 " "	
Lv Cedar Rapids	10.55 SUN	11.46 SUN	1.00 MON	12.30 MON	
Lv Council Bluffs		5.10 MON	8.10 " "	7.30 " "	
Ar Omaha	3.15 MON	5.30 MON	8.40 MON	8.00 MON	
C. & N. W.		(203-2-203)	(201-2-201)	(201-2-201)	
Lv Minneapolis		9.00 SUN	9.15 SUN	9.15 SUN	
Lv St. Paul		9.40 " "	9.55 SUN	9.55 SUN	
Lv Sioux City		4.55 " "	4.30 MON	4.30 MON	
Ar Omaha		7.35 SUN	7.10 MON	7.10 MON	
Lv St. Louis (Wab.)			7.50 SUN	7.50 SUN	
Ar Omaha			8.20 MON	8.20 MON	
Union Pacific					
Lv Omaha (C.T.)	3.25 MON	5.45 MON	9.10 MON	8.30 MON	
Ar Fremont		9.59 " "	9.59 " "	9.59 " "	
Ar Columbus		10.58 " "	10.58 " "	10.58 " "	
Ar Grand Island	5.26 " "	8.25 " "	12.30 " "	11.25 " "	
Ar Kearney		1.25 " "	1.25 " "	12.11 " "	
Lv North Platte (C.T.)	7.16 " "	10.40 " "	3.25 " "	2.00 " "	
Lv North Platte (M.T.)	6.17 " "	9.50 " "	2.35 " "	1.10 " "	
Lv Sidney	8.03 " "	12.13 " "	5.25 " "	3.50 " "	
Ar Cheyenne	9.48 MON	2.20 MON	7.50 MON	6.10 MON	
Lv St. Louis (Wab.) (C.T.)		4.00 SUN			
Lv Kansas City (Un. Pac.)		9.30 SUN	11.30 SUN	11.30 SUN	
Lv Denver (M.T.)		7.55 MON	5.20 MON	5.20 MON	
Lv Cheyenne	9.58 MON	2.35 MON	8.10 MON	6.25 MON	
Lv Laramie	11.18 " "	4.08 " "	10.05 MON	8.10 " "	
Lv Rawlins	1.05 " "	6.23 " "	1.10 TUE	10.50 MON	
Ar Rock Springs		4.12 " "	4.12 " "	1.25 TUE	
Ar Green River	3.14 " "	9.00 " "	4.40 " "	1.50 " "	
Lv Green River	3.19 " "	9.10 " "	5.00 " "	2.10 " "	
Lv Evanston	5.03 " "	11.17 MON	7.30 " "	4.30 " "	
Ar Ogden (M.T.)	6.35 MON	1.03 TUE	9.30 TUE	6.25 TUE	
Lv Salt Lake City (M.T.)		11.55 MON	7.00 TUE	7.00 TUE	
Southern Pacific					
Lv Ogden (C.T.)	6.45 MON	1.18 TUE	10.15 TUE	8.15 TUE	
Ar Reno (P.T.)	2.27 TUE	11.11 " "	10.50 TUE	9.05 " "	
Ar Truckee		12.09 " "	12.01 WED	10.20 TUE	
Lv Sacramento	6.55 " "	4.10 " "	5.05 " "	3.30 WED	
Ar Sacramento	7.00 " "	4.15 " "	5.25 " "	4.15 " "	
Ar Berkeley	8.28 " "	6.01 " "	7.46 " "	6.42 " "	
Ar Oakland (16th St.)	8.38 " "	6.12 " "	7.58 " "	7.00 " "	
Ar Oakland Pier	8.46 " "	6.20 " "	8.05 " "	7.10 " "	
Ar San Francisco (P.T.)	9.15 TUE	6.50 TUE	8.50 WED	7.50 WED	

Footnotes for Page 10

- ⊗ Club and lounge cars are for the exclusive use of standard sleeping car passengers.
- ☐ Conditional stop; see Table 1.
- (f) Stops only on signal.
- Runs via Borie Cut-off; not via Cheyenne.

Equipment for Page 10

★ NO. 101—Streamliner CITY OF SAN FRANCISCO—Daily—Extra Fare
Cars from Chicago run via C. & N. W. to Omaha; U. P. to Ogden; S. P. to San Francisco.
Club Car ⊗. Chicago to San Francisco (Valet, radio).
Standard Sleeping Cars. Chicago to San Francisco—Drawing-rooms, Compts., Bedrooms, Roomettes, Sections (7 cars).
Reclining Seat Coaches. Chicago to San Francisco—(all seats reserved).
Coffee Shop Dining Car. A la carte and club or table d'hote service.
Main Dining Car. A la carte and club or table d'hote service.

★ NO. 27—SAN FRANCISCO OVERLAND—DAILY

Pullmans and reserved seat coaches, no extra fare, Chicago to San Francisco.
Cars from Chicago run via C. & N. W. to Omaha; U. P. to Ogden; S. P. to San Francisco.
Club Lounge Car ⊗. Chicago to San Francisco (Barber, valet, radio).
Standard Sleeping Cars. New York to San Francisco—10 Sections, Drawing room, Compartments (P.R.R. No. 79 to Chicago).
New York to San Francisco—8 Sec., D.R., Compts. (N.Y.C. No. 19 to Chicago—effective from New York Sept. 29 will be handled on No. 59 "Chicagoan", lv. New York 11:30 p.m., ar. Chicago 3:20 p.m).
Chicago to San Francisco—2 Drawing-rooms, 4 Compartments, 4 Double Bedrooms.
Chicago to San Francisco—6 Sections, 6 Roomettes, 4 Double Bedrooms.
Salt Lake City to San Francisco—10 Sections, D. R., Compts. (No. 33 to Ogden).

Reclining Seat Coaches. Chicago to San Francisco (3 cars—48 seats each—all reserved).
Coffee Shop Dining Car. A la carte and club or table d'hote service.
Main Dining Car. A la carte and club or table d'hote service.

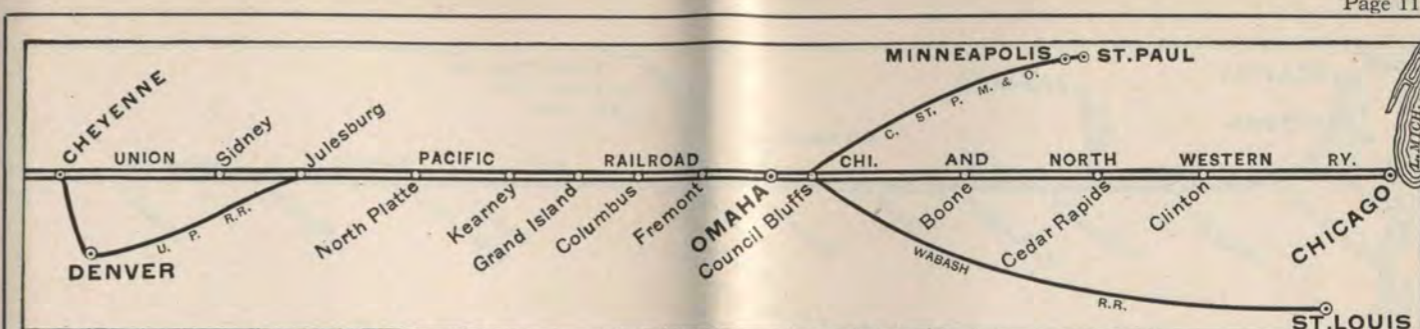
★ NO. 23—Challenger—DAILY

All Coach and Challenger (tourist) Sleeping Car Train. Free Porter Service.
Cars from Chicago run via C. & N. W. to Omaha; U. P. to Ogden; S. P. to San Francisco.
Lounge Car. Chicago to San Francisco (for sleeping car passengers).
Challenger Sleeping Cars. Chicago to San Francisco—16 Sections.
(Pullman Tourist) St. Louis via Omaha to San Francisco—16 Sections (Wab. 11 to Omaha).
Kansas City to San Francisco—16 Sections (No. 37 to Ogden).
Reclining Seat Coaches. Chicago to San Francisco.
Women-Childrens Coach. Chicago to San Francisco (reclining seats).
Dining Car. Serving moderately priced meals.

★ NO. 21—PACIFIC—DAILY

Cars from Chicago run via C. & N. W. to Omaha; U. P. to Ogden; S. P. to San Francisco.
Club Lounge Car Service ⊗. Chicago to San Francisco.
Observation Sleeping Car ⊗ Ogden to San Francisco—10 Sections.
Standard Sleeping Cars. Washington, D. C. to San Francisco—12 Sections, D. R. (P.R.R. No. 51-79 to Chicago).
Washington, D. C. to San Francisco—12 Sections, D. R. (B. & O. No. 7 to Chicago).
Chicago to San Francisco—12 Sections, D. R.
Dining Car. A la carte and club or table d'hote service.

★ Regularly assigned through cars air-conditioned.
(E.T.) Eastern time. (C.T.) Central time. (M.T.) Mountain time. (P.T.) Pacific time.
Time from 12:01 midnight to 12:00 noon shown in light face type.
Time from 12:01 noon to 12:00 midnight shown in heavy face type.



SAN FRANCISCO to CHICAGO via Omaha

Table B Condensed Schedules		Streamliner City of San Francisco 102 Daily Example	San Francisco Overland 28 Daily Example	San Francisco Challenger 24 Daily Example	Pacific 22 Daily Example
Southern Pacific					
Lv San Francisco (P.T.)	5.00 SUN	11.00 SUN	7.00 SUN	7.30 SUN	
Ar Oakland Pier	5.30 " "	11.30 " "	7.35 " "	8.05 " "	
Ar Oakland (16th St.)	5.37 " "	11.38 " "	7.44 " "	8.14 " "	
Ar Berkeley	5.45 " "	11.47 " "	7.54 " "	8.24 " "	
Ar Sacramento	7.13 " "	1.35 " "	10.20 " "	10.45 " "	
Lv Sacramento	7.18 " "	1.40 " "	10.40 SUN	11.10 SUN	
Ar Truckee		5.40 " "	f 3.30 MON	4.00 MON	
Ar Reno (P.T.)	11.52 SUN	6.40 SUN	4.45 " "	5.15 " "	
Ar Ogden (M.T.)	9.40 MON	6.25 MON	6.00 MON	6.30 MON	
Union Pacific					
Lv Salt Lake City (M.T.)		8.00 MON	8.00 MON	8.00 MON	
Ar Ogden (M.T.)	9.55 MON	6.45 MON	7.00 MON	7.15 MON	
Ar Evanston	11.27 " "	8.38 " "	9.00 " "	9.20 " "	
Ar Green River	1.05 " "	10.30 " "	11.00 " "	11.45 " "	
Lv Green River	1.10 " "	10.40 " "	11.10 " "	12.25 TUE	
Ar Rock Springs		" "	11.30 MON	12.45 " "	
Ar Rawlins	3.24 " "	1.25 " "	2.23 TUE	3.20 " "	
Ar Laramie	5.18 " "	3.45 " "	5.20 " "	6.00 " "	
Ar Cheyenne	6.30 MON	5.10 MON	7.00 TUE	7.30 TUE	
Ar Denver		7.45 MON	7.45 TUE	7.45 TUE	
Ar Kansas City (C.T.)		7.45 TUE	11.50 TUE	11.50 TUE	
Ar St. Louis (Wab.)		1.00 TUE	7.30 WED	7.30 WED	
Lv Cheyenne	6.40 MON	5.25 MON	7.30 TUE	7.55 TUE	
Lv Sidney	8.02 " "	7.10 " "	9.35 " "	10.00 " "	
Lv North Platte (M.T.)	9.45 " "	9.02 " "	11.59 " "	12.15 " "	
Lv North Platte (C.T.)	10.48 MON	10.12 " "	1.10 " "	1.25 " "	
Lv Kearney		" "	3.10 " "	3.22 " "	
Ar Grand Island		12.36 TUE	12.27 TUE	4.20 " "	
Ar Columbus		" "	" "	5.29 " "	
Ar Fremont		" "	" "	f 6.43 " "	
Ar Omaha	2.50 TUE	3.05 TUE	7.30 TUE	7.50 TUE	
C. & N. W.					
Lv Omaha	3.00 TUE	3.25 TUE	7.50 TUE	8.45 TUE	
Lv Council Bluffs		3.37 " "	8.05 TUE	9.00 " "	
Ar Cedar Rapids		7.05 " "	8.17 " "	2.40 WED	
Ar Clinton		8.25 " "	9.55 " "	4.35 " "	
Ar Chicago (C.T.)	10.45 TUE	1.00 TUE	7.30 WED	8.15 WED	
Lv Omaha (Wab.)			8.20 TUE	8.20 TUE	
Ar St. Louis			7.55 WED	7.55 WED	
C. & N. W.					
Lv Omaha		(204-9-204)	(202-1-202)	(202-1-202)	
Lv Sioux City		9.00 TUE	10.25 TUE	10.25 TUE	
Ar St. Paul		12.01 " "	1.05 WED	1.05 WED	
Ar Minneapolis (C.T.)		6.55 " "	7.10 " "	7.10 " "	
Ar Minneapolis (C.T.)		7.30 TUE	7.40 WED	7.40 WED	
Lv Chicago (C.T.) N.Y.C.		4.15 TUE			
Ar New York (E.T.)		11.30 WED			
Lv Chicago (C.T.) Penn. R.R.		4.30 TUE			
Ar N. Phila., Pa. (E.T.)		9.31 WED			
Ar New York (E.T.)		11.00 WED			
Lv Chicago (C.T.) B. & O.				10.40 WED	
Ar Washington (E.T.)				7.30 THU	
Lv Chicago (C.T.) Penn. R.R.				11.30 WED	
Ar Washington (E.T.)				7.35 THU	

Equipment for Page 11

★ NO. 102—Streamliner CITY OF SAN FRANCISCO—Daily—Extra Fare
Runs via S. P. to Ogden, and via C. & N. W. east of Omaha.
Club Car ⊗. San Francisco to Chicago—(Valet, radio).
Standard Sleeping Cars. San Francisco to Chicago—Drawing rooms, Compt., Bedrooms, Roomettes, Sections (7 cars).
Reclining Seat Coaches. San Francisco to Chicago—(all seats reserved).
Coffee Shop Dining Car. A la carte and club or table d'hote service.
Main Dining Car. A la carte and club or table d'hote service.

★ NO. 28—SAN FRANCISCO OVERLAND—DAILY

Pullman and reserved seat coaches, no extra fare, San Francisco to Chicago.
Runs via S. P. to Ogden, and via C. & N. W. east of Omaha.
Club Lounge Car ⊗. San Francisco to Chicago (Barber, valet, radio).
Standard Sleeping Cars. San Francisco to New York—10 Sections, Drawing room, Compartments (P.R.R. No. 78 east of Chicago).
San Francisco to New York—8 Sections, D. R., Compartments (N.Y.C. No. 64 east of Chicago).
San Francisco to Chicago—2 Drawing-rooms, 4 Compartments, 4 Double Bedrooms.
San Francisco to Chicago—6 Sections, 6 Roomettes, 4 Double Bedrooms.
San Francisco to St. Louis—6 Sections, 6 Roomettes, 4 Double Bedrooms (U.P.-Wab. 10 east of Cheyenne).
San Francisco to Salt Lake City—10 Sections, D. R., Compts. (No. 30 south of Ogden).
Cheyenne to Chicago—10 Sections, D. R., Compts. (Nos. 36-12-4 from W. Yellowstone; last car Sept. 11).

Reclining Seat Coaches. San Francisco to Chicago (3 cars—48 seats each—all reserved).
Coffee Shop Dining Car. A la carte and club or table d'hote service.
Main Dining Car. A la carte and club or table d'hote service.

★ NO. 24—Challenger—DAILY

All Coach and Challenger (tourist) Sleeping Car Train. Free Porter Service.
Runs via S. P. to Ogden, and via C. & N. W. east of Omaha.
Lounge Car. San Francisco to Chicago (for sleeping car passengers).
Challenger Sleeping Cars. San Francisco to Chicago—16 Sections.
(Pullman Tourist) San Francisco to St. Louis via Omaha—16 Sections (Wab. 14 east of Omaha).
San Francisco to Kansas City—16 Sections (No. 38 east of Ogden).
Reclining Seat Coaches. San Francisco to Chicago.
Women-Childrens Coach. San Francisco to Chicago (reclining seats).
Dining Car. Serving moderately priced meals.

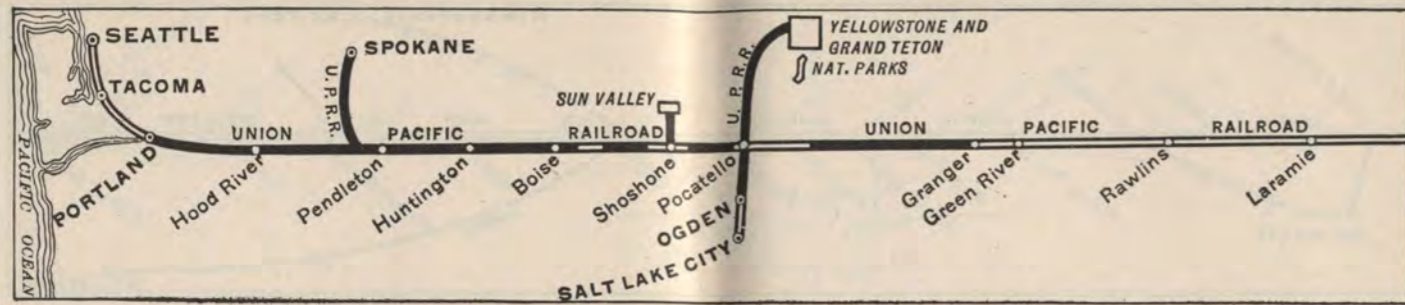
★ NO. 22—PACIFIC—DAILY

Cars from Chicago run via S. P. to Ogden, and via C. & N. W. east of Omaha.
Club Lounge Car Service ⊗. San Francisco to Chicago.
Observation Sleeping Car ⊗ Ogden to San Francisco—10 Sections.
Standard Sleeping Cars. San Francisco to Washington, D. C.—12 Sections, D. R. (P.R.R. No. 22-50 east of Chicago).
San Francisco to Washington, D. C.—12 Sections, D. R. (B. & O. No. 10-18 east of Chicago).
San Francisco to Chicago—12 Sections, D. R.
Dining Car. A la carte and club or table d'hote service.

★ Regularly assigned through cars air-conditioned.
(E.T.) Eastern Time (C.T.) Central Time (M.T.) Mountain Time (P.T.) Pacific Time.
Time from 12:01 midnight to 12:00 noon shown in light face type.
Time from 12:01 noon to 12:00 midnight shown in heavy face type.

Footnotes for Page 11

- ⊗ Club and lounge cars are for the exclusive use of standard sleeping car passengers.
- ☐ Conditional stop; see Table 2.
- (f) Stops only on signal.
- Runs via Borie cut-off; not via Cheyenne.



CHICAGO to PORTLAND and SEATTLE via Omaha

Table C: Condensed Schedules All Trains Daily. Columns include City of Portland, Los Angeles Limited, and Pacific-Portland Rose. Rows list various routes and stations with departure and arrival times.

Equipment for Page 12

* NO. 105-Streamliner CITY OF PORTLAND-DAILY-No Extra Fare. Cars from Chicago run via C. & N. W. to Omaha; thence U. P. Club Lounge Car, Standard Sleeping Cars, Reclining Seat Coaches, Coach Lounge Car, Coffee Shop Dining Car, Main Dining Car.

* NO. 1-3-11-LOS ANGELES LIMITED-IDAHOAN-DAILY. C. & N. W. 1 to Omaha; U. P. 1 to Cheyenne; No. 3 to Green River; No. 11 to Portland.

Club Lounge Car Service, Standard Sleeping Cars, Reclining Seat Coaches, Dining Car. Details for various routes including Sun Valley, Shoshone, and West Yellowstone.

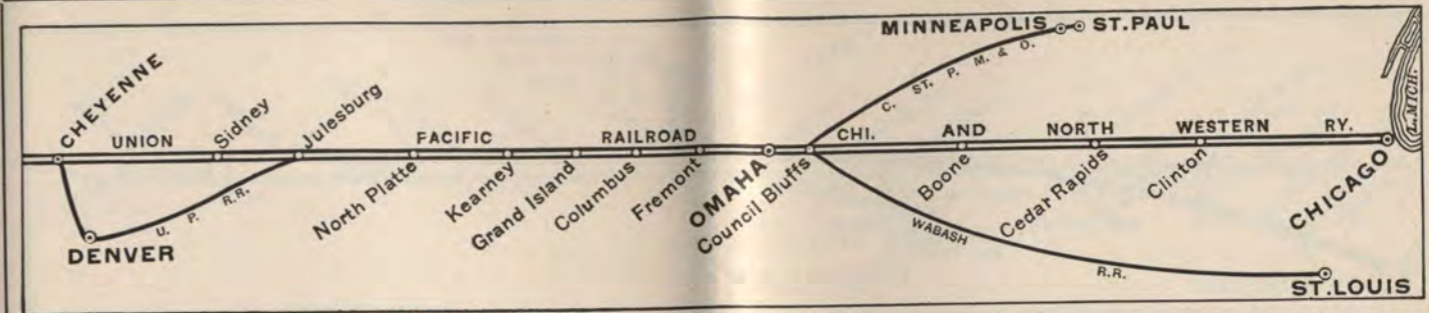
* NO. 21-17-PACIFIC-PORTLAND ROSE-DAILY. No. 21 to Green River; No. 17 to Portland. Cars from Chicago run via C. & N. W. to Omaha; thence U. P.

Club Lounge Car Service, Observation Sleeping Car, Standard Sleeping Cars, Reclining Seat Coaches, Dining Car. Details for Sun Valley, Shoshone, and Portland routes.

Footnotes for Page 12

Club and lounge cars are for the exclusive use of standard sleeping car passengers. The City of Portland has a lounge car for coach passengers. Conditional stop; see Table 1. Regularly assigned through cars air-conditioned. Motor Bus. This service is provided passengers arriving or departing Shoshone and holding through rail tickets to and from Ketchum and room reservations at Sun Valley.

West Yellowstone, Montana, is gateway to Yellowstone National Park, Summer Season is about June 20 to September 10. Regular daily train No. 457. (C.T.) Central time. (M.T.) Mountain time. (P.T.) Pacific time. Time from 12.01 midnight to 12.00 noon shown in light face type. Time from 12.01 noon to 12.00 midnight shown in heavy face type.



SEATTLE and PORTLAND to CHICAGO via Omaha

Table C: Condensed Schedules All Trains Daily. Columns include City of Portland, Idahoan-San Francisco Overland, and Portland Rose-Pacific. Rows list various routes and stations with departure and arrival times.

Equipment for Page 13

* NO. 106-Streamliner CITY OF PORTLAND-DAILY-No Extra Fare. Cars to Chicago run via C. & N. W. east of Omaha. Arrive Chicago via C. & N. W. Ry. Club Lounge Car, Standard Sleeping Cars, Reclining Seat Coaches, Coach Lounge Car, Coffee Shop Dining Car, Main Dining Car.

* NO. 12-4-28-IDAHOAN-SAN FRANCISCO OVERLAND-DAILY. No. 12 to Green River; No. 4 to Cheyenne; No. 28 to Omaha; C & N. W. 28 to Chicago.

Club Lounge Car Service, Standard Sleeping Cars, Reclining Seat Coaches, Dining Car. Details for Sun Valley, Shoshone, and West Yellowstone routes.

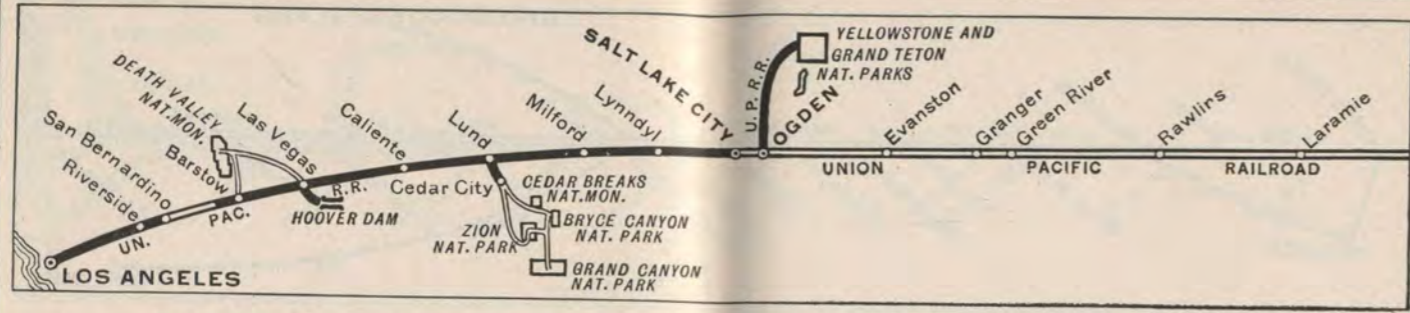
* NO. 18-22-PORTLAND ROSE-PACIFIC-DAILY. No. 18 to Green River; No. 22 to Chicago. Cars to Chicago run via C. & N. W. east of Omaha.

Club Lounge Car Service, Observation Sleeping Car, Standard Sleeping Cars, Reclining Seat Coaches, Dining Car. Details for Sun Valley, Shoshone, and Portland routes.

Footnotes for Page 13

Club and lounge cars are for the exclusive use of standard sleeping car passengers. The City of Portland has a lounge car for coach passengers. Motor bus. This service is provided passengers arriving or departing Shoshone and holding through rail tickets to and from Ketchum and room reservations at Sun Valley. West Yellowstone, Montana, is gateway to Yellowstone National Park, Summer Season is about June 20 to September 10.

Conditional stop; see Table 2. Regular daily train No. 408. Regularly assigned through cars air-conditioned. (P.T.) Pacific time. Time from 12.01 midnight to 12.00 noon shown in light face type. Time from 12.01 noon to 12.00 midnight shown in heavy face type.



ST. LOUIS and KANSAS CITY to LOS ANGELES via Denver

Table No. D
Condensed Schedules
All Trains Daily

	Streamliner City of St. Louis Utahn 9-3 Example	Pony Express 37 Example
Lv St. Louis (Wab.) (C.T.)	4.00 SUN	4.00 SUN
Ar Kansas City	9.00 SUN	9.00 SUN
Lv Kansas City (Un. Pac.)	9.30 SUN	11.30 SUN
Ar Lawrence	12.25 MON	12.25 MON
Ar Topeka	10.38 "	1.05 "
Ar Manhattan	11.27 "	2.10 "
Ar Junction City	11.55 SUN	3.05 "
Ar Salina	12.43 MON	4.30 "
Ar Ellis (C.T.)	2.55 "	8.05 "
Ar Ellis (M.T.)	2.00 "	7.20 "
Ar Oakley	3.12 "	9.10 "
Ar Denver	7.40 "	3.30 "
Lv Denver	7.55 "	5.20 "
Ar La Salle	10.20 "	6.07 MON
Ar Cheyenne	10.20 "	Via Borlie
Lv Cheyenne	10.45 "	Cut-off
Ar Laramie	12.25 "	9.05 MON
Ar Rawlins	2.45 "	11.45 MON
Ar Green River	5.45 "	2.45 TUE
Ar Evanston	7.53 "	5.00 "
Ar Ogden	9.45 "	6.45 "
Lv Ogden	10.10 "	7.15 "
Ar Salt Lake City	11.00 "	8.10 "
Lv Salt Lake City	11.20 MON	9.05 "
Ar Milford	3.15 TUE	2.40 "
Ar Lund	3.58 TUE	3.30 TUE
Ar Cedar City	5.10 TUE	4.45 TUE
Lv Cedar City	9.30 MON	2.15 TUE
Lv Lund	3.58 TUE	3.30 TUE
Ar Caliente (M.T.)	6.00 "	5.50 "
Ar Caliente (P.T.)	5.10 "	5.05 "
Ar Las Vegas	8.10 "	8.45 TUE
Ar Barstow	11.59 "	2.05 WED
Ar San Bernardino	2.05 "	4.25 "
Ar Riverside	2.35 "	5.05 "
Ar East Los Angeles	3.40 "	6.40 "
Ar Los Angeles (P.T.)	4.00 TUE	7.15 WED
Ar Pasadena	4.20 TUE	7.25 WED
Ar Glendale	4.55 "	8.00 "
Ar Anaheim	4.50 "	7.55 "
Ar Long Beach	4.35 "	7.40 "
Ar San Pedro (P.T.)	5.05 TUE	8.15 WED

Equipment for Page 14

★ **NO. 9-3—Streamliner. CITY OF ST. LOUIS—UTAHN—DAILY**
Wabash 9 to Kansas City; No. 9 to Cheyenne; No. 3 to Los Angeles.
Club Lounge Car ⊗ St. Louis to Los Angeles.
Standard Sleeping Cars St. Louis to Los Angeles—6 Sections, 6 Roomettes, 4 Double Bedrooms.
St. Louis to Ogden—6 Sections, 6 Roomettes, 4 Double Bedrooms (S.P. No. 27 to San Francisco).
St. Louis to Green River—10 Sections, D. R., Compt. (No. 11 to Portland).
Kansas City to Denver—6 Sections, 6 Roomettes, 4 Double Bedrooms.
Salt Lake City to Los Angeles—12 Sections, D. R.
Salt Lake City to Cedar City—10 Sections, D. R., Compts. (No. 301 beyond Lund; last car Sept. 24).
Cedar City to Los Angeles—10 Sections, D. R., Compts. (No. 302 to Lund; last car Sept. 25).
Reclining Seat Coaches St. Louis to Los Angeles (48 seats—all reserved).
St. Louis to Green River—(48 seats—all reserved—No. 11 to Portland).
Dining Car St. Louis to Cheyenne (2 cars—96 seats—all reserved).
A la carte and club or table d'hote service.

★ **NO. 37—PONY EXPRESS—DAILY**

Club Lounge Car ⊗ Denver to Los Angeles.
Standard Sleeping Cars Kansas City to Los Angeles—12 Sections, D. R.
Denver to Salt Lake City—12 Sections, D. R.
Denver to Salt Lake City—6 Sections, 6 Roomettes, 4 Double Bedrooms.
Salt Lake City to Los Angeles—10 Sec., 3 Double Bedrooms. (No. 30 from Butte).
Ogden to Los Angeles—12 Sections, D. R. (No. 21 from Chicago).
Las Vegas to Los Angeles—10 Sections, D. R., Compts.
Kansas City to Los Angeles.
Kansas City to Ogden (S. P. No. 23 to San Francisco).
Reclining Seat Coaches A la carte and club or table d'hote service.

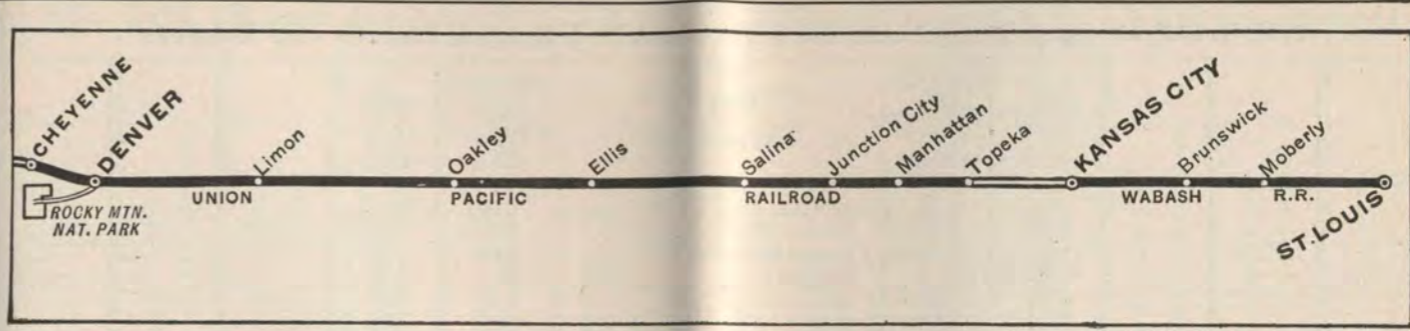
Footnotes for Page 14

⊗ Club and lounge cars are for the exclusive use of standard sleeping car passengers.
★ Regularly assigned through cars air-conditioned. (f) Stops only on signal.
▲ Motor bus between Lund and Cedar City. ⊠ Conditional stop; see Table 24.
■ Motor Bus connection effective September 26. Train service until September 25.
♦ Motor Bus connections with main line trains at East Los Angeles.
(C.T.) Central time. (M.T.) Mountain time. (P.T.) Pacific time.
Time from 12.01 midnight to 12.00 noon shown in light face type.
Time from 12.01 noon to 12.00 midnight shown in heavy face type.



Union Pacific Motor Coach Service TO AND FROM EAST LOS ANGELES, CALIF.

- The Union Pacific maintains a passenger station at East Los Angeles, from which it operates motor coaches direct to Glendale, Pasadena, Alhambra, San Pedro, Long Beach, Anaheim, Fullerton, La Habra, Whittier and intermediate points. See Tables 7, 8 and 9 for local schedules of all motor coaches.
- Passengers ticketed for those places may leave train at East Los Angeles where waiting motor coaches will take them direct to destination without extra charge. Baggage too, can be checked through to any of those places. These motor coaches also deliver east-bound passengers to the East Los Angeles station.



LOS ANGELES to KANSAS CITY and ST. LOUIS via Denver

Table No. D
Condensed Schedules.
All Trains Daily.

	Utahn— Streamliner City of St. Louis 4-10 Example	Pony Express 38 Example
Lv San Pedro (P. T.)	8.00 SUN	4.30 SUN
Lv Long Beach	8.35 "	5.00 "
Lv Anaheim	8.25 "	4.55 "
Lv Glendale	8.20 "	4.45 "
Lv Pasadena	8.55 SUN	5.25 SUN
Lv Los Angeles	9.30 SUN	6.00 SUN
Ar East Los Angeles	9.55 "	6.25 "
Ar Riverside	11.00 "	7.50 "
Ar San Bernardino	11.25 "	8.25 "
Ar Barstow	1.33 "	10.45 SUN
Ar Las Vegas	5.45 "	4.05 MON
Ar Caliente (P.T.)	8.35 "	7.25 "
Lv Caliente (M.T.)	9.45 "	8.40 "
Ar Lund	11.55 SUN	10.55 MON
Ar Cedar City	5.10 MON	12.00 MON
Lv Cedar City	9.30 SUN	9.40 MON
Lv Lund	11.55 SUN	10.55 MON
Ar Milford	12.40 MON	11.45 "
Ar Salt Lake City	4.40 "	4.45 "
Lv Salt Lake City	5.00 "	5.20 "
Ar Ogden	5.55 "	6.15 "
Lv Ogden	6.20 "	6.50 "
Ar Evanston	8.13 "	8.48 "
Ar Green River	10.30 "	10.55 MON
Ar Rawlins	1.15 "	1.38 TUE
Ar Laramie	3.35 "	4.00 "
Ar Cheyenne	5.00 "	Runs Via Borlie
Lv Cheyenne	5.35 "	Cut-off
Ar La Salle	7.45 "	7.45 TUE
Ar Denver	7.45 "	8.50 "
Lv Denver	8.00 MON	1.53 "
Ar Oakley	12.09 TUE	3.35 "
Ar Ellis (M.T.)	1.25 "	4.40 "
Lv Ellis (C.T.)	2.30 "	7.10 "
Ar Salina	4.25 "	8.35 "
Ar Junction City	5.20 "	9.10 "
Ar Manhattan	5.45 "	10.20 "
Ar Topeka	6.34 "	10.50 "
Ar Lawrence	7.45 TUE	11.50 TUE
Ar Kansas City	7.45 TUE	11.50 TUE
Lv Kansas City (Wabash)	8.00 TUE	11.55 TUE
Ar St. Louis (C.T.)	1.00 TUE	7.30 WED

Equipment for Page 15

★ **NO. 4-10—UTAHN—Streamliner—CITY OF ST. LOUIS—DAILY**
No. 4 to Cheyenne; No. 10 to Kansas City; Wabash 10 to St. Louis.
Club Lounge Car Service ⊗ . Los Angeles to St. Louis.
Standard Sleeping Cars Los Angeles to St. Louis—6 Sections, 6 Roomettes, 4 Double Bedrooms.
Los Angeles to Ogden—12 Sections, D. R. (No. 47 north of Salt Lake City).
Los Angeles to Cedar City—10 Sections, D. R., Compts. (No. 301 Lund to Cedar City; last car Sept. 24).
Cedar City to Salt Lake City—10 Sections, D. R., Compts. (No. 302 to Lund; last car Sept. 25).
Denver to Kansas City—6 Sections, 6 Roomettes, 4 Double Bedrooms.
Green River to St. Louis—10 Sections, D. R., Compt. (No. 12 from Portland).
Cheyenne to St. Louis—6 Sections, 6 Roomettes, 4 Double Bedrooms (No. 28 from San Francisco).
Reclining Seat Coaches Los Angeles to St. Louis (48 seats—all reserved).
Green River to St. Louis (48 seats—all reserved—No. 12 from Portland).
Cheyenne to St. Louis (2 cars—96 seats—all reserved).
Dining Car A la carte and club or table d'hote service.

★ **NO. 38—PONY EXPRESS—DAILY**

Club Lounge Car ⊗ Los Angeles to Denver.
Standard Sleeping Cars Los Angeles to Kansas City—12 Sections, D. R.
Los Angeles to Ogden—12 Sec., D. R. (22 to Chicago).
Los Angeles to Butte—10 Sec., 3 Double Bedrooms. (No. 29 north of Salt Lake City).
Salt Lake City to Denver—12 Sections, D. R.
Salt Lake City to Denver—6 Sections, 6 Roomettes, 4 Double Bedrooms.
Ogden to Denver—12 Sections, D. R. (S.P. 22 from San Francisco).
Reclining Seat Coaches Los Angeles to Kansas City.
Ogden to Kansas City (S.P. 24 from San Francisco).
Dining Car A la carte and club or table d'hote service.

Footnotes for Page 15

⊗ Club and lounge cars are for the exclusive use of standard sleeping car passengers.
★ Regularly assigned through cars air-conditioned.
⊠ Conditional stop; see Table 24.
■ Motor Bus connection effective September 26. Train service until September 25.
♦ Motor Bus connections with main line trains at East Los Angeles.
(f) Stops only on signal. ▲ Motor bus between Lund and Cedar City.
(C.T.) Central time. (M.T.) Mountain time. (P.T.) Pacific time.

ADVANTAGES OF COAST-TO-COAST SLEEPING CAR SERVICE

- The schedules shown in Tables A and B on pages 8 to 11 of this folder provide a completely new service for the coast-to-coast traveler, at No Extra Fare.
- This service eliminates the necessity of changing trains or transferring from one station to another in Chicago.
- It gives the traveler a choice of three fine routes between the Atlantic Coast and Chicago, and the service of the famous Overland Route between Chicago and California.

For Dependable Transportation—Be Specific, Say "UNION PACIFIC"

ST. LOUIS and KANSAS CITY to SAN FRANCISCO via Denver

Table E Condensed Schedules All Trains Daily. Includes routes for Wabash, Kansas City Union Pacific, and Southern Pacific.

Equipment for Page 16

★ NO. 9-3-27—STREAMLINER—CITY OF ST. LOUIS—UTAH—SAN FRANCISCO OVERLAND—DAILY

Wabash 9 to Kansas City; 9 to Cheyenne; 3 to Ogden; S. P. 27 to San Francisco. Club Lounge Car Service... Standard Sleeping Cars...

★ NO. 37-21—PONY EXPRESS—PACIFIC—DAILY

No. 37 to Ogden; S. P. No. 21 to San Francisco. Club Lounge Car Service... Observation Sleeping Car... Standard Sleeping Cars...

★ NO. 28-10—SAN FRANCISCO OVERLAND—STREAMLINER CITY OF ST. LOUIS—DAILY

S. P. 28 to Ogden; 28 to Cheyenne; 10 to Kansas City; Wabash 10 to St. Louis. Club Lounge Car Service... Standard Sleeping Cars...

★ NO. 22-38—PACIFIC—PONY EXPRESS—DAILY

S. P. No. 22 to Ogden; No. 38 to Kansas City. Club Lounge Car Service... Observation Sleeping Car... Standard Sleeping Cars...

Footnotes for Page 16

Club and lounge cars are for the exclusive use of standard sleeping car passengers. Conditional stop; see Table 24. Regularly assigned through cars air-conditioned.

(C.T.) Central Time. (M.T.) Mountain time. (P.T.) Pacific time.

Time from 12.01 midnight to 12.00 noon shown in light face type. Time from 12.01 noon to 12.00 midnight shown in heavy face type.

ST. LOUIS and KANSAS CITY to PORTLAND and SEATTLE via Denver

Table F Condensed Schedules All Trains Daily. Includes routes for Idahoan-Streamliner, Pony Express, and various Pacific Northwest destinations.

Equipment for Page 17

★ NO. 9-3-11—STREAMLINER CITY OF ST. LOUIS—IDAHOAN—DAILY

Wabash 9 to Kansas City; 9 to Cheyenne; 3 to Green River; 11 to Portland. Club Lounge Car Service... Standard Sleeping Cars...

★ NO. 12-4-10—IDAHOAN—STREAMLINER CITY OF ST. LOUIS—DAILY

No. 12 to Green River; No. 4 to Cheyenne; No. 10 to Kansas City; Wabash 10 to St. Louis. Club Lounge Car Service... Standard Sleeping Cars...

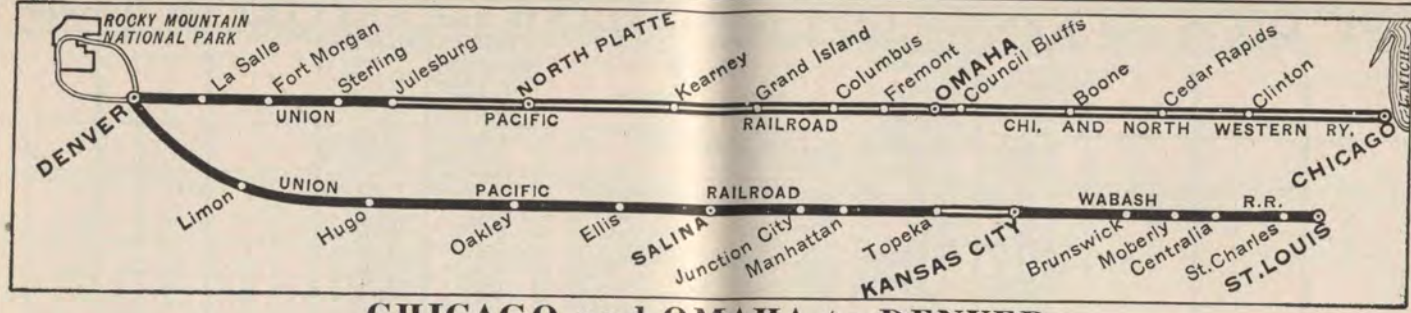
★ NO. 18-38—PORTLAND ROSE—PONY EXPRESS—DAILY

No. 18 to Denver; No. 38 to Kansas City. Club Lounge Car... Observation Sleeping Car... Standard Sleeping Cars...

Footnotes for Page 17

Club and lounge cars are for the exclusive use of standard sleeping car passengers. West Yellowstone, Montana, is gateway to Yellowstone National Park. Service during summer season only, about June 20 to September 10.

Regularly assigned through cars air conditioned. Conditional stop; see Table 24. Motor bus. This service is provided passengers arriving or departing Shoshone and holding through rail tickets to and from Ketchum and room reservations at Sun Valley.



CHICAGO and OMAHA to DENVER

Table G Condensed Schedules All Trains Daily		Streamliner City of Denver 111 Example	Columbine 53 Example
C. & N. W.			
Lv Chicago (C.T.)		5.00 SUN	
Ar Omaha		12.45 MON	
C. & N. W.			
Lv Minneapolis (C.T.)	(201-2-201)	9.00 SUN	(201-2-201) 9.00 MON
" St. Paul		9.40 "	9.40 "
" Sioux City		4.55 "	4.55 "
Ar Omaha		7.35 SUN	7.35 MON
Union Pacific			
Lv Omaha (C.T.)		12.55 MON	No. 1 7.00 MON 9.55 MON
" Fremont		7.00 "	7.57 "
" Schuyler		8.34 "	9.01 "
" Columbus		2.05 "	9.57 "
" Central City		2.59 "	10.40 "
" Grand Island		3.33 "	11.59 MON
" Kearney		12.53 TUE	12.38 TUE
" Lexington		2.40 "	2.50 TUE
Ar North Platte (C.T.)		4.47 "	
Lv North Platte (M.T.)		3.50 "	
" Ogallala		3.15 "	
" Julesburg		4.59 "	
" Sterling		5.47 "	
" Fort Morgan		6.40 "	
" La Salle		7.05 "	
Ar Denver (M.T.)		8.00 MON	9.30 TUE

Equipment for Table G

★ NO. 111—Streamliner CITY OF DENVER—DAILY
Train runs via C. & N. W. to Omaha; thence U. P.

Club Lounge Car @ Chicago to Denver.
Observation Sleeping Car @ Chicago to Denver—6 Double Bedrooms.
Standard Sleeping Cars... Chicago to Denver—8 Sections, 3 Double Bedrooms.
Chicago to Denver—4 Roomettes, 3 Compartments,
1 Drawing-room, 4 Double Bedrooms.
Chicago to Denver (2 cars—one with 48 and one with 50 reclining seats—all reserved).
Coaches... A la carte and club or table d'hote service.
Dining Car... A la carte and club or table d'hote service.

★ NO. 53—COLUMBINE—DAILY
Standard Sleeping Car... Omaha to Denver—12 Sections, 2 Double Bedrooms (In No. 1 to North Platte).
Reclining Seat Coaches... Omaha to Denver (2 cars).
Dining Car... Breakfast only.

DENVER to OMAHA and CHICAGO

Table G Condensed Schedules All Trains Daily		Streamliner City of Denver 112 Example	Columbine 54 Example
Union Pacific			
Lv Denver (M.T.)		5.00 SUN	4.30 SUN
" La Salle		5.43 "	5.30 "
" Fort Morgan		6.57 "	7.50 "
" Sterling		7.44 "	9.20 "
" Julesburg		8.47 "	10.00 "
" Ogallala		9.50 "	11.10 SUN
Ar North Platte (M.T.)		8.47 "	NO. 14 12.30 MON
Lv North Platte (C.T.)		9.50 "	2.23 "
" Lexington		10.59 "	f 1.45 "
" Kearney		11.35 SUN	3.25 "
" Grand Island		12.23 MON	4.55 "
" Central City		6.32 "	f 3.52 "
" Columbus		6.56 "	4.37 "
" Schuyler		7.42 "	f 4.57 "
" Fremont		8.50 MON	5.32 "
Ar Omaha... Union Pacific		1.40 MON	6.30 MON
C. & N. W.			
Lv Omaha		1.50 MON	7.15 MON
Ar Chicago (C.T.)		9.35 MON	7.15 MON
C. & N. W.			
Lv Omaha	(204-9-204)	9.00 MON	(204-9-204) 9.00 MON
Ar Sioux City		12.01 "	12.01 "
" St. Paul		6.55 "	6.55 "
Ar Minneapolis (C.T.)		7.30 MON	7.30 MON

Equipment for Table G

★ NO. 112—Streamliner CITY OF DENVER—DAILY
Train runs via C. & N. W. east of Omaha.

Club Lounge Car @ Denver to Chicago.
Observation Sleeping Car @ Denver to Chicago—6 Double Bedrooms.
Standard Sleeping Cars... Denver to Chicago—12 Sections (2 cars).
Denver to Chicago—8 Sections, 3 Double Bedrooms.
Denver to Chicago—4 Roomettes, 3 Compartments,
1 Drawing-room, 4 Double Bedrooms.
Denver to Chicago (2 cars—one with 48 and one with 50 reclining seats—all reserved).
Coaches... A la carte and club or table d'hote service.
Dining Car... A la carte and club or table d'hote service.

★ NO. 54—COLUMBINE—DAILY
Standard Sleeping Car... Denver to Omaha—12 Sections, 2 Double Bedrooms (In No. 14 east of North Platte).
Reclining Seat Coaches... Denver to Omaha (in No. 14 east of North Platte).
Denver to Omaha (in No. 54).
Dining Car... Evening meal only.

Footnotes for Page 18

⊙ Club and lounge cars are for the exclusive use of standard sleeping car passengers. (C.T.) Central time. (M.T.) Mountain time.
★ Regularly assigned through cars air-conditioned. Time from 12.01 midnight to 12.00 noon shown in light face type.
⊠ Conditional stop; see Tables 1 or 17. (f) Stops only on signal. Time from 12.01 noon to 12.00 midnight shown in heavy face type.

ST. LOUIS — KANSAS CITY — DENVER

Local 39 Example	Pony Express 37 Example	Streamliner City of St. Louis 9 Example	Table H All Trains Daily. For Complete Schedules See Table 17	Streamliner City of St. Louis 10 Example	Pony Express 38 Example	Local 40 Example
	4.00 SU	4.00 SU	Wabash St. Louis (C.T.)... Ar	1.00 MO	7.30 MO	
	9.00 SU	9.00 SU	Kansas City... Lv	8.00 MO	11.55 SU	
6.30 SU	11.30 SU	9.30 SU	Union Pacific Kansas City... Ar	7.45 MO	11.50 SU	12.15 SU
6.38 "	11.38 SU	9.38 SU	Lawrence... " "	6.34 "	10.50 "	11.25 "
7.30 "	12.25 MO	10.38 "	Topeka... " "		10.20 "	10.55 "
8.15 "	1.05 "		St. Marys... " "			11.15 "
8.43 "			Wamego... " "			9.58 "
9.00 "			Fort Riley... " "	5.45 "	9.10 "	9.40 "
9.30 "	2.10 "	11.27 "	Manhattan... " "			9.18 "
9.53 "	2.35 "		Junction City... " "	5.20 "	8.35 "	9.10 "
10.10 "	3.05 "	11.55 SU	Chapman... " "			f 8.42 "
110.26 "			Detroit... " "			f 8.36 "
110.32 "			Ablene... " "		7.45 "	8.30 "
10.40 "	3.37 "		Solomon... " "			8.16 "
10.52 "	4.30 "	12.43 MO	Salina... " "	4.25 "	7.10 "	8.00 SU
11.15 SU	6.54 "	2.25 "	Hays... " "	2.46 "	5.00 "	
Ar	8.05 "	2.55 "	Ellis (C.T.)... Lv	2.30 "	4.40 "	
	7.20 "	2.00 "	Ellis (M.T.)... Ar	1.25 "	3.35 "	
	9.10 "	3.12 "	Oakley... Lv	12.09 MO	1.53 "	
	12.50 "	5.42 "	Hugo... " "	9.47 SU	10.58 "	
	1.18 "	6.01 "	Limon... " "		10.32 "	
	3.30 MO	7.40 MO	Denver (M.T.)... Lv	8.00 SU	8.50 SU	

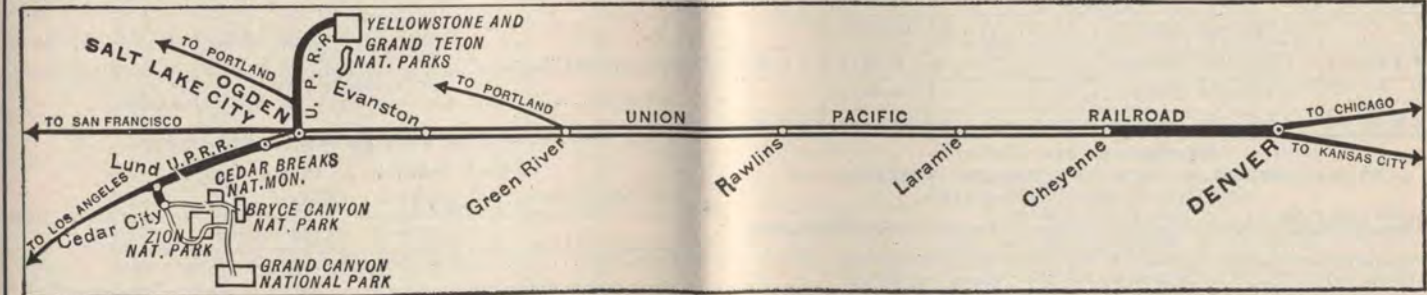
★ NO. 37—PONY EXPRESS—DAILY
Standard Sleeping Cars... Kansas City to Denver—12 Sections, D. R. (for Los Angeles).
Tourist Sleeping Car... Kansas City to Denver—16 Sec. (for San Francisco).
Coaches... Kansas City to Denver.
Dining Car... A la carte and club or table d'hote service.

Equipment for Table H

★ NO. 9—Streamliner CITY OF ST. LOUIS—DAILY
Wabash 9 to Kansas City; U. P. 9 to Denver.
Club Lounge Car @ St. Louis to Denver.
Standard Sleeping Cars... Kansas City to Denver—6 Sections, 6 Roomettes, 4 Double Bedrooms.
St. Louis to Denver—10 Sections, D. R., Compt. (for Portland).
St. Louis to Denver—6 Sections, 6 Roomettes, 4 Double Bedrooms—(2 cars—1 each for Los Angeles and San Francisco).
Reclining Seat Coaches... St. Louis to Denver (192 seats—all reserved) (4 cars—2 for Cheyenne, 1 each for Los Angeles and Portland).
Dining Car... A la carte and club or table d'hote service.

★ NO. 10—Streamliner CITY OF ST. LOUIS—DAILY
U. P. 10 to Kansas City; Wabash 10 to St. Louis.
Club Lounge Car @ Denver to St. Louis.
Standard Sleeping Cars... Denver to Kansas City—6 Sections, 6 Roomettes, 4 Double Bedrooms.
Denver to St. Louis—10 Sections, D. R., Compt. (from Portland).
Denver to St. Louis—6 Sections, 6 Roomettes, 4 Double Bedrooms—(2 cars—1 each from Los Angeles and San Francisco).
Reclining Seat Coaches... Denver to St. Louis (192 seats—all reserved) (4 cars—2 from Cheyenne, 1 each from Los Angeles and Portland).
Dining Car... A la carte and club or table d'hote service.

★ NO. 38—PONY EXPRESS—DAILY
Standard Sleeping Cars... Denver to Kansas City—12 Sections, D. R. (from Los Angeles).
Tourist Sleeping Car... Denver to Kansas City—16 Sec. (from San Francisco).
Coaches... Denver to Kansas City.
Dining Car... A la carte and club or table d'hote service.



DENVER — SALT LAKE CITY

Pony Express 37 Example	City of St. Louis-Utah 9-3 Example	Table J Condensed Schedules All Trains Daily	Utah-City of St. Louis 4-10 Example	Pony Express 38 Example
5.20 SUN	7.55 SUN	Denver (M.T.)... Ar	7.45 SUN	7.45 MON
6.07 "		La Salle... Ar		
Via Borle	10.45 "	Lv Cheyenne... Ar	5.00 "	Via Borle
9.05 SUN	12.25 "	Laramie... Lv	3.35 "	4.00 MON
11.45 SUN	2.45 "	Rawlins... "	1.15 "	1.38 MON
2.45 MON	5.45 "	Green River... "	10.30 "	10.55 SUN
5.00 "	7.53 "	Evanston... "	8.13 "	8.48 "
6.45 "	9.45 "	Ogden... "	6.20 "	6.50 "
8.10 MON	11.00 SUN	Ar Salt Lake City... Lv	5.00 SUN	5.20 SUN

Equipment for Table J

★ NO. 37—PONY EXPRESS—DAILY
Club Lounge Car @ Denver to Salt Lake City.
Standard Sleeping Cars... Denver to Salt Lake City—6 Sections, 6 Roomettes, 4 Double Bedrooms.
Denver to Salt Lake City—12 Sections, D. R.
Denver to Salt Lake City—12 Sections, D. R. (from Kansas City to Los Angeles).
Denver to Ogden—12 Sections, D. R. (for San Francisco in S. P. 21).
Tourist Sleeping Car... Denver to Ogden—16 Sec. (for San Fran. in S. P. 23).
Coaches... Denver to Salt Lake City.
Dining Car... A la carte and club or table d'hote service.

★ NO. 9-3—Streamliner CITY OF ST. LOUIS—UTAH—DAILY
No. 9 to Cheyenne; No. 3 to Salt Lake City.
Club Lounge Car Service @ Denver to Salt Lake City.
Standard Sleeping Cars... Denver to Salt Lake City—6 Sections, 6 Roomettes, 4 Double Bedrooms (from St. Louis to Los Angeles).
Denver to Ogden—6 Sections, 6 Roomettes, 4 Double Bedrooms (from St. Louis to San Francisco).
Reclining Seat Coach... Denver to Salt Lake City (48 seats—all reserved; from St. Louis to Los Angeles).
Dining Car... A la carte and club or table d'hote service.

★ NO. 4-10—UTAH—Streamliner CITY OF ST. LOUIS—DAILY
No. 4 to Cheyenne; No. 10 to Denver.
Club Lounge Car Service @ Salt Lake City to Denver.
Standard Sleeping Cars... Salt Lake City to Denver—6 Sections, 6 Roomettes, 4 Double Bedrooms (from Los Angeles to St. Louis).
Reclining Seat Coach... Salt Lake City to Denver (48 seats—all reserved; from Los Angeles to St. Louis).
Dining Car... A la carte and club or table d'hote service.

★ NO. 38—PONY EXPRESS—DAILY
Club Lounge Car @ Salt Lake City to Denver.
Standard Sleeping Cars... Salt Lake City to Denver—6 Sections, 6 Roomettes, 4 Double Bedrooms.
Salt Lake City to Denver—12 Sections, D. R. (from Los Angeles).
Ogden to Denver—12 Sections, D. R. (in S. P. 22 from San Francisco).
Tourist Sleeping Car... Ogden to Denver—16 Sec. (in S.P. 24 from San Fran.).
Coach... Salt Lake City to Denver.
Dining Car... A la carte and club or table d'hote service.

Footnotes for Page 19

⊙ Club and lounge cars are for the exclusive use of standard sleeping car passengers.
★ Regularly assigned through cars air-conditioned. ⊠ Conditional stop; see table 24.
⊠ Conditional stop; see table 30. ⊙ Carries coaches only.
(C.T.) Central time. (M.T.) Mountain time. (P.T.) Pacific time.
Time from 12.01 midnight to 12.00 noon shown in light face type.
Time from 12.01 noon to 12.00 midnight shown in heavy face type.



CHICAGO — OMAHA — SPOKANE

No. 105 - Bus Example	No. 21-17-66 Example	Table K Condensed Schedules All Trains Daily	No. 65-18-22 Example	Bus No. 106 Example
4.55 SUN	8.10 SUN	Lv Chicago (C.T.) C. & N. W. Ar	8.15 WED	12.30 TUE
1.40 MON	8.30 MON	Lv Omaha (Union Pacific) Ar	7.50 TUE	3.50 "
5.27 "	2.00 "	Lv North Platte (C.T.) Ar	1.25 "	12.03 TUE
4.30 "	1.10 "	Lv North Platte (M.T.) Ar	12.15 "	11.00 MON
8.00 "	6.25 MON	Lv Cheyenne Ar	7.55 TUE	8.00 "
6.10 "	10.05 TUE	Lv Pocatello Ar	5.30 MON	10.00 "
10.15 MON	3.45 "	Lv Boise Ar	11.50 "	6.00 "
12.10 TUE	6.45 "	Ar Huntington (M.T.) Ar	9.05 "	3.45 "
11.20 MON	6.00 "	Lv Huntington (P.T.) Ar	7.55 "	2.35 MON
3.47 TUE	11.55 TUE	Lv Pendleton Ar	2.25 "	9.43 SUN
9.00 TUE	12.45 WED	Lv Pendleton Ar	1.30 MON	9.20 SUN
	3.35 WED	Ar Wallula Ar	11.30 SUN	
	8.05 WED	Ar Yakima Ar	7.10 SUN	
10.32 TUE	5.30 WED	Ar Walla Walla Ar	9.45 SUN	7.46 SUN
	5.15 WED	Ar Ayer Ar	10.00 SUN	
4.05 TUE	8.25 WED	Ar Lewiston Ar	6.20 SUN	4.30 SUN
	9.15 WED	Ar Moscow Ar	5.45 SUN	
3.50 TUE	7.50 WED	Ar Spokane (P.T.) Ar	7.40 SUN	2.15 SUN

Equipment for Table K
*** NO. 105—Streamliner CITY OF PORTLAND—DAILY**
 No. 105 to Pendleton; Bus to Spokane.
 Club Lounge Car @ Chicago to Pendleton.
 Standard Sleeping Cars Chicago to Pendleton—Drawing rooms, Compts., Bed-rooms, Roomettes, Sections.
 Reclining Seat Coaches Chicago to Pendleton—(all seats reserved).
 Dining Car A la carte and club or table d'hote service.

*** NO. 21-17-66—PACIFIC—DAILY**
 No. 21 to Green River; No. 17 to Pendleton; No. 66 to Spokane.
 Club Lounge Car Service @ . Chicago to Pendleton.
 Standard Sleeping Cars Chicago to Omaha—12 Sections, D.R. (to Los Angeles).
 Chicago to Pendleton—12 Sections, D.R. (to Portland).
 Pocatello to Spokane—12 Sections, D.R. (No. 33 from Salt Lake City).
 Reclining Seat Coaches Chicago to Pocatello (for Portland); Pocatello to Spokane (No. 17 from Denver).
 Dining Car A la carte and club or table d'hote service.

*** NO. 65-18-22—PACIFIC—PORTLAND ROSE—DAILY**
 No. 65 to Pendleton; No. 18 to Green River; No. 22 to Chicago.
 Club Lounge Car Service @ . Pendleton to Chicago.
 Standard Sleeping Cars Pendleton to Chicago—12 Sec., D.R. (from Portland).
 Omaha to Chicago—12 Sections, D.R., (from Los Angeles).
 Spokane to Pocatello—12 Sections, D.R. (No. 34 to Salt Lake City).
 Reclining Seat Coaches Spokane to Pocatello (No. 18 to Denver); Pocatello to Chicago (from Portland).
 Dining Car A la carte and club or table d'hote service.

*** NO. 106—Streamliner CITY OF PORTLAND—DAILY**
 Bus to Pendleton; No. 106 to Chicago.
 Club Lounge Car @ Pendleton to Chicago.
 Standard Sleeping Cars Pendleton to Chicago—Drawing-rooms, Compts., Bed-rooms, Roomettes, Sections.
 Reclining Seat Coaches Pendleton to Chicago—(all seats reserved).
 Dining Car A la carte and club or table d'hote service.

ST. LOUIS — KANSAS CITY — SPOKANE

No. 37-17-66 Example	Table L Condensed Schedules All Trains Daily	No. 65-18-38 Example
4.00 SUN	Lv St. Louis (C.T.) Wabash Ar	7.30 WED
9.00 "	Ar Kansas City Ar	11.55 TUE
11.30 SUN	Lv Kansas City (Union Pacific) Ar	11.50 "
5.05 MON	Ar Denver (M.T.) Ar	8.10 TUE
10.05 TUE	Ar Pocatello Ar	5.30 MON
11.55 TUE	Ar Pendleton (P.T.) Ar	2.25 "
12.45 WED	Lv Pendleton Ar	1.30 "
2.50 "	Lv Wallula Ar	12.20 MON
3.35 WED	Ar Wallula Ar	11.30 SUN
8.05 WED	Ar Yakima Ar	7.10 SUN
5.30 "	Ar Walla Walla Ar	9.45 "
3.55 "	Lv Wallula Ar	11.10 "
5.15 "	Ar Ayer Ar	10.00 "
8.25 "	Ar Lewiston Ar	6.20 "
9.15 "	Ar Moscow Ar	5.45 "
5.15 "	Lv Ayer Ar	10.00 "
7.22 "	Lv Cheney Ar	8.06 "
7.50 WED	Ar Spokane (P.T.) Ar	7.40 SUN

Equipment for Table L
*** NO. 37-17-66—PONY EXPRESS—PORTLAND ROSE—DAILY**
 No. 37 to Denver; No. 17 to Pendleton; No. 66 to Spokane.
 Observation Sleeping Car @ . Denver to Pendleton—10 Sections (to Portland).
 Standard Sleeping Cars Denver to Pendleton—10 Sections, 3 Double Bedrooms (to Portland).
 Denver to Pendleton—12 Sections, D.R. (to Portland).
 Pocatello to Spokane—12 Sections, D.R. (No. 33 from Salt Lake City).
 Kansas City to Denver—12 Sec., D.R. (to Los Angeles).
 Reclining Seat Coaches Kansas City to Pendleton; Denver to Spokane.
 Dining Car A la carte and club or table d'hote service.

*** NO. 65-18-38—PORTLAND ROSE—PONY EXPRESS—DAILY**
 No. 65 to Pendleton; No. 18 to Denver; No. 38 to Kansas City.
 Observation Sleeping Car @ . Pendleton to Denver—10 Sections (from Portland).
 Standard Sleeping Cars Spokane to Pocatello—12 Sec., D.R. (No. 34 to Salt Lake City).
 Pendleton to Denver—10 Sec., 3 Double Bedrooms (from Portland).
 Pendleton to Denver—12 Sec., D.R. (from Portland).
 Denver to Kansas City—12 Sec., D.R. (from Los Angs).
 Reclining Seat Coaches Spokane to Denver.
 Dining Car Pendleton to Kansas City.
 A la carte and club or table d'hote service.

Footnotes for Page 20
 @ Club and lounge cars are for the exclusive use of standard sleeping car passengers.
 * Regularly assigned through cars air-conditioned.
 † Via Overland Greyhound Bus north of Pendleton.

(C.T.) Central time. (M.T.) Mountain time. (P.T.) Pacific time.
 Time from 12.01 midnight to 12.00 noon shown in light face type.
 Time from 12.01 noon to 12.00 midnight shown in heavy face type.

CHICAGO — ST. LOUIS — KANSAS CITY — WEST YELLOWSTONE — VICTOR

No. 1-9-3-11-35-55 Example	Table O (Summer Season) All Trains Daily	No. 56-36-12-4-10-28 Example
12.01 SUN	Lv Chicago (C.T.) C. & N. W. Ar	1.00 TUE
9.30 SUN	Ar Omaha Ar	3.25 "
9.55 SUN	Lv Omaha (Union Pacific) Ar	3.05 TUE
6.35 MON	Ar Cheyenne (M.T.) Ar	5.25 MON
4.00 SUN	Lv St. Louis (C.T.) (Wab.) Ar	1.00 TUE
9.00 "	Ar Kansas City Ar	8.00 "
9.30 SUN	Lv Kansas City Ar	7.45 TUE
7.40 MON	Ar Denver (M.T.) Ar	8.00 MON
7.55 "	Lv Denver Ar	7.45 "
10.20 MON	Ar Cheyenne Ar	5.35 MON
10.45 MON	Lv Cheyenne (M.T.) Ar	5.00 MON
5.25 "	Ar Green River Ar	10.30 "
6.50 "	Lv Green River Ar	10.00 "
11.15 MON	Ar Pocatello Ar	4.30 "
2.30 "	Lv Pocatello Ar	1.40 "
3.25 "	Lv Idaho Falls Ar	12.05 MON
5.00 TUE	Ar Ashton Ar	10.15 SUN
7.30 TUE	Lv Ashton Ar	10.00 SUN
9.05 "	Ar Victor Ar	8.15 SUN
9.10 "	Ar Victor Ar	7.30 SUN
11.05 TUE	Ar W. Yellowstone (M.T.) Ar	7.30 SUN

*** NO. 1-3-11-35-55 (LOS ANGELES LIMITED—YELLOWSTONE SPEC.)**
*** NO. 9-3-11-35-55 —DAILY**
 No. 1 Chicago to Cheyenne (C. & N. W. east of Omaha); No. 9 St. Louis to Cheyenne (Wabash east of Kansas City); No. 3 to Green River; No. 11 to Pocatello; No. 35 to Ashton and West Yellowstone; No. 55 Ashton to Victor.
 Club Lounge Car Service @ . Chicago and St. Louis to Pocatello.
 Standard Sleeping Car Chicago to West Yellowstone—10 Sec., D.R., Compts. (last car Sept. 9).
 St. Louis to W. Yellowstone—Sections and rooms (requires car to car change after leaving Cheyenne).
 Coaches Chicago to Cheyenne; St. Louis to Pocatello; Pocatello to West Yellowstone and Victor (all seats reserved from Chicago and St. Louis to Pocatello).
 Dining Car A la carte and club or table d'hote service.

*** NO. 56-36-12-4-10-28—YEL'STONE SPEC.—SAN FRAN. OV'LAND—Daily**
 No. 56 Victor to Ashton; No. 36 W. Yellowstone and Ashton to Pocatello; No. 12 to Green River; No. 4 to Cheyenne; No. 10 Cheyenne to St. Louis; No. 28 to Chicago. C. & N. W. east of Omaha; Wabash east of Kansas City.
 Club Lounge Car Service @ . Pocatello to St. Louis and Chicago.
 Standard Sleeping Cars W. Yellowstone to Chicago—10 Sec., D.R., Compts. (last car Sept. 11).
 West Yellowstone to St. Louis—Sections and rooms. (requires car to car change after leaving Pocatello).
 Coaches Victor and W. Yellowstone to Pocatello; Pocatello to Cheyenne and St. Louis; Cheyenne to Chicago (all seats reserved east of Pocatello).
 Dining Car A la carte and club or table d'hote service.

LOS ANGELES — SALT LAKE CITY — WEST YELLOWSTONE — BUTTE

Northwest Special 33 Example	Butte Special 38-29 Example	Yellowstone Special 38-29 35-55 Example	Table R All Trains Daily	Yellowstone Special 56-36 30-37 Example	Butte Special 30-37 Example	Northwest Special 34-3 Example
6.00 SU	6.00 SU	Lv Los Angeles (P.T.) Ar	7.15 TU	7.15 TU	4.00 MO	
6.25 "	6.25 "	Ar East Los Angeles Ar	6.40 "	6.40 "	3.40 "	
7.50 "	7.50 "	Ar Riverside Ar	5.05 "	5.05 "	2.35 "	
8.15 "	8.15 "	Ar San Bernardino Ar	4.35 "	4.35 "	2.10 "	
8.25 "	8.25 "	Lv San Bernardino Ar	4.25 "	4.25 "	2.05 "	
10.45 SU	10.45 SU	Ar Barstow Ar	2.05 TU	2.05 TU	11.59 "	
3.45 MO	3.45 MO	Ar Las Vegas Ar	8.45 MO	8.45 MO	8.10 "	
4.05 "	4.05 "	Lv Las Vegas Ar	8.25 "	8.25 "	7.55 "	
7.25 "	7.25 "	Ar Caliente (P.T.) Ar	5.05 "	5.05 "	5.10 "	
8.40 "	8.40 "	Lv Caliente (M.T.) Ar	5.50 "	5.50 "	6.00 "	
10.55 "	10.55 "	Lv Lund Ar	3.30 "	3.30 "	3.58 "	
11.35 "	11.35 "	Ar Milford Ar	2.40 "	2.40 "	3.15 "	
11.45 "	11.45 "	Lv Milford Ar	2.30 "	2.30 "	3.05 "	
1.35 "	1.35 "	Ar Lyndyl Ar	12.25 "	12.25 "	1.37 "	
1.45 "	1.45 "	Lv Lyndyl Ar	12.15 "	12.15 "	1.35 MO	
4.45 "	4.45 "	Ar Salt Lake City Ar	9.05 "	9.05 "	11.20 SU	
8.00 "	8.00 "	Lv Salt Lake City (MT.) Ar	8.00 "	8.00 "	10.15 "	
9.05 "	9.05 "	Ar Ogden Ar	7.00 "	7.00 "	9.15 "	
9.35 MO	9.35 MO	Lv Ogden Ar	6.35 "	6.35 "	8.55 "	
1.25 "	1.10 TU	Ar Pocatello Ar	3.15 "	3.15 "	5.35 "	
5.40 "	1.40 "	Lv Pocatello Ar	1.40 "	2.40 "	4.55 "	
6.20 "	2.23 "	Lv Blackfoot Ar	12.50 "	1.57 "	4.10 "	
7.25 MO	3.10 TU	Ar Idaho Falls Ar	12.05 MO	1.10 MO	3.25 SU	
7.30 MO		Lv Idaho Falls Ar	11.50 SU		3.10 SU	
8.35 "		Ar St. Anthony Ar	10.39 "		2.05 "	
9.05 "		Ar Ashton Ar	10.15 SU		1.35 "	
9.10 "		Lv Ashton Ar	10.00 SU		1.30 "	
11.05 MO		Ar Victor Ar	8.15 SU		11.40 SU	
		Ar West Yellowstone Ar	7.30 SU			
7.35 MO	3.10 TU	Lv Idaho Falls Ar		1.10 MO	3.25 SU	
8.51 "	4.32 "	Lv Dubois Ar		11.45 SU	1.50 "	
9.12 "	4.53 "	Lv Spencer Ar		11.22 "	1.25 "	
10.15 "	5.55 "	Ar Lima Ar		10.30 "	12.30 "	
10.25 "	6.05 "	Lv Lima Ar		10.15 "	12.15 "	
11.06 "	6.47 "	Lv Armostead Ar		9.33 "	11.30 "	
12.01 "	7.23 "	Lv Dillon Ar		8.58 "	10.53 "	
12.48 "	8.10 "	Lv Melrose Ar		8.03 "	10.03 "	
1.40 "	9.10 "	Ar Silver Bow Ar		7.05 "	9.10 "	
2.00 MO	9.30 TU	Ar Butte (M.T.) Ar		6.45 SU	8.50 SU	

Equipment for Table R
*** NO. 38-29-35-55—PONY EXPRESS—YELLOWSTONE SPEC.—DAILY**
 No. 38 to Salt Lake City; No. 29 to Butte; No. 35 Pocatello to Ashton and West Yellowstone; No. 55 Ashton to Victor.
 Club Lounge Car @ Los Angeles to Salt Lake City.
 Standard Sleeping Cars Los Angeles to Butte—10 Sections, 3 Double Bedrooms.
 Salt Lake City to Butte—12 Sections, D.R.
 Salt Lake to W. Yellowstone—10 Sec., D.R., Compts. (last car Sept. 10).
 Salt Lake City to West Yellowstone—10 Sec., 2 D.R. (last car Sept. 10).
 Reclining Seat Coaches Los Angeles to Salt Lake City; Salt Lake City to Butte.
 Pocatello to West Yellowstone and Victor.
 Dining Car A la carte and club or table d'hote service.

*** NO. 38-29—PONY EXPRESS—BUTTE SPECIAL—DAILY**
 No. 38 to Salt Lake City; No. 29 to Butte.
 Club Lounge Car @ Los Angeles to Salt Lake City.
 Standard Sleeping Cars Los Angeles to Butte—10 Sections, 3 Double Bedrms.
 Salt Lake City to Butte—12 Sections, D.R.
 Reclining Seat Coaches Los Angeles to Salt Lake City; Salt Lake City to Butte.
 Dining Car A la carte and club or table d'hote service.

*** NO. 33—NORTHWEST SPECIAL—DAILY**—Salt Lake City to Butte.
 Standard Sleeping Car Salt Lake City to Pocatello—12 Sections, D.R. (No. 17-66 Pocatello to Spokane—open 9:30 p.m.).
 Reclining Seat Coach Salt Lake City to Butte.
 Salt Lake City to Idaho Falls (No. 45 to Ashton).

*** NO. 56-36-30-37—YELLOWSTONE SPEC.—PONY EXPRESS—DAILY**
 No. 56 Victor to Ashton; No. 36 W. Yellowstone and Ashton to Pocatello; No. 30 to Salt Lake City; No. 37 to Los Angeles.
 Club Lounge Car @ Salt Lake City to Los Angeles.
 Standard Sleeping Cars Butte to Los Angeles—10 Sections, 3 Double Bedrooms.
 Butte to Salt Lake City—12 Sections, D.R.
 West Yellowstone to Salt Lake City—10 Sections, D.R. Compts. (last car Sept. 11).
 West Yellowstone to Salt Lake City—10 Sec., 2 D.R. (last car Sept. 11).
 Reclining Seat Coaches Victor and W. Yellowstone to Pocatello; Pocatello to Salt Lake City; Salt Lake City to Los Angeles.
 Dining Car Butte to Pocatello; Salt Lake City to Los Angeles.

*** NO. 30-37—BUTTE SPECIAL—PONY EXPRESS—DAILY**
 No. 30 to Salt Lake City; No. 37 to Los Angeles.
 Club Lounge Car @ Salt Lake City to Los Angeles.
 Standard Sleeping Cars Butte to Los Angeles—10 Sec., 3 Double Bedrooms.
 Butte to Salt Lake City—12 Sections, D.R.
 Reclining Seat Coaches Butte to Salt Lake City.
 Salt Lake City to Los Angeles.
 Dining Car Butte to Pocatello; Salt Lake City to Los Angeles.

*** NO. 34-3—NORTHWEST SPECIAL—DAILY**
 No. 34 to Salt Lake City; No. 3 to Los Angeles.
 Standard Sleeping Cars Pocatello to Salt Lake City—12 Sec., D.R. (No. 65-18 from Spokane).
 Salt Lake City to Los Angeles—Drawing rooms, Compts., Bedrooms, Roomettes, Sections.
 Reclining Seat Coaches Butte to Salt Lake City.
 Idaho Falls to Salt Lake City (No. 46 from Ashton).
 Salt Lake City to Los Angeles.
 Dining Car Pocatello to Ogden; Salt Lake City to Los Angeles.

Footnotes for Page 21
 @ Club and lounge cars are for the exclusive use of standard sleeping car passengers.
 * Regularly assigned through cars air-conditioned. (f) Stops only on signal.
 † Operates only during Yellowstone Park season, about June 20 to September 10.
 ‡ Schedules of Nos. 45 and 46 are approximate for service between Idaho Falls and Victor effective September 12.
 • Meal stop.
 (C.T.) Central time. (M.T.) Mountain time. (P.T.) Pacific time.
 Time from 12.01 midnight to 12.00 noon shown in light face type.
 Time from 12.01 noon to 12.00 midnight shown in heavy face type.

SALT LAKE CITY — BOISE — PENDLETON — SPOKANE

Table T Condensed Schedules All Trains Daily. Includes routes to Salt Lake City, Pocatello, Sun Valley, Shoshone, and Spokane.

Equipment for Table T. NO. 33-17-66—NORTHWEST SPECIAL—PORTLAND ROSE—DAILY. NO. 65-18-34—PORTLAND ROSE—NORTHWEST SPECIAL—DAILY.

Chicago — St. Louis — Sun Valley

Table V Condensed Schedules All Trains Daily. Includes routes to Chicago, St. Louis, and Sun Valley.

Equipment for Table V. NO. 105—Streamliner CITY OF PORTLAND—DAILY. NO. 9-3-11—Streamliner CITY OF ST. LOUIS—IDAHOAN—DAILY. NO. 106—Streamliner CITY OF PORTLAND—DAILY. NO. 12-4-10—IDAHOAN—Streamliner CITY OF ST. LOUIS—DAILY.

SALT LAKE CITY — BOISE — PORTLAND — SEATTLE

Table U Condensed Schedules All Trains Daily. Includes routes to Salt Lake City, Pocatello, Sun Valley, Shoshone, and Seattle.

Equipment for Table U. NO. 31-41-401—IDAHOAN—DAILY. NO. 33-17-457—NORTHWEST SPECIAL—PORTLAND ROSE—DAILY.

Footnotes for Page 22. Includes notes on club and lounge cars, regularly assigned through cars, motor bus service, and time from 12.01 noon to 12.00 midnight.

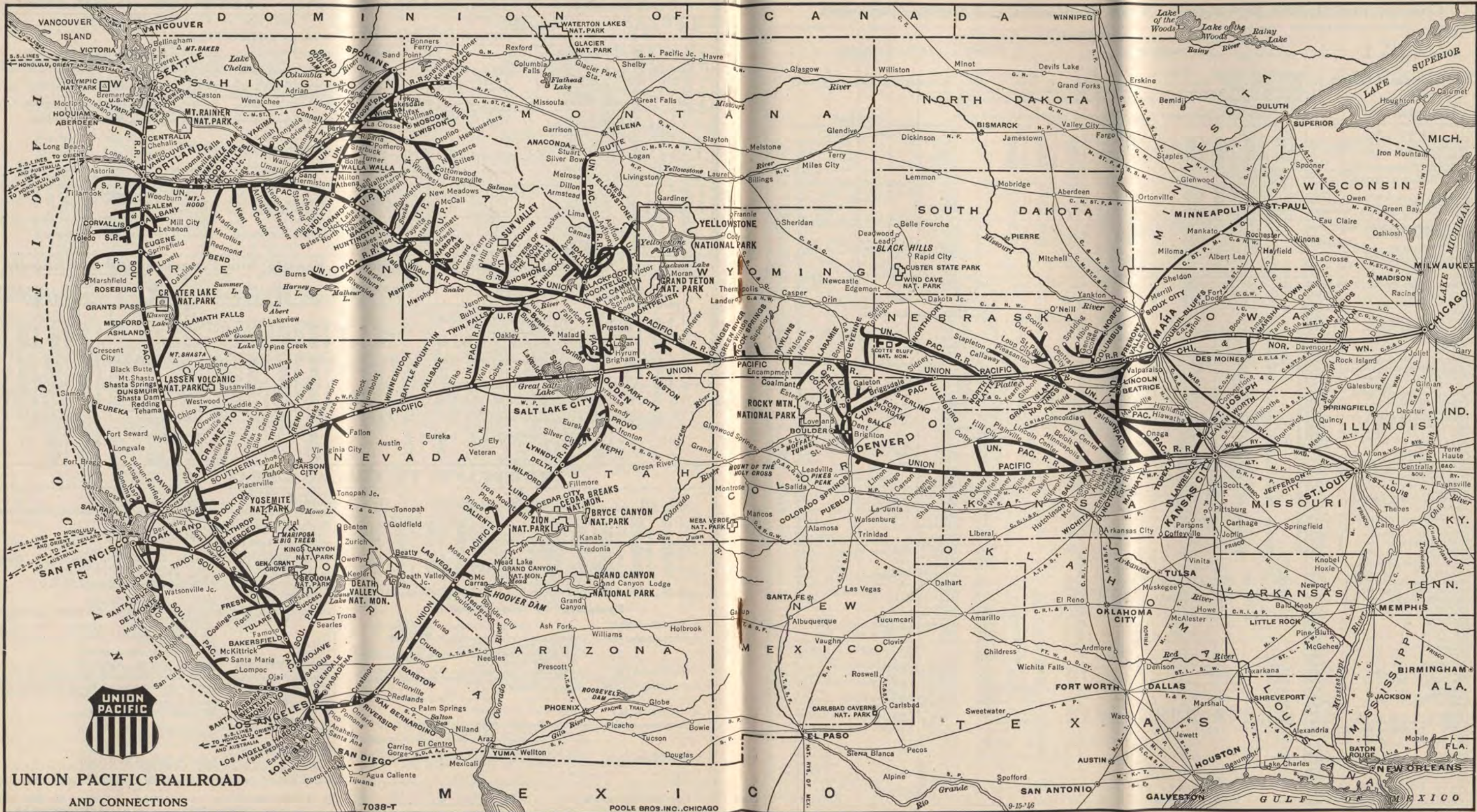
PORTLAND — WALLA WALLA — YAKIMA — LEWISTON — SPOKANE

Table W All Trains Daily—(Pacific Time). Includes routes to Portland, Walla Walla, Yakima, Lewiston, and Spokane.

Spokane, San Francisco and Los Angeles. Table X All Trains Daily (Pacific Time). Table Y All Trains Daily (Pacific Time).

Portland, Tacoma and Seattle. Table Z All Trains Daily. Includes routes to Portland, Tacoma, and Seattle.

Equipment for Tables Y and Z. NO. 401—DAILY. NO. 402—DAILY. NO. 403—DAILY. NO. 404—DAILY. NO. 405—DAILY. NO. 406—DAILY. NO. 407—DAILY. NO. 408—DAILY. NO. 409—DAILY. NO. 410—DAILY.



UNION PACIFIC RAILROAD
AND CONNECTIONS

7038-T

POOLE BROS. INC., CHICAGO

9-15-16

Chicago and Omaha to Colorado, Utah, California and Pacific Northwest

Chicago and Omaha to Colorado, Utah, California and Pacific Northwest

Table No. 1 The Overland Route WESTBOUND—Read Down. Columns include City, Streamliner, Mail and Express, and various train numbers. Includes notes on equipment and schedules.

Table No. 1 (Continued) The Overland Route WESTBOUND—Read Down. Columns include City, Streamliner, Mail and Express, and various train numbers. Includes notes on equipment and schedules.

FOOTNOTES FOR TABLE 1

- Carries only a coach for passengers; no dining car or sleeping cars. See page 42 for motor bus connections with U. P. trains at Fremont, Columbus and Grand Island. Nos. 1 and 103 do not operate into Ogden Union Station. Leaves U. P. Transfer Depot, Council Bluffs. Daily except Sunday. Stops only on signal. Stops to let off paying passengers from east of Cheyenne; also to take for Ogden or beyond. Stops to take on paying passengers for scheduled stops in Colorado. Stops to take paying standard Pullman passengers for Ogden or beyond; also to take on paying passengers for south of Ogden. Stops to let off paying passengers from Denver and east; also to take for north of Granger. Stops to take on paying passengers for north of Granger or south of Ogden; also to take on Pullman sleeping car passengers for Ogden and beyond. Stops to take on paying passengers for west of Ogden; also to let off paying passengers from east of Cheyenne. Stops to take on paying passengers for north of Granger or south of Ogden; also Pullman sleeping car passengers for west of Ogden. Stops to take paying passengers for Ogden or beyond. Stops to let off sleeping car passengers from Omaha and east; also to take for north of Granger or south of Ogden, and standard Pullman passengers for Ogden and beyond. Stops to take paying passengers for north of Granger. Stops to let off paying passengers who boarded this train east of Council Bluffs; also to take for west of Ogden. Stops to take on paying passengers for Salt Lake City or beyond. Stops to let off paying passengers from Chicago; also to take for Denver. Stops to take on paying passengers for Pocatello or beyond; also to let off from Cheyenne or beyond. Stops to take on paying passengers for west of Julesburg. Stops to let off paying passengers from Omaha and Denver or beyond; also to take for west of Ogden. Stops to let off paying passengers from east of Council Bluffs, and to let off Pullman sleeping car passengers from Omaha and beyond. Stops to let off paying passengers who boarded this train east of Council Bluffs; also to take on for Denver or Salt Lake City and beyond. Mileage shown on mile posts is from Council Bluffs. See General Information, page 2. See table No. 53 for connecting train service to and from St. Joseph, Mo.

For equipment, see pages 8 to 13, inclusive, and pages 18 and 21. For explanation of reference marks, see page 27.

For equipment, see pages 8 to 13, inclusive.

California, Pacific Northwest, Utah and Colorado to Omaha and Chicago

Table No. 2: The Overland Route. EASTBOUND—Read Down. From Pacific Coast. Columns include City, Streamliner, Los Angeles, San Francisco, Pacific, Mail and Express, Pony Express, Utah, Portland, Mixed Passenger, and Ex. Sun. Rows list various stations from San Francisco to Cheyenne.

Footnotes for Table 2

Carries only coaches for passengers; no dining car or sleeping car. See page 42 for motor bus connections with U. P. trains at Fremont, Columbus and Grand Island. Arrives U. P. Transfer Depot, Council Bluffs. Daily. Daily except Sunday. Stops only on signal. Stops to let off paying passengers from Salt Lake City or south; also to take for C&NW points east of Council Bluffs. Stops to let off paying passengers from Ogden, Granger or beyond. Stops to take on paying Standard Pullman passengers for Omaha and east. Stops to let off paying passengers from West of Ogden; also to take for Omaha or beyond. Stops to let off paying passengers from Salt Lake City or beyond. Stops to let off paying passengers from Cheyenne or beyond; also to take for Omaha. Stops to let off Standard Pullman passengers from Ogden or beyond; also let off paying passengers from south of Ogden. Stops to let off paying passengers from Pocatello and west; also to take for Cheyenne and east. Stops to let off paying passengers from Ogden or beyond. Stops to let off paying passengers from Cheyenne or beyond. Stops to let off paying passengers from west of Ogden or from Pocatello; also to take for C&NW points east of Council Bluffs. Stops to let off paying passengers from Cheyenne or beyond. Stops to let off paying passengers from Ogden or beyond. Stops to let off paying passengers from Granger or beyond. Conditional stop; ask agent. Stops to let off paying passengers from Denver; also to take for Chicago. Stops to take paying standard Pullman passengers for Omaha; also to let off paying passengers from Ogden, Granger or beyond. Mileage shown on mile posts is from Council Bluffs. See General Information, page 2. See Table No. 53 for connecting train service to and from St. Joseph, Mo.

For equipment, see pages 8 to 13, inclusive.

California, Pacific Northwest, Utah and Colorado to Omaha and Chicago

Table No. 2 (Continued): The Overland Route. EASTBOUND—Read Down. From Pacific Coast and From Colo. Columns include City, Streamliner, Los Angeles, San Francisco, Pacific, Mail and Express, Train Number, City of Denver, Columbine Valley, and North Platte. Rows list stations from Cheyenne to St. Paul and Minneapolis.

NOTE—There is bus line connection at Kimball, to and from Harrisburg, Gering and Scottsbluff.

For equipment, see pages 8 to 13, inclusive, and page 18. For explanation of reference marks see page 28.

Between Chicago, Omaha, Denver, Ogden, Salt Lake City and Los Angeles

WESTBOUND—Read Down

Table No. 3

The Overland Route

Table No. 3: The Overland Route. A detailed schedule table showing train routes between Chicago, Omaha, Denver, Ogden, Salt Lake City, and Los Angeles. It includes columns for station names, train numbers, and arrival/departure times.

Footnotes for Table 3

- Stops only to take or let off paying passengers to or from Omaha or beyond.
Nos. 1 and 2, and 103 and 104, do not operate into Ogden Union station.
Motor bus between Lund and Cedar City.
Via Borie Cut-off; not via Cheyenne.
Stops only on signal.
Stops to let off or take on paying passengers for the Utah parks.
Stops to take paying passengers for Los Angeles.
Stops to take paying passengers from Cedar City destined to Omaha or beyond.
Stops to let off paying passengers from Los Angeles; and to take for Salt Lake City or beyond.
See Tables 24 and 30 for service between St. Louis, Kansas City, Denver and Cheyenne.
Stops to take paying passengers for Salt Lake City or beyond.
Stops to let off or take on paying passengers.
Stops to let off paying passengers from Salt Lake City or beyond.
Mileage shown on mile posts is from Council Bluffs. See last paragraph under General Information, page 2.
Time from 12:01 midnight to 12:00 noon shown in light face type.
Motor bus connections effective September 26. Train service until September 25.
Time from 12:01 noon to 12:00 midnight shown in heavy face type.

The Seasoned Traveler Goes by Train

Between Chicago, Omaha, Denver, Ogden, Salt Lake City and Los Angeles

WESTBOUND—Read Down

Table No. 3 (Continued)

The Overland Route

Table No. 3 (Continued): The Overland Route. Continuation of the schedule table from page 30, showing routes from Salt Lake City to Los Angeles and other destinations.

Salt Lake City — Provo — Lyndyl

Table No. 4: Mountain Time. Schedule for Salt Lake City — Provo — Lyndyl routes, including mixed and motor bus services.

Salt Lake City — Smelter

Table No. 5: Mountain Time. Schedule for Salt Lake City — Smelter routes, including motor bus services.

Tintic — Mammoth — Silver City — Eureka

Table No. 6: Mountain Time. Schedule for Tintic — Mammoth — Silver City — Eureka routes, including motor bus services.

- Union Pacific Stages Motor Buses operated over public highways. See also section of General Information, page 2, for optional rail-motor bus ticketing arrangement.
Daily except Sundays and holidays.
This trip is made only when there are passengers to be carried.
Trains 301 and 302 operate until September 25, motor buses thereafter.

Daily motor coach service of the Union Pacific Stage Co., shown in tables 7, 8 and 9, is operated over public highways. Rail tickets are honored on these motor coaches.
(B) Stops to take on or let off passengers. (C) Operates on call only.

East Los Angeles — Pasadena — Glendale

Table No. 7: Pacific Time. Schedule for East Los Angeles — Pasadena — Glendale routes, including motor bus services.

East Los Angeles — Long Beach — San Pedro

Table No. 8: Pacific Time. Schedule for East Los Angeles — Long Beach — San Pedro routes, including motor bus services.

East Los Angeles — Whittier — Anaheim

Table No. 9: Pacific Time. Schedule for East Los Angeles — Whittier — Anaheim routes, including motor bus services.

Las Vegas — Boulder City — Hoover Dam

Table No. 10: Pacific Time. Schedule for Las Vegas — Boulder City — Hoover Dam routes, including motor bus services.

Between Chicago, Omaha, Denver, Ogden and San Francisco

Table No. 14 The Overland Route. WESTBOUND—Read Down and EASTBOUND—Read Up. Includes routes for C. & N.W., UNION PACIFIC, and SOUTHERN PACIFIC.

Footnotes for Page 32

- (f) Stops only on signal.
Via Borie Cut-off; not via Cheyenne.
A See tables 24 and 30 for service between St. Louis, Kansas City, Denver and Cheyenne.
B Stops to take paying passengers for Ogden or beyond.
K Stops to let off paying passengers from Ogden or beyond.
N Stops to let off paying passengers from points beyond Sparks.
O Stops to let off paying passengers from points beyond Ogden; also to take for Sacramento or beyond.
U Stops to take paying passengers for points beyond Ogden; also to let off from Sacramento or beyond.
See table 31 for service between Ogden and Salt Lake City.
Mileage shown on mile posts is from Council Bluffs. See General Information, page 2.
Leaves and arrives from Market Street station.
Leaves and arrives from Third Street station.

San Francisco, Sacramento and Los Angeles (Via Southern Pacific)

Table No. 15 and Table No. 16. Via Valley Line and Via Coast Line. Includes routes for San Francisco, Sacramento, and Los Angeles.

For equipment, see pages 10 to 16, inclusive.

Between Chicago, Omaha and Denver

Table No. 17 The Overland Route. All Trains Daily. WESTBOUND—Read Down and EASTBOUND—Read Up. Includes routes for UNION PACIFIC and The Overland Route.

Denver—La Salle—Ft. Collins

Table No. 18 (Mountain Time). Includes routes for Denver, La Salle, and Ft. Collins.

Footnotes for Page 33

- Omaha-Denver sleeping car is carried to North Platte in No. 1, thence in No. 53 to Denver.
Daily. (f) Stops only on signal. Mixed passenger train.
Stops to take on paying passengers for scheduled stops in Colorado.
Stops to let off paying passengers from Chicago; also to take for Denver.
Stops to take paying passengers for west of Julesburg.
Regular service only during Park summer season.
Stops to let off paying passengers from C. & N. W. stations east of Council Bluffs; also to take on paying passengers for Denver.
Yellow Cab Co., between La Salle and Greeley meets all trains. Arrange in advance with La Salle agent.
Stops to let off paying passengers from stations in Colorado.
Stops to let off paying passengers from Denver; also to take paying passengers for Chicago.
Stops to take paying passengers for east of La Salle.
Stops to take or let off paying passengers (reservations required either in Pullman car or coach).
Mileage shown on mile posts is from Council Bluffs. For explanation see General Information, page 2.
Time from 12:01 midnight to 12:00 noon is in light face type.
Time from 12:01 noon to 12:00 midnight shown in heavy face type.
Where no time shown, trains do not stop, except as indicated by reference marks.

Do You Know About Our Prepaid Ticket Order Plan?

- We have a plan whereby you may purchase, at your railroad station, an order for railroad service, to be used by a member of your family, or any other person you may designate, at some distant station.
This service offers a particularly safe and convenient way of providing tickets and other railroad service to students returning home at holiday and vacation time.
These prepaid orders may include railroad tickets, sleeping and parlor car tickets, and cash for meals and other incidentals. Your railroad agent will handle them for you—by telegraph if necessary—and they will be delivered without service charge to any person you may specify, anywhere in the United States or Canada.

UNION PACIFIC RAILROAD

For equipment, see pages 8, 9 and 18.

Between Chicago, Omaha and Spokane, Portland, Tacoma and Seattle

Table No. 20 The Overland Route. WESTBOUND-Read Down and EASTBOUND-Read Up. Includes routes for Chicago, Omaha, St. Paul, Omaha, Cheyenne, St. Louis, Kansas City, Denver, Cheyenne, and various points in Idaho, Utah, and Montana.

Footnotes for Pages 34 and 35

- Motor bus. This service is provided for passengers arriving or departing Shoshone and holding through rail tickets to and from Ketchum and room reservations at Sun Valley.
Through sleeping car daily to and from West Yellowstone during park summer season. Last car Sept. 11.
Connecting Sleeping Car service to and from West Yellowstone during park summer season. Last car Sept. 11.
Runs via Borie Cut-off, not via Cheyenne.
Daily.
Stops only on signal.
Daily except Sunday.
Stops to let off paying passengers from Tacoma and beyond; also to take on for Vancouver and beyond.
Stops to let off paying passengers from Portland or beyond; also to take on for Pocatello or beyond.
Stops to take paying passengers for Tacoma or beyond, and to let off from Portland or beyond.
Stops to take on paying passengers for Cheyenne and beyond; also to let off from Pendleton and beyond.
Stops to take on paying passengers for Umatilla and beyond.
No. 407 stops at East Olympia to let off paying passengers for Olympia that come from Portland or beyond. Bus to Olympia will be operated when passengers are reported.
Stops to take paying passengers for Vancouver and south and to let off from points north of Seattle.
Stops to take on or let off paying passengers.
Stops to let off paying passengers from Umatilla and beyond.
Stops to let off paying passengers from Pocatello or beyond.
Stops to take on paying passengers for Seattle and beyond, and to let off from Tacoma and beyond.
Stops to take paying passengers for Tacoma and beyond.
Stops to take paying passengers for Ogdén, Cheyenne or beyond; also to let off from Pendleton and beyond.
Stops to let off paying passengers from Vancouver and beyond, and to take for Tacoma and Seattle.
Stops to let off paying passengers from Portland and beyond on Tuesdays only.
(Continued on next page)

For equipment, see pages 12 to 17, inclusive.

Between Chicago, Omaha and Spokane, Portland, Tacoma and Seattle

Table No. 20 (Continued) The Overland Route. WESTBOUND-Read Down and EASTBOUND-Read Up. Includes routes for Huntington, Durkee, Pleasant Valley, Baker, Haines, North Powder, Telocaset, Union Jct., Hot Lake, La Grande, Kamela, Meacham, Gibbon, Cayuse, Pendleton, Walla Walla, Pendleton, Stanfield, Hermiston, Umatilla, Spokane, Umatilla, Boardman, Heppner, Arlington, Blalock, Rufus, Biggs, Celilo, The Dalles, Mosier, Hood River, Wyeth, Cascade Locks, Bonneville, Multnomah Falls, Bridal Veil, Rooster Rock, Troutdale, and Portland.

Footnotes for Pages 34 and 35

- Stops on flag on Sundays only.
For service between St. Louis, Kansas City, Denver and Cheyenne, see tables 24 and 30.
Stops to let off paying passengers from Tacoma or beyond; also to take for Portland or beyond.
Stops to let off paying passengers from Ogdén, Cheyenne, and beyond; also to take for Pendleton and beyond.
Stops to let off paying passengers from Vancouver and beyond and to take on for points beyond Seattle.
Stops to take paying passengers for south of Tacoma.
Stops to take paying passengers for south of Tacoma and to let off from Seattle.
Via North Puyallup.
Via Puyallup.
Stops to take on paying passengers for Portland and beyond.
Trains 407, 408, 457 and 458 carry passengers to and from East Olympia and Portland and Seattle. Bus service is only between East Olympia and Olympia, and operates daily to and from U. P. station at Olympia. Bus will handle only hand baggage for passengers.
Union Pacific rail tickets to or from certain stations (consult agent) are honored on Grays Harbor lines buses operating over public highway only through towns where time is shown.

Between Portland, Tacoma and Seattle

Table No. 20 (Continued) Pacific Time. Table with columns for 401, 459, 407, 457, Miles, 460, 408, 458, 402. Includes routes for Portland, Vancouver, Ridgefield, Woodland, Kalama, Kelso-Longview, Castle Rock, Vader, Winlock, Napavine, Chehalis, Centralia, Bucoda, Tenino, East Olympia, Olympia, East Olympia, Nisqually, Stellacoom, Tacoma, Tacoma 22, Puyallup, North Puyallup, Sumner, Auburn, Kent, Seattle 22, and Seattle.

Portland-Chehalis-Centralia-Hoquiam

Table No. 21 (Pacific Time). Table with columns for Motor Bus 459, Motor Bus 457, Motor Bus 401, Miles, Motor Bus 460, Motor Bus 408, Motor Bus 402. Includes routes for Portland, Chehalis, Centralia, Galvin, Heising Jct., Independence, Saginaw, South Elma, Montesano, Melbourne, Cosmopolis, Aberdeen, and Hoquiam.

Portland-Seattle-Tacoma-Olympia

Table No. 22 (Pacific Time). Table with columns for 407-Bus, 457-Bus, Motor Bus 458, Motor Bus 408, Motor Bus 423, Motor Bus 402. Includes routes for Portland, East Olympia, East Olympia, and Olympia.

For equipment, see pages 12 to 17, inclusive.

For explanation of reference marks, see page 34.

Between St. Louis, Kansas City, Topeka, Salina and Denver

Table No. 24 The Overland Route. Table No. 25 Kansas City - Junction City - Concordia. Table No. 26 Kansas City - Salina - Solomon - Beloit. Table No. 27 Kansas City - Salina - McPherson. Table No. 28 Kansas City - Salina - Plainville - Oakley. Includes columns for Motor, Passenger, Pony Express, and Streamliner services with various time and fare details.

For equipment see pages 14 to 21, inclusive. For explanation of reference marks, see page 37.

Between Denver, Cheyenne and Salt Lake City

Table No. 30 The Overland Route (Mountain Time). Table No. 31 Ogden - Echo - Coalville - Park City. Table No. 32 Laramie - Coalmont. Table No. 33 Saratoga & Encampment Valley R. R. Co. Includes columns for Motor, Passenger, Pony Express, and Streamliner services with various time and fare details.

Distance between Denver and Salt Lake City via Borie is 613 miles; via Cheyenne is 625 miles.

Between Ogden and Salt Lake City

Table No. 31 (Mountain Time). Table No. 32 Laramie - Coalmont. Table No. 33 Saratoga & Encampment Valley R. R. Co. Includes columns for Motor, Passenger, Pony Express, and Streamliner services with various time and fare details.

Ogden - Echo - Coalville - Park City. Laramie - Coalmont. Saratoga & Encampment Valley R. R. Co. Table No. 34. Includes columns for Motor, Passenger, Pony Express, and Streamliner services with various time and fare details.

Footnotes for Pages 36 and 37

- NOTE - See table 20 for detail schedules to Pacific Northwest.
NOTE - See table 14 for detail schedules to San Francisco.
NOTE - See table 3 for detail schedules to Los Angeles.
Via Borie cut-off; not via Cheyenne.
(f) Stops on signal.
Local freight; caboose for passengers.
Stops to take on or let off paying passengers.
Will stop to take or let off paying passengers holding coach or sleeping car reservations.
Stops to let off paying passengers from Denver and beyond; also to take for Salina and east thereof where train stops.
Stops to let off paying passengers from Denver and beyond.
Stops to let off paying passengers from west of Ogden or from Pocatello.
Stops to take on paying passengers for east of La Salle.

For equipment, see pages 14 to 20, inclusive.

Between Salt Lake City, Ogden, Pocatello, West Yellowstone and Butte

WESTBOUND—Read Down

Table with columns for destinations (Yellowstone, Idaho, North, Butte) and times. Includes 'Table No. 36' and 'The Overland Route'.

MILES

Table No. 36 The Overland Route

For other trains between Salt Lake and Ogden see Table No. 19. (Mountain Time)

EASTBOUND—Read Up

Table with columns for destinations (Butte, North, Idaho, Yellowstone) and times. Includes 'Table No. 37' and 'Cache Junction - Logan - Preston'.

Cache Junction - Logan - Preston

Table No. 37 (Mountain Time)

Table with columns for destinations (Salt Lake, Ogden, Cache Junction, Logan, Preston) and times.

Ogden - Brigham - Malad

Table No. 38 (Mountain Time)

Table with columns for destinations (Salt Lake, Ogden, Harrisville, Hot Springs, Willard, Brigham, Corinne, Cropley, Tremonton, Garland, Belmont, Fielding, Portage, Cherry Creek, Malad) and times.

Salt Lake-Idaho Falls-W. Yellowstone

Table No. 39 (Mountain Time)

Table with columns for destinations (Salt Lake City, Ogden, Pocatello, Idaho Falls, Idaho Falls 36, Ucon, Rigby, Thornton, Rexburg, Sugar City, St. Anthony, Ashton, Warm River, Trude, Big Springs, W. Yellowstone) and times.

Salt Lake-Idaho Falls-Ashton-Victor

Table No. 40 (Mountain Time)

Table with columns for destinations (Salt Lake City, Ogden, Pocatello, Idaho Falls, Ashton, Ashton 36, 39, Marysville, Grainville, Drummond, France, Lamont, Judkins, Felt, Tetonia, Driggs, Victor) and times.

Footnotes for Page 38

* Daily. (f) Stops only on signal. † Daily except Sunday. * Motor train. * Meal stop. Nos. 35 and 36 between Pocatello and West Yellowstone, and Nos. 55 and 56 between Idaho Falls and Victor, operate only during Yellowstone and Grand Teton Park Season, June 20 through September 11. Schedules of Nos. 45 and 46 are approximate for service between Idaho Falls and Victor effective September 12.

For equipment, see pages 21 and 22.

Union Pacific Branch Lines

Omaha—North Platte—So. Torrington

Table with columns for destinations (Omaha, North Platte, So. Torrington, Mountain Time, No. Platte, O'Fallons, Sarben, Keystone, Martin, Lemoyne, Wellsville, Hyrum, Logan, Smithfield, Webster, Franklin, Preston, Lusk, Northport, So. Bayard, McGrew, Melbeta, Gering, Haig, So. Mitchell, So. Morrill, Lyman, Huntley, Yoder, Yoder Wyo., Veteran, Cottier, So. Torng'n) and times.

Omaha—Kearney—Stapleton

Table with columns for destinations (Omaha, Kearney, Riverdale, Amberst, Miller, Sumner, Eddyville, Otona, Oconto, Lodi, Callaway, Milldale, Finchville, Arnold, Logan, Hoagland, Gandy, Stapleton) and times.

Grand Island—Stromsburg—Lincoln

Table with columns for destinations (Grand Island, Stromsburg, Lincoln, Gr. Island, Central City, Heber, Hordville, Polk, Stromsburg, Osceola, Shelby, Rising City, David City, Brainard, Valparaiso, Agnew, Raymond, Lincoln) and times.

Omaha—Columbus—Norfolk

Table with columns for destinations (Omaha, Columbus, Oconee, Platte Center, Tarnov, Humphrey, Madison, Enola, Norfolk) and times.

Omaha—Columbus—Spalding

Table with columns for destinations (Omaha, Columbus, Oconee, Monroe, Genoa, Fullerton, Belgrade, Cedar Rapids, Primrose, Spalding) and times.

Omaha—Grand Island—Loup City—Pleasanton

Table with columns for destinations (Omaha, Grand Island, St. Paul, Dannebrog, Boelus, Boelus, Rockville, Loup City, Pleasanton) and times.

Omaha—Columbus—Albion

Table with columns for destinations (Omaha, Columbus, Albion, Columbus, Oconee, Monroe, Genoa, St. Edward, Boone, Albion) and times.

Omaha—Grand Island—Ord

Table with columns for destinations (Omaha, Grand Island, St. Liberty, St. Paul, Elba, Cotesfield, Scotia, North Loup, Ord) and times.

Lawrence—Leavenworth

Table with columns for destinations (Lawrence, Leavenworth, Lawrence, Tonganoxie, Lansing, Cochrane, Leavenworth) and times.

Kansas City—Topeka—Marysville

Table with columns for destinations (Kansas City, Topeka, Marysville, Kansas City, Bonner Springs, Lawrence, Topeka, Menoken, Grove, Della, Emmett, Aikens, Onaga, Duluth, Lillis, Sullivan, Frankfort, Winfred, Carden, Marysville) and times.

St. Joseph-Marysville-Grand Island

Table with columns for destinations (St. Joseph, Marysville, Grand Island, St. Joseph, Elwood, Wathena, Blair, Troy, Severence, Leona, Robinson, Hiawatha, Hamlin, Morrill, Sabetha, Oneida, Seneca, Baileyville, Axtell, Summit, Beattie, Home, Marysville, Marysville, Herkimer, Bremen, Hanover, Spence, Steele City, Endcott, Fairbury, Powell, Alexandria, Belvidere, Carleton, Davenport, Edgar, Fairfield, Anan, Glenvil, Hastings, Hansen, Doniphan, Grand Island) and times.

Manhattan—Marysville—Beatrice

Table with columns for destinations (Manhattan, Marysville, Beatrice, Manhattan, Stockdale, Garrison, Randolph, Cleburne, Irving, Blue Rapids, Marysville, Marysville, Marietta, Oketo, Barneston, Blue Springs, Beatrice) and times.

* Daily. † Sunday only. ‡ Daily except Monday. † Daily except Sunday. ‡ Daily except Saturday and Sunday.

K Sundays, Wednesdays and Fridays only. H Mondays, Wednesdays and Fridays only. E Tuesdays, Thursdays, and Saturdays only.

⊕ On days livestock is to be carried, train No. 82 runs about one-half hour later than schedule shown. ■ Local freight; caboose for passengers.

Union Pacific Branch Lines

Blackfoot — Aberdeen — Mackay

Table No. 56 (Mountain Time) with columns for Mixed 309, Mixed 321, Mls., and Mixed 310. Lists routes between Blackfoot, Aberdeen, and Mackay.

Idaho Falls — Orvin — St. Anthony

Table No. 57 (Mountain Time) with columns for Mixed 391, Mls., and Mixed 398. Lists routes between Idaho Falls, Orvin, and St. Anthony.

Idaho Falls — Ucon — St. Anthony

Table No. 58 (Mountain Time) with columns for Mixed 397, Mls., and Mixed 392. Lists routes between Idaho Falls, Ucon, and St. Anthony.

Minidoka — Twin Falls — Buhl — Wells

Table No. 60 (Mountain Time) with columns for Mixed 331-339, Mls., and Mixed 340-346. Lists routes between Minidoka, Twin Falls, Buhl, and Wells.

Footnotes for Page 40

* Daily. † Daily except Sunday. (a) Monday, Wednesday and Friday. (b) Monday and Friday. (c) Tuesday, Thursday and Saturday. (f) Stops only on signal. ▲ Motor train. ● Mountain Time is used on this U. P. branch line, but trains to and from Wells, Nevada on the So. Pac. main line use Pacific Time. ☐ Pacific Time prevails in territory shown in table 70, but trains are operated under Mountain Time, as shown in this table. For equivalent in Pacific Time, figure one hour earlier.

Minidoka — Rupert — Bliss

Table No. 61 (Mountain Time) with columns for Mixed 365, Mls., and Mixed 366. Lists routes between Minidoka, Rupert, and Bliss.

Burley — Declo

Table No. 62 (Mountain Time) with columns for Mixed 387, Mls., and Mixed 388. Lists routes between Burley and Declo.

Nyssa — Homedale — Marsing

Table No. 64 (Mountain Time) with columns for Mixed 363, Mls., and Mixed 364. Lists routes between Nyssa, Homedale, and Marsing.

Richfield — Hill City

Table No. 65 (Mountain Time) with columns for Mixed 379, Mls., and Mixed 380. Lists routes between Richfield and Hill City.

Boise — Nampa — Emmett — McCall

Table No. 67 (Mountain Time) with columns for Mixed 11-385, Mls., and Mixed 11-42. Lists routes between Boise, Nampa, Emmett, and McCall.

Caldwell — Wilder

Table No. 68 (Mountain Time) with columns for Mixed 361, Mls., and Mixed 362. Lists routes between Caldwell and Wilder.

Footnotes for Page 40

* Daily. † Daily except Sunday. (a) Monday, Wednesday and Friday. (b) Monday and Friday. (c) Tuesday, Thursday and Saturday. (f) Stops only on signal. ▲ Motor train. ● Mountain Time is used on this U. P. branch line, but trains to and from Wells, Nevada on the So. Pac. main line use Pacific Time. ☐ Pacific Time prevails in territory shown in table 70, but trains are operated under Mountain Time, as shown in this table. For equivalent in Pacific Time, figure one hour earlier.

Shoshone — Ketchum — Sun Valley

Table No. 69 (Mountain Time) with columns for Mixed 341, Mls., and Mixed 342. Lists routes between Shoshone, Ketchum, and Sun Valley.

Ontario — Vale and Brogan Vale — Crane and Burns

Table No. 70 (Mountain Time) with columns for Mixed 373, Mixed 359, Mls., Mixed 360, and Mixed 374. Lists routes between Ontario, Vale, Brogan, Crane, and Burns.

Payette — Emmett

Table No. 71 (Mountain Time) with columns for Mixed 383, Mls., and Mixed 384. Lists routes between Payette and Emmett.

Portland — La Grande — Joseph

Table No. 72 (Pacific Time) with columns for Mixed 18-304, Mls., and Mixed 305-17. Lists routes between Portland, La Grande, and Joseph.

Portland — Lewiston — Pullman — Moscow

Table No. 76 (Pacific Time) with columns for 20-62 Daily, 66 Daily, Mls., 65 Daily, and 19-61 Daily. Lists routes between Portland, Lewiston, Pullman, and Moscow.

Weiser — New Meadows

Table No. 73 (Mountain Time) with columns for Motor 557, Mls., and Motor 558. Lists routes between Weiser and New Meadows.

Union Pacific Branch Lines

Portland and Spokane Short Line

Table No. 74 (Pacific Time) with columns for 66 Daily, 20 Daily, Mls., 19 Daily, and 65 Daily. Lists routes between Portland and Spokane.

Pendleton — Wallula — Walla Walla

Table No. 75 (Pacific Time) with columns for 66-63 Daily, Mls., and 64-65 Daily. Lists routes between Pendleton, Wallula, and Walla Walla.

Portland — Lewiston — Pullman — Moscow

Table No. 76 (Pacific Time) with columns for 20-62 Daily, 66 Daily, Mls., 65 Daily, and 19-61 Daily. Lists routes between Portland, Lewiston, Pullman, and Moscow.

Portland — Lewiston — Pullman — Moscow

Table No. 76 (Pacific Time) with columns for 20-62 Daily, 66 Daily, Mls., 65 Daily, and 19-61 Daily. Lists routes between Portland, Lewiston, Pullman, and Moscow.

Portland — Lewiston — Stites — Grangeville

Table No. 77 (Pacific Time) with columns for 20-66-74, 324-344 Daily, Mls., and 343-323-73-65-19 Daily. Lists routes between Portland, Lewiston, Stites, and Grangeville.

Portland — Wallula — Yakima

Table No. 78 (Pacific Time) with columns for Motor Bus 66-64 Daily, Mls., 65-19 Daily, and Motor Bus. Lists routes between Portland, Wallula, and Yakima.

Portland — Wallula — Yakima

Table No. 78 (Pacific Time) with columns for Motor Bus 66-64 Daily, Mls., 65-19 Daily, and Motor Bus. Lists routes between Portland, Wallula, and Yakima.

Spokane — Tekoa — Wallace

Table No. 79 (Pacific Time) with columns for 67 Daily, Mls., and 68 Daily. Lists routes between Spokane, Tekoa, and Wallace.

Pendleton — Walla Walla — Dayton

Table No. 80 (Pacific Time) with columns for 366 Freight, Mls., and 365 Freight. Lists routes between Pendleton, Walla Walla, and Dayton.

Footnotes for Page 41

* Daily. † Daily except Sunday. || Meals. (f) Stops only on signal. ■ Local freight; caboose for passengers. A Stops to let off paying passengers from points east of Ayer. B Buses run via these stations only when there are passengers to or from Walla Walla or beyond. C Stops to let off paying passengers from points west of Ayer. E Stops to let off paying passengers from east of Umatilla. H Stops to take on paying passengers for east of Umatilla. K Bus station is at Prosser. T Bus station is at East Parker. N Stops to take on paying passengers for west of Umatilla; also to let off paying passengers from east of Ayer. V Train will stop for paying passengers. * Trains 66 and 65 between Pendleton, Walla Walla and Spokane; see table 20 page 34. ■ Motor Bus operating over public highway. See General Information, page 2, for optional rail-motor bus ticketing arrangement. Time from 12:01 midnight to 12:00 noon shown in light face type. Time from 12:01 noon to 12:00 midnight shown in heavy face type. Figures opposite junction points refer to tables showing diverging trains.

Connecting Bus Service

Portland — Pendleton — Spokane

Table No. 84 (Pacific Time) showing bus routes between Portland, Pendleton, and Spokane with departure and arrival times.

The Dalles — Bend

Table No. 86 (Pacific Time) showing bus routes between The Dalles and Bend with departure and arrival times.

Biggs — Shaniko

Table No. 87 (Pacific Time) showing bus routes between Biggs and Shaniko with departure and arrival times.

Spokane — Moscow — Lewiston

Table No. 85 (Pacific Time) showing bus routes between Spokane, Moscow, and Lewiston with departure and arrival times.

Fremont — Lincoln

Table showing bus routes between Fremont and Lincoln with departure and arrival times.

Columbus — Lincoln

Table showing bus routes between Columbus and Lincoln with departure and arrival times.

Grand Island — Hastings

Table showing bus routes between Grand Island and Hastings with departure and arrival times.

Las Vegas — Tonopah

Table showing bus routes between Las Vegas and Tonopah with departure and arrival times.

Footnotes for Page 42

(*) Via Capitol Stages. (*) Via Interstate Transit Lines. (O) Via Elkhorn Valley Stages. (P) Via Pacific Trailways. (M. T.) Mountain Time. (P. T.) Pacific Time.

Transfer of Hand Baggage at Chicago

Passengers holding through tickets that require a change of stations in Chicago can relieve themselves of the worry of transferring their hand baggage. Such baggage and parcels may be delivered to the Parmelee agent in the depot at which the passenger arrives in Chicago.

This arrangement applies only when there is at least a 3-hour interval between actual arrival of train in Chicago and scheduled departure time from outbound station.

The Parmelee transfer coupon, which is a part of the through ticket, also entitles the passenger to use Parmelee limousine service from his incoming depot to his outgoing depot or to any hotel or other destination in downtown Chicago.

Connections at Omaha

Large table showing bus connections at Omaha, including routes to Chicago, St. Louis, and other cities, with departure and arrival times.

Connections at Denver

Table of rail connections at Denver, including routes to Colorado Springs, Pueblo, Oklahoma City, Ft. Worth, Dallas, and various Utah locations like Salt Lake City and Ogden.

Connections at Spokane and Butte

Table of rail connections at Spokane and Butte, including routes to Missoula, Butte, and various locations in the Great Northern and B.A. & P. systems.

Connections at Los Angeles

Table of rail connections at Los Angeles, including routes to San Diego, San Francisco, and various locations in the A.T. & S.F. system.

Connections at Seattle

Table of rail connections at Seattle, including routes to Vancouver, Victoria, and various locations in the Great Northern and P.S.N. Co. systems.

Connections at Portland

Table of rail connections at Portland, including routes to Astoria, Seaside, and various locations in the S.P. & S. system.

Connections at Salt Lake City

Table of rail connections at Salt Lake City, including routes to Sacramento, Stockton, and San Francisco.

The Seasoned Traveler Goes by Train

Footnotes for Pages 43 and 44. Includes rules for daily service, connecting services, and time of arrival/departure.

ROUND TRIP RAIL FARES

Large table of round trip rail fares for routes to Los Angeles, San Francisco, Tacoma, Seattle, Spokane, Walla Walla, Washington, Ogden, Salt Lake City, Utah, and Denver, Colorado. Includes columns for TO and FROM, and various fare classes.

Additional footnotes for the Round Trip Rail Fares table, including notes on applicable routes and fare adjustments.

PULLMAN SLEEPING CAR RATES

These rates are compiled from current Pullman Co. tariffs and published as a convenience for patrons. Subject to change without notice.

Rates between Points of Service Shown below. Charges Shown Do Not Include Federal Tax.

See Page 47 for Rates for Upper Berths, Drawing Rooms, Compartments, Bedrooms, Roomettes, etc., Based on Applicable Lower Berth

Chicago		St. Paul Minneapolis		Co. Bluffs Omaha		St. Louis		Kansas City		Denver		BETWEEN		Salt Lake City		Butte		Portland		Seattle Tacoma		Los Angeles		San Francisco	
Double Lower	Standard Berth	Double Lower	Standard Berth	Double Lower	Standard Berth	Double Lower	Standard Berth	Double Lower	Standard Berth	Double Lower	Standard Berth	Double Lower	Standard Berth	Double Lower	Standard Berth	Double Lower	Standard Berth	Double Lower	Standard Berth	Double Lower	Standard Berth	Double Lower	Standard Berth	Double Lower	Standard Berth
\$14.75	\$9.85	\$14.25	\$9.55	\$11.30	\$7.55	\$14.75	\$9.85	\$11.90	\$7.95	\$8.45	\$5.65	Boise	Ida.	\$3.50	\$2.35	\$4.65	\$4.00	\$4.65	\$3.10	\$0.65	\$0.40	\$10.45	\$7.00	\$10.45	\$7.00
12.20	9.95	12.20	10.20	9.25	6.20	11.90	9.95	9.85	8.60	8.10	6.10	Butte	Mont.	4.10	2.75	6.70	6.30	P 6.70	4.50	10.40	6.95	10.40	7.00
14.85	10.05	14.85	10.20	12.20	14.85	12.20	14.85	12.80	8.75	8.75	Cedar City	Utah	2.95	7.05	10.80	12.20	5.25	7.95	11.90	7.95
8.45	5.65	7.85	5.25	4.95	3.30	8.45	5.65	6.40	4.30	8.45	5.65	Cheyenne	Wyo.	4.95	3.30	6.70	5.55	11.90	7.95	11.90	7.95	11.90	7.95	11.90	7.95
.....	2.95	3.50	2.35	2.95	3.50	Chicago	Ill.	11.90	7.95	12.20	9.95	18.25	12.20	18.25	12.20	18.25	12.20	18.25	12.20
8.45	5.65	7.85	5.25	4.95	3.30	7.85	5.25	4.95	3.30	Denver	Colo.	5.80	3.85	8.10	6.10	12.20	8.15	12.20	8.15	12.75	8.50	12.75	8.50
D11.90	9.50	D12.20	9.75	D 9.25	7.75	D11.90	9.50	D 9.85	8.15	D 6.40	5.65	Idaho Falls	Ida.	2.95	2.00	2.95	2.00	6.70	5.85	8.10	6.80	9.60	6.80	9.60	6.80
3.50	4.35	2.95	2.95	2.95	Kansas City	Mo.	9.85	6.60	9.85	8.60	15.35	10.25	15.35	10.25	15.35	10.25	15.35	10.25
13.90	9.25	13.35	8.95	10.40	6.95	13.90	9.25	11.00	7.40	7.55	5.10	Ketchum (Sun Valley)	Ida.	3.20	2.15	3.80	5.80	3.85	M 7.55	M 5.10	9.85	6.60	9.85	6.60
15.65	10.45	15.35	10.25	12.75	8.50	15.65	10.45	13.60	9.10	9.60	6.40	Las Vegas	Nev.	4.10	2.75	7.85	5.25	11.95	8.00	13.35	8.95	3.20	2.15	G 6.70	G 4.50
15.65	10.45	15.70	10.50	12.75	8.50	16.30	9.85	13.35	8.95	11.30	7.95	Lewiston	Ida.	6.95	4.65	3.20	2.15	13.90	9.30	H 9.60	H 6.45
18.25	12.20	18.25	12.20	15.35	10.25	17.35	11.55	15.35	10.25	12.75	8.50	Los Angeles	Calif.	6.95	4.65	10.40	6.95	L 9.60	L 6.40	E 11.00	E 7.40	3.50	2.35
14.75	9.85	14.50	9.70	11.55	7.70	14.75	9.85	12.20	8.15	8.10	5.40	Lund	Utah	2.95	2.00	6.15	4.10	10.80	7.25	12.20	8.10	4.95	3.30	G 8.45	G 5.65
2.95	2.95	2.00	4.35	4.35	7.85	5.25	Minneapolis	Minn.	11.90	7.95	12.20	10.20	18.30	12.25	18.30	12.25	18.25	12.20	18.25	12.20
11.90	7.95	11.90	7.95	9.25	6.20	11.90	7.95	9.85	6.60	5.80	3.85	New York	N.Y.	3.50	25.15
3.50	2.35	2.95	2.00	3.50	2.95	4.95	3.30	Ogden	Utah	9.25	6.20	9.25	8.20	15.35	10.25	15.35	10.25	15.35	10.25	15.35	10.25
15.35	10.25	15.70	10.50	12.75	8.50	14.75	9.85	13.35	8.95	9.85	6.60	Omaha-Co. Bluffs	5.80	3.85	5.25	4.95	2.95	2.00	N 4.10	N 2.75	12.75	8.50	H 9.35	H 6.30
11.90	7.95	12.20	8.20	9.25	6.20	11.90	7.95	9.85	6.60	6.15	4.10	Pocatello	Ida.	2.35	1.55	2.25	2.00	6.40	4.30	7.85	5.25	8.10	5.40	G 9.30	G 6.20
18.25	12.20	18.30	12.25	15.35	10.25	17.35	11.55	15.35	10.25	12.20	8.15	Portland	Ore.	7.85	5.25	6.70	6.30	2.95	2.00	L 9.60	L 6.40	L 6.40	L 4.30
16.50	11.00	16.20	10.80	13.35	8.95	16.50	11.00	14.50	9.70	10.40	6.95	Reno	Nev.	4.95	3.30	8.45
18.25	12.20	18.25	12.20	15.35	10.25	17.35	11.55	15.35	10.25	11.90	7.95	Sacramento	Calif.	6.40	4.30	9.85	6.85	L 6.15	L 4.10	F 7.55	F 5.10	3.50	2.35
11.90	7.95	11.90	7.95	9.25	6.20	11.90	7.95	9.85	6.60	5.80	3.85	Salt Lake City	Utah	4.10	2.75	7.85	5.25	9.25	6.20	6.95	4.65	6.95	4.65
18.25	12.20	18.25	12.20	15.35	10.25	17.35	11.55	15.35	10.25	12.75	8.50	San Francisco	Calif.	6.95	4.65	10.40	7.00	L 6.40	L 4.30	C 7.85	C 5.25	3.50	2.35
18.25	12.20	18.30	12.25	15.35	10.25	17.35	11.55	15.35	10.25	12.20	8.15	Seattle	Wash.	9.25	6.20	P 6.70	P 4.50	2.95	2.00	H 11.00	H 7.40	H 7.85	H 5.23
13.35	8.95	12.80	8.60	9.85	6.60	13.35	8.95	10.40	6.95	6.95	4.65	Shoshone	Ida.	2.95	2.00	3.20	5.80	3.85	B 6.95	B 4.65	9.25	6.20	9.85	6.65
15.35	10.25	15.70	10.50	12.75	8.50	14.75	9.85	13.35	8.95	11.30	7.95	Sioux City	La.	9.25	6.20	11.60	9.75	15.35	10.25	15.35	10.25	15.35	10.25	15.35	10.25
2.95	4.35	3.50	2.95	2.95	7.85	5.25	Spokane	Wash.	7.85	5.25	P 3.50	P 2.35	3.50	2.35	P 3.50	P 2.35	A 13.05	A 9.90	H 9.85	H 6.85
13.90	9.25	13.35	8.95	10.40	6.95	13.90	9.25	11.00	7.40	7.55	5.10	St. Louis	Mo.	11.90	7.95	11.90	9.95	17.35	11.55	17.35	11.55	17.35	11.55	17.35	11.55
18.25	12.20	18.30	12.25	15.35	10.25	17.35	11.55	15.35	10.25	12.20	8.15	St. Paul	Minn.	11.90	7.95	12.20	10.20	18.30	12.25	18.30	12.25	18.25	12.20	18.25	12.20
11.90	7.95	12.20	8.20	9.25	6.20	11.90	7.95	9.85	6.60	5.80	3.85	Sun Valley (Ketchum)	Ida.	3.20	2.15	3.80	5.80	3.85	M 7.55	M 5.10	9.85	6.60	H 7.85	H 5.10
15.35	10.25	15.70	10.50	12.75	8.50	14.75	9.85	13.35	8.95	10.75	7.15	Tacoma	Wash.	9.25	6.20	P 6.70	P 4.50	2.95	2.00	H 10.40	H 6.95	H 7.85	H 5.10
D11.90	D12.20	D 9.25	D11.90	D 9.85	D 7.85	Victor	Ida.	2.95	2.95	8.10	9.60	H 9.35	H 6.30
.....	Walla Walla	Wash.	6.40	4.30	7.90	2.95	2.00	9.90	4.00	H 12.85	H 8.40	H 9.35	H 6.30
.....	Washington	D. C.	23.75	23.75
.....	West Yellowstone	Mont.	2.95	2.95	8.10	9.60	9.60

Lower Standard Berth Rate Between Las Vegas, Nevada and Cedar City, Utah, \$2.95.

- (A) Via Salt Lake City.
- (B) From Tacoma, lower standard berth, \$6.70. Lower tourist berth, \$4.50.
- (C) Via Southern Pacific Company and Portland. From Tacoma lower standard berth, \$7.55. Lower tourist berth, \$5.10.
- (D) Also applies via Ogden. Where through car is operated via Salt Lake City charge for side trip Ogden to Salt Lake City and return with privilege of occupying car at Salt Lake City during one-half day's stop-over is \$1.15. When change of cars is necessary and passengers transfer at Salt Lake City instead of Ogden there is no charge for the side trip.
- (E) Via Southern Pacific Company and Portland. From Tacoma, lower standard berth, \$10.40. Lower tourist berth, \$6.95.
- (F) Via Southern Pacific Company and Portland. From Tacoma, lower berth, \$5.95. Lower tourist berth, \$4.65.
- (G) Via Los Angeles.
- (H) Via Southern Pacific Co. and Portland.
- (K) From Tacoma, lower standard berth, \$8.70. Lower tourist berth, \$5.85.
- (L) Via Southern Pacific Co.
- (M) From Tacoma, lower standard berth, \$6.95. Lower tourist berth, \$4.65.
- (N) From Tacoma, lower standard berth, \$3.50. Lower tourist berth, \$2.35.
- (P) Via Direct Lines.
- (Q) From Tacoma, lower standard berth, \$5.80. Lower tourist berth, \$3.85.
- * Berth rates to and from Cheyenne, Denver and west apply via Omaha or via Kansas City.

Bedroom Rates: Bedrooms are available on most Union Pacific trains, including the Streamliner trains. See equipment pages 8 to 23 inclusive. Double bedrooms have upper and lower berths. Duplex-Single Bedrooms have only one berth. (See table on opposite page). When occupied by one person, only one rail ticket required.

Exclusive Space Occupancy by One Person: One and one-fourth railroad tickets must be purchased for exclusive use of drawing-room; one and one-tenth tickets for compartment. If Streamliner "City of Los Angeles" or "City of San Francisco" is used, one and one-tenth first class special service charge tickets are required for exclusive occupancy of a compartment, and one and one-fourth first class special service charge tickets for exclusive occupancy of a drawing-room. These tickets are in addition to the regular rail and Pullman tickets. Exception: Only one rail ticket is required for use of a compartment between Chicago, Ill. and Butte, Mont., or Pendleton, Ore. and points north and west thereof (also West Yellowstone, Mont. and Victor, Idaho).

PULLMAN SEAT FARES

Between Various Cities and to Western Park Gateways

(Charges Shown Do Not Include Federal Tax)

Salt Lake City — Lund	\$1.50	Portland — Seattle	\$1.20	Denver — Cheyenne	\$.65
Lund — Las Vegas	1.30	Portland — Pendleton	1.40	Denver — Laramie95
Las Vegas — Los Angeles	1.95	Ogden — Salt Lake City65	Denver — North Platte	1.60
Boise — Pocatello	1.40	Salt Lake City — Pocatello	1.05	Denver — Sterling80
Shoshone — Pocatello65	Omaha — Grand Island90	Kansas City — Topeka65
Shoshone — Salt Lake City	1.65	Omaha — North Platte	1.75	Kansas City — Manhattan65
Portland — Tacoma90	Omaha — Cheyenne	2.95	Kansas City — Salina90

Table of Rates for Various Accommodations in Standard Pullman Sleeping Cars

(Charges shown do not include federal tax)

Where Lower Berth Rate is	Upper Berth Rate is	Roomette for one Person is	Duplex Single Room for one Person is	Bed Room for one Person is	Bed Room for two Persons is	Bed R'm Suite for three or more Persons is	Com-part'm't for one Person is	Com-part'm't for two Persons is	Drawing Room for one Person is	Drawing Room for two Persons is	Lower Berth rate is	Upper Berth rate is
\$ 2.35	\$ 1.80	\$ 3.50	\$ 3.75	\$ 4.20	\$ 4.65	\$ 8.10	\$ 4.65	\$ 6.95	\$ 5.80	\$ 8.10	\$ 1.55	\$ 1.25
2.65	2.00	4.00	4.20	4.75	5.25	9.25	5.25	7.55	6.70	9.25	1.80	1.35
2.95	2.20	4.10	4.65	5.25	5.80	10.40	6.80	8.10	7.30	10.40	2.00	1.50
3.20	2.45	4.50	5.15	5.75	6.40	11.55	7.40	9.25	8.10	11.55	2.15	1.65
3.50	2.65	4.90	5.60	6.30	6.95	12.75	8.00	9.85	8.70	12.75	2.35	1.80
3.80	2.90	5.30	6.05	6.80	7.55	13.90	8.60	11.00	9.60	13.90	2.55	1.95
4.10	3.10	5.70	6.50	7.35	8.10	15.05	9.20	11.55	10.15	15.05	2.75	2.10
4.35	3.30	6.15	6.95	7.85	8.70	16.20	9.80	12.20	11.00	16.20	2.95	2.20
4.65	3.55	6.60	7.45	8.40	9.25	17.35	10.40	13.35	11.55	17.35	3.10	2.40
4.95	3.75	7.05	7.90	8.90	9.85	18.50	11.00	14.50	12.45	18.50	3.30	2.55
5.25	4.00	7.55	8.40	9.45	10.40	19.65	11.60	15.65	13.05	19.65	3.55	2.65
5.50	4.20	8.00	8.80	9.90	11.00	20.80	12.20	16.80				

TRAFFIC REPRESENTATIVES . . . UNION PACIFIC RAILROAD

ABERDEEN, WASH.—3 Union Passenger Station, K and River Sts.— Phone 1045
 C. H. JACKA..... General Agent
 ALHAMBRA, CALIF.—City Ticket Office, 121 W. Main St.— Phone Atlantic 18763
 A. L. GETMAN..... (or Phone Cumberland 32624) Ticket Agent
 ASTORIA, ORE.—Foot of 11th Street..... Phone 304
 FLOYD C. FOSTER..... Traveling Freight and Passenger Agent
 ATLANTA 3, GA.—1232 Healey Building..... Phone Jackson 1613
 P. S. SMITH..... General Agent
 BEND, ORE.—112 Oregon Ave.— Phone 63
 H. D. ATHON..... General Agent
 BIRMINGHAM 3, ALA.—701 Brown-Marx Building..... Phone 7-1837
 D. V. RICKSON..... District Freight and Passenger Agent
 BOISE, IDAHO—City Ticket Office, Idaho Bldg., 212 No. 8th St.— Phone 414
 KAY L. JOHNSON..... General Agent
 BOSTON 8, MASS.—208 Old South Bldg., 294 Washington St.—
 M. W. COONERTY..... (Phone Hubbard 6380) General Agent
 BREMERTON, WASH.—Consolidated Ticket Office, 228 First St.— Phone 722
 S. S. HARVEY..... Ticket Agent
 BUTTE, MONT.—609 Metals Bank Bldg., 8 West Park Street— Phone 22389
 J. D. FORD..... General Agent
 Consolidated Ticket Office—2 North Main Street— Phone 3275
 D. E. WILDER..... Ticket Agent
 CHEYENNE, WYO.—City Ticket Office, 120 W. 16th St.— Phone 4421
 C. E. ASTLER..... General Agent
 CHICAGO 3, ILL.—9-11 South LaSalle Street at Madison— Phone Randolph 0141
 D. H. VOLTZ..... Traffic Manager
 C. A. POLLOCK..... General Freight Agent
 M. R. BRYAN..... General Agent, Freight Department
 City Ticket Office, one South LaSalle Street—
 JOHN C. POLLOCK..... (Phone Randolph 0141) General Passenger Agent
 CINCINNATI 2, OHIO—303 Dixie Term. Bldg., 4th & Walnut Sts.— Phone Main 0144
 F. B. SWOPE..... General Agent
 CLEVELAND 13, OHIO—1407 Terminal Tower, 50 Public Square—
 C. J. STEGEMAN..... (Phone Main 3070) General Agent
 COUNCIL BLUFFS, IA.—Union Pacific Transfer Depot— Phone 6134
 W. M. CALHOUN..... Freight and Passenger Agent
 DALLAS 1, TEXAS—2108 Mercantile Bank Bldg.— Phone Riverside 1778
 CARROLL M. BROWN..... General Agent
 DENVER 2, COLO.—City Ticket Office, 535 17th Street— Phone Keystone 4141
 P. F. ECHELE..... Traffic Manager
 M. A. LIGHT..... General Freight Agent
 K. N. MIDDLEKAUFF..... General Agent, Passenger Department
 DES MOINES 9, IOWA—407 Equitable Bldg., 6th & Locust Sts.— Phone 3-0583
 EUGENE R. FIELD..... General Agent
 DETROIT 26, MICH.—612 Book Building, 1249 Washington Boulevard—
 MADISON H. FOWLER..... (Phone Cadillac 7794) Traffic Manager
 EAST LOS ANGELES, CALIF.—5454 Ferguson Drive— Phone Angelus 6509
 J. J. WALKER..... Ticket Agent
 EUGENE, ORE.—P. O. Box 431— Phone 2885W
 R. W. MCINTOSH..... Traveling Freight and Passenger Agent
 FRESNO 1, CALIF.—207 Rowell Bldg., Tulare St. and Van Ness Ave.— Phone 4-6571
 J. W. HASKELL..... General Agent
 GERING, NEBR.—Union Pacific Station— Phone 35
 S. C. CLARKE..... General Agent
 GLENDALE 3, CALIF.—City Ticket Office, 404½ North Brand Boulevard—
 W. A. SHOOK..... (Phone Citrus 1-2174 or Chapman 6-1370) General Agent
 HOLLYWOOD 28, CALIF.—City Ticket Office, 6702 Hollywood Blvd.—
 V. J. SCHMITTROTH..... (Ph. Hillside 0321) Gen'l Agt., Passenger Department
 HUNTINGTON PARK, CALIF.—City Ticket Office, 7002 Pacific Blvd.—
 R. H. LUND..... (Phone Kimball 9251) Passenger Agent
 KANSAS CITY 6, MO.—200 Waldheim Bldg., 6 East Eleventh St.— Ph. Victor 6530
 D. R. ALEXANDER..... General Freight and Passenger Agent
 SAM REINHARDT..... General Agent, Freight Department
 City Ticket Office—2 East Eleventh Street—
 E. M. MATTES..... (Phone Victor 6530) General Agent, Passenger Department
 LAS VEGAS, NEV.—Union Pacific Station— Phone 1120
 R. A. BLONDE..... District Passenger Agent
 LEWISTON, IDAHO—Room 7, Union Depot— Phone 1163
 H. J. BERGER..... General Agent
 LINCOLN 8, NEBR.—City Ticket Office, 130 So. 13th St.— Phone 2-2517
 W. W. JOHNS..... General Agent
 LONG BEACH 2, CALIF.—City Ticket Office, 144 Pine Avenue— Phone 7-2931
 H. J. DeLACY..... General Agent
 LONGVIEW, WASH.—
 GUY L. ANDERSON, Freight Station, Phone 818..... General Agent
 LOS ANGELES 14, CALIF.—Union Pacific Bldg., 422 W. 6th Street—
 W. T. PRICE..... (Phone Trinity 9211) Traffic Manager
 C. F. FARMER..... General Passenger Agent
 W. H. McCUNE..... General Freight Agent
 Union Pacific Building—608 So. Olive Street— Phone Trinity 9211
 C. F. HALLSMAN..... General Agent, Passenger Department
 W. F. NASH—610 So. Olive Street..... General Agent, Freight Department
 MEMPHIS 3, TENN.—1720 Steriek Bldg.—8 North Third St.— Phone 8-6220
 W. B. MARKHAM..... District Freight and Passenger Agent
 MILWAUKEE 3, WIS.—814 Warner Bldg., 212 W. Wisconsin Ave.—
 K. T. MINDEMANN..... (Phone Marquette 7833) General Agent
 MINNEAPOLIS 2, MINN.—890 Northwestern Bank Bldg., 620 Marquette Ave.—
 EMIL W. MAU..... (Phone Main 2451) General Agent

NEW ORLEANS 12, LA.—504 Canal Bldg., 210 Baronne Street—
 JOHN D. BENDA..... (Phone Canal 2274) General Agent
 NEW YORK 20, N.Y.—626 Fifth Ave., Suite 350, Rockefeller Center—
 H. L. LAUBY..... (Phone Circle 6-4900) Eastern Traffic Manager
 C. H. SALTSMARSH..... General Agent, Passenger Department
 C. C. YERGER..... General Agent, Freight Department
 OAKLAND 12, CALIF.—215 Central Bank Bldg., 436 14th St. Phone Glencourt 8576
 L. M. LAYNE..... General Agent
 OGDEN, UTAH—City Ticket Office, Ben Lomond Hotel Bldg.— Phone 5533
 J. F. BAKER..... General Agent
 OMAHA 2, NEBR.—City Ticket Office—Corner 15th & Dodge Streets—
 WALTER CONREY..... (Phone Jackson 5822) Gen'l Agent, Passenger Department
 J. R. FRISK..... General Agent, Freight Department
 City Ticket Office—1614 Farnam Street— Phone Jackson 5822
 W. W. NELL..... Ticket Agent
 PASADENA 1, CALIF.—Un. Pac. Station, 205 W. Colorado St.— Ph. Sycamore 2-4107
 L. A. WIRGLER..... General Agent
 PHILADELPHIA 2, PA.—904 Girard Trust Bldg., Broad St. & So. Penn. Sq.—
 MORTON MANN..... (Phone Rittenhouse 6-2170) General Agent
 PITTSBURGH 22, PA.—1419 Oliver Bldg., Smithfield Street and Sixth Avenue—
 JOHN D. CARTER..... (Phone Atlantic 0260) General Agent
 POCATELLO, IDAHO—Union Pacific Passenger Station— Phone 268
 W. L. HARDY..... Ticket Agent
 POMONA, CALIF.—Union Pacific Passenger Station— Phone Pomona 1288
 E. C. MALLON..... Passenger and Freight Traffic Agent
 PORTLAND 5, ORE.—751 Pittcock Block— Phone Broadway 7771
 C. W. EVERS..... Traffic Manager
 J. C. GUMMING..... General Passenger Agent
 T. J. DOWD..... General Freight Agent
 DON SUTHERLAND..... General Agent, Freight Department
 City Ticket Office—701 S. W. Washington Street— Phone Broadway 7771
 N. B. FALLAS..... General Agent, Passenger Department
 RENO, NEV.—25 Cladianos Bldg., 118 West 2nd St. Phone Reno 4881
 E. E. LARKIN..... General Agent
 RIVERSIDE, CALIF.—Union Pacific Pass. Station, 7th & Vine Sts.— Phone 626
 J. L. BRECHIN..... General Agent
 ST. JOSEPH 2, MO.—City Ticket Office, 517 Francis Street— Phone 2-5485
 F. F. ROBINSON..... General Freight and Passenger Agent
 ST. LOUIS 1, MO.—1223 Ambassador Bldg., 411 North 7th St.— Phone Chestnut 7753
 T. W. GURSKY..... General Agent
 SACRAMENTO 14, CALIF.—217 Forum Bldg., 1107 Ninth St.— Phone 2-1025
 F. A. FOX..... General Agent
 SALINA, KANS.—Third and Ash Streets— Phone 297
 J. M. BROWN..... General Agent
 SALT LAKE CITY 1, UTAH—Union Pacific Bldg., 10 So. Main St.— Phone 3-1544
 B. W. HANSON..... Traffic Manager
 A. G. BLOOM..... General Passenger Agent
 City Ticket Office—Hotel Utah, Main and So. Temple Streets— Phone 3-1544
 W. J. THOMAS..... General Agent, Passenger Department
 H. G. PELLETIER..... General Agent, Freight Department
 SAN DIEGO 1, CALIF.—City Ticket Office, 320 Broadway— Phone Franklin 7241
 H. G. LARIMER..... General Agent
 SAN FRANCISCO 2, CALIF.—291 Geary Street— Phone Garfield 1-6030
 H. A. LAWRENCE..... Traffic Manager
 GAYLORD F. ALLEN..... General Agent, Freight Department
 City Ticket Office—Geary at Powell Street— Phone Garfield 6030
 H. W. HICKS..... General Passenger Agent
 SAN JOSE 7, CALIF.—206 1st Nat. Bk. Bldg., Santa Clara & 1st Sts.— Ph. Ballard 1634
 E. A. COONS..... General Agent
 SAN PEDRO, CALIF.—City Ticket Office, 805 So. Pacific Avenue—
 J. V. CONNETT..... (Phone Terminal 2-7531) General Agent
 SANTA ANA, CALIF.—City Ticket Office, 305 North Main Street— Phone 1577
 WALTER DITTMER..... General Agent
 SANTA MONICA, CAL.—City Ticket Off., 307 Santa Monica Blvd.— Phone 51213
 W. A. CHENEY..... General Agent
 SEATTLE 4, WASH.—204 Union Sta., 4th Ave. & Jackson St.— Phone Elliott 6933
 H. M. WEST..... Assistant Traffic Manager
 SEATTLE 1, WASH.—City Ticket Office—1300 Fourth Avenue at University—
 A. L. IVES..... (Phone Elliott 6933) General Agent, Passenger Department
 SIOUX CITY 9, IOWA—405 Commerce Bldg., 520 Neb. St.— Phone 5-8328
 J. F. TURRENTINE..... General Agent, Freight Department
 SPOKANE 8, WASH.—City Ticket Office—727 Sprague Ave., Corner Post St.—
 J. R. LIVSEY..... (Phone Main 4121) General Agent
 STOCKTON 6, CAL.—207 Don Burton Bldg., 11 So. Joaquin St.— Phone 2-3981
 V. J. CHRISTENSEN..... District Freight and Passenger Agent
 TACOMA 2, WASH.—City Ticket Office, 114 So. Ninth St.— Phone Broadway 2275
 B. P. COSTELLO..... General Agent
 TORONTO, ONT.—201-2 Canadian Pacific Bldg., 69 Yonge St.— Phone Elgin 7239
 W. W. CREIGHTON..... General Agent
 TULSA 3, OKLA.—823 Kennedy Bldg., 321 South Boston St.— Phone 29359
 L. B. BRADLEY..... General Agent
 WALLA WALLA, WASH.—1st Natl. Bank Bldg., 2nd & Alder Sts.— Phone 30
 J. H. CUNNINGHAM..... General Agent
 WASHINGTON 5, D. C.—600 Shoreham Bldg., 15th and H Sts., N. W.—
 HOWARD B. BLANCHARD..... (Phone Republic 0600) Washington Representative
 R. T. PAYNE..... General Agent
 WINSTON-SALEM 3, N. C.—632 Reynolds Bldg., 4th and Main Sts.— Phone 4881
 D. R. WALKER..... Traveling Freight and Passenger Agent
 YAKIMA, WASH.—Union Pacific Building, 104 W. Yakima Ave.— Phone 4181
 V. E. BUCHANAN..... General Agent



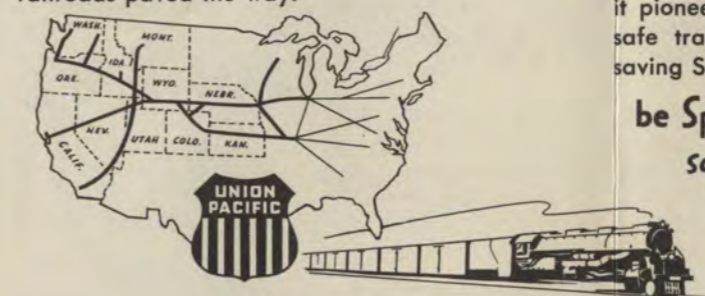
WITH the coming of the railroads, the western frontiers were conquered. They brought men, implements for building homes and towns, transportation for marketing products. Then factories were built. And industries thrived where railroads paved the way.

In the 13 great states served by Union Pacific, there still is land to be tilled, minerals to be unearthed, livestock to be raised, room for new homes and industrial expansion.

Union Pacific will continue to serve the territory it pioneered, by providing efficient, dependable, safe transportation for shippers over the time-saving Strategic Middle Route.

be Specific - say "Union Pacific"

* Union Pacific will gladly furnish confidential information regarding available industrial sites having trackage facilities in the territory it serves. Address Industrial Dept., Union Pacific Railroad, Omaha 2, Nebr.



UNION PACIFIC RAILROAD
The Strategic Middle Route

C. J. COLLINS
 General Passenger Traffic Manager
 OMAHA 2, NEBR.

A. J. SEITZ, Vice-President—Traffic
 OMAHA 2, NEBRASKA

W. T. BURNS
 General Freight Traffic Manager
 OMAHA 2, NEBR.