

TRAFFIC REPRESENTATIVES

ALAMOSA, COLO. 81101—Rio Grande Freight Depot—589-4981
J. E. BERRY, General Agent

ATLANTA, GA. 30303—1521 Healey Bldg.—57 Forsyth St. N. W.—524-4831
J. A. STAUFFER, General Agent

BOSTON, MASS. 02110—819 Chamber of Commerce Bldg.—80 Federal Street—426-4973
P. P. MAGUIRE, General Agent

CHICAGO, ILL. 60603—Suite 2124 Bankers Bldg. 105 West Adams St.—726-7445
D. J. LEWIS, Traffic Manager
T. D. ODWALT, General Agent

CINCINNATI, OHIO 45202—1436 Enquirer Bldg. 617 Vine St.—721-3212
W. P. MENARD, General Agent

CLEVELAND, OHIO 44113—2306 Terminal Tower Bldg.—50 Public Square—241-7386
W. M. DODDS, General Agent

COLORADO SPRINGS, COLO. 80902—Rio Grande Passenger Depot—634-4857
R. J. SCHNEIDER, General Agent

CRAIG, COLO. 81625—Rio Grande Freight Depot—824-6546
E. G. DEAKINS, District Freight & Passenger Agent

DENVER, COLO. 80217—1536 - 13th Street—222-5533
H. E. CASH, Traffic Manager
A. D. COX, Assistant Traffic Manager
Rio Grande Bldg.—1531 Stout St.—222-5533
D. G. FRAZIER, District Passenger Agent

DETROIT, MICH. 48202—5-157 General Motors Bldg.—3044 West Grand Blvd.—875-3025
G. L. NICOLIN, Traffic Manager
E. H. NELSON, General Agent

EUGENE, ORE. 97401—230 Ardel Offices 33 Tenth Avenue East—345-8535
J. T. HULL, General Agent

FRESNO, CALIF. 93721—207 T. W. Patterson Bldg.—2014 Tulare St.—266-0513
J. G. FARRIS, General Agent

GRAND JUNCTION, COLO. 81501—Rio Grande Depot—242-5428
J. L. WELLS, General Agent

HOUSTON, TEXAS 77006—3311 Richmond Ave.—Room 316—528-0992
T. L. RUDMANN, General Agent

JACKSONVILLE, FLA. 32202—1105 Coast Line Bldg. 500 Water Street—355-2754
G. A. LEE, General Agent

KANSAS CITY, MO. 64105—836-39 Board of Trade Bldg.—127 West Tenth St.—842-5520
J. W. SAMPLE, General Agent

LOS ANGELES, CALIF. 90014—421 Pacific Electric Bldg.—610 So. Main St.—629-2316
E. D. BURKE, General Agent

MEDFORD, ORE. 97501—204 Executive Bldg.—216 East Main St.—772-5243
R. J. HIGGINS, General Agent

MINNEAPOLIS, MINN. 55402—2030 Rand Tower, 527 Marquette Ave.—333-7888
M. L. COLBY, General Agent

NEW YORK, N. Y. 10036—500 Fifth Ave., Room 220—244-7515
A. C. DICK, Eastern Traffic Manager
C. J. DOBOL, General Agent

OAKLAND, CALIF. 94612—209-210 Central Bldg.—14th & Broadway—451-4925
M. E. CHASE, General Agent

OGDEN, UTAH 84401—Rio Grande Freight Depot 130 24th Street—393-3325
W. C. CRAIG, General Agent

OMAHA, NEB. 68102—515 Grain Exch. Bldg., 19th & Harney—342-5100
K. N. HAHNE, General Agent

PHILADELPHIA, PA. 19107—1535 Phila. Saving Fund Bldg.—12 South Twelfth St.—922-2323 & 922-6592
J. T. QUINN, General Agent

PITTSBURGH, PA. 15222—1516 Oliver Bldg. Mellon Square—281-4242
E. K. YAEGER, Assistant Traffic Manager

PORTLAND, ORE. 97204—417 Pacific Bldg. 520 S. W. Yamhill St.—223-6104
F. D. LUCAS, Traffic Manager
N. W. VORPAHL, General Agent

PROVO, UTAH 84601—Rio Grande Freight Depot 6th South and 3rd West—373-6900
S. D. BURNSIDE, General Agent

PUEBLO, COLO. 81003—Union Depot—542-2374
C. M. WILDT, Assistant Traffic Manager

RENO, NEV. 89505—
P. O. Box 2451—322-1373
J. W. BARGE, General Agent

SACRAMENTO, CALIF. 95821—39 Centre Office Bldg.—3382 El Camino Ave.—483-7383
R. E. PORT, General Agent

ST. LOUIS, MO. 63144—Suite 301, 2510 So. Brentwood Blvd.—962-4696
H. N. WEISENSTEIN, Traffic Manager
J. M. SINCLAIR, General Agent

SALT LAKE CITY, UTAH 84111—Hotel Utah South Temple & Main—486-7696
C. PEARSON, Traffic Manager
D. P. HEINER, General Agent

SAN FRANCISCO, CALIF. 94105—291 Monadnock Bldg.—681 Market St.—421-2688
J. K. SPEIGHT, Western Traffic Manager
J. J. MARTIN, Traffic Manager

SAN JOSE, CALIF. 95125—Suite 211, San Jose Commercial Center—1261 Lincoln Ave.—293-6508
A. F. HOLLMAN, General Agent

SANTA ROSA, CALIF. 95405—2714 Spring Creek Dr. P. O. Box 2025—542-7312
J. McMILLEN, General Agent

SEATTLE, WASH. 98101—503 White-Henry-Stuart Bldg.—4th & University—623-8482
R. A. HANSEN, General Agent

STOCKTON, CALIF. 95202—309 Wells Fargo Bank Bldg.—22 North San Joaquin St.—465-2072
M. W. WELDON, General Agent

WASHINGTON, D. C. 20005—311 Madison Bldg., 1155 - 15th Street, N.W. 296-6326
J. L. HENNING, General Agent

ISSUED NOVEMBER 6, 1966

Rio Grande TIME TABLES

MOFFAT TUNNEL ROUTE • ROYAL GORGE ROUTE



California Zephyr—Glenwood Canyon, Colorado River

DENVER & RIO GRANDE WESTERN RAILROAD

MAIN LINE THRU THE ROCKIES

If you would like further information regarding our passenger services, or to receive future issues of this time table, please write to

H. F. ENO, Passenger Traffic Manager, Denver & Rio Grande Western Railroad,
Room 100 Rio Grande Bldg., 1531 Stout St., Denver, Colo. 80217

C. J. HARBEKE, Vice President—Traffic
C. R. LENNIG, Assistant Vice-President—Traffic
W. G. LUEBKE, Director of T.O.F.C.
J. D. KEY, General Traffic Manager
G. F. FITZ-WILLIAM, Director of Marketing

Rio Grande Building
1531 Stout Street
Denver, Colorado



CALIFORNIA ZEPHYR

BETWEEN

CHICAGO • DENVER
SALT LAKE CITY • SAN FRANCISCO

READ DOWN (See Page 8 for Equipment) READ UP

No. 17 Daily	Miles From Chicago	STATIONS Burlington Route	No. 18 Daily
3 00 PM CST	0	Lv CHICAGO, ILL. (Union Station).....	Ar 2 15 PM CST
5 27 " "	162	Lv Galesburg, Ill.....	Ar 11 34 AM " "
8 05 " "	205	Lv Cross Mississippi River.....	Ar 10 49 " "
8 12 " "	206	Lv Burlington, Ia.....	Ar 10 46 " "
9 04 " "	289	Lv Ottumwa, Ia.....	Ar 9 31 " "
9 04 " "	293	Lv Creston, Ia.....	Ar 7 52 " "
10 37 " "	480	Lv Cross Missouri River.....	Ar 6 44 " "
10 55 " "	501	Ar Omaha, Nebr.....	Lv 6 09 " "
11 15 " "	501	Lv Omaha, Nebr.....	Ar 5 49 " "
12 30 AM " "	556	Lv Lincoln, Nebr.....	Ar 4 39 " "
2 18 " "	653	Lv Hastings, Nebr.....	Lv 2 59 " "
3 45 " MST	784	Lv McCook, Nebr.....	Lv 12 37 " "
8 20 " "	1039	Ar DENVER, COLO.....	Lv 7 35 PM MST
Denver & Rio Grande Western R. R.			
8 40 AM MST	1039	Lv DENVER, COLO.....	Ar 7 10 PM MST
	1089	Moffat Tunnel—6.2 miles—Continental Divide.....	
11 00 AM MST	1114	Lv Granby, Colo.....	Lv 4 40 PM MST
		From Granby parallel the Colorado River for 235 miles. Byers Canyon—Gore Canyon	
12 25 PM MST	1168	Lv Bond, Colo.....	Lv 3 10 PM MST
		Red Canyon—Glenwood Canyon	
2 05 PM MST	1224	Lv Glenwood Springs, Colo.....	Lv 1 38 PM MST
k 2 35 " "	1251	Lv Rifle, Colo.....	Lv 1 05 " "
3 50 " "	1313	Ar Grand Junction, Colo.....	Lv 11 53 AM " "
4 00 " "	1313	Lv Grand Junction, Colo.....	Ar 11 43 " "
	1347	Ruby Canyon—Colo.—Utah State Line.....	
	1352	At Westwater, Utah—last glimpse of Colorado River.....	
k 5 20 PM MST	1392	Lv Thompson.....	Lv 10 20 AM MST
7 08 PM MST	1490	Lv Helper, Utah.....	Lv 8 38 AM MST
	1515	Soldier Summit—Wasatch Range.....	
9 05 PM MST	1565	Lv Provo, Utah.....	Lv 6 35 AM MST
10 00 " "	1609	Ar SALT LAKE CITY, UTAH.....	Lv 5 45 " "
Western Pacific Railroad			
10 15 PM MST	1609	Lv SALT LAKE CITY, UTAH.....	Ar 5 25 AM MST
10 59 " PST	1731	Ar Wendover, Utah.....	Lv 2 35 " PST
1 25 AM " "	1872	Ar Elko, Nev.....	Lv 12 10 " "
3 37 " "	2005	Ar Winnemucca, Nev.....	Lv 10 00 PM " "
5 08 " "	2099	Ar Gerlach, Nev.....	Lv 8 35 " "
6 10 " "	2165	Ar Herlong, Calif.....	Lv 7 30 " "
7 05 " "	2216	Ar Portola, Calif.....	Lv 6 25 " "
		Feather River Canyon—116 miles through Sierra Nevada Range.....	
8 20 AM PST	2256	Ar Keddie, Calif.....	Lv 5 10 PM PST
10 45 " "	2332	Ar Oroville, Calif.....	Lv 2 50 " "
11 24 " "	2358	Ar Marysville, Calif.....	Lv 2 18 " "
12 10 PM " "	2398	Ar Sacramento, Calif.....	Lv 1 35 " "
1 07 " "	2443	Ar Stockton, Calif.....	Lv 12 40 " "
3 10 " "	2530	Ar Oakland, Calif. (3rd & Washington).....	Lv 10 45 AM " "
		(Via Bus over San Francisco-Oakland Bay Bridge)	
4 00 PM PST	2537	Ar San Francisco, Calif.....	Lv 10 00 AM " "
		(44-Ath St., Santa Fe Terminal)	

- c Stops on flag to receive revenue passengers for Salt Lake City or beyond, and discharge revenue passengers from Lincoln or beyond.
 - d Stops on flag to receive revenue passengers for Denver or beyond, and discharge revenue passengers from Salt Lake City or beyond.
 - e Stops on flag to receive revenue passengers for Lincoln or beyond, and discharge revenue passengers from Salt Lake City or beyond.
 - k Stops on flag to receive revenue passengers for Salt Lake City or beyond, and discharge revenue passengers from Denver or beyond.
- cst—Central Standard Time. mst—Mountain Standard Time.
pst—Pacific Standard Time.

All space on the California Zephyr—both coach and Pullman—is reserved and specifically assigned in advance. Dome seats are not reserved. Checked baggage will be handled on the California Zephyr to or from Glenwood Springs and Grand Junction, Colorado, but not to or from other intermediate points between Denver and Salt Lake City.

Coach seat reservation charge applies between D&RGW stations and Western Pacific stations, but not locally on D&RGW or CB&Q, or between D&RGW stations and CB&Q stations.

PERSONALIZED SERVICE

Rio Grand traffic representatives at the 38 offices listed in this folder are eager to be of service to you. Whatever your transportation problem, you'll find them friendly counselors.

DENVER ZEPHYR

BETWEEN

COLORADO SPRINGS • DENVER • OMAHA • CHICAGO

READ DOWN (See Page 8 for Equipment) READ UP

No. 2 Daily	Miles from Colo. Spgs.	Denver & Rio Grande Western Railroad	No. 1 Daily
1 10 PM MST	0	Lv Colorado Springs, Colo.....	Ar 10 40 AM MST
3 00 " "	75	Ar Denver, Colo.....	Lv 9 00 " "
Burlington Route			
No. 10			No. 1
4 00 PM MST	75	Lv Denver, Colo.....	Ar 8 35 AM MST
7 31 " "	330	Ar McCook, Nebr.....	Lv 4 48 " "
8 34 " CST	330	Lv McCook, Nebr.....	Ar 5 45 " CST
12 09 AM " "	558	Ar Lincoln, Nebr.....	Lv 2 14 " "
1 16 " "	613	Ar Omaha, Nebr.....	Lv 12 59 " "
6 01 " "	908	Ar Burlington, Iowa.....	Lv 8 10 PM " "
9 45 " "	1114	Ar Chicago, Ill.....	Lv 4 45 " "

mst—Mountain Standard Time. cst—Central Standard Time.


HOW TO CROSS THE ROCKIES AND NEVER FASTEN A SEAT BELT!

Take the CALIFORNIA ZEPHYR! Nothing is more wonderfully relaxing than a winter-time scenic cruise between Chicago and San Francisco on the train with the Vista-Domes. Only the California Zephyr schedules all the spectacular parts of your trip during daylight hours—the splendor of the Colorado Rockies and the rugged beauty of California's Feather River Canyon in the High Sierra. Whether you travel in a private Pullman room or deep-cushioned Chair Coach seat, you can stretch your legs with no seat belt to unfasten. In the Dining Car—superb food, graciously served, reasonably priced. In the Cable Car Room—inexpensive snacks and drinks.

For reservations and information call or see your

TRAVEL AGENT
or
RAILROAD TICKET AGENT

Enjoy a delicious "Dinner in the Diner" on THE PROSPECTOR



Dine in leisurely comfort—at a real table, with clean linen, real china, gleaming silverware. Choose a complete meal from The Prospector's justly-famous menu—soup, salad, entree, beverage, dessert—the whole works. Or, if you prefer, just a sandwich and coffee.

Overnight, Every Night, between Denver and Salt Lake City

MOFFAT TUNNEL ROUTE

DENVER, BOND (Orestod), DOTSERO, GLENWOOD SPRINGS, GRAND JUNCTION AND SALT LAKE CITY

(See Page 8 for Equipment)

READ DOWN			Issued November 6, 1966		READ UP	
7 The Prospector	17 California Zephyr	Miles from Denver	STATIONS		18 California Zephyr	8 The Prospector
MOUNTAIN STANDARD TIME						
* 5 30 PM	* 8 40 AM	.0 Lv	DENVER, COLO.		* 7 10 PM	* 7 50 AM
		50.0 Lv	East Portal			
			(MOFFAT TUNNEL)			
f 7 20 PM		56.9 Lv	Winter Park			
f 7 55 PM	11 00 AM	75.5 Lv	Granby		e 4 40 PM	f 5 45 AM
8 35 PM		103.2 Lv	Kremmling			4 30 AM
9 35 PM	12 25 PM	129.3 Ar	BOND (Orestod)		3 10 PM	3 30 AM
9 35 PM	12 25 PM	129.3 Lv	BOND		3 10 PM	3 30 AM
		134.9 Lv	Glen			
		144.6 Lv	Burns			3 05 AM
		148.8 Lv	Sylvan			
		166.8 Lv	Dotsero			
		175.4 Lv	Shoshone			
			(Glenwood Canyon)			
11 15 PM	2 05 PM	185.0 Lv	GLENWOOD SPRINGS		1 38 PM	2 00 AM
		197.6 Lv	New Castle			
		204.4 Lv	Silt			
11 50 PM	2 35 PM	211.5 Lv	Rifle		d 1 05 PM	1 25 AM
		228.9 Lv	Grand Valley			
		241.5 Lv	De Beque			
		261.9 Lv	Palisade			
		267.4 Lv	Clifton			
1 05 AM	3 50 PM	274.5 Lv	GRAND JUNCTION		11 53 AM	12 05 AM
1 25 AM	4 00 PM	274.5 Lv	GRAND JUNCTION		11 43 AM	11 45 PM
		285.4 Lv	Fruita			
		290.5 Lv	Loma			
		293.8 Lv	Mack, Colo.			
		313.3 Lv	Westwater, Utah			
		329.3 Lv	Cisco			
2 50 AM	5 20 PM	353.0 Lv	Thompson		d 10 20 AM	10 20 PM
3 20 AM		380.1 Lv	Green River			9 45 PM
		406.3 Lv	Woodside			
		428.1 Lv	Mounds			
4 40 AM		444.0 Lv	Price			8 35 PM
5 00 AM	7 08 PM	451.4 Lv	HELPER		8 38 AM	8 20 PM
		455.2 Lv	Castle Gate			
		469.4 Lv	Colton			
		476.3 Lv	Soldier Summit			
		485.9 Lv	Gilluly			
6 35 AM		505.8 Lv	Thistle			6 35 PM
f 6 50 AM		520.7 Lv	Springville			f 6 16 PM
7 05 AM	9 05 PM	526.1 Lv	PROVO			6 10 PM
		532.1 Lv	Geneva			
		538.6 Lv	American Fork			
		541.9 Lv	Lehi			
		554.1 Lv	Riverton			
		559.4 Lv	Midvale			
		563.3 Lv	Murray			
		567.4 Lv	Roper			
8 00 AM	10 00 PM	570.0 Ar	SALT LAKE CITY, UTAH		* 5 45 AM	* 5 15 PM
		606.9	OGDEN, UTAH			

♦ D&RGW passenger trains originate and terminate at Salt Lake City. Tickets reading via D&RGW between Salt Lake City and Ogden will be honored on Union Pacific trains.

REFERENCE NOTES

- * Daily.
- c Stops on flag to receive revenue passengers for Salt Lake City or beyond, and discharge revenue passengers from Lincoln or beyond.
- d Stops on flag to receive revenue passengers for Denver or beyond, and discharge revenue passengers from Salt Lake or beyond.
- e Stops on flag to receive revenue passengers for Lincoln or beyond, and discharge revenue passengers from Salt Lake City or beyond.
- f Flag stop.
- j Stops on flag to pick up pay passengers for Denver, Colorado Springs, Pueblo or beyond.
- k Stops on flag to receive revenue passengers for Salt Lake City or beyond, and discharge revenue passengers from Denver or beyond.
- x Stops to discharge pay passengers from Denver, Colorado Springs and Pueblo.
- ▲ No checked baggage handled at this station.
- ☛ Rail-Auto Service available at this point.

ROYAL GORGE ROUTE

DENVER, COLORADO SPRINGS, PUEBLO, CANON CITY AND SALIDA

(See Page 8 for Equipment)

READ DOWN			Issued November 6, 1966		READ UP	
1 The Royal Gorge	Miles from Denver	STATIONS		2 The Royal Gorge		
MOUNTAIN STANDARD TIME						
* 9 00 AM	.0	DENVER, COLO.		* 3 00 PM		
9 20 AM	10.3	Lv Littleton		2 38 PM		
	20.7	Lv Louviers (Gann)				
f 9 36 AM	24.5	Lv Sedalia		f 2 19 PM		
	32.5	Lv Castle Rock		f 2 10 PM		
f 9 58 AM	43.0	Lv Larkspur		f 1 58 PM		
f 10 04 AM	46.9	Lv Greenland				
f 10 12 AM	51.9	Lv Palmer Lake		f 1 47 PM		
f 10 17 AM	55.9	Lv Monument		f 1 38 PM		
	61.9	Lv Academy (U.S. Air Force)				
* 10 40 AM	74.9	Ar COLORADO SPRINGS (Pikes Peak)		* 1 10 PM		
* 10 50 AM	74.9	Ar COLORADO SPRINGS		* 1 10 PM		
f 11 08 AM	87.9	Lv Fountain		f 12 42 PM		
11 50 AM	119.4	Ar PUEBLO		12 05 PM		
12 15 PM	119.4	Ar PUEBLO		11 45 AM		
	134.6	Lv Swallows				
	139.6	Lv Hobson				
f 12 52 PM	145.8	Lv Portland		f 11 01 AM		
1 02 PM	151.9	Lv Florence		10 53 AM		
1 23 PM	160.0	Ar CANON CITY		10 40 AM		
1 36 PM	166.2	Ar Hanging Bridge (ROYAL GORGE)		10 27 AM		
	166.2	Ar Hanging Bridge				
1 46 PM	166.2	Ar Hanging Bridge		10 17 AM		
f 1 57 PM	171.2	Lv Parkdale		f 10 05 AM		
2 20 PM	184.1	Lv Texas Creek		9 45 AM		
f 2 34 PM	191.7	Lv Cotopaxi		9 34 AM		
3 15 PM	215.1	Ar SALIDA		9 00 AM		
	215.1	Ar SALIDA				
	222.2	Brown Canon				
	232.8	Nathrop				
	240.3	Buena Vista				
	257.3	Yale				
	271.0	Malta (Leadville)				
	281.0	Tennessee Pass				
	288.7	Pando				
	293.9	Red Cliff				
		Eagle River Canyon				
	302.0	Minturn				
	308.0	Avon				
	319.1	Wolcott				
	329.0	Eagle				
	335.8	Gypsum				
	341.9	Dotsero				

*AT COLORADO SPRINGS, SOUTHBOUND TRAINS USE D.&R.G.W. STATION; NORTHBOUND TRAINS USE A.T.&S.F. STATION

WONDERLAND WEEKEND PACKAGE

AT GLENWOOD SPRINGS Here's the car-free, carefree way to "get away from it all" for a relaxing, refreshing weekend in Colorado's favorite recreation land. One, low package price gives you all this:


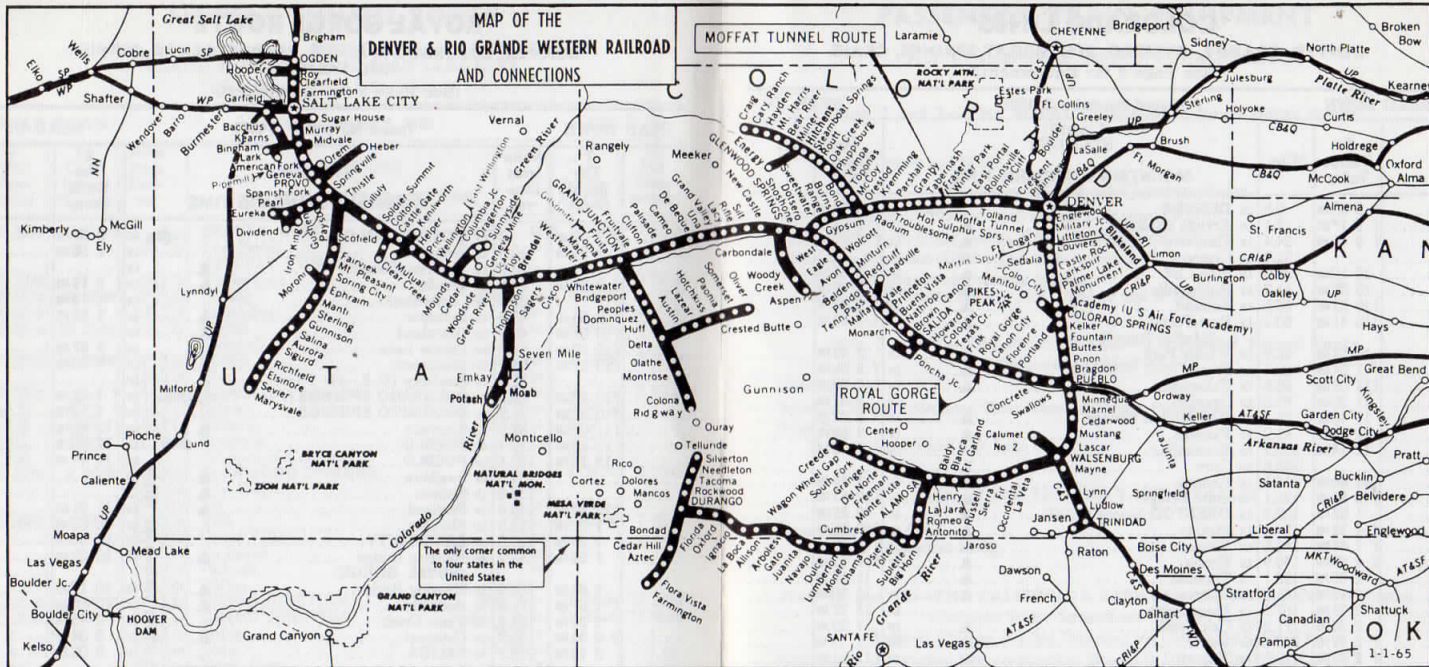
- **ROUND TRIP RAIL FARE** leave Denver Friday at 5:30 p.m. on the Rio Grande Prospector; arrive Glenwood Springs at 11:15 p.m. Returning, leave Glenwood Springs at 1:38 p.m. Sunday on the Vista-Dome California Zephyr—a beautiful scenic ride through the Rockies—arrive Denver at 7:10 p.m.

- **ACCOMMODATIONS** Spacious accommodations in the historic Old English Lodge or one of two modern motel-type Chalets are provided Friday and Saturday nights.

- **MEALS** You'll enjoy delicious food, prepared to meet the most discriminating and demanding appetites: Breakfast Saturday and Sunday morning in the Coffee Shop . . . luncheon Saturday and Sunday and dinner Saturday evening in the Timberline Room.
- **SWIMMING OR VAPOR CAVE BATH** Take a refreshing dip in the world-famous Hot Springs Pool . . . or, if you prefer, enjoy a unique, invigorating Vapor Cave Bath.

ONLY \$31⁵⁰ per adult,
two to a room

(\$33.50 adult, single accommodation)
\$26.50, children under 12 years of age.



**rail
travel
card**

Series 2

NO. A 14147-123

SUBSCRIBER **XYZ Corp.**

CARD HOLDER **John Doe**

SIGNATURE *John Doe*

Nation-wide "Charge-it" Service—without deposit!

Honored by 50 Railroads

You're recognized as an old friend... when you use the "charge-it" service of your Rail Travel Card. Costs you nothing... saves time and trouble.

NO DEPOSIT REQUIRED!

H. F. Eno, Passenger Traffic Manager
 Denver & Rio Grande Western Railroad
 Room 101, Rio Grande Bldg., Dept. TT
 1531 Stout Street, Denver, Colorado 80217



BAGGAGE ALLOWANCE

Each adult ticket entitles you to check as much as 150 pounds (up to \$100 value). On Family Plan tickets up to 300 pounds (not exceeding \$200.00 in value) is allowed regardless of number of persons for which ticket is issued. A charge of 25 cents is made per hand bag, 50 cents per trunk.

FAMILY FARE PLAN

Here's how it works:
 On one-way trips, one parent pays full fare (either coach or Pullman); other parent and all children from ages 12 through 21 pay one-half regular fare; children 5 through 11 pay one-fourth fare; children under five ride free.

On round trips, one parent pays the full round trip fare; other parent and children 12 through 21 pay the usual one-way fare; children 5 through 11 pay half the usual one-way fare; children under five ride free.

These family fares are good on all Rio Grande trains except The Silverton and Winter Park Ski Trains. The above family plan applies for local tickets on the Rio Grande. For other family plan arrangements, consult Ticket Agent.



RAIL-AUTO TRAVEL PLAN

(Hertz and Avis)

Here's the way to go places. Stretch out, get comfortable on a fast train. Arrive refreshed. Then, step into a clean, dependable new rental car.


That's traveling! Easy traveling, too.

Your ticket agent will reserve your car when you buy your ticket. No charge. Low rates (extra low by the week) cover all gasoline, oil and proper insurance.

COLORADO LINES

DENVER, GRANBY, ORESTOD, STEAMBOAT SPRINGS, CRAIG
(See Page 8 for Equipment)

READ DOWN			Issued November 6, 1966			READ UP		
9 Yampa Valley	Miles	STATIONS			10 Yampa Valley			
MOUNTAIN STANDARD TIME								
* 9 05 AM	0.0	Lv DENVER	▲	Lv	* 5 20 PM			
f 9 17 AM	7.1	Lv Arvada (Ralston)	▲	Lv	f 5 03 PM			
f 9 44 AM	24.4	Lv Plainview	▲	Lv	f 4 29 PM			
	31.3	Lv Crescent	▲	Lv				
	37.0	Lv Pine Cliff	▲	Lv	3 57 PM			
	41.7	Lv Rollinsville	▲	Lv	3 49 PM			
f 10 33 AM	46.8	Lv Tolland	▲	Lv	f 3 40 PM			
f 10 41 AM	50.0	Lv East Portal	▲	Lv	f 3 35 PM			
		(Moffat Tunnel)						
	56.9	Lv Winter Park	▲	Lv	3 22 PM			
f 11 04 AM	62.1	Lv Fraser	▲	Lv	f 3 06 PM			
f 11 08 AM	65.9	Lv Tabernash	▲	Lv	f 2 58 PM			
	75.5	Lv Granby	▲	Lv	2 41 PM			
	86.1	Lv Hot Sulphur Springs	▲	Lv	2 22 PM			
	91.0	Lv Parshall	▲	Lv	1 58 PM			
	103.2	Lv Kremmling	▲	Lv	1 53 PM			
	105.8	Lv Gore	▲	Lv				
	116.1	Lv Radium	▲	Lv	1 19 PM			
f 12 58 PM	126.1	Lv State Bridge	▲	Lv	f 12 57 PM			
	128.5	Lv ORESTOD	▲	Lv	12 55 PM			
f 1 05 PM	134.1	Lv McCoy	▲	Lv	f 12 32 PM			
f 1 19 PM	142.5	Lv Volcano	▲	Lv	f 12 09 PM			
f 1 41 PM	149.9	Lv Egeria	▲	Lv	f 11 51 AM			
f 2 00 PM	153.1	Lv Toponas	▲	Lv	11 47 AM			
	161.6	Lv Yampa	▲	Lv	11 36 AM			
	167.7	Lv Phippsburg	▲	Lv	11 27 AM			
	171.2	Lv Oak Creek	▲	Lv	11 20 AM			
f 2 39 PM	173.6	Lv Routt	▲	Lv	f 11 14 AM			
f 2 42 PM	175.0	Lv Haybro	▲	Lv	f 11 11 AM			
f 2 56 PM	183.6	Lv Sidney	▲	Lv	f 10 57 AM			
3 13 PM	190.9	Lv STEAMBOAT SPRINGS	▲	Lv	10 44 AM			
	197.5	Lv Brookston	▲	Lv				
	200.9	Lv Milner	▲	Lv	10 31 AM			
	206.3	Lv Bear River	▲	Lv				
f 3 38 PM	207.7	Lv Mt. Harris	▲	Lv	f 10 22 AM			
3 50 PM	214.8	Lv HAYDEN	▲	Lv	10 12 AM			
	219.2	Lv Cary Ranch	▲	Lv				
4 20 PM	231.4	Ar CRAIG	▲	Lv	* 9 50 AM			

* Daily.
f Flag stop.  Rail-Auto Service available at this point.

ASPEN BRANCH—RAIL FREIGHT SERVICE ONLY

Glenwood-Aspen Stages
Rail Tickets Not Honored

STATIONS					
Bus	Bus	Miles	MOUNTAIN STANDARD TIME		Bus
ⓑ 8 45 AM	Ⓐ 2 20 PM	.0	Lv Glenwood Springs	Lv	ⓑ 12 35 PM
9 00 AM		12.9	Lv Carbondale	Lv	Ⓐ 12 10 PM
10 00 AM	3 25 PM	41.2	Ar Aspen	Lv	11 35 AM
					Ⓐ 4 15 PM

Ⓐ Daily December 15, 1966 to April 15, 1967, inclusive.
ⓑ Daily.

SITZMARK PACKAGE

Mountain Outin' at WINTER PARK

8 HOUR SCENIC SPECIAL EVERY DAY **\$5.50**

The car-free, carefree way to see the best of the West!

YOUR SCHEDULE FOR PLEASURE:

- Lv. Denver Union Station (D &RGW Train #9) 9:05 AM
Big Vista Domes provide an ever-changing scenic panorama as your Rio Grande train glides through the heart of the Rockies via the famous Moffat Tunnel Scenic Shortcut.
- Ar. Winter Park 10:52 AM
A delicious luncheon will be served to you at The Sitzmark.
- Lv. Winter Park (D &RGW Train #10) 3:22 PM
- Ar. Denver Union Station 5:20 PM

Complete cost only \$5.50 for adults, \$3.00 for children over 5 and under 12 years of age.

PASSENGER TRAIN EQUIPMENT

(All Equipment Is Air Conditioned)

Nos. 1 and 2—THE ROYAL GORGE—Via Royal Gorge Route (Diesel Power)

Chair Car
Between Denver and Salida.

Denver Zephyr Connection

Standard Sleeper (10 Roomettes, 6 Double Bedrooms) (DZ-10).

Slumber Coach (24 Single Rooms, 8 Double Rooms) (SC-12).

Vista Dome Chair Car (DZ-14) (All seats reserved).

Between Chicago and Colorado Springs.

(In C.B.&Q. Denver Zephyr, Nos. 1 and 10 east of Denver).

Nos. 7 and 8—THE PROSPECTOR—Via Moffat Tunnel Route (Streamlined-Diesel Power)

Diner-Lounge.

Standard Sleepers (Sections, Roomettes and Double Bedrooms).

Chair Car.

Between Denver and Salt Lake City.

Nos. 9 and 10—THE YAMPA VALLEY (Diesel Power)

Vista Dome Chair Car.

Between Denver and Craig.

Nos. 17 and 18—THE CALIFORNIA ZEPHYR—Via Moffat Tunnel Route (Stainless Steel—Streamlined—Diesel Power)

Between Chicago and San Francisco, via CB&Q-D&RGW-WP.

Vista Dome Observation Lounge-Standard Sleeper (1 DR., 3 Dbl. BR.) (CZ-10).

Standard Sleeper (6 Dbl. BR., 10 Roomettes) (CZ-15).

Standard Sleepers (6 Dbl. BR., 10 Roomettes) (CZ-16 and CZ-18) (2 Cars).

Standard Sleeper (6 Dbl. BR., 5 Compts.) (CZ-19).

Vista Dome Chair Cars (CZ-20 and CZ-21) (2 Cars).

Chair Car (CZ-30) (Between Chicago and Grand Junction).

Vista Dome Buffet-Lounge (Lounge for all passengers; Vista Dome for sleeping car passengers) (Buffet and sandwich service from 6:00 a.m. to 10:00 p.m.).

Diner (Service a la carte and table d'hote).

All space on the California Zephyr—both coach and Pullman—is reserved and specifically assigned in advance. Dome seats are not reserved. Checked baggage will be handled on the California Zephyr to or from Glenwood Springs and Grand Junction, Colorado, but not to or from other intermediate points between Denver and Salt Lake City. Coach seat reservation charge applies between D&RGW stations and Western Pacific stations, but not locally on D&RGW or CB&Q, or between D&RGW stations and CB&Q stations.

Looking for an Industrial Site?

If your company is looking for a plant site, branch office, distribution or collection point in the Colorado-Utah business belt, you need a capable local contact, and are invited to call on Rio Grande. We'll be delighted to arrange a site-investigation tour. There is no obligation and all inquiries will be held in strict confidence.

Address inquiries to:

R. C. Cavness,

Director of Industrial Development,

Rio Grande Building, P. O. Box 5482,

Denver, Colorado 80217

RAIL AND PULLMAN FARES

The fares shown below are those in effect October 1, 1966, and do not reflect any increase which may be authorized at a subsequent date. These fares are quoted as information only, and are subject to change.

	RAILROAD FARES				One-Way Pullman Fares	
	In Coaches		In Pullmans		Standard Car	
	One-way	6 Months Round-trip	One-way	6 Months Round-trip	Lower Berth	Seat Fare Day Travel
COLORADO SPRINGS TO						
Chicago..... Ill.	\$31.46	\$56.65	\$39.95	\$71.95	\$12.25	
Glenwood Springs..... Colo.	8.52	15.35	10.82	19.50		
Grand Junction..... Colo.	11.22	20.20	14.27	25.70		
Kansas City..... Mo.	19.43	35.00	24.65	44.40	7.55	
Los Angeles..... Calif.	41.48	75.75	52.68	88.95	17.70	
New York (1)..... N. Y.	73.62	128.37	107.33	200.05	24.02	
Provo..... Utah	17.92	32.30	22.76	41.00		
St. Louis..... Mo.	28.78	51.85	36.49	65.70	11.45	
Salt Lake City..... Utah	17.92	32.30	22.76	41.00	8.70	
San Francisco..... Calif.	41.48	75.75	52.68	88.95	17.70	
DENVER TO						
Chicago..... Ill.	31.46	56.65	39.95	71.95	12.25	
Colorado Springs..... Colo.	2.27	4.10	2.90	5.25		1.15
Glenwood Springs..... Colo.	6.23	11.25	7.92	14.30	5.80	1.90
Grand Junction..... Colo.	8.96	16.15	11.37	20.50	5.80	2.70
Kansas City..... Mo.	19.43	35.00	24.65	44.40	7.55	
Los Angeles..... Calif.	41.48	75.75	52.68	88.95	17.70	
Provo..... Utah	16.58	29.85	21.08	37.95		
Pueblo..... Colo.	3.66	6.60	4.63	8.35		
St. Louis..... Mo.	28.78	51.85	36.49	65.70	11.45	
Salt Lake City..... Utah	17.92	32.30	22.76	41.00	8.70	5.30
San Francisco..... Calif.	41.48	75.75	52.68	88.95	17.70	
GLENWOOD SPRINGS TO						
Chicago..... Ill.	37.69	67.85	47.87	86.20	14.50	
Grand Junction..... Colo.	2.72	4.90	3.47	6.25		1.15
Kansas City..... Mo.	25.66	46.20	32.57	58.65	10.20	
Los Angeles..... Calif.	95.93	165.85	65.43	112.80	14.05	
New York (1)..... N. Y.	79.86	139.62	115.25	214.35	26.27	
Omaha..... Neb.	22.57	40.65	28.65	51.60	10.20	
Provo..... Utah	10.36	18.65	13.18	23.75	5.80	3.30
St. Louis..... Mo.	35.01	63.05	44.41	79.95	13.75	
Salt Lake City..... Utah	11.71	21.10	14.87	26.80	5.80	3.55
San Francisco..... Calif.	40.37	69.05	51.18	87.20	14.05	
GRAND JUNCTION TO						
Chicago..... Ill.	40.42	72.80	51.32	92.40	15.50	
Kansas City..... Mo.	28.39	51.15	36.02	64.85	11.45	
Los Angeles..... Calif.	33.21	60.95	41.97	76.55	13.75	
New York (1)..... N. Y.	82.58	144.52	118.70	220.55	27.27	
Omaha..... Neb.	25.30	45.55	32.10	57.80	11.45	
Provo..... Utah	7.64	13.80	9.71	17.50	5.80	2.50
St. Louis..... Mo.	37.74	67.95	47.86	86.15	14.50	
Salt Lake City..... Utah	8.99	16.20	11.41	20.55	5.80	2.95
San Francisco..... Calif.	37.65	64.15	47.72	80.95	13.75	
PUEBLO TO						
Chicago..... Ill.	31.46	56.65	39.95	71.95		
Glenwood Springs..... Colo.	9.89	17.85	12.55	22.60		
Grand Junction..... Colo.	12.59	22.70	16.00	28.80		
Los Angeles..... Calif.	41.48	75.75	52.68	88.95		
New York (1)..... N. Y.	73.62	128.37	107.33	200.05		
Provo..... Utah	17.92	32.30	22.76	41.00		
Salt Lake City..... Utah	17.92	32.30	22.76	41.00		
San Francisco..... Calif.	41.48	75.75	52.68	88.95		
SALT LAKE CITY TO						
Chicago..... Ill.	45.41	81.75	57.64	103.80	16.70	
Kansas City..... Mo.	35.97	64.75	45.67	82.25	14.05	
New York (1)..... N. Y.	87.57	153.47	125.02	231.90	28.47	
Omaha..... Neb.	31.38	56.50	39.81	71.70	13.25	
St. Louis..... Mo.	43.02	77.45	54.60	96.30	16.70	

• Via Direct Route.
(1) Via PRR or NYC.

Coach tickets valid in Slumbercouch on The Denver Zephyr—Reserved single room charge Colorado Springs to Chicago \$9.90; \$17.80 double.

Coach tickets valid in Sleepers on The Prospector, Trains 7 and 8, upon payment of Pullman charges for space occupied.

RESERVED COACH SEAT CHARGES ON CALIFORNIA ZEPHYR TO AND FROM WESTERN PACIFIC R. R. STATIONS

BETWEEN	AND ALL W.P.R.R. STATIONS
Denver-Bond, Colo.	\$2.00
Glenwood Springs-Thompson, Utah	1.75
Helper-Provo, Utah	1.50

NOTE: Reserved coach seat charge not applicable locally on D.&R.G.W. or C.B.&Q. between Salt Lake City and Chicago and intermediate points.

FARES FOR OTHER STANDARD PULLMAN ACCOMMODATIONS

Based on charge for Lower Berth as shown in above table. Applies only between points where through Pullman fares are published—not to combination Pullman fares.

WHERE LOWER BERTH FARE IS	Upper berth fare will be	Roomette Fare	Duplex Single Room Fare	Bedroom Fare	Bedroom-Suite Fare	Com-partment Fare	Drawing Room Fare
\$ 5.80	\$ 4.40	\$ 8.10	\$10.20	\$14.75	\$26.65	\$15.85	\$21.35
7.55	5.65	10.55	13.05	18.65	34.05	20.10	27.25
7.90	6.10	11.05	13.75	19.50	35.60	21.00	28.55
8.70	6.65	12.20	14.90	21.20	38.85	22.90	31.20
10.20	7.80	14.40	17.40	24.50	44.95	26.50	36.25
11.45	8.65	16.00	19.25	27.20	49.90	29.50	40.35
12.25	9.25	17.10	20.45	28.90	53.15	31.45	43.05
13.25	10.10	18.65	22.30	31.20	57.45	33.85	46.45
13.75	10.50	19.20	23.00	32.35	59.45	35.00	48.05
14.05	10.70	19.70	23.45	33.00	60.80	35.75	49.15
14.50	10.95	20.20	24.05	33.90	62.40	36.80	50.60
15.50	11.80	21.70	25.75	36.25	66.85	39.25	54.00
16.70	12.70	23.25	27.60	38.65	71.30	42.05	57.90
17.70	13.55	24.75	29.25	41.05	75.70	44.50	61.35
24.02	18.27	33.71	40.47	57.15	104.95	62.00	84.80
26.27	19.97	36.81	44.07	62.15	114.20	67.35	92.75
27.27	20.82	38.31	45.77	64.50	118.65	69.80	95.75
28.47	21.72	39.86	47.62	66.90	123.10	72.60	99.65

Exclusive Space Occupancy by One Person: One and one-fourth railroad tickets must be purchased for exclusive use of drawing room; one adult rail ticket for compartment, bedroom, roomette, or duplex single room; two adult rail tickets for bedroom suite. (Night occupancy.)

GENERAL INFORMATION

Special Notice. The time shown in this folder is subject to change without notice; is that at which trains may be expected to arrive at and depart from the several stations, but their arrival or departure at the time stated is not guaranteed. This Company reserves the right to discontinue trains, change schedules, and substitute equipment, and will not be responsible for any delay or other deviation from conditions outlined in this time table.

Adjustment Of Fares. Should any difference arise between yourself and the conductor, pay the fare requested, take receipt for the amount, and refer the matter to the Passenger Traffic Manager, Denver, Colo., for adjustment.

Children under 5 years of age, free, when accompanied by parent or guardian; 5 years of age and under 12, one-half fare; 12 years of age or over, full fare.

Children Traveling Alone. Children under 5 years of age must be accompanied by an adult. Children of half fare age when unaccompanied by parent or guardian will not be accepted unless authorized by Ticket Agent, and arrangements for such acceptance must be made in advance.

Redemption Of Tickets. For refund on partially used or wholly unused D. & R. G. W. rail tickets, consult local ticket agent, or mail tickets, with explanation of non-use to H. F. Eno, Passenger Traffic Manager, D. & R. G. W. R. R., Room 100 Rio Grande Building, 1531 Stout St., Denver, Colo. 80217.

Before Boarding Train ask the ticket agent, brakeman, or conductor whether the train stops at the station to which you may be ticketed. There are stations at which some trains do not stop.

Stopping Trains On Signal. Where trains are scheduled to stop only on signal, passengers on trains must give advance notice to conductor, and persons intending to board trains must advise agent to that effect, in order that necessary arrangements may be perfected.

Ticket Honoring. All classes of regular tickets will be honored on all trains, except 20 day excursion, Drovers, Caretakers and Banana Messenger tickets will not be honored on the California Zephyr, Trains 17 and 18.

Baggage. 150 pounds of personal baggage not exceeding \$100 in value may be checked on each adult ticket for a charge of 25 cents for each hand bag, 50 cents for each trunk. A maximum of 300 pounds is allowed to each family group traveling on Family Fare Plan tickets for the same nominal charge.

Lost Articles. Inquiries regarding lost articles and baggage problems should be addressed to J. H. Tanner, Assistant Passenger Traffic Manager, Denver, Colorado.

BAGGAGE INSURANCE covering checked and unchecked baggage for an entire trip, may be purchased at principal Rio Grande ticket offices and baggage counters. Consult agent for particulars.