

ISSUED OCTOBER 1, 1961

Rio Grande TIME TABLES

ROYAL GORGE ROUTE



Royal Gorge of the Arkansas River

DENVER & RIO GRANDE WESTERN RAILROAD

MAIN LINE THRU THE ROCKIES

ISSUED OCTOBER 1, 1961

Rio Grande TIME TABLES

MOFFAT TUNNEL ROUTE



California Zephyr—Glenwood Canyon, Colorado River

DENVER & RIO GRANDE WESTERN RAILROAD

MAIN LINE THRU THE ROCKIES

COLORADO LINES

DENVER, GRANBY, ORESTOD, STEAMBOAT SPRINGS, CRAIG

READ DOWN			Issued October 1, 1961		READ UP		
9 Yampa Valley Mail	Miles	STATIONS	10 Yampa Valley Mail				
* 9 05 AM	0.0	Lv DENVER	AR * 3 20 PM				
f 9 17 AM	7.1	Lv Arvada (Ralston)	Lv 3 03 PM				
f 9 44 AM	24.4	Lv Plainview	f 2 29 PM				
	31.3	Lv Crescent					
10 16 AM	37.0	Lv Pine Cliff	Lv 1 57 PM				
10 25 AM	41.7	Lv Rollinsville	Lv 1 49 PM				
f 10 33 AM	46.8	Lv Tolland	f 1 40 PM				
10 41 AM	50.0	Lv East Portal	Lv 1 35 PM				
		(Moffat Tunnel)					
10 52 AM	56.9	Lv Winter Park	Lv 1 22 PM				
11 04 AM	62.1	Lv Fraser	Lv 1 11 PM				
f 11 08 AM	65.9	Lv Tabernash	f 1 05 PM				
11 30 AM	75.5	Lv Granby	Lv 12 49 PM				
11 45 AM	86.1	Lv Hot Sulphur Springs	Lv 12 32 PM				
11 55 AM	91.0	Lv Parshall	Lv 12 10 PM				
12 14 PM	103.2	Lv Kremmling	Lv 12 05 PM				
	105.8	Lv Gore					
12 40 PM	116.1	Lv Radium	Lv 11 33 AM				
f 12 58 PM	126.1	Lv State Bridge	f 11 12 AM				
1 05 PM	128.5	Lv ORESTOD	Lv 11 10 AM				
f 1 19 PM	134.1	Lv McCoy	f 10 47 AM				
f 1 41 PM	142.5	Lv Volcano	Lv 10 24 AM				
f 2 00 PM	149.9	Lv Egeria	f 10 06 AM				
2 05 PM	153.1	Lv Toponas	Lv 10 02 AM				
2 18 PM	161.6	Lv Yampa	Lv 9 51 AM				
2 28 PM	167.7	Lv Phippsburg	Lv 9 42 AM				
2 35 PM	171.2	Lv Oak Creek	Lv 9 35 AM				
f 2 39 PM	173.6	Lv Routt	f 9 29 AM				
f 2 42 PM	175.0	Lv Haybro	f 9 26 AM				
f 2 56 PM	183.6	Lv Sidney	f 9 12 AM				
3 13 PM	190.9	Lv STEAMBOAT SPRINGS	Lv 9 03 AM				
f 3 22 PM	197.5	Lv Brookston	f 8 51 AM				
3 27 PM	200.9	Lv Milner	Lv 8 46 AM				
	206.3	Lv Bear River					
f 3 38 PM	207.7	Lv Mt. Harris	f 8 37 AM				
3 50 PM	214.8	Lv HAYDEN	Lv 8 27 AM				
f 3 56 PM	219.2	Lv Cary Ranch	f 8 20 AM				
4 20 PM	231.4	AR CRAIG	* 8 05 AM				

ASPEN BRANCH—RAIL FREIGHT SERVICE ONLY

Glenwood-Aspen Stages
Rail Tickets Not Honored

Bus	Bus	Miles	STATIONS	Bus	Bus
* 8 45 AM	* 2 15 PM	.0	Lv Glenwood Springs	AR * 12 45 PM	* 5 10 PM
9 25 AM	2 40 PM	12.9	Lv Carbondale	Lv 12 20 PM	4 45 PM
10 20 AM	3 45 PM	41.2	AR Aspen	Lv 11 35 AM	4 00 PM

Your "Hotel-on-Wheels"

THE PROSPECTOR

Between Denver and Salt Lake City

This starlight speedster pampers you, and your pocketbook, too! Spacious, reclining coach seats; upper and lower berths, roomettes, bedrooms and bedroom suites. In the diner-lounge, you'll find sparkling refreshments and excellent, freshly-prepared meals at reasonable prices. Compare Prospector comfort, convenience and cost with any other means of transportation and you'll join the many who say, "Wouldn't you rather ride the Prospector?"!

GENERAL INFORMATION

SPECIAL NOTICE. The time shown in this folder is subject to change without notice; is that at which trains may be expected to arrive at and depart from the several stations, but their arrival or departure at the time stated is not guaranteed. This Company reserves the right to discontinue trains, change schedules, and substitute equipment, and will not be responsible for any delay or other deviation from conditions outlined in this time table.

ADJUSTMENT OF FARES. Should any difference arise between yourself and the conductor, pay the fare requested, take receipt for the amount, and refer the matter to the Passenger Traffic Manager, Denver, Colo., for adjustment.

CHILDREN under 5 years of age, free, when accompanied by parent or guardian; 5 years of age and under 12, one-half fare; 12 years of age or over, full fare.

CHILDREN TRAVELING ALONE. Children under 5 years of age must accompanied by an adult. Children of half fare age when unaccompanied by parent or guardian will not be accepted unless authorized by Ticket Agent, and arrangements for such acceptance must be made in advance.

REDEMPTION OF TICKETS. For refund on partially used or wholly unused D. & R. G. W. rail tickets, consult local ticket agent, or mail tickets, with explanation of

PASSENGER TRAIN EQUIPMENT

(All Equipment Is Air Conditioned)

Nos. 1 and 2—THE ROYAL GORGE—Via Royal Gorge Route (Diesel Power)

Grill-Lounge between Denver and Grand Junction.
(Diner-Lounge between Grand Junction and Salt Lake City in Trains 7 and 8.)
Vista Dome Chair Car.
Between Denver and Salt Lake City.
(In Nos. 7 and 8 west of Grand Junction.)

Denver Zephyr Connection

Standard Sleeper (10 Roomettes, 6 Double Bedrooms) (DZ-6).
Slumber Coach (24 Single Rooms, 8 Double Bedrooms) (SC-7).
Vista Dome Chair Car (DZ-8) (All seats reserved).
Between Chicago and Colorado Springs.
(In C.B.&Q. Denver Zephyr, Nos. 1 and 10 east of Denver.)

Nos. 3 and 4—THE COLORADO EAGLE (Streamlined-Diesel Power)

Diner-Lounge Car.
Standard Sleeper (10 Roomettes, 6 Double Bedrooms) (31 eastbound); (111 westbound).
Thrift-T-Sleeper (8 Sections, 3 Double Bedrooms, 1 Drawing Room); (T-3 eastbound); (T-1 westbound); (Coach Tickets honored upon payment of space charge).
Planetarium Chair Car.
Grill Chair Car and Chair Cars.
Between Denver and St. Louis, via D&RGW-Mo. Pac.

Nos. 7 and 8—THE PROSPECTOR—Via Moffat Tunnel Route (Streamlined-Diesel Power)

Diner-Lounge.
Standard Sleepers (Sections, Roomettes and Double Bedrooms).
Chair Car.
Between Denver and Salt Lake City.

Nos. 9 and 10—THE YAMPA VALLEY MAIL (Diesel Power)

Chair Car.
Between Denver and Craig.

Nos. 17 and 18—THE CALIFORNIA ZEPHYR—Via Moffat Tunnel Route (Stainless Steel—Streamlined—Diesel Power)

Vista Dome, Observation Lounge-Standard Sleeper (1 DR., 3 Dbl. BR.) (CZ-10).
Standard Sleeper (6 Dbl. BR., 10 Roomettes) (CZ-11).
Standard Sleeper (6 Dbl. BR., 10 Roomettes) (CZ-15).
Standard Sleeper (6 Dbl. BR., 5 Compts.) (CZ-16).
Vista Dome Chair Cars (CZ-20 and CZ-21) (2 Cars).
Vista Dome Buffet-Lounge (Lounge for all passengers: Vista Dome for sleeping car passengers) (Buffet and sandwich service from 6:00 a.m. to 10:00 p.m.).
Diner (Service a la carte and table d'hôte).
Between Chicago and San Francisco, via CB&Q-D&RGW-WP.
All space on the California Zephyr—both coach and Pullman—is reserved and specifically assigned in advance. Dome seats are not reserved. Checked baggage will be handled on the California Zephyr to or from Glenwood Springs and Grand Junction, Colorado, but not to or from other intermediate points between Denver and Salt Lake City. No extra fare.

FREE BAGGAGE ALLOWANCE

Each adult ticket entitles you to check as much as 150 pounds without additional charge—or 75 pounds on each child's half-fare ticket. On Family Plan tickets up to 300 pounds is allowed regardless of number of persons for which ticket is issued. Baggage insurance may be purchased at principal Rio Grande ticket offices, consult agent for details.

non-use to H. F. Eno, Passenger Traffic Manager, D. & R. G. W. R. R., Room 100 Rio Grande Bldg., 1531 Stout St., Denver 17, Colo.

BEFORE BOARDING TRAINS ask the ticket agent, brakeman, or conductor whether the train stops at the station to which you may be ticketed. There are stations at which some trains do not stop.

STOPPING TRAINS ON SIGNAL. Where trains are scheduled to stop only on signal, passengers on trains must give advance notice to conductor, and persons intending to board trains must advise agent to that effect, in order that necessary arrangement may be perfected.

TICKET HONORING. All classes of regular tickets will be honored on all trains, except 20 day excursion, Drivers, Caretakers and Banana Messenger tickets will not be honored on the California Zephyr, Trains 17 and 18.

BAGGAGE. 150 pounds of personal baggage not exceeding \$100 in value may be checked on each adult ticket without additional charge. A maximum of 300 pounds is allowed without charge to each family group traveling on Family Fare Plan tickets.

Agents will be glad to assist in the recovery of **LOST ARTICLES.** Inquiries regarding lost articles and baggage problems should be addressed to J. H. Tanner, Assistant Passenger Traffic Manager, Denver, Colorado.

RAIL AND PULLMAN FARES

The fares shown below are those in effect September 1, 1961, and do not reflect any increase which may be authorized at a subsequent date. These fares are quoted as information only, are subject to change without notice, and they do not include 10% Federal and 2% Utah taxes.

	RAILROAD FARES				One-Way Pullman Fares	
	In Coaches		In Pullmans		Standard Car	
	One-way	6 Months Round-trip	One-way	6 Months Round-trip	Lower Berth	Seat Fare Day Travel
COLORADO SPRINGS TO						
Kansas City..... Mo.	\$18.93	\$34.10	\$24.00	\$43.20	\$ 7.55	
St. Louis..... Mo.	27.41	49.35	34.77	62.60	11.45	
Salt Lake City..... Utah	17.92	32.30	22.76	41.00	8.70	
DENVER TO						
Glenwood Springs..... Colo.	6.23	11.25	7.92	14.30	5.80	\$1.90
Grand Junction..... Colo.	8.96	16.15	11.37	20.50	5.80	2.70
Kansas City..... Mo.	19.43	35.00	24.65	44.40	7.55	
Los Angeles..... Calif.	41.48	77.45	52.68	88.95	17.70	
Provo..... Utah	16.58	29.85	21.08	37.95	7.90	5.05
St. Louis..... Mo.	27.70	49.90	35.14	63.30	11.45	
Salt Lake City..... Utah	17.92	32.30	22.76	41.00	8.70	5.30
San Francisco..... Calif.	41.48	77.45	52.68	88.95	17.70	

Coach tickets valid in Slumbercoach on The Denver Zephyr—Reserved single room charge Colorado Springs to Chicago \$8.50; \$15.30 double, plus tax.


Coach tickets valid in Thrift-T-Sleeper on The Colorado Eagle—Lower berth charge Denver or Colorado Springs to Kansas City or St. Louis \$7.00; upper berth \$3.50; double room \$14.00; drawing-room \$17.00, plus tax.

Looking for an Industrial Site?

If your company is looking for a plant site, branch office, distribution or collection point in the Colorado-Utah business belt, you need a capable local contact, and are invited to call on Rio Grande. We'll be delighted to arrange a site-investigation tour. There is no obligation and all inquiries will be held in strict confidence.

Address inquiries to:

**R. C. Cavness, Director of Industrial Development,
Rio Grande Building, P. O. Box 5482,
Denver 17, Colorado.**



Nation-wide "Charge-it" Service—without deposit!

Honored by 50 Railroads

You're recognized as an old friend... when you use the "charge-it" service of your Rail Travel Card. Costs you nothing... saves time and trouble.

NO DEPOSIT REQUIRED!

**H. F. Eno, Passenger Traffic Manager
Denver & Rio Grande Western Railroad
Room 100, Rio Grande Bldg., Dept. TT
1531 Stout Street, Denver 17, Colorado**



FREE BAGGAGE ALLOWANCE

Each adult ticket entitles you to check as much as 150 pounds (up to \$100 value) without additional charge. On Family Plan tickets up to 300 pounds (not exceeding \$200.00 in value) is allowed regardless of number of persons for which ticket is issued.

FAMILY FARE PLAN

Here's how it works:

On one-way trips, one parent pays full fare (either coach or Pullman); other parent and all children from ages 12 through 21 pay one-half regular fare; children 5 through 11 pay one-fourth fare; children under five ride free.

On round trips, one parent pays the full round trip fare; other parent and children 12 through 21 pay the usual one-way fare; children 5 through 11 pay half the usual one-way fare; children under five ride free.

These family fares are good on all Rio Grande trains except The Silverton. The above family plan applies for local tickets on the Rio Grande. For other family plan arrangements, consult Ticket Agent.



	RAILROAD FARES				One-Way Pullman Fares	
	In Coaches		In Pullmans		Standard Car	
	One-way	6 Months Round-trip	One-way	6 Months Round-trip	Lower Berth	Seat Fare Day Travel
GLENWOOD SPRINGS TO						
Chicago..... Ill.	\$37.69	\$67.85	\$47.87	\$86.20	\$14.50	
Omaha..... Nebr.	22.55	40.60	28.64	51.60	10.20	
Salt Lake City..... Utah	11.71	21.10	14.87	26.80	5.80	\$ 3.55
San Francisco..... Calif.	37.75	68.05	47.88	84.40	14.05	
GRAND JUNCTION TO						
Chicago..... Ill.	40.40	72.75	51.31	92.40	15.50	
Omaha..... Nebr.	25.29	45.55	32.09	57.80	11.45	
Salt Lake City..... Utah	8.99	16.20	11.41	20.55	5.80	2.95
San Francisco..... Calif.	35.03	63.15	44.42	78.60	13.75	
SALT LAKE CITY TO						
Chicago..... Ill.	45.39	81.80	57.62	103.75	16.70	
Kansas City..... Mo.	35.11	63.20	45.67	82.25	14.05	
Omaha..... Nebr.	31.34	56.45	39.82	71.70	13.25	
St. Louis..... Mo.	43.01	77.40	54.60	98.30	16.70	

FARES FOR OTHER STANDARD PULLMAN ACCOMMODATIONS

Based on charge for Lower Berth as shown in above table. Applies only between points where through Pullman fares are published—not to combination Pullman fares.

WHERE LOWER BERTH FARE IS	Upper berth fare will be	Roomette Fare for one person will be	Bedroom Fare		Compartment Fare		Drawing Room Fare	
			for one person will be	two persons will be	for one person will be	two or more persons will be	for one person will be	two or more persons will be
\$ 5.80	\$ 4.40	\$ 8.10	\$11.90	\$14.75	\$12.55	\$15.85	\$16.90	\$21.35
7.55	5.65	10.55	15.40	18.65	16.10	20.10	21.75	27.25
7.90	6.10	11.05	16.10	19.50	16.85	21.00	22.75	28.55
8.70	6.65	12.20	17.65	21.20	18.45	22.90	24.95	31.20
10.20	7.80	14.40	20.45	24.50	21.45	26.50	29.10	36.25
11.45	8.65	16.00	22.70	27.20	23.90	29.50	32.50	40.35
13.25	10.10	18.65	26.25	31.20	27.55	33.85	37.50	46.45
13.75	10.50	19.20	27.10	32.35	28.50	35.00	38.80	48.05
14.05	10.70	19.70	27.80	33.00	29.15	35.75	39.70	49.15
14.50	10.95	20.20	28.50	33.90	30.00	36.80	40.85	50.60
15.50	11.80	21.70	30.60	36.25	32.05	39.25	43.70	54.00
16.70	12.70	23.25	32.65	38.65	34.40	42.05	46.90	57.90
17.70	13.55	24.75	34.65	41.05	36.40	44.50	49.70	61.35

Exclusive Space Occupancy by One Person: One and one-fourth railroad tickets must be purchased for exclusive use of drawing room; one adult rail ticket for compartment, bedroom or roomette. (Night occupancy.)
• Applies via direct route.

RAIL-AUTO TRAVEL PLAN

(Hertz and Avis)

Here's the way to go places. Stretch out, get comfortable on a fast train. Arrive refreshed. Then, step into a clean, dependable new rental car.

That's traveling! Easy traveling, too.

Your ticket agent will reserve your car when you buy your ticket. No charge. Low rates (extra low by the week) cover all gasoline, oil and proper insurance.



COLORADO EAGLE

BETWEEN

DENVER • COLORADO SPRINGS • PUEBLO
WICHITA • KANSAS CITY • ST. LOUIS

READ DOWN		READ UP	
No. 3 Daily	Miles from Denver	Denver & Rio Grande Western Railroad	No. 4 Daily
4 05 PM MST	0	LV DENVER, COLO.	10 20 AM MST
5 55 " "	75	LV Colorado Springs, Colo (<i>Pikes Peak</i>)	8 38 " "
6 45 PM " "	119	AR PUEBLO, COLO.	7 40 " "
<i>Missouri Pacific R. R.</i>			
		No. 11	
6 55 PM MST	119	LV PUEBLO, COLO.	7 30 AM MST
7 45 " "	170	LV Ordway, Colo.	6 15 " "
12 06 AM MST	458	AR Hoisington, Kans.	1 48 " "
1 18 " CST	458	LV Hoisington, Kans.	2 33 " CST
1 50 " " "	492	LV Geneseo, Kans.	1 50 " " "
		No. 10	
5 45 AM CST	580	AR WICHITA, KANS.	10 00 PM CST
		No. 12	
3 06 AM CST	565	LV Herington, Kans.	12 23 AM CST
3 34 " "	592	LV Council Grove, Kans.	11 54 PM CST
4 45 " "	622	LV Ottawa, Kans.	10 45 " "
5 15 " "	683	LV Osawatimie, Kans.	10 25 " "
6 55 " "	742	AR KANSAS CITY, MO.	9 10 " "
7 15 " "	742	LV KANSAS CITY, MO.	9 00 " "
10 00 " "	900	LV Jefferson City, Mo.	6 05 " "
12 15 PM " "	1021	AR ST. LOUIS, MO.	4 00 " "

mst—Mountain Standard Time. cst—Central Standard Time.

DENVER ZEPHYR

BETWEEN

COLORADO SPRINGS • DENVER • OMAHA • CHICAGO

READ DOWN		READ UP	
No. 2 Daily	Miles from Colo. Spgs.	Denver & Rio Grande Western Railroad	No. 1 Daily
1 10 PM MST	0	LV Colorado Springs, Colo.	10 40 AM MST
3 00 " "	75	AR Denver, Colo.	9 00 " "
<i>Burlington Route</i>			
		No. 1	
4 00 PM MST	75	LV Denver, Colo.	8 30 AM MST
7 35 " "	330	AR McCook, Nebr.	4 31 " "
8 38 PM CST	330	LV McCook, Nebr.	5 28 " CST
12 04 AM " "	558	AR Lincoln, Nebr.	1 58 " " "
1 08 " " "	613	AR Omaha, Nebr.	12 51 " " "
5 53 " " "	908	AR Burlington, Iowa.	8 05 PM " " "
9 05 " " "	1114	AR Chicago, Ill.	5 00 " " "

mst—Mountain Standard Time. cst—Central Standard Time.

BEST WAY TO SEE THE BEST OF THE WEST

... is from a See-all Vista-Dome... at SEE-level! Vista-Dome views of majestic Rocky Mountain wonderlands provide a thrilling daily panorama as refreshing as Nature's four seasons and their ever-changing effect on the Scenic Route.

Queen of Rio Grande's Vista-Dome streamliner fleet is the California Zephyr, which links the Great Lakes with the Golden Gate via Rio Grande's Colorado River Scenic Short Cut. That it is America's most popular transcontinental train is due primarily to the fact that it is specifically designed and scheduled for sightseeing.



CALIFORNIA ZEPHYR

BETWEEN

CHICAGO • DENVER
SALT LAKE CITY • SAN FRANCISCO

READ DOWN		READ UP	
No. 17 Daily	Miles From Chicago	STATIONS Burlington Route	No. 18 Daily
3 10 PM CST	0	LV CHICAGO, ILL. (<i>Union Station</i>)	2 05 PM CST
5 32 " "	162	LV Galesburg, Ill.	11 34 AM " "
6 10 " "	205	Cross Mississippi River	10 57 " "
6 16 " "	206	LV Burlington, Ia.	10 54 " "
7 31 " "	280	LV Ottumwa, Ia.	9 39 " "
9 11 " "	393	LV Creston, Ia.	8 01 " "
10 37 " "	480	Cross Missouri River	6 54 " "
10 57 " "	501	AR Omaha, Nebr.	6 19 " "
11 02 " "	501	LV Omaha, Nebr.	6 04 " "
12 25 AM " "	556	LV Lincoln, Nebr.	4 54 " "
2 20 " "	653	LV Hastings, Nebr.	3 14 " "
4 00 " MST	784	LV McCook, Nebr.	12 47 " "
8 20 " " "	1039	AR DENVER, COLO.	7 35 PM MST
Denver & Rio Grande Western R. R.			
		No. 19	
8 40 AM MST	1039	LV DENVER, COLO.	7 20 PM MST
		No. 20	
10 59 AM MST	1089	Moffat Tunnel—6.2 miles—Continental Divide.	4 58 PM MST
		No. 21	
12 26 PM MST	1114	LV Granby, Colo.	3 34 PM MST
		No. 22	
1 55 PM MST	1224	From Granby parallel the Colorado River for 235 miles.	2 05 PM MST
3 40 " "	1313	Byers Canyon—Gore Canyon	12 08 " "
3 50 " "	1313	LV Bond, Colo.	11 58 AM " "
		No. 23	
5 15 PM MST	1352	Red Canyon—Glenwood Canyon	8 35 AM MST
7 08 PM MST	1392	LV Glenwood Springs, Colo.	10 35 AM MST
		No. 24	
9 05 PM MST	1490	LV Grand Junction, Colo.	6 50 AM MST
10 00 " " "	1515	At Westwater, Utah—last glimpse of Colorado River.	6 00 " " "
		No. 25	
10 15 PM MST	1565	LV Thompson	5 40 AM MST
1 25 AM PST	1609	LV Helper, Utah	12 10 " PST
3 37 " "	2005	Soldier Summit—Wasatch Range.	10 00 PM " "
5 08 " "	2099	LV Provo, Utah	8 35 " " "
6 10 " "	2165	AR SALT LAKE CITY, UTAH	7 30 " " "
7 05 " " "	2216	LV Provo, Utah	6 25 " " "
<i>Western Pacific Railroad</i>			
		No. 26	
8 20 AM PST	2256	LV SALT LAKE CITY, UTAH	5 10 PM PST
10 50 " "	2332	AR Elko, Nev.	2 50 " " "
11 24 " "	2358	AR Winnemucca, Nev.	1 10 " " "
12 10 PM " "	2398	AR Gerlach, Nev.	8 35 " " "
1 07 " " "	2443	AR Herlong, Calif.	7 30 " " "
3 10 " " "	2530	AR Portola, Calif.	6 25 " " "
<i>Feather River Canyon—116 miles through Sierra Nevada Range.</i>			
		No. 27	
4 00 PM PST	2537	AR Keddie, Calif.	5 10 PM PST
		No. 28	
10 50 " "	2332	AR Oroville, Calif.	2 50 " " "
11 24 " "	2358	AR Marysville, Calif.	2 18 " " "
12 10 PM " "	2398	AR Sacramento, Calif.	1 35 " " "
1 07 " " "	2443	AR Stockton, Calif.	12 40 " " "
3 10 " " "	2530	AR Oakland, Calif. (<i>3rd & Washington</i>)	10 45 AM " "
<i>(Via Bus over San Francisco-Oakland Bay Bridge)</i>			
		No. 29	
4 00 PM PST	2537	AR San Francisco, Calif. (<i>3rd & Townsend Station</i>)	10 00 AM " "

c Stops on flag to receive revenue passengers for Sacramento or beyond, and discharge revenue passengers from Omaha or beyond.

d Stops on flag to receive revenue passengers for Denver or beyond, and discharge revenue passengers from Salt Lake City or beyond.

e Stops on flag to receive revenue passengers for Omaha or beyond, and discharge revenue passengers from Sacramento or beyond.

k Stops on flag to receive revenue passengers for Salt Lake City or beyond, and discharge revenue passengers from Denver or beyond.

cst—Central Standard Time.

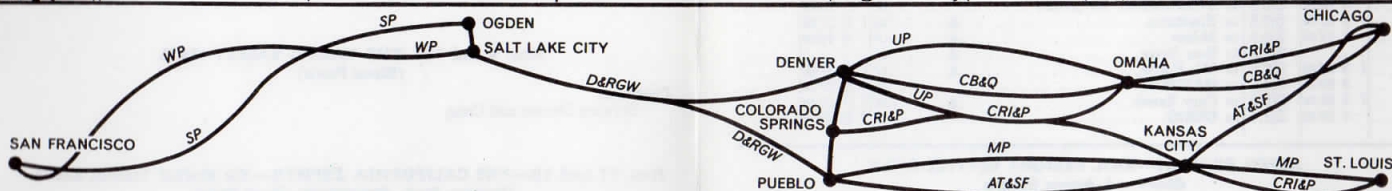
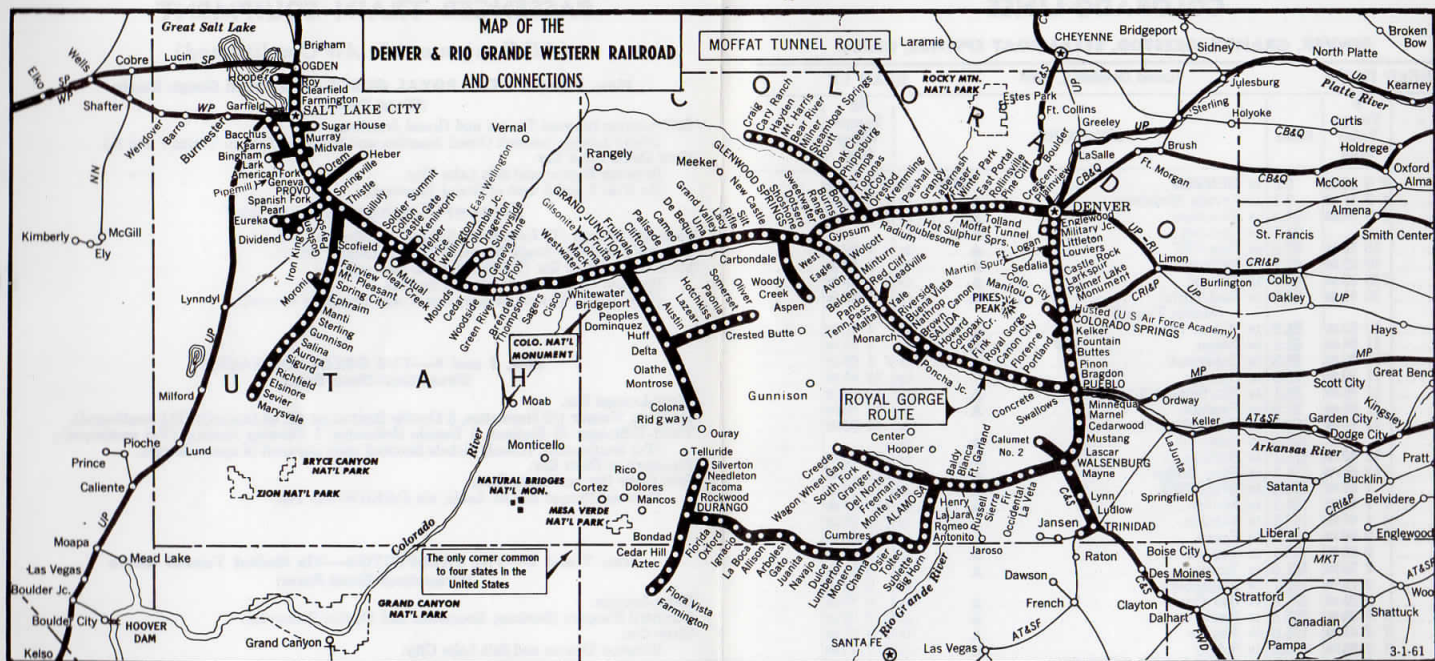
mst—Mountain Standard Time.

pst—Pacific Standard Time.

All space on the California Zephyr—both coach and Pullman—is reserved and specifically assigned in advance. Dome seats are not reserved. Checked baggage will be handled on the California Zephyr to or from Glenwood Springs and Grand Junction, Colorado, but not to or from other intermediate points between Denver and Salt Lake City. No extra fare.

PERSONALIZED SERVICE

Rio Grande traffic representatives at the 38 offices listed in this folder are eager to be of service to you. Whatever your transportation problem, you'll find them friendly counselors.



TRAFFIC REPRESENTATIVES

ALAMOSA, COLO.—Rio Grande Freight Depot—
Juniper 9-2530
H. E. CASH, General Agent.

ATLANTA 3, GA.—1521 Healey Bldg.—
57 Forsyth St. N. W.—Jackson 4-4831
J. M. SINCLAIR, General Agent.

BOISE, IDAHO—215 North Eighth St.—P. O.
Box 851—Phone 2-1722
CECIL PEARSON, General Agent

BOSTON 16, MASS.—P. O. Box 425,
Framingham, Mass.—Trinity 2-5623
P. P. MAGUIRE, General Agent.

CHICAGO 3, ILL.—Suite 2124 Bankers Bldg.—
105 West Adams St.—Randolph 6-7445
G. C. CLEGG, Eastern Traffic Manager.
P. O. SPURGEON, Traffic Manager.
C. J. DOMBRON, General Agent

CINCINNATI 2, OHIO—1436 Enquirer Bldg.—
617 Vine St.—Parkway 1-3212
C. M. WILDT, General Agent.

CLEVELAND 13, OHIO—509 Terminal Tower
Bldg.—50 Public Square—Cherry 1-7386
W. M. DODDS, General Agent.

COLORADO SPRINGS, COLO.—
Rio Grande Passenger Depot—Melrose 4-4857
A. L. BURSON, General Agent.

CRAIG, COLO.—Rio Grande Freight Depot—
Taylor 4-6546
E. G. DEAKINS, District Freight &
Passenger Agent.

DALLAS 1, TEXAS—Room 411, 1416 Com-
merce Building—Riverside 8-7673
J. B. LATIMER, General Agent.

DENVER 17, COLO.—Rio Grande Bldg.—
1531 Stout St.—Acoma 2-5533
W. S. MOORE, Traffic Manager.
G. L. NICOLIN, General Agent
D. G. FRAZIER, District Passenger Agent.

DETROIT 2, MICH.—5-157 General Motors
Bldg.—3044 West Grand Blvd.—
Trinity 5-3025
J. D. KEY, General Agent.

EUGENE, ORE.—230 Ardel Offices
33 Tenth Avenue East—Diamond 5-8535
J. T. HULL, General Agent.

FRESNO 21, CAL.—207 T. W. Patterson Bldg.
2014 Tulare St.—Amherst 4-3290
C. E. MILLS, General Agent.

GRAND JUNCTION, COLO.—
Rio Grande Freight Depot—Chapel 2-5428
J. L. WELLS, General Agent.

KANSAS CITY 5, MO.—602 Board of Trade
Bldg.—127 West Tenth St.—Victor 2-5520
J. W. SAMPLE, General Agent.

LOS ANGELES 14, CAL.—421 Pacific Electric
Bldg.—610 So. Main St.—Madison 9-2316
O. V. HOWARD, General Agent.

MEDFORD, ORE.—108 O. L. Davis Bldg.—
34 North Central Avenue—Spring 2-5243
N. W. VORPAHL, General Agent.

MINNEAPOLIS 2, MINN.—328 Rand Tower
527 Marquette Ave.—Federal 3-7888
C. W. CAMPBELL, General Agent.

NEW YORK 36, N. Y.—500 Fifth Ave.,
Room 220—Chickering 4-7515
A. C. DICK, Traffic Manager.

OAKLAND 12, CAL.—514 Central Bldg.—
14th & Broadway—Glencourt 1-4925
M. E. CHASE, General Agent.

OGDEN, UTAH—Rio Grande Freight Depot
130 24th Street—EXport 3-3325
R. B. WILLIAMS, General Agent.

OMAHA 2, NEB.—512 Grain Exch. Bldg.,
19th & Harney—342-5100
R. L. TAYLOR, General Agent

PHILADELPHIA 7, PA.—1535 Phila. Saving
Fund Bldg.—12 South Twelfth St.—
Walnut 2-2323 & Walnut 2-6592
T. V. SIMMONS, General Agent.

PITTSBURGH 22, PA.—1516 Oliver Bldg.
Mellon Square—Atlantic 1-4242
A. D. COX, General Agent.

PORTLAND 4, ORE.—417 Pacific Bldg.
520 S. W. Yamhill St. Capitol 3-6104
W. M. KIRKPATRICK, Traffic Manager.

PROVO, UTAH—Rio Grande Freight Depot
6th South and 3rd West—Franklin 3-6900
S. D. BURNSIDE, District Freight &
Passenger Agent.

PUEBLO, COLO.—Room 12, Union Depot—
Lincoln 2-2374
J. M. JENSEN, Traffic Manager.

RENO, NEV.—
P. O. Box 2451—Fairview 2-1373
A. F. HOLMAN, General Agent.

SACRAMENTO 21, CAL.—39 Centre Office
Bldg.—3382 El Camino Ave.—
Ivanhoe 3-7383
J. B. HUNTER, General Agent.

ST. LOUIS 3, MO.—1218 Olive St.,
Suite 1110—Garfield 1-3670
C. R. LENNIG, Traffic Manager

SALT LAKE CITY 11, UTAH—Hotel Utah
South Temple & Main—Davis 2-5741
J. K. SPEIGHT, Traffic Manager.

**D. P. HEINER, General Agent, Passenger
Dept.**
R. S. LAWRENCE, General Agent,
Freight Dept.

SAN FRANCISCO 5, CAL.—291 Monadnock
Bldg.—681 Market St.—Garfield 1-2688
C. J. HARBEKE, Western Traffic Manager.
A. A. BOLTON, Traffic Manager.
R. G. DeGUIRE, District Passenger Agent.

SAN JOSE 25, CAL.—Suite 211, San Jose
Commercial Center—1261 Lincoln Ave.—
CYpress 3-6508
F. D. LUCAS, General Agent.

SANTA ROSA, CAL.—2714 Spring Creek Drive
P. O. Box 2025—Liberty 2-7312
J. McMILLEN, General Agent.

SEATTLE 1, WASH.—503 White-Henry-Stuart
Bldg.—4th & University—Main 3-8482
(From Tacoma Telephones ask operator for
Zenith 9370—no toll charge)
E. K. YAEGER, General Agent.

STOCKTON 2, CAL.—309 American Trust
Company Bldg.—22 North San Joaquin St.—
Howard 5-2072
M. W. WELDON, General Agent.

WASHINGTON 5, D. C.—Suite 1000 Shoreham
Bldg.—15th & H Sts. N. W.—
Executive 3-0373
J. L. HENNING, General Agent

If you would like further information regarding our passenger services, or to receive future issues of this time table, please write to

H. F. ENO, Passenger Traffic Manager, Denver & Rio Grande Western Railroad, Room 100 Rio Grande Bldg., 1531 Stout St., Denver 17, Colo.

R. KNOX BRADFORD, Vice-President—Traffic
H. F. BURNAUGH, Assistant to Vice-President—Traffic

J. C. BORG, General Freight Traffic Manager
J. G. SIMPSON, General Freight Traffic Manager

Rio Grande Building
1531 Stout Street
Denver, Colorado

