

Eastbound manifest freight leaving East Portal, Moffat Tunnel, 50 miles west of Denver

Printed in U.S.A.



ISSUED OCTOBER 16, 1960

Rio Grande

TIME TABLES

ROYAL GORGE ROUTE



Royal Gorge of the Arkansas River

DENVER & RIO GRANDE WESTERN RAILROAD

MAIN LINE THRU THE ROCKIES

ISSUED OCTOBER 16, 1960

Rio Grande

TIME TABLES

MOFFAT TUNNEL ROUTE



California Zephyr—Glenwood Canyon, Colorado River

DENVER & RIO GRANDE WESTERN RAILROAD

MAIN LINE THRU THE ROCKIES

ROUTE OF THE Vista-Dome

CALIFORNIA ZEPHYR

BETWEEN

CHICAGO • DENVER • SALT LAKE CITY • SAN FRANCISCO

READ DOWN See Page 7 for Equipment READ UP

No. 17 Daily	Miles From Chicago	STATIONS	No. 18 Daily
3 00 PM CST	0	Lv CHICAGO, ILL. (Union Station) Ar	2 05 PM CST
5 22 " "	162	Lv Galesburg, Ill. Ar	11 34 AM " "
6 00 " "	205	Cross Mississippi River	10 57 " "
6 06 " "	206	Lv Burlington, Ia. Ar	10 54 " "
7 22 " "	280	Lv Ottumwa, Ia. Ar	9 39 " "
9 05 " "	393	Lv Creston, Ia. Ar	8 01 " "
10 32 " "	480	Cross Missouri River	6 54 " "
10 52 " "	501	Ar Omaha, Nebr. Lv	6 19 " "
10 57 " "	501	Lv Omaha, Nebr. Ar	6 04 " "
12 20 AM " "	556	Lv Lincoln, Nebr. Ar	4 54 " "
2 15 " "	653	Lv Hastings, Nebr. Lv	3 14 " "
4 00 " MST	784	Lv McCook, Nebr. Lv	12 47 " "
8 20 " "	1039	Ar DENVER, COLO. Lv	7 35 PM MST
8 40 AM MST	1039	Lv DENVER, COLO. Ar	7 20 PM MST
	1089	Moffat Tunnel—6.2 miles—Continental Divide.	
c10 59 AM MST	1114	Lv Granby, Colo. Lv	e 4 58 PM MST
		From Granby parallel the Colorado River for 235 miles.	
		Byers Canyon—Gore Canyon	
12 26 PM MST	1168	Lv Bond, Colo. Lv	3 34 PM MST
		Red Canyon—Glenwood Canyon	
1 55 PM MST	1224	Lv Glenwood Springs, Colo. Lv	2 05 PM MST
3 40 " "	1313	Ar Grand Junction, Colo. Lv	12 08 " "
3 50 " "	1313	Lv Grand Junction, Colo. Ar	11 58 AM " "
	1347	Ruby Canyon—Colo.—Utah State Line	
	1352	At Westwater, Utah—last glimpse of Colorado River.	
k 5 15 PM MST	1392	Lv Thompson. Lv	d10 35 AM MST
7 08 PM MST	1490	Lv Helper, Utah. Lv	8 53 AM MST
	1515	Soldier Summit—Wasatch Range	
9 05 PM MST	1565	Lv Provo, Utah. Lv	6 50 AM MST
10 00 " "	1609	Ar SALT LAKE CITY, UTAH. Lv	6 00 " "
		Western Pacific Railroad	
10 15 PM MST	1609	Lv SALT LAKE CITY, UTAH. Ar	5 40 AM MST
1 25 AM PST	1872	Ar Elko, Nev. Lv	12 10 " PST
3 37 " "	2005	Ar Winnemucca, Nev. Lv	9 57 PM " "
5 08 " "	2099	Ar Gerlach, Nev. Lv	8 35 " "
6 10 " "	2165	Ar Herlong, Calif. Lv	7 30 " "
7 05 " "	2216	Ar Portola, Calif. Lv	6 25 " "
	2216	Feather River Canyon—116 miles through Sierra Nevada Range.	
8 20 AM PST	2256	Ar Keddie, Calif. Lv	5 10 PM PST
10 50 " "	2332	Ar Oroville, Calif. Lv	2 50 " "
11 24 " "	2358	Ar Marysville, Calif. Lv	2 18 " "
12 10 PM " "	2398	Ar Sacramento, Calif. Lv	1 35 " "
1 07 " "	2443	Ar Stockton, Calif. Lv	12 40 " "
3 10 " "	2530	Ar Oakland, Calif. (3rd & Washington) Lv	10 45 AM " "
		(Via Bus over San Francisco-Oakland Bay Bridge)	
4 00 PM PST	2537	Ar SAN FRANCISCO, CAL. Lv	10 00 AM " "
		(3rd & Townsend Station)	



BEST WAY TO SEE THE BEST OF THE WEST
 ... is from a See-all Vista-Dome ... at SEE-level! Vista-Dome views of majestic Rocky Mountain wonderlands provide a thrilling daily panorama as refreshing as Nature's four seasons and their ever-changing effect on the Scenic Route.
 Queen of Rio Grande's Vista-Dome streamliner fleet is the California Zephyr, which links the Great Lakes with the Golden Gate via Rio Grande's Colorado River Scenic Short Cut. That it is America's most popular transcontinental train is due primarily to the fact that it is specifically designed and scheduled for sightseeing.

Month	S	M	T	W	T	F	S
OCTOBER 1960							1
FEBRUARY 1961							1
JUNE 1961							1
NOVEMBER 1960							1
MARCH 1961							1
JULY 1961							1
DECEMBER 1960							1
APRIL 1961							1
AUGUST 1961							1
JANUARY 1961							1
MAY 1961							1
SEPTEMBER 1961							1

c Stops on flag to receive revenue passengers for Sacramento or beyond, and discharge revenue passengers from Omaha or beyond.
 d Stops on flag to receive revenue passengers for Denver or beyond, and discharge revenue passengers from Salt Lake City or beyond.
 e Stops on flag to receive revenue passengers for Omaha or beyond, and discharge revenue passengers from Sacramento or beyond.
 k Stops on flag to receive revenue passengers for Salt Lake City or beyond, and discharge revenue passengers from Denver or beyond.
 CST—Central Standard Time. MST—Mountain Standard Time.
 PST—Pacific Standard Time.

All space on the California Zephyr—both coach and Pullman—is reserved and specifically assigned in advance. Dome seats are not reserved. Checked baggage will be handled on the California Zephyr to or from Glenwood Springs and Grand Junction, Colorado, but not to or from other intermediate points between Denver and Salt Lake City. No extra fare.

ROUTE OF THE Vista-Dome

ROYAL GORGE

BETWEEN

DENVER • COLORADO SPRINGS • PUEBLO
GLENWOOD SPRINGS • GRAND JUNCTION
PROVO • SALT LAKE CITY

READ DOWN See Page 9 for Equipment READ UP

No. 1 Daily	Miles from Denver	Mountain Standard Time	No. 2 Daily
9 00 AM	0	Lv Denver, Colo. Ar	3 00 PM
10 50 " "	75	Lv Colorado Springs, Colo. Lv	1 10 " "
11 50 " "	119	Ar Pueblo, Colo. Lv	12 05 " "
12 15 PM	119	Lv Pueblo, Colo. Ar	11 45 AM
1 23 " "	160	Lv Canon City, Colo. Lv	10 40 " "
1 36 " "	166	Ar Royal Gorge, Colo. Lv	10 27 " "
		Ten minute stop to view America's best loved travel wonder. Here is located Hanging Bridge, suspended between sheer canyon walls, just 30 feet apart. Above may be seen the World's Highest Bridge, across the Royal Gorge, 1,053 feet above the railroad tracks.	
1 46 PM	166	Lv Royal Gorge, Colo. Ar	10 17 AM
3 25 " "	215	Lv Salida, Colo. Lv	9 00 " "
f 5 15 " "	281	Lv Tennessee Pass, Colo. Lv	f 7 11 " "
		Cross the Continental Divide at Tennessee Pass, highest main-line standard gauge railroad in the United States.	
8 00 PM	360	Lv Glenwood Springs, Colo. Lv	4 40 AM
2 15 AM	450	Lv Grand Junction, Colo. Lv	2 40 " "
5 34 " "	619	Lv Price, Utah. Lv	8 42 PM
7 59 " "	701	Lv Provo, Utah. Lv	6 10 " "
8 55 " "	745	Ar Salt Lake City, Utah. Lv	5 15 " "



ROUTE OF THE Vista-Dome

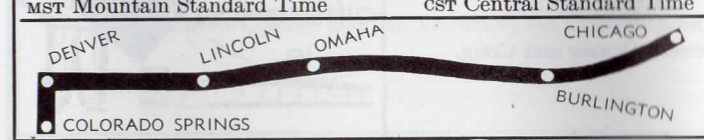
DENVER ZEPHYR

BETWEEN

Colorado Springs • Denver • Omaha • Chicago

READ DOWN See Page 9 for Equipment READ UP

No. 2 Daily	Miles from Colo. Spgs.	Denver & Rio Grande Western Railroad	No. 1 Daily
1 10 PM MST	0	Lv Colorado Spgs., Colo. Ar	10 40 AM MST
3 00 " "	75	Ar Denver, Colo. Lv	9 00 " "
		Burlington Route	No. 1
4 00 PM MST	75	Lv Denver, Colo. Ar	8 30 AM MST
7 35 " "	330	Ar McCook, Nebr. Lv	4 26 " "
8 38 PM CST	330	Lv McCook, Nebr. Ar	5 23 " CST
12 04 AM " "	558	Ar Lincoln, Nebr. Lv	1 53 " " "
1 08 " "	613	Ar Omaha, Nebr. Lv	12 46 " " "
5 53 " "	908	Ar Burlington, Iowa. Lv	7 59 PM " " "
9 00 " "	1114	Ar Chicago, Ill. Lv	5 00 " " "



ROUTE OF THE Vista-Dome

COLORADO EAGLE

BETWEEN

DENVER • COLORADO SPRINGS • PUEBLO
WICHITA • KANSAS CITY • ST. LOUIS

READ DOWN See Page 9 for Equipment READ UP

No. 3 Daily	Miles from Denver	Denver & Rio Grande Western Railroad	No. 4 Daily
4 05 PM MST	0	Lv DENVER, COLO. Ar	10 00 AM MST
5 55 " "	75	Lv Colorado Spgs., Colo. Lv	8 18 " "
		(Pikes Peak)	
6 45 PM " "	119	Ar PUEBLO, COLO. Lv	7 20 " "
		Missouri Pacific R. R.	No. 11
6 55 PM MST	119	Lv PUEBLO, COLO. Ar	7 10 AM MST
7 45 " "	170	Lv Ordway, Colo. Lv	5 57 " "
12 06 AM " "	458	Ar Hoisington, Kans. Lv	1 33 " "
1 18 " CST	458	Lv Hoisington, Kans. Ar	2 19 " CST
1 57 " " "	492	Lv Geneseo, Kans. Lv	1 40 " " "
5 45 AM CST	580	Ar WICHITA, KANS. Lv	10 00 PM CST
3 06 AM CST	565	Lv Herington, Kans. Lv	12 19 AM CST
3 39 " "	592	Lv Council Grove, Kans. Lv	11 56 PM CST
4 53 " "	662	Lv Ottawa, Kans. Lv	10 38 " " "
5 20 " "	683	Lv Osawatomie, Kans. Lv	10 18 " " "
6 55 " "	742	Ar KANSAS CITY, MO. Lv	9 10 " " "
7 15 " "	742	Lv KANSAS CITY, MO. Ar	9 00 " " "
10 00 " "	900	Lv Jefferson City, Mo. Lv	6 05 " " "
12 15 PM " "	1021	Ar ST. LOUIS, MO. Lv	4 00 " " "

MST Mountain Standard Time. CST Central Standard Time.

ROUTE OF THE

PROSPECTOR

BETWEEN

Denver • Glenwood Springs • Grand Junction
Provo • Salt Lake City

READ DOWN See Page 6 for Equipment READ UP

No. 7 Daily	Miles from Denver	Mountain Standard Time	No. 8 Daily
6 40 PM	0	Lv Denver, Colo. Ar	8 00 AM
		Fifty miles from Denver enter the Moffat Tunnel which extends 6.2 miles under the Continental Divide.	
9 37 PM	103	Lv Kremmling. Lv	4 53 AM
10 38 " "	129	Lv Bond. Lv	3 58 " "
12 08 AM	185	Lv Glenwood Springs, Colo. Lv	2 15 " "
12 40 " "	212	Lv Rifle. Lv	1 40 " "
2 15 " "	275	Lv Grand Junction, Colo. Lv	12 22 " "
3 47 " "	353	Lv Thompson. Lv	10 27 PM
5 34 " "	444	Lv Price. Lv	8 42 " "
7 59 " "	526	Lv Provo, Utah. Lv	6 10 " "
8 55 " "	570	Ar Salt Lake City, Utah. Lv	5 15 " "





Table 1												
MOFFAT TUNNEL ROUTE												
DENVER • BOND • GLENWOOD SPRINGS • GRAND JUNCTION												
READ DOWN				October 16, 1960				READ UP				
No. 7 The Prospector	No. 9 Yampa Valley Mail	No. 17 California Zephyr	Miles from Denver	STATIONS Mountain Standard Time				No. 18 California Zephyr	No. 10 Yampa Valley Mail	No. 8 The Prospector		
* 6 40 PM	* 9 05 AM	* 8 40 AM	.0	Lv DENVER, COLO.	Ar	* 7 20 PM	* 3 20 PM	* 8 00 AM				
f 9 17 "	f 9 17 "		7.1	Lv Arvada (Ralston)	Lv	f 3 03 "	f 3 03 "					
f 9 44 AM		See Note "A"	24.4	Lv Plainview	Lv	f 2 29 PM						
	10 16 AM		31.3	Lv Crescent	Lv							
	10 25 "		37.0	Lv Pine Cliff	Lv		1 57 PM					
	f 10 33 "		41.7	Lv Rollinsville	Lv		f 1 49 "					
	10 41 "		46.8	Lv Tolland	Lv		f 1 40 "					
			50.0	Ar East Portal	Lv		1 35 "					
				MOFFAT TUNNEL								
f 8 22 PM	10 52 AM		56.8	Lv Winter Park	Ar		1 22 PM	f 6 00 AM				
	11 04 "		62.1	Lv Fraser	Lv		f 1 11 "					
	f 11 08 "		65.9	Lv Tabernash	Lv		f 1 05 "					
9 00 PM	11 30 "	e 10 59 AM	75.7	Ar Granby	Lv	e 4 58 PM	12 49 "	5 29 AM				
	11 45 "		86.1	Ar Hot Sulphur Springs (Byers Canyon)	Lv		12 32 "					
				Lv Parshall	Lv		12 10 PM					
9 37 PM	12 14 PM		103.2	Ar Kremmling (Gore Canyon)	Lv		12 05 "	4 53 AM				
				Lv Gore	Lv							
	12 40 PM		105.8	Lv Radium	Lv		11 33 AM					
	f 12 58 "		116.1	Lv State Bridge	Lv		f 11 12 "					
10 33 PM	1 05 "	12 23 PM	126.1	Ar BOND (Orestod)	Lv	3 34 PM	11 10 "	3 58 AM				
10 38 "		12 26 "	129.3	Lv BOND (Orestod)	Ar	3 31 "		3 53 "				
	See Table 3		134.9	Ar Glen	Ar		See Table 3					
	Page 12		142.1	Ar Dell	Ar		Page 12					
	for Schedule		144.6	Ar Burns	Ar		for Schedule					
	of Train		148.8	Ar Sylvan	Ar		of Train					
	No. 9		153.3	Ar Range	Ar		No. 10					
	Orestod		157.7	Ar Sweetwater	Ar		Craig					
	to Craig		163.2	Ar Niche	Ar		Orestod					
			166.8	Ar DOTSERO	Ar							
			175.4	Ar Shoshone (Glenwood Canyon)	Ar							
12 08 AM		1 55 PM	185.0	Lv Glenwood Springs	Lv	2 05 PM		2 15 AM				
			197.6	Ar New Castle	Ar							
			204.4	Ar Silt	Ar							
12 40 AM	(See Table 5 for Glen- wood Springs- Aspen bus service.)	Stainless Steel	211.5	Ar Rifle	Ar		(See Table 5 for Glen- wood Springs- Aspen bus service.)	1 40 AM				
			216.3	Ar Lacy	Ar							
			228.9	Ar Grand Valley	Ar							
			233.7	Ar Una	Ar							
			241.5	Ar DeBeque	Ar							
			257.5	Ar Cameo	Ar							
			261.9	Ar Palisade	Ar							
			267.4	Ar Clifton	Ar							
* 1 55 AM		* 3 40 PM	274.5	Ar Grand Junction	Lv	* 12 08 PM		* 12 22 AM				

NOTE "A": All space on the California Zephyr—both Coach and Pullman—is reserved and specifically assigned in advance.

EQUIPMENT	
(All equipment is air conditioned)	
<p>Nos. 7 and 8—THE PROSPECTOR</p> <p>(Streamlined—Diesel-Power)</p> <p>Diner-Lounge between Denver and Salt Lake City.</p> <p>Standard Sleepers between Denver and Salt Lake City. Sections, Double Bedrooms, and Roomettes.</p> <p>Chair car between Denver and Salt Lake City.</p>	<p>See page 7 for explanation of references.</p>
<p>Nos. 9 and 10 THE YAMPA VALLEY MAIL</p> <p>(Diesel-Power)</p> <p>Chair Car between Denver and Craig.</p>	

Your "Hotel-On-Wheels" The PROSPECTOR



This starlight speedster pampers you, and your pocketbook, too! Take your choice of accommodations: Spacious, reclining coach seats; upper and lower berths, roomettes, bedrooms and bedroom suites. In the diner-lounge, you'll find sparkling refreshments and excellent, freshly-prepared meals at reasonable prices. Compare Prospector comfort, convenience and cost with any other means of transportation and you'll join the many who say, "Wouldn't you rather ride the Prospector?"!

SAVE TIME and MONEY

go **Avis 'n' Train** n' Save

Table 1												
MOFFAT TUNNEL ROUTE												
GRAND JUNCTION • PRICE • PROVO • SALT LAKE CITY • OGDEN												
READ DOWN				Issued October 16, 1960				READ UP				
No. 7-1 The Prospector	No. 17 California Zephyr	Miles from Denver	STATIONS Mountain Standard Time				No. 18 California Zephyr	No. 8-2 The Prospector	REFERENCE NOTES			
* 2 15 AM	* 3 50 PM	274.5	Lv GRAND JUNCTION, COLO.	Ar	* 11 58 AM	* 12 02 AM						
x		285.4	Ar Fruita	Ar								
x		290.5	Ar Loma	Ar								
x	See Note "A"	293.8	Ar Mack, Colo.	Ar	See Note "A"							
			(Ruby Canyon) Colorado River Colorado Utah State Line									
x		313.3	Ar Westwater, Utah	Ar								
x		329.3	Ar Cisco	Ar								
3 47 AM	k 5 15 PM	353.0	Ar Thompson	Ar	d 10 35 AM	10 27 PM						
4 17 "		380.1	Ar Green River	Ar		9 53 "						
x		406.3	Ar Woodside	Ar								
x		428.1	Ar Mounds	Ar								
x		437.9	Ar Wellington	Ar								
5 34 AM		444.0	Lv PRICE	Lv		8 42 PM						
5 50 "	7 05 PM	451.4	Ar Helper	Lv	8 53 AM	8 27 "						
x		455.2	Ar Castle Gate	Ar								
x		464.2	Ar Kyune	Ar								
x		469.4	Ar Colton	Ar								
f 6 40 AM		476.3	Ar Soldier Summit (Wasatch Range)	Ar		f 7 30 PM						
7 35 AM		485.9	Ar Gilluly	Ar								
f 7 51 AM		505.8	Lv Thistle	Ar		6 37 PM						
7 59 "	9 05 PM	520.7	Lv Springville	Ar		f 6 16 PM						
x		526.1	Lv PROVO	Ar	6 50 AM	6 10 "						
x		532.1	Lv Geneva	Ar								
x		538.6	Lv American Fork	Ar								
x		541.9	Lv Lehi	Ar								
x		554.1	Lv Riverton	Ar								
x		559.4	Lv Midvale	Ar								
x		563.3	Ar Murray	Ar								
x		567.4	Ar Roper	Ar								
* 8 55 AM	* 10 00 PM	570.0	Ar SALT LAKE CITY, UTAH	Lv	* 6 00 AM	* 5 15 PM						
		606.9	OGDEN, UTAH (See Note B)	Lv								

NOTE A: All space on the California Zephyr—both Coach and Pullman—is reserved and specifically assigned in advance.

NOTE B: D&RGW passenger trains originate and terminate at Salt Lake City. Tickets reading via D & R G W between Salt Lake City and Ogden will be honored on Union Pacific trains. See page 14 for schedules.

EQUIPMENT

(All equipment is air conditioned)

Nos. 17 and 18—THE CALIFORNIA ZEPHYR
(Stainless Steel, Streamlined, Diesel-Power)

Vista Dome, Observation Lounge—Standard Sleeper between Chicago and San Francisco (CZ-10) 1 Drawing-room, 3 Dbl. Bedrooms, via C. B. & Q.-D. & R. G. W.-W. P.

Standard Sleeper between Chicago and San Francisco (CZ-11) 6 Dbl. Bedrooms, 10 Roomettes, via C. B. & Q.-D. & R. G. W.-W. P.

Standard Sleeper between Chicago and San Francisco (CZ-15) 6 Dbl. Bedrooms, 10 Roomettes, via C. B. & Q.-D. & R. G. W.-W. P.

Standard Sleeper between Chicago and San Francisco (CZ-16) 6 Dbl. Bedrooms, 5 Compartments, via C.B.&Q., D.&R.G.W., W.P.


Vista Dome Chair Cars between Chicago and San Francisco (CZ-20 and CZ-21) (2 cars) via C. B. & Q.-D. & R. G. W.-W. P.

Vista Dome Buffet Lounge between Chicago and San Francisco via C. B. & Q.-D. & R. G. W.-W. P. (Lounge for all passengers: Vista Dome for sleeping car passengers) (Buffet and sandwich service 6:00 A. M. to 10:00 P. M.)

Diner between Chicago and San Francisco, via C. B. & Q.-D. & R. G. W.-W. P.

Table 2 **ROYAL GORGE ROUTE**
DENVER • COLORADO SPRINGS • PUEBLO • CANON CITY • SALIDA • GLENWOOD SPRINGS

Table 2		Table 2	
READ DOWN		READ UP	
No. 3 The Colorado Eagle	No. 1 The Royal Gorge	No. 2 The Royal Gorge	No. 4 The Colorado Eagle
* 4 05 PM	* 9 00 AM	* 3 00 PM	* 10 00 AM
4 28 PM	9 20 AM	2 36 PM	9 39 AM
5 55 PM	10 40 AM	1 10 PM	8 18 AM
5 55 PM	10 50 AM	1 10 PM	8 18 AM
6 45 PM	11 50 AM	12 05 PM	7 20 AM
12 52 PM	12 15 PM	11 45 AM	7 20 AM
1 02 PM	1 02 PM	11 01 AM	7 20 AM
1 23 PM	1 23 PM	10 53 AM	7 20 AM
1 36 PM	1 36 PM	10 40 AM	7 20 AM
1 46 PM	1 46 PM	10 27 AM	7 20 AM
1 57 PM	1 57 PM	10 17 AM	7 20 AM
2 20 PM	2 20 PM	10 05 AM	7 20 AM
2 34 PM	2 34 PM	9 45 AM	7 20 AM
2 41 PM	2 41 PM	9 34 AM	7 20 AM
3 15 PM	3 15 PM	9 00 AM	7 20 AM
3 25 PM	3 25 PM	8 50 AM	7 20 AM
4 04 PM	4 04 PM	8 15 AM	7 20 AM
4 29 PM	4 29 PM	7 52 AM	7 20 AM
4 52 PM	4 52 PM	7 36 AM	7 20 AM
5 15 PM	5 15 PM	7 11 AM	7 20 AM
5 37 PM	5 37 PM	6 51 AM	7 20 AM
5 52 PM	5 52 PM	6 39 AM	7 20 AM
6 15 PM	6 15 PM	6 22 AM	7 20 AM
6 25 PM	6 25 PM	6 12 AM	7 20 AM
6 35 PM	6 35 PM	6 02 AM	7 20 AM
6 50 PM	6 50 PM	5 46 AM	7 20 AM
7 04 PM	7 04 PM	5 31 AM	7 20 AM
7 13 PM	7 13 PM	5 21 AM	7 20 AM
8 00 PM	8 00 PM	4 40 AM	7 20 AM



SUPER-SCENIC SPACE TRAVEL

EXPLORATION
You will want to see American space first—the ever-changing wide open spaces of western wonderlands. Explore colorful Colorado and Scenic Utah along Rio Grande's "Scenic Line of the World."

OBSERVATION
Up, down, ahead, behind—when the sun is bright and with the stars at night—unobstructed views of all the wonderful western spaces and places are yours to enjoy from see-all Vista-Domes.

RELAXATION
Uncrowded comfort... freedom to roam—**SPACIOUSNESS** itself is an exclusive rail travel feature exemplified by Rio Grande "hotel-on-wheels" design and operation.

FREE BAGGAGE ALLOWANCE When you travel by rail, no need to wrestle with heavy bags. Just check them through and they'll ride in the baggage car. Each adult ticket entitles you to check as much as 150 pounds (up to \$100 value) without additional charge—or 75 pounds and \$50 value on each child's half-fare ticket. On Family Plan tickets up to 300 pounds (not exceeding \$200.00 in value) is allowed regardless of number of persons for which ticket is issued.

Table 2 **ROYAL GORGE ROUTE**
GLENWOOD SPRINGS • GRAND JUNCTION • PROVO • SALT LAKE CITY • OGDEN

Table 2		Table 2	
READ DOWN		READ UP	
No. 1 The Royal Gorge	No. 2 The Royal Gorge	No. 1 The Royal Gorge	No. 2 The Royal Gorge
* 8 00 PM	* 4 40 AM	* 8 00 PM	* 4 40 AM
8 17 PM	f 4 09 AM	8 17 PM	f 4 09 AM
8 27 PM	f 4 02 AM	8 27 PM	f 4 02 AM
8 50 PM	3 55 AM	8 50 PM	3 55 AM
9 11 PM	f 3 35 AM	9 11 PM	f 3 35 AM
9 28 PM	f 3 20 AM	9 28 PM	f 3 20 AM
10 03 PM	f 2 55 AM	10 03 PM	f 2 55 AM
10 15 PM	2 40 AM	10 15 PM	2 40 AM
10 30 PM	12 02 AM	10 30 PM	12 02 AM
2 15 AM	9 53 AM	2 15 AM	9 53 AM
3 47 AM	8 42 PM	3 47 AM	8 42 PM
4 17 AM	8 27 PM	4 17 AM	8 27 PM
5 34 AM	7 30 PM	5 34 AM	7 30 PM
5 50 AM	6 37 PM	5 50 AM	6 37 PM
6 40 AM	6 16 PM	6 40 AM	6 16 PM
7 35 AM	6 10 PM	7 35 AM	6 10 PM
7 51 AM	5 15 PM	7 51 AM	5 15 PM
7 59 AM	5 15 PM	7 59 AM	5 15 PM
8 55 AM	5 15 PM	8 55 AM	5 15 PM

REFERENCE NOTES

- * Daily
- a Stops on flag to receive pay passengers for points on Mo. Pac. and discharge pay passengers from connections at Denver.
- b Stops to discharge pay passengers received from connections at Pueblo.
- f Flag stop.
- g Stops daily except Sundays; flag stop Sundays.
- h Stops daily except Mondays; flag stop Mondays.
- j Stops on flag to receive revenue passengers for Denver, Colorado Springs, Pueblo or beyond.
- x Stops to discharge pay passengers from Denver, Colorado Springs and Pueblo.
- ▲ No checked baggage handled at this station.
- ‡ U. S. Mail box located on station platform.
- At Colorado Springs, Southbound Trains use D. & R. G. W. Station; Northbound Trains use A. T. & S. F. Station.
- ☞ Rail-Auto Service available at this point.

EQUIPMENT
(All equipment is air-conditioned)

Nos. 1 and 2—THE ROYAL GORGE
(Diesel Power)
Grill-Lounge between Denver and Grand Junction. (Diner-Lounge between Grand Junction and Salt Lake City in Trains 7 and 8)
Vista Dome Chair Car between Denver and Salt Lake City. (In Trains 7 and 8 west of Grand Junction)
Denver Zephyr Connection
Standard Sleeper between Colorado Springs and Chicago (DZ-4) 10 Roomettes, 6 Double Bedrooms.
Slumbercoach between Colorado Springs and Chicago (CS-7) 24 Single Rooms, 8 Double Rooms.
Vista Dome Chair Car between Colorado Springs and Chicago (DZ-10) (In C. B. & Q. R.R. Denver Zephyr between Denver and Chicago)

Nos. 3 and 4—THE COLORADO EAGLE
(Streamlined—Diesel Power)
Diner-Lounge between Denver and St. Louis.
Standard Sleeper between Denver and St. Louis (31 eastbound) (111 westbound) 10 Roomettes, 6 Dbl. BR.
Thrift-T-Sleeper between Denver and St. Louis (TS-3 eastbound) (TS-1 westbound) 8 sections, 3 Dbl. BR. 1 D Room (Coach Tickets Honored upon payment of space charge.)
Standard Sleeper between Denver and Wichita (34 eastbound) (114 westbound) 6 Sections, 6 Roomettes, 4 Dbl. BR. (Coach Tickets Honored upon payment of space charge.)
Vista Dome Chair Car, Grill Chair Car and Chair Car between Denver and St. Louis.

NOTE B: D&RGW passenger trains originate and terminate at Salt Lake City. Tickets reading via D&RGW between Salt Lake City and Ogden will be honored on Union Pacific trains. See page 14 for schedules.

Now, the see-all Vista-Dome car adds thrilling perspective to make the Royal Gorge a brand new travel delight.

BAGGAGE INSURANCE covering personal effects and baggage for an entire trip, may be purchased at principal Rio Grande ticket offices and baggage counters. Consult agent for particulars.

MAP OF THE DENVER & RIO GRANDE WESTERN RAILROAD AND CONNECTIONS

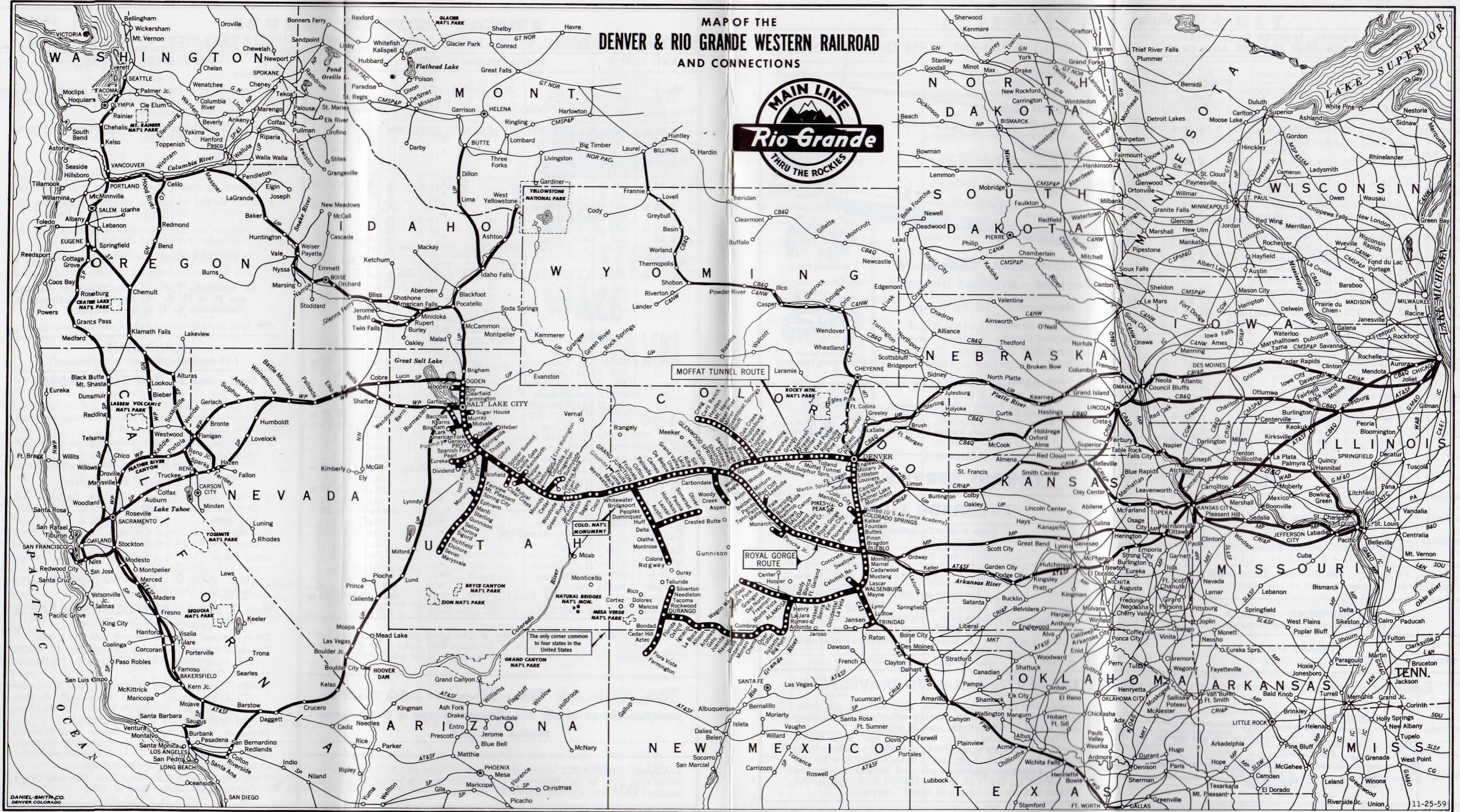


Table 3

LOCAL SERVICE

DENVER, WINTER PARK, GRANBY, STEAMBOAT SPRINGS AND CRAIG


READ DOWN		STATIONS		READ UP	
No. 9 Yampa Valley Mail	Miles			No. 10 Yampa Valley Mail	
* 9 05 AM	0.0	Lv DENVER	Ar	* 3 20 PM	
f 9 17 "	7.1	Lv Arvada	Lv	f 3 03 "	
		(Ralston)			
f 9 44 AM	24.4	Lv Plainview	Lv	f 2 29 PM	
	31.3	Lv Crescent	Lv		
10 16 AM	37.0	Lv Pine Cliff	Lv	1 57 PM	
10 25 "	41.7	Lv Rollinsville	Lv	1 49 "	
f 10 33 "	46.8	Lv Tolland	Lv	f 1 40 "	
10 41 "	50.0	Lv East Portal	Lv	1 35 "	
		Moffat Tunnel			
10 52 AM	56.8	Lv Winter Park	Lv	1 22 PM	
11 04 "	62.1	Lv Fraser	Lv	1 11 "	
f 11 08 "	65.9	Lv Tabernash	Lv	f 1 05 "	
11 30 "	75.7	Lv Granby	Lv	12 49 "	
11 45 "	86.1	Lv Hot Sulphur Springs	Lv	12 32 PM	
11 55 AM	91.0	Lv Parshall	Lv	12 10 "	
12 14 PM	103.2	Lv Kremmling	Lv	12 05 "	
	105.8	Lv Gore	Lv		
12 40 PM	116.1	Lv Radium	Lv	11 33 AM	
f 12 58 "	126.1	Lv State Bridge	Lv	f 11 12 "	
1 05 "	128.5	Ar Orestod	Lv	11 10 "	
f 1 19 "	134.1	Lv McCoy	Lv	f 10 47 "	
f 1 41 "	142.5	Lv Volcano	Lv	f 10 24 "	
f 2 00 "	149.9	Lv Egeria	Lv	f 10 06 "	
2 05 "	153.1	Lv Toponas	Lv	10 02 "	
2 18 "	161.6	Lv Yampa	Lv	9 51 "	
2 28 "	167.7	Lv Phippsburg	Lv	9 42 "	
2 35 "	171.2	Lv Oak Creek	Lv	9 35 "	
f 2 39 PM	173.6	Lv Routt	Lv	f 9 29 AM	
f 2 42 "	175.0	Lv Haybro	Lv	f 9 26 "	
f 2 56 "	183.6	Lv Sidney	Lv	f 9 12 "	
3 13 "	190.9	Lv STEAMBOAT SPRINGS	Lv	9 03 "	
f 3 22 PM	197.5	Lv Brookston	Lv	f 8 51 AM	
3 27 "	200.9	Lv Milner	Lv	8 46 "	
	206.3	Lv Bear River	Lv		
f 3 38 PM	207.7	Lv Mt. Harris	Lv	f 8 37 AM	
3 50 "	214.8	Lv HAYDEN	Lv	8 27 "	
f 3 56 "	219.2	Lv Cary Ranch	Lv	f 8 20 "	
4 20 "	231.4	Ar CRAIG	Lv	* 8 05 "	

* Daily. f Flag stop. Rail-Auto Service available at this point. ▲ No checked baggage handled at this station.

EQUIPMENT—TABLE 3
(All equipment is air conditioned.)

Trains 9 and 10
Chair Car between Denver and Craig.

Relax on a train—rent a new Hertz car there. TRY THE HERTZ® RAIL-AUTO TRAVEL PLAN!



Here's the way to go places. Stretch out, get comfortable on a fast train. Arrive refreshed. Then, step into a clean, dependable new Hertz car.
That's traveling! Easy traveling, too. Your ticket agent will reserve your Hertz car when you buy your ticket. No charge. Low Hertz rates (extra low by the week) cover all gasoline, oil and proper insurance. So next trip, try The Hertz Habit! And, ask about "Rent it here . . . Leave it there" service!

rail travel card
Series 2
No. A 14147-123
SUBSCRIBER XYZ Corp.
CARD HOLDER John Doe
SIGNATURE John Doe
at ticket offices

Nation-wide "Charge-it" Service—without deposit!

Honored by 50 Railroads
You're recognized as an old friend . . . when you use the "charge-it" service of your Rail Travel Card. Costs you nothing . . . saves time and trouble.

NO DEPOSIT REQUIRED!
Please Write
H. F. Eno, Passenger Traffic Manager
Denver & Rio Grande Western Railroad
Room 100, Rio Grande Bldg., Dept. TT
1531 Stout Street, Denver 17, Colo.



FREIGHT SERVICE ONLY

COLORADO LINES

Table 5—ASPEN BRANCH

Glenwood-Aspen Stages Rail Tickets Not Honored					
Bus	Bus	Miles	STATIONS	Bus	Bus
* 8 45 AM	* 2 15 PM	0	Lv Glenwood Spgs.	*12 45 PM	* 5 10 PM
		7.8	Lv Cattle Creek		
9 25 AM	2 40 PM	12.9	Lv Carbondale	12 20 PM	4 45 PM
		19.3	Lv Leon		
		21.9	Lv Emma		
		32.8	Lv Woody Creek		
10 20 AM	3 45 PM	41.2	Ar Aspen	11 35 AM	4 00 PM

* Daily. Rail-Auto service available at this point.

FREIGHT SERVICE ONLY

COLORADO AND NEW MEXICO LINES

UTAH LINES

Table 6—PUEBLO-ALAMOSA		Table 13—MANITOU BRANCH		Table 19—SALT LAKE CITY—OGDEN		Table 24—SUGAR HOUSE SPUR		PROTECT YOUR LUGGAGE Identify Your Baggage by Placing Your Name and Address and Outside
MILES	STATIONS	MILES	STATIONS	MILES	STATIONS	MILES	STATIONS	
0	Pueblo	0	Colorado Springs	0	Salt Lake City	0	Salt Lake City	BUY ROUND TRIP TICKETS AND SAVE TRAVEL ON CREDIT CONSULT AGENT
2.0	Minnequa	2.7	Colorado City	5.8	North Salt Lake	2.7	Roper	
14.6	Marne			8.5	Woods Cross		Sugar House	
23.3	Cedarwood			22.1	Layton			
34.4	Lascar			25.7	Clearfield			
45.1	Sandy			30.0	Roy			
55.6	Walsenburg			36.9	Ogden			
70.9	La Veta							
108.3	Fort Garland							
113.0	Blanca							
132.3	Alamosa							
Table 7—LEADVILLE BRANCH		Table 15—MONARCH BRANCH		Table 20—MARYSVALE BRANCH		Table 25—PROVO CANYON BRANCH		
MILES	STATIONS	MILES	STATIONS	MILES	STATIONS	MILES	STATIONS	
0	Malta	0	Salida	0	Thistle	0	Provo	
4.9	Leadville	11.9	Maysville	14.8	Indianola	1.1	Smoot	
		18.3	Garfield	23.3	Hill Top	17.2	Wallsburg	
		21.2	Monarch	32.0	Fairview	24.2	Charleston	
				38.6	Mount Pleasant	27.9	Heber	
				44.1	Spring City			
				53.4	Ephraim			
				60.8	Manti			
				66.3	Sterling			
				72.9	Gunnison			
				79.2	Axtell			
				82.6	Redmond			
				86.4	Salina			
				91.6	Aurora			
				96.3	Sigurd			
				100.1	Kema			
				103.7	Richfield			
				111.7	Elsinore			
				116.5	Joseph			
				120.6	Sevier			
				132.2	Marysvalle			
Table 8—CREEDE BRANCH		Table 16—ALAMOSA-DURANGO		Table 21—MORONI SPUR		Table 26—SUNNYSIDE BRANCH		
MILES	STATIONS	MILES	STATIONS	MILES	STATIONS	MILES	STATIONS	
0	Alamosa	0	Alamosa	0	Mounds	0	Mounds	
17.3	Monte Vista	14.5	La Jara	6.0	Banning	6.0	Banning	
31.1	Del Norte	21.6	Romeo	13.0	Columbia Junction	13.0	Columbia Junction	
60.4	Wagon Wheel Gap	28.6	Antonito	18.0	Sunnyside	18.0	Sunnyside	
69.0	Creede	54.4	Sublette					
		58.8	Toltec					
		66.7	Osier					
		78.9	Cumbres					
		92.4	Chama					
		111.8	Monero					
		117.9	Lumberton					
		121.6	Dulce					
		138.7	Gato					
		151.9	Arboles					
		159.3	Allison					
		174.0	Ignacio					
		199.8	Durango					
Table 9—GRAND JUNCTION-RIDGWAY		Table 17—FARMINGTON BRANCH		Table 22—TINTIC BRANCH		Table 27—PLEASANT VALLEY BRANCH		
MILES	STATIONS	MILES	STATIONS	MILES	STATIONS	MILES	STATIONS	
0	Grand Junction	0	Durango	0	Manti	0	Colton	
12.5	Whitewater	7.4	Bondad	7.4	Ephraim	15.1	Scotfield	
26.6	Bridgeport	18.7	Cedar Hill	18.7	Moroni	21.0	Clear Creek	
51.5	Delta							
62.1	Olathe							
72.8	Montrose, Colo.							
85.2	Colona							
98.4	Ridgway							
Table 10—NORTH FORK BRANCH		Table 11—WALSENBURG-TRINIDAD		Table 23—GOSHEN VALLEY BRANCH		Table 28—BINGHAM GARFIELD BRANCHES		
MILES	STATIONS	MILES	STATIONS	MILES	STATIONS	MILES	STATIONS	
0	Delta	0	Walsenburg	0	Provo	0	Midvale	
8.0	Austin	8.0	Mayne	7.5	Springville	5.0	Welby	
24.9	Hotchkiss	10.6	Monson	13.2	Spanish Fork	6.0	Welby Kearns	
33.1	Paonia	19.2	Lynn	21.5	Payson	15.1	Garfield	
42.5	Somerset	26.3	Ludlow	27.8	Santaquin	15.4	Sands Junction	
		40.8	Trinidad	51.1	Dividend	16.8	Garfield Junction	
				55.4	Eureka	18.6	Sands	
						17.5	Garfield Smelter	
						5.0	Welby	
						14.1	Bingham	
Table 12—LOMA BRANCH		Table 18—MARIETTA BRANCH		Table 24—SUGAR HOUSE SPUR		Table 25—PROVO CANYON BRANCH		
MILES	STATIONS	MILES	STATIONS	MILES	STATIONS	MILES	STATIONS	
0	Walsenburg	0	Salida	0	Thistle	0	Provo	
8.7	Calumet No. 2	11.9	Maysville	14.8	Indianola	1.1	Smoot	
		18.3	Garfield	23.3	Hill Top	17.2	Wallsburg	
		21.2	Monarch	32.0	Fairview	24.2	Charleston	
				38.6	Mount Pleasant	27.9	Heber	
				44.1	Spring City			
				53.4	Ephraim			
				60.8	Manti			
				66.3	Sterling			
				72.9	Gunnison			
				79.2	Axtell			
				82.6	Redmond			
				86.4	Salina			
				91.6	Aurora			
				96.3	Sigurd			
				100.1	Kema			
				103.7	Richfield			
				111.7	Elsinore			
				116.5	Joseph			
				120.6	Sevier			
				132.2	Marysvalle			

FOR PERFECT SHIPPING
Pack RIGHT
Label RIGHT
Bill RIGHT
Stow RIGHT
SHIP IT . . .
Rio Grande

Interchange with Western Pacific, carload freight only.

CONDENSED SCHEDULES VIA CONNECTING LINES

BURLINGTON LINES

Table with columns for departure/arrival times and destinations: Lv Denver (mst), Ar Lincoln (csr), Ar Omaha, Ar Chicago.

COLORADO & SOUTHERN-FT. WORTH & DENVER RYS.

Table with columns for departure/arrival times and destinations: Lv Denver (mst), Lv Colorado Springs, Ar Pueblo, Ar Fort Worth (csr), Ar Dallas.

MISSOURI PACIFIC R. R.

Table with columns for departure/arrival times and destinations: Lv Pueblo (mst), Ar Kansas City (csr), Ar St. Louis.

ROCK ISLAND LINES

Table with columns for departure/arrival times and destinations: Lv Denver (mst), Lv Colorado Springs, Ar Lincoln (csr), Ar Omaha, Ar Des Moines.

Table with columns for departure/arrival times and destinations: Ar St. Paul, Ar Minneapolis, Ar Chicago.

SOUTHERN PACIFIC COMPANY

Table with columns for departure/arrival times and destinations: Lv Ogden (mst), Lv Reno (psr), Ar Sacramento, Ar Oakland (16th St.), Ar San Francisco.

Table with columns for departure/arrival times and destinations: Lv Oakland (16th St.), Ar Sacramento, Ar Fresno, Ar Los Angeles.

Table with columns for departure/arrival times and destinations: Lv San Francisco, Ar Santa Barbara, Ar Los Angeles, Lv San Francisco, Ar Oakland (16th St.), Ar Portland.

UNION PACIFIC R. R.

Table with columns for departure/arrival times and destinations: Lv Salt Lake City (mst), Ar Las Vegas (psr), Ar Los Angeles (psr).

Table with columns for departure/arrival times and destinations: Lv Salt Lake City (mst), Ar Ogden, Ar Spokane (psr), Ar Portland (psr), Ar Tacoma (psr), Ar Seattle (psr).

Table with columns for departure/arrival times and destinations: Lv Denver (mst), Ar Omaha (csr), Ar Chicago (csr), Lv Denver (mst), Ar Kansas City (csr), Ar St. Louis (csr).

WESTERN PACIFIC R. R.

Table with columns for departure/arrival times and destinations: Lv Salt Lake City (mst), Lv Sacramento (psr), Ar Stockton, Ar Oakland, Ar San Francisco.

Reference Notes: * Daily, mst Mountain Standard Time, csr Central Standard Time, psr Pacific Standard Time. Leave Salt Lake City and Oakland Sunday, Wednesday and Friday. Light face figures A. M. Bold face figures P. M.

SALT LAKE CITY visitors are welcome to the free organ recitals presented daily, except Sunday, at 12 noon, by celebrated artists in the great domed Mormon Tabernacle, famed for its superb acoustics.

INFORMATION

SPECIAL NOTICE. The time shown in this folder is subject to change without notice; is that at which trains may be expected to arrive at and depart from the several stations, but their arrival or departure at the time stated is not guaranteed.

ADJUSTMENT OF FARES. Should any difference arise between yourself and the conductor, pay the fare requested, take receipt for the amount, and refer the matter to the Passenger Traffic Manager, Denver, Colo., for adjustment.

CHILDREN under 5 years of age, free, when accompanied by parent or guardian; 5 years of age and under 12, one-half fare; 12 years of age or over, full fare.

CHILDREN TRAVELING ALONE. Children under 5 years of age must be accompanied by an adult. Children of half fare age when unaccompanied by parent or guardian will not be accepted unless authorized by Ticket Agent, and arrangements for such acceptance must be made in advance.

STOPOVERS are permitted at any point enroute where trains are scheduled to stop, within limit of ticket.

FREE SIDE TRIP PUEBLO TO COLORADO SPRINGS OR DENVER AND RETURN. Side trip tickets from Pueblo to Colorado Springs and return will be furnished to holders of tickets reading over the Mo. Pac., sold at stations east of and including Geneseo, Kan., destined to Salt Lake City, Utah, or points beyond, or the reverse.

FREE SIDE TRIP DENVER TO COLORADO SPRINGS AND RETURN. Arrangements are in effect whereby passengers may obtain free side trips Denver to Colorado Springs and return on certain tickets without additional charge.

CHOICE OF ROUTES. Tickets reading via D. & R. G. W. between Denver, Colorado Springs or Pueblo and Salt Lake City or Ogden will be honored either via Canon City and the Royal Gorge or via the Moffat Tunnel Route (Dotsero Cut-off), except as otherwise provided by tariff.

REDEMPTION OF TICKETS. For refund on partially used or wholly unused D. & R. G. W. rail tickets, consult local ticket agent, or mail tickets, with explanation of non-use to H. F. Eno, Passenger Traffic Manager, D. & R. G. W. R. R., Room 100 Rio Grande Bldg., 1531 Stout St., Denver 17, Colo.

BEFORE BOARDING TRAINS ask the ticket agent, brakeman, or conductor whether the train stops at the station to which you may be ticketed. There are stations at which some trains do not stop.

STOPPING TRAINS ON SIGNAL. Where trains are scheduled to stop only on signal, passengers on trains must give advance notice to conductor, and persons intending to board trains must advise agent to that effect, in order that necessary arrangement may be perfected.

TICKET HONORING. All classes of tickets will be honored on all trains, except 20-day excursion, Drivers, Caretakers and Banana Messenger tickets will not be honored on the California Zephyr, Trains 17 and 18, and 25 Day round-trip reduced rate Prospector first-class tickets will be valid only on trains 7 and 8.

BAGGAGE. Passengers are requested to take advantage of the baggage checking privileges offered by the railroads and check thru to destination all baggage not required for personal use enroute.

In addition to any baggage carried, an additional 150 pounds of personal baggage not exceeding \$100 in value may be checked on each adult ticket without additional charge. Around-the-World or Trans-Pacific passengers may check 350 pounds not exceeding \$100 in value on each adult ticket without additional charge.

Articles of unusual value, such as jewelry, money, negotiable instruments, etc., as well as fragile articles and liquids which may damage other contents of the baggage, must not be included in checked baggage.

Each passenger may declare a higher value than the free allowance at time of checking. A nominal charge will be made for each \$100 of additional value so declared. The value of baggage checked on one ticket is limited to \$2500.

Baggage insurance for protection against loss or damage to all baggage (both checked and unchecked) for the duration of the entire journey may be purchased for a small charge at most ticket offices and baggage checking counters.

To insure baggage being at destination on arrival, it should be checked as much in advance of departure as possible. Storage charges accrue after baggage has been on hand at destination over 24 hours.

All baggage should carry proper identification to assist in case of loss or misplacement. Dogs and other small pets may be checked in baggage service subject to tariff regulations.

In addition to personal baggage, a limited number of articles such as golf clubs, bicycles, baby carriages, etc., may be checked without charge in baggage service. See checking agent.

Agents will be glad to assist in the recovery of LOST ARTICLES. Inquiries regarding lost articles and baggage problems should be addressed to J. H. Tanner, Assistant Passenger Traffic Manager, Denver, Colorado.

RAIL AND PULLMAN FARES

The fares shown below are those in effect October 1, 1960, and do not reflect any increase which may be authorized at a subsequent date. These fares are quoted as information only, are subject to change without notice, and they do not include 10% Federal and 2% Utah taxes.

Large table with columns for Railroad Fares (In Coaches, In Pullmans) and One-Way Pullman Fares (Standard Car, Lower Berth, Seat Fare Day Travel). Rows include Colorado Springs to, Denver to, Glenwood Springs to, and Grand Junction to.

① 3 Months Limit. ② Consult agent for fare effective November 1, 1960.

Coach tickets valid in Slumbercoach on The Denver Zephyr—Reserved single room charge Colorado Springs to Chicago \$7.95, \$14.35 double, plus tax.

Coach tickets valid in Thrift-T-Sleeper on The Colorado Eagle—Lower berth charge Denver or Colorado Springs to Kansas City or St. Louis \$6.00; upper berth \$2.50; double room \$12.00; drawing-room \$15.00 plus tax.


FARES FOR OTHER STANDARD PULLMAN ACCOMMODATIONS Based on charge for Lower Berth as shown in above table. Applies only between points where through Pullman fares are published—not to combination Pullman fares.

Table with columns for WHERE LOWER BERTH FARE IS, Upper berth fare will be, Roomette fare for one person will be, Bedroom Fare (for one person will be, two persons will be), Compartment Fare (for one person will be, two or more persons will be), Drawing Room Fare (for one person will be, two or more persons will be).

Yes, Rio-Grande HAS THE FAMILY FARE PLAN Take the whole family by train and SAVE.

Here's how it works: On one-way trips, one parent pays full fare (either coach or Pullman); other parent and all children from ages 12 through 21 pay one-half regular fare; children 5 through 11 pay one-fourth fare; children under five ride free.

Exclusive Space Occupancy by One Person: One and one-fourth railroad tickets must be purchased for exclusive use of drawing room; one adult rail ticket for compartment, bedroom or roomette. (Night occupancy.) Applies via direct route.



Among the new industrial facilities put into operation this year on Rio Grande's Colorado-Utah main line is this giant coal cleaning plant of United States Steel. Located near Wellington, Utah, this plant and its sister facility (completed last year) perform the full laundry cycle—washing and drying—for coal from Columbia-Geneva Steel's Columbia and Geneva Coal Mines. The two operations supply cleaner coal for the long rows of coke ovens at Geneva and Iron-ton. Enough coal to heat an estimated 200 average homes for a full year is processed each hour.

If your company is looking for a plant site, branch office, distribution or collection point in the Colorado-Utah business belt, you need a capable local contact, and are invited to call on Rio Grande. We'll be happy to arrange a site-seeing tour. There is no obligation and all inquiries will be held in strict confidence.

Address inquiries to: **E. L. Beardsley, Director of Industrial Development, Rio Grande Building, P. O. Box 5482, Denver 17, Colorado.**




Rio Grande's Main Line Through the Rockies is a superscenic steel highway described by its patrons as the "best way to see the best of the west!" Car-free, carefree travel, featuring spacious accommodations, superb dining and see-all Vista-Domes, is provided on these fine Rio Grande trains: The Vista-Dome **CALIFORNIA ZEPHYR** (CB&Q-D&RGW-WP) Chicago-Denver-Salt Lake City-San Francisco . . . The **PROSPECTOR** overnight, every night between Denver and Salt Lake City . . . The Vista-Dome **ROYAL GORGE** Denver-Colorado Springs-Pueblo-Glenwood Springs-Grand Junction-Provo-Salt Lake City . . . The Vista-Dome **COLORADO EAGLE** (MP-D&RGW) Denver-Colorado Springs-Pueblo-Wichita-Kansas City-St. Louis. **Next trip, take it easy... take the train!**



Rio Grande's Main Line Through the Rockies is a heavy-duty, high-speed steel highway described by its patrons as "The Shippers' Railroad." Gateways of this major link in the direct central transcontinental route are located at Denver and Pueblo, Colorado on the east, and at Salt Lake City and Ogden, Utah on the west. Modern equipment, joint yards, direct connections and coordinated transcontinental schedules provide time-saving through service from origin to destination. This is a modern railroad, staffed by skilled, friendly personnel dedicated to giving you the transportation service you need and want. Next shipment, ship **direct** . . . via Rio Grande. You'll agree that it's pleasant . . . and profitable . . . **to do business with "The Shippers' Railroad."**

PERSONALIZED SERVICE



Rio Grande passenger and freight representatives, listed below, will welcome an opportunity to assist you with any travel or shipping problems.

- | | | |
|---|--|---|
| <p>ALAMOSA, COLO.—Rio Grande Freight Depot—Juniper 9-2530
H. E. CASH, General Agent.</p> <p>ATLANTA 3, GA.—1521 Healey Bldg.—57 Forsyth St. N. W.—Jackson 4-4831
J. M. SINCLAIR, General Agent.</p> <p>BOISE, IDAHO—215 North Eighth St.—P. O. Box 851—Phone 2-1722
G. L. NICOLIN, General Agent
CECIL PEARSON, Assistant General Agent</p> <p>BOSTON 16, MASS.—
P. O. Box 425, Framingham, Mass.—Trinity 2-5623
P. P. MAGUIRE, General Agent.</p> <p>CHICAGO 3, ILL.—Suite 2124 Bankers Building—105 West Adams St.—Randolph 6-7445
G. C. CLEGG, Eastern Traffic Manager.
D. W. BALDWIN, Assistant General Freight Agent.
P. O. SPURGEON, Traffic Manager.
C. J. DOMBROW, General Agent Passenger Dept.
D. J. LEWIS, District Freight Agent.
R. K. HANSEN, District Freight Agent.
R. J. SCHNEIDER, District Freight Agent.
M. L. COLBY, Dist. Frt. & Psgr. Agt. (Milwaukee)
R. W. BAILEY, District Freight & Passenger Agent.
W. P. MENARD, District Freight & Passenger Agent.</p> <p>CINCINNATI 2, OHIO—1431 Enquirer Bldg.—617 Vine St.—Parkway 1-3212
C. M. WILDT, General Agent.
E. H. NELSON, Dist. Frt. & Psgr. Agt. (Columbus)
T. D. ODWALT, Dist. Frt. & Psgr. Agt. (Louisville)</p> <p>CLEVELAND 13, OHIO—509 Terminal Tower Building—50 Public Square—Cherry 1-7386
W. M. DODDS, General Agent.
R. W. LUSIN, District Freight & Passenger Agent.</p> <p>COLORADO SPRINGS, COLO.—
Rio Grande Passenger Depot—Melrose 4-4857
A. L. BURSON, General Agent.</p> <p>CRAIG, COLO.—Rio Grande Freight Depot—Taylor 4-6546
E. G. DEAKINS, District Freight & Passenger Agent.</p> <p>DALLAS 1, TEXAS—Room 411, 1416 Commerce Building—Riverside 8-7673
J. B. LATIMER, General Agent.
T. J. BACON, Dist. Frt. & Psgr. Agent (Houston)</p> <p>DENVER 17, COLO.—
Rio Grande Bldg.—1531 Stout St.—AComa 2-5533
W. S. MOORE, Traffic Manager.
D. G. FRAZIER, District Passenger Agent.
J. W. HAMILTON, City Ticket Agent.
R. L. DETWILER, Depot Passenger Agent.
C. L. RAHNE, District Freight & Passenger Agent.
J. D. WRIGHT, District Freight & Passenger Agent.
R. L. THOMPSON, District Freight & Passenger Agent.
S. M. SPENGLER, District Freight & Passenger Agent.
D. J. IZETT, Livestock Agent.</p> <p>DETROIT 2, MICH.—5-157 General Motors Bldg.—3044 West Grand Blvd.—Trinity 5-3025
J. D. KEY, General Agent.
W. A. SIEBERT, District Freight & Passenger Agent.
E. C. NIELSEN, District Freight & Passenger Agent.</p> <p>EUGENE, ORE.—230 Ardel Offices—33 Tenth Avenue East—Diamond 5-8535
J. T. HULL, General Agent.</p> | <p>FRESNO 21, CAL.—207 T. W. Patterson Bldg.—2014 Tulare St.—Amherst 4-3290
C. E. MILLS, General Agent.</p> <p>GRAND JUNCTION, COLO.—
Rio Grande Freight Depot—Chapel 2-5428
J. L. WELLS, General Agent.</p> <p>KANSAS CITY 5, MO.—602 Board of Trade Bldg.—127 West Tenth St.—Victor 2-5520
J. W. SAMPLE, General Agent.
T. L. RUDMANN, District Frt & Psgr. Agent (Wichita)
W. E. MILLER, District Freight & Passenger Agent.</p> <p>LOS ANGELES 14, CAL.—421 Pacific Electric Bldg.—610 South Main St.—Madison 9-2316
O. V. HOWARD, General Agent.
L. S. BRISTOL, District Freight Agent.
E. D. BURKE, District Freight Agent.
W. H. MOORE, District Freight Agent.
W. C. CRAIG, District Freight Agent.</p> <p>MEDFORD, ORE.—108 O. L. Davis Bldg.—34 North Central Avenue—Spring 2-5243
N. W. VORPAHL, General Agent.</p> <p>MINNEAPOLIS 2, MINN.—328 Rand Tower—527 Marquette Ave.—Federal 3-7888
C. W. CAMPBELL, General Agent.</p> <p>NEW YORK 36, N. Y.—500 Fifth Ave., Room 220—Chickering 4-7515
A. C. DICK, Traffic Manager.
J. W. WESTLAKE, District Freight & Passenger Agent.
J. R. MELANSON, District Freight & Passenger Agent.
C. J. DOBOL, District Freight Agent.
D. S. FOWLER, District Freight Agent. (Syracuse)
W. T. BOETTIGHEIMER, District Freight Agent.</p> <p>OAKLAND 12, CAL.—514 Central Bldg.—14th & Broadway—Glencourt 1-4925
M. E. CHASE, General Agent.
W. B. WAGNER, District Freight & Passenger Agent.
T. M. SAFFOLD, District Freight & Passenger Agent.</p> <p>OGDEN, UTAH—Rio Grande Freight Depot—130 24th Street—Export 3-3325
R. B. WILLIAMS, General Agent.</p> <p>OMAHA 2, NEB.—
512 Grain Exch. Bldg., 19th & Harney—342-5100
R. L. TAYLOR, General Agent.
R. G. SCHWARTZ, Dist. Frt. & Psgr. Agt. (Cedar Rapids)
O. F. WAGNER, District Freight & Passenger Agent.
J. G. FARRIS, District Freight & Passenger Agent.</p> <p>PHILADELPHIA 7, PA.—1535 Phila. Saving Fund Bldg.—12 South Twelfth St.—Walnut 2-2323 & Walnut 2-6592
T. V. SIMMONS, General Agent.
G. A. LEE, District Freight & Passenger Agent. (Baltimore)</p> <p>PITTSBURGH 22, PA.—1516 Oliver Bldg.—Mellon Square—Atlantic 1-4242
A. D. COX, General Agent.
J. F. MALONEY, District Freight & Passenger Agent.
J. L. SPRINGER, District Freight & Passenger Agent.</p> <p>PORTLAND 4, ORE.—417 Pacific Bldg.—520 S. W. Yamhill St.—Capitol 3-6104
W. M. KIRKPATRICK, Traffic Manager.
R. J. HIGGINS, District Freight & Passenger Agent
H. T. JOHNSON, District Freight & Passenger Agent</p> | <p>PROVO, UTAH—Rio Grande Freight Depot—6th South and 3rd West—Franklin 3-6900
S. D. BURNSIDE, District Freight & Passenger Agent</p> <p>PUEBLO, COLO.—Room 12, Union Depot—Lincoln 2-2374
J. M. JENSEN, Traffic Manager.
J. J. MARTIN, District Freight & Passenger Agent.
E. H. BROWN, District Freight & Passenger Agent.</p> <p>RENO, NEV.—
P. O. Box 2451—Fairview 2-1373
A. F. HOLMAN, General Agent.</p> <p>SACRAMENTO 14, CAL.—926 Forum Bldg.—1107 Ninth Street—Gilbert 3-2027
J. B. HUNTER, General Agent.
R. E. PORT, District Freight & Passenger Agent.</p> <p>ST. LOUIS 3, MO.—
1218 Olive St., Suite 1110—Garfield 1-3670
H. A. ROBERTSON, Traffic Manager.
K. N. HAHNE, District Freight & Passenger Agent.
H. A. DEHNE, District Freight & Passenger Agent.
J. A. STAUFFER, Dist. Frt. & Psgr. Agent (Memphis)
J. W. BARGE, Dist. Frt. & Psgr. Agt. (New Orleans)</p> <p>SALT LAKE CITY 11, UTAH—Hotel Utah—South Temple & Main—Davis 2-5741
J. K. SPEIGHT, Traffic Manager.
D. P. HEINER, General Agent, Passenger Dept.
R. S. LAWRENCE, General Agent, Freight Dept.
H. L. JOHNSON, City Ticket Agent.
J. C. WALDIE, Depot Passenger Agent.
G. W. BUNNER, District Freight Agent.
J. E. BERRY, District Freight Agent.
H. H. HILL, District Freight Agent.
P. G. SEAL, District Freight Agent.</p> <p>SAN FRANCISCO 5, CAL.—291 Monadnock Bldg.—681 Market St.—Garfield 1-2688
C. J. HARBEKE, Western Traffic Manager.
T. O. PROUDFOOT, Assistant General Freight Agent.
C. B. LOWRY, Assistant to Western Traffic Manager.
A. A. BOLTON, Traffic Manager.
R. G. DeGUIRE, District Passenger Agent.
E. L. KORTE, District Freight Agent.
G. A. CRONIN, District Freight Agent.
R. A. HANSEN, District Freight Agent.
J. C. WILDERMUTH, District Freight Agent.</p> <p>SAN JOSE 25, CAL.—Suite 211, San Jose Commercial Center—1261 Lincoln Ave.—Cypress 3-6508
F. D. LUCAS, General Agent.
R. M. WENDELIN, District Freight & Passenger Agent.</p> <p>SANTA ROSA, CAL.—2714 Spring Creek Drive—P. O. Box 2025—Liberty 2-7312
J. McMILLEN, General Agent.</p> <p>SEATTLE 1, WASH.—503 White-Henry-Stuart Bldg.—4th & University—Main 3-8482
(From Tacoma Telephones ask operator for Zenith 9370—no toll charge)
E. K. YAEGER, General Agent.</p> <p>STOCKTON 2, CAL.—309 American Trust Company Bldg.—22 North San Joaquin St.—Howard 5-2072
M. W. WELDON, General Agent.</p> <p>WASHINGTON 5, D. C.—535 Shoreham Bldg.—15th & H Sts. N. W.—Executive 3-0373
J. L. HENNING, General Agent.
J. T. QUINN, Dist. Frt. & Psgr. Agt. (Greensboro, N.C.)</p> |
|---|--|---|

R. KNOX BRADFORD, Vice-President—Traffic
H. F. BURNAUGH, Assistant to Vice-President—Traffic
H. F. ENO, Passenger Traffic Manager
J. C. BORG, Freight Traffic Manager
J. G. SIMPSON, Freight Traffic Manager
Rio Grande Building, 1531 Stout Street, Denver, Colorado



THE DENVER AND RIO GRANDE WESTERN RAILROAD CO.

TRAFFIC DEPARTMENT
DENVER 2, COLORADO

R. KNOX BRADFORD
VICE PRESIDENT

Dear Friend:

Your use of our services is indicative of your faith in American railroads, exemplifying our system of free enterprise.

When you or your goods travel over Rio Grande, you use a multi-million dollar transportation system completely paid for and maintained by the Rio Grande itself. A large part of our income from freight and passenger traffic is in turn invested in the maintenance and operation of this system. Instead of being tax supported, we actually pay taxes which are invested in facilities used by other means of transportation.

We hope you are satisfied with our service. In this our 90th year, we are adding new equipment and working with modern tailor-made facilities to bring about beneficial and desirable co-ordination of all various forms of transportation, with consequent benefits for you.

We are delighted to have you with us.

Sincerely,