



Territory served by Rio Grande across Colorado and Utah – truly "Out Where the West Begins" – is a vast recreation area where peace and quiet can be found in countless beauty spots, sandwiched between modern, friendly cities growing apace with development of limitless natural resources of this favored land.

Printed in U.S.A.



ISSUED APRIL 24, 1960

Rio Grande

TIME TABLES

ROYAL GORGE ROUTE



Royal Gorge of the Arkansas River

DENVER & RIO GRANDE WESTERN RAILROAD

MAIN LINE THRU THE ROCKIES

ISSUED APRIL 24, 1960

Rio Grande

TIME TABLES

MOFFAT TUNNEL ROUTE



California Zephyr—Glenwood Canyon, Colorado River

DENVER & RIO GRANDE WESTERN RAILROAD

MAIN LINE THRU THE ROCKIES

ROUTE OF THE Vista-Dome

CALIFORNIA ZEPHYR

CHICAGO • DENVER • SALT LAKE CITY • SAN FRANCISCO

READ DOWN See Page 7 for Equipment

READ UP

No. 17 Daily	Miles From Chicago	STATIONS	No. 18 Daily to June 17, and commencing Sept. 11, 1960.	No. 18 Daily June 18 to Sept. 10, incl. 1960.
3 00 PM CST	0	Lv CHICAGO, ILL. (Union Station) Ar	2 30 PM CST	1 20 PM CST
5 22 " "	162	Lv Galesburg, Ill. Ar	12 06 " "	10 48 AM " "
6 00 " "	205	Cross Mississippi River	11 25 AM " "	10 05 " "
6 06 " "	206	Lv Burlington, Ia. Ar	11 22 " "	10 02 " "
7 22 " "	280	Lv Ottumwa, Ia. Ar	10 05 " "	8 46 " "
9 05 " "	393	Lv Creston, Ia. Ar	8 25 " "	7 01 " "
10 32 " "	480	Cross Missouri River	7 14 " "	5 45 " "
10 52 " "	501	Ar Omaha, Nebr. Lv	6 39 " "	5 10 " "
10 57 " "	501	Lv Omaha, Nebr. Ar	6 19 " "	5 05 " "
12 20 AM " "	556	Lv Lincoln, Nebr. Ar	5 09 " "	3 55 " "
2 15 " "	653	Lv Hastings, Nebr. Lv	3 29 " "	2 23 " "
4 00 " MST	784	Lv McCook, Nebr. Lv	1 01 " "	12 29 " "
8 20 " "	1039	Ar DENVER, COLO. Lv	7 45 PM MST	7 35 PM MST
8 40 AM MST	1039	Lv DENVER, COLO. Ar	7 20 PM MST	
	1089	Moffat Tunnel—6.2 miles—Continental Divide.		
c10 59 AM MST	1114	Lv Granby, Colo. Lv	4 58 PM MST	
		From Granby parallel the Colorado River for 235 miles.		
		Byers Canyon—Gore Canyon		
12 26 PM MST	1168	Lv Bond, Colo. Lv	3 34 PM MST	
		Red Canyon—Glenwood Canyon		
1 55 PM MST	1224	Lv Glenwood Springs, Colo. Lv	2 05 PM MST	
3 40 " "	1313	Ar Grand Junction, Colo. Lv	12 08 " "	
3 50 " "	1313	Lv Grand Junction, Colo. Ar	11 58 AM " "	
	1347	Ruby Canyon—Colo.-Utah State Line		
	1352	At Westwater, Utah—last glimpse of Colorado River.		
k 5 15 PM MST	1392	Lv Thompson. Lv	d10 35 AM MST	
7 08 PM MST	1490	Lv Helper, Utah. Lv	8 53 AM MST	
	1515	Soldier Summit—Wasatch Range		
9 05 PM MST	1565	Lv Provo, Utah. Lv	6 50 AM MST	
10 00 " "	1609	Ar SALT LAKE CITY, UTAH. Lv	6 00 " "	
		Western Pacific Railroad		
10 15 PM MST	1609	Lv SALT LAKE CITY, UTAH. Ar	5 40 AM MST	
1 25 AM PST	1872	Ar Elko, Nev. Lv	12 10 " PST	
3 37 " "	2005	Ar Winnemucca, Nev. Lv	9 57 PM " "	
5 08 " "	2099	Ar Gerlach, Nev. Lv	8 35 " "	
6 10 " "	2165	Ar Herlong, Calif. Lv	7 30 " "	
7 05 " "	2216	Ar Portola, Calif. Lv	6 25 " "	
	2216	Feather River Canyon—116 miles through Sierra Nevada Range.		
8 20 AM PST	2256	Ar Keddie, Calif. Lv	5 10 PM PST	
10 50 " "	2332	Ar Oroville, Calif. Lv	2 50 " "	
11 24 " "	2358	Ar Marysville, Calif. Lv	2 18 " "	
12 10 PM " "	2398	Ar Sacramento, Calif. Lv	1 35 " "	
1 07 " "	2443	Ar Stockton, Calif. Lv	12 40 " "	
3 10 " "	2530	Ar Oakland, Calif. (3rd & Washington) Lv	10 45 AM " "	
		(Via Bus over San Francisco-Oakland Bay Bridge)		
4 00 PM PST	2537	Ar SAN FRANCISCO, CAL. Lv	10 00 AM " "	
		(3rd & Townsend Station)		



BEST WAY TO SEE THE BEST OF THE WEST

... is from a See-all Vista-Dome ... at SEE-level! Vista-Dome views of majestic Rocky Mountain wonderlands provide a thrilling daily panorama as refreshing as Nature's four seasons and their ever-changing effect on the Scenic Route.

Queen of Rio Grande's Vista-Dome streamliner fleet is the California Zephyr, which links the Great Lakes with the Golden Gate via Rio Grande's Colorado River Scenic Short Cut. That it is America's most popular transcontinental train is due primarily to the fact that it is specifically designed and scheduled for sightseeing.

MAY 1960	JUNE 1960	JULY 1960
S M T W T F S	S M T W T F S	S M T W T F S
1 2 3 4 5 6 7	1 2 3 4	1 2 3 4 5 6 7 8 9 10 11
8 9 10 11 12 13 14	5 6 7 8 9 10 11	12 13 14 15 16 17 18
15 16 17 18 19 20 21	12 13 14 15 16 17	19 20 21 22 23 24 25
22 23 24 25 26 27 28	19 20 21 22 23 24	26 27 28 29 30
29 30 31	26 27 28 29 30	31
AUGUST 1960	SEPTEMBER 1960	OCTOBER 1960
S M T W T F S	S M T W T F S	S M T W T F S
1 2 3 4 5 6	1 2 3	1 2 3 4 5 6 7 8
7 8 9 10 11 12 13	4 5 6 7 8 9 10	9 10 11 12 13 14 15
14 15 16 17 18 19 20	11 12 13 14 15 16 17	16 17 18 19 20 21 22
21 22 23 24 25 26 27	18 19 20 21 22 23 24	23 24 25 26 27 28 29
28 29 30 31	25 26 27 28 29 30	30 31
NOVEMBER 1960	DECEMBER 1960	JANUARY 1961
S M T W T F S	S M T W T F S	S M T W T F S
1 2 3 4 5	1 2 3 4 5 6 7 8	1 2 3 4 5 6 7 8
6 7 8 9 10 11 12	4 5 6 7 8 9 10	9 10 11 12 13 14 15
13 14 15 16 17 18 19	11 12 13 14 15 16 17	16 17 18 19 20 21 22
20 21 22 23 24 25 26	18 19 20 21 22 23 24	23 24 25 26 27 28 29
27 28 29 30	25 26 27 28 29 30 31	29 30 31
FEBRUARY 1961	MARCH 1961	APRIL 1961
S M T W T F S	S M T W T F S	S M T W T F S
1 2 3 4	1 2 3 4	1 2 3 4 5 6 7 8
5 6 7 8 9 10 11	2 3 4 5 6 7 8	9 10 11 12 13 14 15
12 13 14 15 16 17 18	12 13 14 15 16 17 18	16 17 18 19 20 21 22
19 20 21 22 23 24 25	19 20 21 22 23 24 25	23 24 25 26 27 28 29
26 27 28	26 27 28 29 30 31	30

c Stops on flag to receive revenue passengers for Sacramento or beyond, and discharge revenue passengers from Omaha or beyond.

d Stops on flag to receive revenue passengers for Denver or beyond, and discharge revenue passengers from Salt Lake City or beyond.

e Stops on flag to receive revenue passengers for Omaha or beyond, and discharge revenue passengers from Sacramento or beyond.

k Stops on flag to receive revenue passengers for Salt Lake City or beyond, and discharge revenue passengers from Denver or beyond.

CST—Central Standard Time. MST—Mountain Standard Time. PST—Pacific Standard Time.

All space on the California Zephyr—both coach and Pullman—is reserved and specifically assigned in advance. Dome seats are not reserved. Checked baggage will be handled on the California Zephyr to or from Glenwood Springs and Grand Junction, Colorado, but not to or from other intermediate points between Denver and Salt Lake City. No extra fare.

ROUTE OF THE Vista-Dome

ROYAL GORGE

BETWEEN

DENVER • COLORADO SPRINGS • PUEBLO
GLENWOOD SPRINGS • GRAND JUNCTION
PROVO • SALT LAKE CITY

READ DOWN *See Page 9 for Equipment READ UP

No. 1 Daily	Miles from Denver	Mountain Standard Time	No. 2 Daily
9 00 AM	0	Lv Denver, Colo. Ar	3 00 PM
10 50 " "	75	Lv Colorado Springs, Colo. Lv	1 08 " "
11 50 " "	119	Ar Pueblo, Colo. Lv	12 05 " "
12 15 PM	119	Lv Pueblo, Colo. Ar	11 45 AM
1 23 " "	160	Lv Canon City, Colo. Lv	10 40 " "
1 36 " "	166	Ar Royal Gorge, Colo. Lv	10 27 " "
		Ten minute stop to view America's best loved travel wonder. Here is located Hanging Bridge, suspended between sheer canyon walls, just 30 feet apart. Above may be seen the World's Highest Bridge, across the Royal Gorge, 1,053 feet above the railroad tracks.	
1 46 PM	166	Lv Royal Gorge, Colo. Ar	10 17 AM
3 25 " "	215	Lv Salida, Colo. Lv	9 00 " "
5 15 " "	281	Lv Tennessee Pass, Colo. Lv	7 11 " "
		Cross the Continental Divide at Tennessee Pass, highest main-line standard gauge railroad in the United States.	
8 00 PM	360	Lv Glenwood Springs, Colo. Lv	4 40 AM
2 15 AM	450	Lv Grand Junction, Colo. Lv	2 40 " "
5 34 " "	619	Lv Price, Utah. Lv	8 42 PM
7 59 " "	701	Lv Provo, Utah. Lv	6 10 " "
8 55 " "	745	Ar Salt Lake City, Utah. Lv	5 15 " "



ROUTE OF THE Vista-Dome

DENVER ZEPHYR

BETWEEN

Colorado Springs • Denver • Omaha • Chicago

READ DOWN See Page 9 for Equipment READ UP

No. 2 Daily	Miles from Colo. Spgs.	Denver & Rio Grande Western Railroad	No. 1 Daily
1 08 PM MST	0	Lv Colorado Spgs., Colo. Ar	10 40 AM MST
3 00 " "	75	Ar Denver, Colo. Lv	9 00 " "
		Burlington Route	No. 1
4 00 PM MST	75	Lv Denver, Colo. Ar	8 30 AM MST
7 35 " "	330	Ar McCook, Nebr. Lv	4 26 " "
8 38 PM CST	330	Lv McCook, Nebr. Ar	5 23 " CST
12 04 AM " "	558	Ar Lincoln, Nebr. Lv	1 53 " "
1 08 " "	613	Ar Omaha, Nebr. Lv	12 46 " "
5 53 " "	908	Ar Burlington, Iowa. Lv	7 59 PM " "
9 00 " "	1114	Ar Chicago, Ill. Lv	5 00 " "

MST Mountain Standard Time CST Central Standard Time



ROUTE OF THE Vista-Dome

COLORADO EAGLE

BETWEEN

DENVER • COLORADO SPRINGS • PUEBLO
WICHITA • KANSAS CITY • ST. LOUIS

READ DOWN See Page 9 for Equipment READ UP

No. 3 Daily	Miles from Denver	Denver & Rio Grande Western Railroad	No. 4 Daily
4 15 PM MST	0	Lv DENVER, COLO. Ar	9 50 AM MST
5 53 " "	75	Lv Colorado Spgs., Colo. Lv	8 11 " "
		(Pikes Peak)	
6 45 PM " "	119	Ar PUEBLO, COLO. Lv	7 20 " "
		Missouri Pacific R. R.	No. 11
6 55 PM MST	119	Lv PUEBLO, COLO. Ar	7 10 AM MST
7 45 " "	170	Lv Ordway, Colo. Lv	5 57 " "
12 06 AM " "	458	Ar Hoisington, Kans. Lv	1 33 " "
1 18 " CST	458	Lv Hoisington, Kans. Ar	2 19 " CST
1 57 " " "	492	Lv Geneseo, Kans. Lv	1 40 " " "
5 45 AM CST	580	Ar WICHITA, KANS. Lv	10 00 PM CST
3 06 AM CST	565	Lv Herington, Kans. Lv	12 19 AM CST
3 39 " "	592	Lv Council Grove, Kans. Lv	11 56 PM CST
4 53 " "	662	Lv Ottawa, Kans. Lv	10 38 " "
5 20 " "	683	Lv Osawatomie, Kans. Lv	10 18 " "
6 55 " "	742	Ar KANSAS CITY, MO. Lv	9 10 " "
7 15 " "	742	Lv KANSAS CITY, MO. Ar	9 00 " "
10 00 " "	900	Lv Jefferson City, Mo. Lv	6 05 " "
12 15 PM " "	1021	Ar ST. LOUIS, MO. Lv	4 00 " "

MST Mountain Standard Time. CST Central Standard Time.

ROUTE OF THE

PROSPECTOR

BETWEEN

Denver • Glenwood Springs • Grand Junction
Provo • Salt Lake City

READ DOWN See Page 6 for Equipment READ UP

No. 7 Daily	Miles from Denver	Mountain Standard Time	No. 8 Daily
6 40 PM	0	Lv Denver, Colo. Ar	8 00 AM
		Fifty miles from Denver enter the Moffat Tunnel which extends 6.2 miles under the Continental Divide.	
9 37 PM	103	Lv Kremmling. Lv	4 53 AM
10 38 " "	129	Lv Bond. Lv	3 58 " "
12 08 AM	185	Lv Glenwood Springs, Colo. Lv	2 15 " "
12 40 " "	212	Lv Rifle. Lv	1 40 " "
2 15 " "	275	Lv Grand Junction, Colo. Lv	12 22 " "
3 47 " "	353	Lv Thompson. Lv	10 27 PM
5 34 " "	444	Ar Price. Lv	8 42 " "
7 59 " "	526	Lv Provo, Utah. Lv	6 10 " "
8 55 " "	570	Ar Salt Lake City, Utah. Lv	5 15 " "




Table 1		MOFFAT TUNNEL ROUTE										Table 1	
		DENVER • BOND • GLENWOOD SPRINGS • GRAND JUNCTION											
READ DOWN				April 24, 1960				READ UP					
No. 7 The Prospector	No. 9 Yampa Valley Mail	No. 17 California Zephyr	Miles from Denver	STATIONS		No. 18 California Zephyr	No. 10 Yampa Valley Mail	No. 8 The Prospector					
				Mountain Standard Time									
* 6 40 PM	* 9 05 AM	* 8 40 AM	.0	Lv DENVER, COLO.	Ar	* 7 20 PM	* 3 20 PM	* 8 00 AM					
f 9 17 "	f 9 17 "		7.1	Lv Arvada (Ralston)	Lv	f 3 03 "	f 3 03 "						
f 9 44 AM	f 9 44 AM	See Note "A"	24.4	Lv Plainview	Lv	f 2 29 PM	f 2 29 PM						
	10 16 AM	Streamlined Diesel-Power	31.3	Lv Crescent	Lv		1 57 PM						
	10 25 "		37.0	Lv Pine Cliff	Lv		1 49 "						
	f 10 33 "		41.7	Lv Rollinsville	Lv	f 1 40 "	f 1 40 "						
	10 41 "		46.8	Lv Tolland	Lv		1 35 "						
			50.0	Ar East Portal	Lv								
f 8 22 PM	10 52 AM		56.8	MOFFAT TUNNEL									
	11 04 "		62.1	Lv Winter Park	Ar		1 22 PM	f 6 00 AM					
	f 11 08 "		65.9	Lv Fraser	Lv		1 11 "						
9 00 PM	11 30 "	e 10 59 AM	75.7	Lv Tabernash	Lv	e 4 58 PM	12 49 "	5 29 AM					
	11 45 "		86.1	Ar Granby	Lv		12 32 "						
				(Byers Canyon)									
	11 55 AM		91.0	Lv Parshall	Lv		12 10 PM						
9 37 PM	12 14 PM		103.2	Ar Kremmling	Lv		12 05 "	4 53 AM					
				(Gore Canyon)									
			105.8	Lv Gore	Lv								
	12 40 PM		116.1	Lv Radium	Lv		11 33 AM						
	f 12 58 "		126.1	Lv State Bridge	Lv		f 11 12 "						
10 33 PM	1 05 "	12 23 PM	129.3	Ar BOND (Orestod)	Lv	3 34 PM	11 10 "	3 58 AM					
10 38 "		12 26 "	129.3	Lv BOND (Orestod)	Ar	3 31 "		3 53 "					
	See Table 3 Page 12 for Schedule of Train No. 9 Orestod to Craig		134.9	Ar Glen	Ar		See Table 3 Page 12 for Schedule of Train No. 10 Craig to Orestod						
f 11 00 PM			142.1	Ar Dell	Ar			3 19 AM					
			144.6	Ar Burns	Ar								
			148.8	Ar Sylvan	Ar								
			155.3	Ar Range	Ar								
			157.7	Ar Sweetwater	Ar								
			163.2	Ar Niche	Ar								
			166.8	Ar DOTSERO	Ar								
			175.4	Ar Shoshone	Ar								
				(Glenwood Canyon)									
12 08 AM		1 55 PM	185.0	Lv Glenwood Springs	Lv	2 05 PM	Orestod	2 15 AM					
			197.6	Ar New Castle	Ar								
			204.4	Ar Silt	Ar								
12 40 AM	(See Table 5 for Glenwood Springs-Aspen bus service.)	Stainless Steel	211.5	Ar Rifle	Ar		(See Table 5 for Glenwood Springs-Aspen bus service.)	1 40 AM					
			216.3	Ar Lacy	Ar								
			228.9	Ar Grand Valley	Ar								
			233.7	Ar Una	Ar								
			241.5	Ar DeBeque	Ar								
			257.5	Ar Cameo	Ar								
			261.9	Ar Palisade	Ar								
			267.4	Ar Clifton	Ar								
* 1 55 AM		* 3 40 PM	274.5	Ar Grand Junction	Lv	* 12 08 PM		* 12 22 AM					

NOTE "A": All space on the California Zephyr—both Coach and Pullman—is reserved and specifically assigned in advance.

EQUIPMENT

(All equipment is air conditioned)

<p>Nos. 7 and 8—THE PROSPECTOR (Streamlined—Diesel-Power) Diner-Lounge between Denver and Salt Lake City. Standard Sleepers between Denver and Salt Lake City. (D-5 and D-7 westbound; (D-6 and D-8 eastbound). (2 cars) 5 Sections, 6 Double Bedrooms, 5 Roomettes. Effective May 1, 1960 Coach Tickets honored in Lower and Upper Berths upon payment of space charge Chair car between Denver and Salt Lake City.</p>	<p style="text-align: center;">See page 7 for explanation of references.</p> <p style="text-align: center;">Nos. 9 and 10 THE YAMPA VALLEY MAIL (Diesel-Power) Chair Car between Denver and Craig.</p>
---	---



Table 1		MOFFAT TUNNEL ROUTE										Table 1	
		GRAND JUNCTION • PRICE • PROVO • SALT LAKE CITY • OGDEN											
READ DOWN				Issued April 24, 1960				READ UP				REFERENCE NOTES	
No. 7-1 The Prospector	No. 17 California Zephyr	Miles from Denver	STATIONS		No. 18 California Zephyr	No. 8-2 The Prospector							
				Mountain Standard Time									
* 2 15 AM	* 3 50 PM	274.5	Lv GRAND JUNCTION, COLO.	Ar	* 11 58 AM	* 12 02 AM							
x		285.4	Ar Fruita	Ar									
x		290.5	Ar Loma	Ar	See Note "A"								
x	See Note "A"	293.8	Ar Mack, Colo.	Ar									
			(Ruby Canyon)										
			(Colorado-Utah State Line)										
x		313.3	Ar Westwater, Utah	Ar									
x		329.3	Ar Cisco	Ar									
3 47 AM	k 5 15 PM	353.0	Ar Thompson	Ar	d 10 35 AM	10 27 PM							
4 17 "		380.1	Ar Green River	Ar		9 53 "							
x		406.3	Ar Woodside	Ar									
x		428.1	Ar Mounds	Ar									
x		437.9	Ar Wellington	Ar									
5 34 AM		444.0	Lv PRICE	Lv									
5 50 "	7 05 PM	451.4	Ar Helper	Lv	8 53 AM	8 27 "							
x		455.2	Ar Castle Gate	Ar									
		464.2	Ar Kyune	Ar									
f 6 40 AM		469.4	Ar Colton	Ar									
		476.3	Ar Soldier Summit	Ar									
		485.9	Ar Gilly	Ar									
7 35 AM		505.8	Lv Thistle	Ar									
f 7 51 AM		520.7	Lv Springville	Ar									
7 59 "	9 05 PM	526.1	Lv PROVO	Ar	6 50 AM	6 10 "							
x		532.1	Lv Geneva	Ar									
x		538.6	Lv American Fork	Ar									
x		541.9	Lv Lehi	Ar									
x		554.1	Lv Riverton	Ar									
x		559.4	Lv Midvale	Ar									
x		563.3	Ar Murray	Ar									
x		567.4	Ar Roper	Ar									
* 8 55 AM	* 10 00 PM	570.0	Ar SALT LAKE CITY, UTAH	Lv	* 6 00 AM	* 5 15 PM							
		606.9	OGDEN, UTAH	Ar									

NOTE A: All space on the California Zephyr—both Coach and Pullman—is reserved and specifically assigned in advance.

NOTE B: D&RGW passenger trains originate and terminate at Salt Lake City. Tickets reading via D & R G W between Salt Lake City and Ogden will be honored on Union Pacific trains. See page 14 for schedules.

EQUIPMENT

(All equipment is air conditioned)

Nos. 17 and 18—THE CALIFORNIA ZEPHYR
(Stainless Steel, Streamlined, Diesel-Power)

Vista Dome, Observation Lounge—Standard Sleeper between Chicago and San Francisco (CZ-10) 1 Drawing-room, 3 Dbl. Bedrooms, via C. B. & Q.-D. & R. G. W.-W. P.

Standard Sleeper between Chicago and San Francisco (CZ-11) 6 Dbl. Bedrooms, 10 Roomettes, via C. B. & Q.-D. & R. G. W.-W. P.

Standard Sleeper between Chicago and San Francisco (CZ-12) 16 Sections, (Summer Season only) via C. B. & Q.-D. & R. G. W.-W. P.

Standard Sleepers between Chicago and San Francisco (CZ-14 and CZ-15) (2 cars) 6 Dbl. Bedrooms, 10 Roomettes, via C. B. & Q.-D. & R. G. W.-W. P.

Standard Sleeper between Chicago and San Francisco (CZ-16) 6 Dbl. Bedrooms, 5 Compartments, via C.B.&Q., D.&R.G.W., W.P.

Vista Dome Chair Cars between Chicago and San Francisco (CZ-20, CZ-21 and CZ-22) (3 cars) via C. B. & Q.-D. & R. G. W.-W. P.

Vista Dome Buffet Lounge between Chicago and San Francisco via C. B. & Q.-D. & R. G. W.-W. P. (Lounge for all passengers: Vista Dome for sleeping car passengers) (Buffet and sandwich service 6:00 A. M. to 10:00 P. M.)

Diner between Chicago and San Francisco, via C. B. & Q.-D. & R. G. W.-W. P.

Table 2

ROYAL GORGE ROUTE

DENVER • COLORADO SPRINGS • PUEBLO • CANON CITY • SALIDA • GLENWOOD SPRINGS

READ DOWN			Issued April 24, 1960		READ UP	
No. 3 The Colorado Eagle	No. 1 Royal Gorge	Miles	STATIONS Mountain Standard Time	No. 2 The Royal Gorge	No. 4 The Colorado Eagle	
* 4 15 PM	* 9 00 AM	0	Lv DENVER, COLO.	* 3 00 PM	* 9 50 AM	
		2.0	Ar Burnham			
		7.7	Ar Englewood			
4 33 PM	9 20 AM	10.3	Ar Littleton	2 36 PM	9 28 AM	
		13.5	Ar Wolorst			
		17.3	Ar Acequia			
		20.7	Ar Louviers			
a	f 9 36 "	24.5	Ar Sedalia	f 2 19 PM	b	
a	f 9 58 "	32.5	Ar Castle Rock	f 2 10 "	b	
a	f 10 04 "	42.9	Ar Larkspur	f 1 58 "	b	
a	f 10 13 "	46.9	Ar Greenland			
a	f 10 18 "	52.2	Ar Palmer Lake	f 1 47 PM	b	
a		55.9	Ar Monument	f 1 38 "	b	
a		61.9	Ar Husted [▲] (U. S. Air Force Academy)			
a		70.3	Ar Pikeview			
• 5 53 PM	• 10 40 AM	74.9	Ar COLORADO SPRINGS ‡ (Pikes Peak)	• 1 08 PM	• 8 11 AM	
• 5 53 "	• 10 50 "	74.9	Lv COLORADO SPRINGS	• 1 08 "	• 8 11 "	
	f 11 08 "	87.9	Ar Fountain	f 12 42 "		
		93.4	Ar Buttes			
		99.0	Ar Henkel			
		105.3	Ar Pinon			
6 45 PM	11 50 AM	119.4	Ar PUEBLO †	12 05 PM	7 20 AM	
	12 15 PM	119.4	Lv PUEBLO	11 45 AM		
		134.6	Ar Swallows			
		139.6	Ar Hobson			
		144.4	Ar Concrete			
	f 12 52 PM	145.8	Ar Portland	f 11 01 AM		
	1 02 "	151.9	Ar Florence	10 53 "		
	1 23 "	160.0	Ar CANON CITY †	10 40 "		
	1 36 "	166.2	Ar HANGING BRIDGE	10 27 "		
		166.2	Lv HANGING BRIDGE			
	f 1 46 PM	171.2	Ar Parkdale	10 17 AM		
	f 1 57 "	184.1	Ar Texas Creek	f 10 05 "		
	2 20 "	191.7	Ar Cotopaxi	9 45 "		
	f 2 34 "	195.7	Ar Pleasanton	9 34 "		
	f 2 41 "	198.1	Ar Vallie			
		203.4	Ar Howard			
		215.1	Ar SALIDA †	9 00 AM		
	3 15 PM	215.1	Lv SALIDA	8 50 "		
	3 25 "	222.2	Ar Brown Canon			
		232.8	Ar Nathrop			
	4 04 PM	240.3	Ar Buena Vista	8 15 AM		
		248.0	Ar Riverside			
	f 4 29 PM	257.3	Ar Yale	f 7 52 AM		
	4 52 "	271.0	Lv Malta (Leadville)	f 7 36 "		
	f 5 15 "	281.0	Ar Tennessee Pass	f 7 11 "		
	f 5 37 "	288.7	Ar Pando	f 6 51 "		
	f 5 52 "	293.9	Ar Red Cliff [▲] Eagle River Canyon	h 6 39 "		
		296.1	Ar Belden			
	6 15 PM	302.0	Ar Minturn	Lv 6 22 AM		
	6 25 "	302.0	Lv Minturn	6 12 "		
	f 6 35 "	308.0	Ar Avon	f 6 02 "		
	f 6 50 "	319.1	Ar Wolcott	f 5 46 "		
	7 04 "	329.0	Ar Eagle	f 5 31 "		
	g 7 13 "	335.8	Ar Gypsum	f 5 21 "		
		341.9	Ar DOTSERO			
		350.0	Ar Shoshone [▲] (Glenwood Canyon)			
	8 00 PM	360.1	Ar GLENWOOD SPRINGS, COLO.	* 4 40 AM		

"Thrill-T-Sleeper"

This Summer's New Budget Bonus

on the Vista-Dome

ROYAL GORGE

For the convenience of the many folks who plan to take a trip via America's best-loved travel wonder, the Royal Gorge of the Arkansas River, Rio Grande is providing a "Budget Bonus."

During the 1960 Summer Season (June 12-September 7, 1960) "Thrill-T-Sleeper" service—providing restful sleeping accommodations for little more than COACH fare—will be available on the Vista-Dome Royal Gorge between Denver and Salt Lake City

You pay only the one-way or round trip COACH fare and tax, plus these new reduced sleeping car fares:

Between Denver and Salt Lake City and all intermediate points (One-way)
 Upper Berth \$ 3.00
 Lower Berth \$ 5.50
 Bedroom (2 or more persons) \$11.00
 Drawing Room (2 or more persons) \$14.00

(all fares subject to 10% Federal Transportation Tax)

For Example: Round trip between Denver and Salt Lake City with a restful upper berth sleeping accommodation going and returning is only \$35.30 plus tax!

FREE BAGGAGE ALLOWANCE

When you travel by rail, no need to wrestle with heavy bags. Just check them through and they'll ride in the baggage car. Each adult ticket entitles you to check as much as 150 pounds (up to \$100 value) without additional charge—or 75 pounds and \$50 value on each child's half-fare ticket. On Family Plan tickets up to 300 pounds (not exceeding \$200.00 in value) is allowed regardless of number of persons for which ticket is issued.

ROYAL GORGE ROUTE

GLENWOOD SPRINGS • GRAND JUNCTION • PROVO • SALT LAKE CITY • OGDEN

Table 2

READ DOWN		Issued April 24, 1960		READ UP	
No. 1 The Royal Gorge	Miles	STATIONS Mountain Standard Time	No. 2 The Royal Gorge	No. 1 The Royal Gorge	No. 2 The Royal Gorge
* 8 00 PM	360.1	Lv GLENWOOD SPRINGS, COLO.	* 4 40 AM	* 4 40 AM	
8 17 "	372.7	Ar New Castle	f 4 09 "	f 4 09 "	
8 27 "	379.5	Ar Silt	f 4 02 "	f 4 02 "	
8 50 "	386.6	Ar Rifle	f 3 55 "	f 3 55 "	
	391.4	Ar Lacy			
9 11 PM	404.0	Ar Grand Valley	f 3 35 AM	f 3 35 AM	
	408.8	Ar Una			
9 28 PM	416.6	Ar DeBeque	f 3 20 AM	f 3 20 AM	
	432.6	Ar Cameo			
10 03 PM	437.2	Ar Palisade	f 2 55 AM	f 2 55 AM	
10 15 "	442.7	Ar Clifton			
10 30 "	449.6	Ar GRAND JUNCTION, COLO. †	Lv 2 40 AM	Lv 2 40 AM	
No. 7-1			No. 8-2		
2 15 AM	449.6	Lv GRAND JUNCTION, COLO.	12 02 AM	12 02 AM	
x	460.5	Ar Fruita			
x	465.6	Ar Loma			
x	468.9	Ar Mack, Colo.			
		(Ruby Canyon) (Colorado-Utah State Line)			
x	488.4	Ar Westwater, Utah			
x	504.4	Ar Cisco			
3 47 AM	528.1	Ar Thompson	10 27 PM	10 27 PM	
4 17 "	555.2	Ar Green River	9 53 "	9 53 "	
x	581.4	Ar Woodside			
x	603.2	Ar Mounds			
x	613.0	Ar Wellington			
5 34 AM	619.1	Lv PRICE †	8 42 PM	8 42 PM	
5 50 "	626.5	Ar Helper	8 27 "	8 27 "	
x	630.3	Ar Castle Gate			
	639.3	Ar Kyune			
	644.5	Ar Colton			
f 6 40 AM	651.5	Ar Soldier Summit † (Wasatch Range)	f 7 30 PM	f 7 30 PM	
	661.0	Ar Gully			
7 35 AM	680.9	Lv Thistle	6 37 PM	6 37 PM	
f 7 51 AM	695.8	Lv Springville	6 16 PM	6 16 PM	
7 59 AM	701.2	Lv PROVO †	6 10 "	6 10 "	
	707.2	Lv Geneva			
x	713.7	Lv American Fork			
x	717.0	Lv Lehi			
x	728.6	Lv Riverton			
x	734.5	Lv Midvale			
x	738.4	Ar Murray			
	742.5	Ar Roper			
8 55 AM	745.1	Ar SALT LAKE CITY, UTAH	* 5 15 PM	* 5 15 PM	
	782.0	OGDEN, UTAH (See Note B)			

NOTE B: D&RGW passenger trains originate and terminate at Salt Lake City. Tickets reading via D&RGW between Salt Lake City and Ogden will be honored on Union Pacific trains. See page 14 for schedules.

Now, the see-all Vista-Dome car adds thrilling perspective to make the Royal Gorge a brand new travel delight.

BAGGAGE INSURANCE covering personal effects and baggage for an entire trip, may be purchased at principal Rio Grande ticket offices and baggage counters. Consult agent for particulars.

REFERENCE NOTES

- * Daily
- a Stops on flag to receive pay passengers for points on Mo. Pac. and discharge pay passengers from connections at Denver.
- b Stops to discharge pay passengers received from connections at Pueblo.
- f Flag stop.
- g Stops daily except Sundays; flag stop Sundays.
- h Stops daily except Mondays; flag stop Mondays.
- j Stops on flag to receive revenue passengers for Denver, Colorado Springs, Pueblo or beyond.
- x Stops to discharge pay passengers from Denver, Colorado Springs and Pueblo.
- ▲ No checked baggage handled at this station.
- † U. S. Mail box located on station platform.
- At Colorado Springs, Southbound Trains use D. & R. G. W. Station; Northbound Trains use A. T. & S. F. Station.
- ☞ Rail-Auto Service available at this point.

EQUIPMENT

(All equipment is air-conditioned)

Nos. 1 and 2—THE ROYAL GORGE
(Diesel Power)

Grill-Lounge between Denver and Grand Junction. (Diner-Lounge during summer season)
 (Diner-Lounge between Grand Junction and Salt Lake City in Trains 7 and 8)
 Thrift-T-Sleeper between Denver and Salt Lake City (TS-11 westbound) (TS-21 eastbound) 8 Sections, 3 Double BR., 1 D Room. (summer season only) (Coach Tickets honored upon payment of space charge.)
 Vista Dome Chair Car between Denver and Salt Lake City.
 (In Trains 7 and 8 west of Grand Junction)

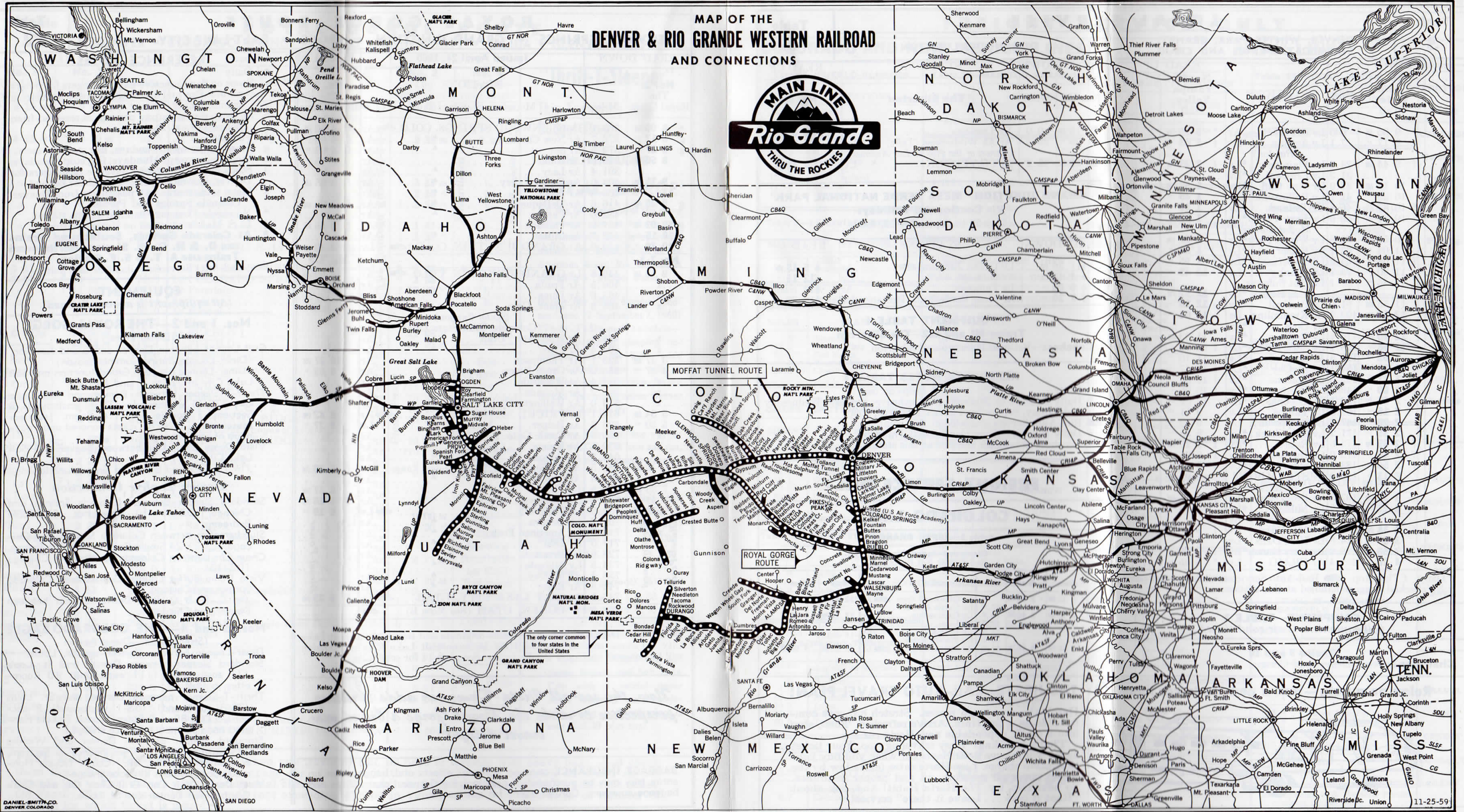
Denver Zephyr Connection

Standard Sleeper between Colorado Springs and Chicago (DZ-4) 10 Roomettes, 6 Double Bedrooms.
 Slumbercoach between Colorado Springs and Chicago (CS-7) 24 Single Rooms, 8 Double Rooms.
 Chair Car between Colorado Springs and Chicago (DZ-10)
 Vista Dome Buffet Lounge Car between Colorado Springs and Chicago.
 (In C. B. & Q. R.R. Denver Zephyr between Denver and Chicago)

Nos. 3 and 4—THE COLORADO EAGLE
(Streamlined—Diesel Power)

Diner-Lounge between Denver and St. Louis.
 Standard Sleeper between Denver and St. Louis (31 eastbound) (111 westbound) 10 Roomettes, 6 Dbl. BR.
 Thrift-T-Sleeper between Denver and St. Louis (TS-3 eastbound) (TS-1 westbound) 8 sections, 3 Dbl. BR. 1 D Room (Coach Tickets Honored upon payment of space charge.)
 Standard Sleeper between Denver and Wichita (34 eastbound) (114 westbound) 6 Sections, 6 Roomettes, 4 Dbl. BR. (Coach Tickets Honored upon payment of space charge.)
 Vista Dome Chair Car, Grill Chair Car and Chair Car between Denver and St. Louis.

MAP OF THE DENVER & RIO GRANDE WESTERN RAILROAD AND CONNECTIONS



The only corner common to four states in the United States


Table 3		LOCAL SERVICE				Table 4	
		DENVER, WINTER PARK, GRANBY, STEAMBOAT SPRINGS AND CRAIG					
READ DOWN		READ UP					
No. 9 Yampa Valley Mail	Miles	STATIONS		No. 10 Yampa Valley Mail			
* 9 05 AM	0.0	Lv DENVER	Ar	* 3 20 PM			
f 9 17 "	7.1	Lv Arvada	Ar	f 3 03 "			
		(Ralston)					
f 9 44 AM	24.4	Lv Plainview	Ar	f 2 29 PM			
	31.3	Lv Crescent	Ar				
	37.0	Lv Pine Cliff	Ar	1 57 PM			
	41.7	Lv Rollinsville	Ar	1 49 "			
f 10 33 "	46.8	Lv Tolland	Ar	f 1 40 "			
	50.0	Lv East Portal	Ar	1 35 "			
		Moffat Tunnel					
	56.8	Lv Winter Park	Ar	1 22 PM			
	62.1	Lv Fraser	Ar	1 11 "			
f 11 08 "	65.9	Lv Tabernash	Ar	f 1 05 "			
	75.7	Lv Granby	Ar	12 49 "			
	86.1	Lv Hot Sulphur Springs	Ar	12 32 PM			
	91.0	Lv Parshall	Ar	12 10 "			
12 14 PM	103.2	Lv Kremmling	Ar	12 05 "			
	105.8	Lv Gore	Ar				
12 40 PM	116.1	Lv Radium	Ar	11 33 AM			
f 12 58 "	126.1	Lv State Bridge	Ar	f 11 12 "			
	128.5	Lv Orestod	Ar	11 10 "			
f 1 19 "	134.1	Lv McCoy	Ar	f 10 47 "			
f 1 41 "	142.5	Lv Volcano	Ar	f 10 24 "			
f 2 00 "	149.9	Lv Egeria	Ar	f 10 06 "			
2 05 "	153.1	Lv Toponas	Ar	10 02 "			
2 18 "	161.6	Lv Yampa	Ar	9 51 "			
2 28 "	167.7	Lv Phippsburg	Lv	9 42 "			
2 35 "	171.2	Lv Oak Creek	Ar	9 35 "			
f 2 39 PM	173.6	Lv Routt	Ar	f 9 29 AM			
f 2 42 "	175.0	Lv Haybro	Ar	f 9 26 "			
f 2 56 "	183.6	Lv Sidney	Ar	f 9 12 "			
3 13 "	190.9	Lv STEAMBOAT SPRINGS	Lv	9 03 "			
f 3 22 PM	197.5	Lv Brookston	Ar	f 8 51 AM			
3 27 "	200.9	Lv Milner	Ar	8 46 "			
	206.3	Lv Bear River	Ar				
f 3 38 PM	207.7	Lv Mt. Harris	Ar	f 8 37 AM			
3 50 "	214.8	Lv HAYDEN	Lv	8 27 "			
f 3 56 "	219.2	Lv Cary Ranch	Ar	f 8 20 "			
4 20 "	231.4	Ar CRAIG	Lv	* 8 05 "			

* Daily. f Flag stop. Rail-Auto Service available at this point. ▲ No checked baggage handled at this station.

EQUIPMENT—TABLE 3
(All equipment is air conditioned.)

Trains 9 and 10
Chair Car between Denver and Craig.

Relax on a train—rent a new Hertz car there. TRY THE HERTZ® RAIL-AUTO TRAVEL PLAN!



Here's the way to go places. Stretch out, get comfortable on a fast train. Arrive refreshed. Then, step into a clean, dependable new Hertz car. That's traveling! Easy traveling, too. Your ticket agent will reserve your Hertz car when you buy your ticket. No charge. Low Hertz rates (extra low by the week) cover all gasoline, oil and proper insurance. So next trip, try The Hertz Habit! And, ask about "Rent it here . . . Leave it there" service!

Table 4		DURANGO-SILVERTON				Table 4	
		DURANGO-SILVERTON					
READ DOWN		STATIONS				READ UP	
No. 461	Miles	The Silverton		No. 462			
9 15 AM	0.0	Lv Durango	Ar	6 00 PM			
11 05 "	26.5	Ar Ah Wilderness (Tefft)	Lv	4 15 "			
		(Canon of the Rio de Las Animas)					
12 40 PM	45.2	Ar SILVERTON	Lv	2 40 PM			

GRAND JUNCTION—MESA VERDE NATIONAL PARK
Via Continental Trailways
(May 20 to September 12, 1960)

READ DOWN		STATIONS		READ UP	
11 30 AM		Lv Grand Junction	Ar	5 15 PM	
4 40 PM		Ar Durango	Lv	12 15 "	
6 00 "		Lv Durango	Ar	12 Noon	
7 30 "		Ar Mesa Verde Natl. Park	Lv	10 30 AM	

EQUIPMENT TABLE 4
Trains 461 and 462—The Silverton
Coaches:—Between Durango and Silverton.

REFERENCE NOTES TABLE 4
* Daily. f Stops on flag.
¶ Daily June 11 to September 5, inclusive; Sunday, Wednesday and Friday, September 7 to 25, inclusive; 1960.
Rail-Auto Service available at this point.
♦ Daily Bus Service via Continental Trailways.
▲ No checked baggage handled at this station.

FREIGHT SERVICE ONLY
COLORADO LINES

Table 5—ASPEN BRANCH					
Glenwood-Aspen Stages Rail Tickets Not Honored					
Bus	Bus	Miles	STATIONS	Bus	Bus
* 8 45 AM	* 2 15 PM	0	Lv Glenwood Spgs. Ar	* 12 45 PM	* 5 10 PM
		7.8	Lv Cattle Creek Ar	12 20 PM	4 45 PM
9 25 AM	2 40 PM	12.9	Lv Carbondale Ar		
		19.3	Lv Leon Ar		
		21.9	Lv Emma Ar		
		32.8	Lv Woody Creek Ar		
10 20 AM	3 45 PM	41.2	Ar Aspen Ar	11 35 AM	4 00 PM

* Daily. Rail-Auto service available at this point.

FREIGHT SERVICE ONLY

COLORADO AND NEW MEXICO LINES **UTAH LINES**

Table 6—PUEBLO-ALAMOSA	
MILES	STATIONS
0	Pueblo
2.0	Minnequa
14.6	Manitou
23.3	Cedarwood
34.4	Lascar
45.1	Sandy
55.6	Walsenburg
70.9	La Veta
108.3	Fort Garland
113.0	Blanca
132.3	Alamosa

Table 13—MANITOU BRANCH	
MILES	STATIONS
0	Colorado Springs
2.7	Colorado City

Table 19—SALT LAKE CITY—OGDEN	
MILES	STATIONS
0	Salt Lake City
5.8	North Salt Lake
8.5	Woods Cross
22.1	Layton
25.7	Clearfield
30.0	Roy
36.9	Ogden

Table 24—SUGAR HOUSE SPUR	
MILES	STATIONS
0	Salt Lake City
2.7	Roper
	Sugar House

Table 7—LEADVILLE BRANCH	
MILES	STATIONS
0	Malta
4.9	Leadville

Table 15—MONARCH BRANCH	
MILES	STATIONS
0	Salida
11.9	Maysville
18.3	Garfield
21.2	Monarch

Table 20—MARYSVALE BRANCH	
MILES	STATIONS
0	Thistle
14.8	Indianola
23.3	Hill Top
32.0	Fairview
38.6	Mount Pleasant
44.1	Spring City
53.4	Ephraim
60.8	Manti
66.3	Sterling
72.9	Gunnison
79.2	Axtell
82.6	Redmond
86.4	Salina
91.6	Aurora
96.3	Sigurd
100.1	Kema
103.7	Banning
111.7	Elsinore
116.5	Joseph
120.6	Sevier
132.2	Marysville

Table 25—PROVO CANYON BRANCH	
MILES	STATIONS
0	Provo
1.1	Smoot
17.2	Wallsburg
24.2	Charleston
27.9	Heber

Table 8—CREEDE BRANCH	
MILES	STATIONS
0	Alamosa
14.5	La Jara
21.6	Romeo
28.6	Antonito
54.4	Sublette
58.8	Toltec
60.4	Wagon Wheel Gap
69.0	Creede

Table 16—ALAMOSA-DURANGO	
MILES	STATIONS
0	Alamosa
17.3	Monte Vista
31.1	Del Norte
60.4	Wagon Wheel Gap
66.7	Osier
78.9	Cumbres
92.4	Chama
117.8	Monero
121.6	Lumberton
138.7	Gato
151.9	Arboles
159.3	Allison
174.0	Ignacio
199.8	Durango

Table 26—SUNNYSIDE BRANCH	
MILES	STATIONS
0	Mounds
6.0	Banning
13.0	Columbia Junction
18.0	Sunnyside

Table 9—GRAND JUNCTION-RIDGWAY	
MILES	STATIONS
0	Grand Junction
12.5	Whitewater
26.6	Bridgeport
51.5	Delta
62.1	Olathe
72.8	Montrose, Colo.
85.2	Colona
98.4	Ridgway

Table 17—FARMINGTON BRANCH	
MILES	STATIONS
0	Durango
10.7	Bondad
29.2	Cedar Hill
35.1	Aztec
40.8	Flora Vista
50.0	Farmington

Table 21—MORONI SPUR	
MILES	STATIONS
0	Manti
7.4	Ephraim
18.7	Moroni

Table 27—PLEASANT VALLEY BRANCH	
MILES	STATIONS
0	Colton
15.1	Scofield
21.0	Clear Creek

Table 10—NORTH FORK BRANCH	
MILES	STATIONS
0	Delta
8.0	Austin
24.9	Hotchkiss
33.1	Paonia
42.5	Somerset

Table 11—WALSENBURG-TRINIDAD	
MILES	STATIONS
0	Walsenburg
8.0	Mayne
10.6	Monson
19.2	Lynn
26.3	Ludlow
40.8	Trinidad

Table 22—TINTIC BRANCH	
MILES	STATIONS
0	Provo
7.5	Springville
13.2	Spanish Fork
21.5	Payson
27.8	Santaquin
51.1	Dividend
55.4	Eureka

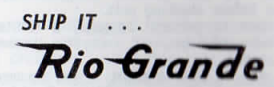
Table 28—BINGHAM GARFIELD BRANCHES	
MILES	STATIONS
0	Midvale
5.0	Welby
0	Welby
6.0	Kearns
15.1	Garfield
15.4	Sands Junction
16.8	Garfield Junction
18.6	Sands
17.5	Garfield Smelter
5.0	Welby
14.1	Bingham

Table 12—LOMA BRANCH	
MILES	STATIONS
0	Walsenburg
8.7	Calumet No. 2

FOR PERFECT SHIPPING
Pack RIGHT
Label RIGHT
Bill RIGHT
Stow RIGHT

Table 23—GOSHEN VALLEY BRANCH	
MILES	STATIONS
0	Dividend
2.7	Flora
5.2	Iron King
6.5	Pearl

Table 29—SUGAR HOUSE SPUR	
MILES	STATIONS
0	Salt Lake City
2.7	Roper
	Sugar House



Interchange with Western Pacific, carload freight only.

CONDENSED SCHEDULES VIA CONNECTING LINES

Note A		Note B		BURLINGTON LINES			
4 00 PM	* 7 45 PM	* 7 35 PM	Lv Denver (mstr)..... Ar	* 8 20 AM	* 8 30 AM		
12 04 AM	5 09 AM	3 55 AM	Ar Lincoln (cstr)..... Lv	12 20 "	1 53 "		
1 08 "	6 19 "	5 05 "	Ar Omaha..... Lv	10 57 PM	12 46 "		
9 00 "	2 30 PM	1 20 PM	Ar Chicago..... Lv	3 00 "	5 00 PM		
Note A—Daily to June 17; and commencing Sept. 11, 1960.							
Note B—Daily June 18 to Sept. 10, inclusive, 1960.							
COLORADO & SOUTHERN-FT. WORTH & DENVER RYS.							
	* 7 50 PM	* 12 45 PM	Lv Denver (mstr)..... Ar	* 6 30 AM	* 6 05 PM		
	9 38 "	2 27 "	Lv Colorado Springs..... Ar	4 50 "	4 20 "		
	11 14 "	3 24 "	Lv Pueblo..... Ar	3 56 "	2 45 "		
	3 30 "	6 25 AM	Ar Fort Worth (cstr)..... Lv	2 40 PM	10 45 "		
	4 40 "	7 35 "	Ar Dallas..... Lv	1 30 "	9 30 "		
	* 5 00 PM	* 9 55 AM	Lv Dallas..... Ar	* 12 47 PM	* 8 50 PM		
	9 25 "	2 15 PM	Ar Houston..... Lv	8 30 AM	4 45 "		
MISSOURI PACIFIC R. R.							
		* 6 55 PM	Lv Pueblo (mstr)..... Ar	* 7 10 AM			
		6 55 AM	Ar Kansas City (cstr)..... Lv	9 10 PM			
		12 15 PM	Ar St. Louis..... Lv	4 00 "			
ROCK ISLAND LINES							
		* 12 01 PM	Lv Denver (mstr)..... Ar	* 8 25 AM			
		12 01 "	Lv Colorado Springs..... Ar	8 35 "			
		9 27 "	Lv Lincoln (cstr)..... Ar	12 17 "			
		10 30 "	Ar Omaha..... Lv	11 05 PM			
		1 15 AM	Ar Des Moines..... Lv	8 05 "			
		8 00 AM	Ar St. Paul..... Lv	12 01 PM			
		8 45 "	Ar Minneapolis..... Lv	11 30 AM			
		8 15 AM	Ar Chicago..... Lv	2 00 PM			
SOUTHERN PACIFIC COMPANY							
	* 9 35 PM	* 6 05 PM	Lv Ogden (mstr)..... Ar	* 6 00 AM	* 9 10 AM		
	7 25 AM	2 05 AM	Lv Reno (pstr)..... Lv	6 50 PM	10 50 PM		
	12 20 PM	6 45 "	Ar Sacramento..... Lv	2 00 "	6 20 "		
	2 40 "	8 45 "	Ar Oakland (16th St.)..... Lv	11 40 AM	4 15 "		
	3 15 "	9 25 "	Ar San Francisco..... Lv	11 00 "	3 35 "		
	* 6 55 AM	* 9 35 PM	Lv Oakland (16th St.)..... Ar	* 7 15 AM	* 6 25 PM		
	7 05 "	10 20 "	Ar Sacramento..... Ar	5 45 PM			
	11 35 "	2 05 AM	Ar Fresno..... Lv	3 00 AM	1 20 "		
	7 15 PM	10 20 "	Ar Los Angeles..... Lv	6 20 PM	5 40 AM		
	* 7 15 AM	* 8 00 PM	Lv San Francisco..... Ar	* 7 30 AM	* 5 00 PM		
	2 41 PM	4 48 AM	Ar Santa Barbara..... Lv	10 34 PM	9 30 AM		
	5 00 "	7 30 "	Ar Los Angeles..... Lv	8 00 "	7 15 "		
	* 7 10 AM	* 10 00 PM	Lv San Francisco..... Ar	* 9 00 AM	* 7 15 PM		
	7 50 "	11 10 "	Ar Oakland (16th St.)..... Ar	8 20 "	6 45 "		
	11 25 PM	7 10 "	Ar Portland..... Lv	4 45 PM	11 00 "		
UNION PACIFIC R. R.							
	* 9 35 AM	* 10 30 PM	Lv Salt Lake City (mstr)..... Ar	* 8 15 AM	* 4 40 AM	* 6 00 PM	
	7 50 PM	6 20 AM	Ar Las Vegas (pstr)..... Lv	11 20 PM	7 00 PM	7 10 AM	
	5 30 AM	2 00 PM	Ar Los Angeles (pstr)..... Lv	4 30 "	11 15 AM	10 15 PM	
	* 6 30 PM	* 5 05 AM	Lv Salt Lake City (mstr)..... Ar	* 10 05 PM	* 8 55 AM		
	7 20 "	6 00 "	Ar Ogden..... Ar	9 15 "	8 05 "		
		9 15 AM	Ar Spokane (pstr)..... Lv		11 00 AM		
		5 30 AM	Ar Portland (pstr)..... Lv		9 45 PM		
		12 10 PM	Ar Tacoma (pstr)..... Lv		6 02 PM		
		1 15 "	Ar Seattle (pstr)..... Lv		5 00 "		
	* 3 15 PM	Lv Denver (mstr)..... Ar		* 7 35 AM			
	12 30 AM	Ar Omaha (cstr)..... Lv		11 55 PM			
	8 35 "	Ar Chicago (cstr)..... Lv		3 45 "			
	* 10 10 AM	* 6 15 PM	Lv Denver (mstr)..... Ar	* 7 50 AM	* 5 55 PM		
	11 00 PM	6 50 AM	Ar Kansas City (cstr)..... Lv	9 25 PM	7 45 AM		
	7 45 AM	12 13 PM	Ar St. Louis (cstr)..... Lv	4 05 "	9 15 PM		
WESTERN PACIFIC R. R.							
	* 10 15 PM	* 9 40 AM	Lv Salt Lake City (mstr)..... Ar	3 30 PM	* 5 40 AM		
	12 10 "	2 50 "	Lv Sacramento (pstr)..... Lv	8 00 "	1 35 PM		
	1 07 "	3 53 "	Ar Stockton..... Lv	6 55 "	12 40 "		
	3 10 "	6 05 "	Ar Oakland..... Lv	4 40 "	10 45 AM		
	4 00 "		Ar San Francisco..... Lv		10 00 "		

Reference Notes: * Daily. mstr Mountain Standard Time. cstr Central Standard Time. : Joint service via G.N.-N.P.-U.P. Leave Salt Lake City and Oakland Sunday, Wednesday and Friday. Light face figures A. M. Bold face figures P. M.

SALT LAKE CITY visitors are welcome to the free organ recitals presented daily, except Sunday, at 12 noon, by celebrated artists in the great domed Mormon Tabernacle, famed for its superb acoustics. Sunday recitals at 4:00 P.M. The nationwide radio broadcast of the Mormon Tabernacle Choir and Organ is presented each Sunday at 8:30 A.M.

INFORMATION

SPECIAL NOTICE. The time shown in this folder is subject to change without notice; is that at which trains may be expected to arrive at and depart from the several stations, but their arrival or departure at the time stated is not guaranteed. This Company reserves the right to discontinue trains, change schedules, and substitute equipment, and will not be responsible for any delay or other deviation from conditions outlined in this time table.

ADJUSTMENT OF FARES. Should any difference arise between yourself and the conductor, pay the fare requested, take receipt for the amount, and refer the matter to the Passenger Traffic Manager, Denver, Colo., for adjustment.

CHILDREN under 5 years of age, free, when accompanied by parent or guardian; 5-12 years of age and under 12, one-half fare; 12 years of age or over, full fare.

CHILDREN TRAVELING ALONE. Children under 5 years of age must be accompanied by an adult. Children of half fare age when unaccompanied by parent or guardian will not be accepted unless authorized by Ticket Agent, and arrangements for such acceptance must be made in advance.

STOPOVERS are permitted at any point enroute where trains are scheduled to stop, within limit of ticket.

FREE SIDE TRIP PUEBLO TO COLORADO SPRINGS OR DENVER AND RETURN. Side trip tickets from Pueblo to Colorado Springs and return will be furnished to holders of tickets reading over the Mo. Pac., sold at stations east of and including Geneseo, Kan., destined to Salt Lake City, Utah, or points beyond, or the reverse. Side trip tickets Pueblo to Denver and return are furnished only in connection with round-trip tickets. Consult D. & R. G. W. or Mo. Pac. conductor, or UNION DEPOT TICKET AGENT, PUEBLO, COLO.

FREE SIDE TRIP DENVER TO COLORADO SPRINGS AND RETURN. Arrangements are in effect whereby passengers may obtain free side trips Denver to Colorado Springs and return on certain tickets without additional charge. Side trip tickets may be included in original ticket, or obtained upon presentation of through round-trip excursion ticket, within limit, at Denver Union Station, or any C. B. & Q., C. R. I. & P. or U. P. ticket office at Denver.

CHOICE OF ROUTES. Tickets reading via D. & R. G. W. between Denver, Colorado Springs or Pueblo and Salt Lake City or Ogden will be honored either via Canon City and the Royal Gorge or via the Moffat Tunnel Route (Dotsero Cut-off), except as otherwise provided by tariff.

REDEMPTION OF TICKETS. For refund on partially used or wholly unused D. & R. G. W. rail tickets, consult local ticket agent, or mail tickets, with explanation of non-use to H. F. Eno, Passenger Traffic Manager, D. & R. G. W. R. R., Room 100 Rio Grande Bldg., 1531 Stout St., Denver 17, Colo.

BEFORE BOARDING TRAINS ask the ticket agent, brakeman, or conductor whether the train stops at the station to which you may be ticketed. There are stations at which some trains do not stop.

STOPPING TRAINS ON SIGNAL. Where trains are scheduled to stop only on signal, passengers on trains must give advance notice to conductor, and persons intending to board trains must advise agent to that effect, in order that necessary arrangement may be perfected.

TICKET HONORING. All classes of tickets will be honored on all trains, except 20-day excursion, Drivers, Caretakers and Banana Messenger tickets will not be honored on the California Zephyr, Trains 17 and 18, and 25 Day round-trip reduced rate Prospector first-class tickets will be valid only on trains 7 and 8. EXCEPTION: Drivers tickets will be honored on all trains, except on the California Zephyr, Trains 17 and 18, to regular or flag stops (not conditional stops) except that Train No. 1 will stop at any station west of Pueblo where conditional stops are authorized, to discharge passengers holding Drivers tickets.

BAGGAGE. Passengers are requested to take advantage of the baggage checking privileges offered by the railroads and check thru to destination all baggage not required for personal use enroute.

In addition to any baggage carried, an additional 150 pounds of personal baggage not exceeding \$100 in value may be checked on each adult ticket without additional charge. Around-the-World or Trans-Pacific passengers may check 350 pounds not exceeding \$100 in value on each adult ticket without additional charge. A maximum of 300 pounds is allowed without charge to each family group traveling on Family Fare Plan tickets. Baggage may be checked thru to residences, hotels, steamship piers, etc., on payment of charges to cover transfer beyond railroad stations.

Articles of unusual value, such as jewelry, money, negotiable instruments, etc., as well as fragile articles and liquids which may damage other contents of the baggage, must not be included in checked baggage. Carriers will not be responsible for loss or damage resulting from these articles being included in baggage.

Each passenger may declare a higher value than the free allowance at time of checking. A nominal charge will be made for each \$100 of additional value so declared. The value of baggage checked on one ticket is limited to \$2500.

Baggage insurance for protection against loss or damage to all baggage (both checked and unchecked) for the duration of the entire journey may be purchased for a small charge at most ticket offices and baggage checking counters.

To insure baggage being at destination on arrival, it should be checked as much in advance of departure as possible. Storage charges accrue after baggage has been on hand at destination over 24 hours.

All baggage should carry proper identification to assist in case of loss or misplacement. Dogs and other small pets may be checked in baggage service subject to tariff regulations. To save possible disappointment, owners should comply with quarantine regulations before checking pets.

In addition to personal baggage, a limited number of articles such as golf clubs, bicycles, baby carriages, etc., may be checked without charge in baggage service. See checking agent.

Agents will be glad to assist in the recovery of LOST ARTICLES. Inquiries regarding lost articles and baggage problems should be addressed to J. H. Tanner, Assistant Passenger Traffic Manager, Denver, Colorado.

RAIL AND PULLMAN FARES

The fares shown below are those in effect May 1, 1960, and do not reflect any increase which may be authorized at a subsequent date. These fares are quoted as information only, are subject to change without notice, and they do not include 10% Federal and 2% Utah taxes.

	RAILROAD FARES				One-Way Pullman Fares	
	In Coaches		In Pullmans		Lower Berth	Seat Fare Day Travel
	One-way	6 Months Round-trip	One-way	6 Months Round-trip		
COLORADO SPRINGS TO						
Chicago..... Ill.	\$28.53	\$51.40	\$39.95	\$71.95	\$12.25	
Glenwood Springs..... Colo.	7.86	14.15	11.03	19.90	5.80	\$2.00
Grand Junction..... Colo.	10.33	18.60	14.48	26.10	5.80	2.85
Kansas City..... Mo.	17.17	30.95	24.00	43.20	7.55	
Los Angeles..... Calif.	35.60	70.20	49.84	88.95	17.70	
New York..... N. Y.	65.86	109.00	99.20	157.65	20.80	
Omaha..... Nebr.	15.65	28.20	21.87	39.40	7.55	
Provo..... Utah	16.26	29.30	22.76	41.00	7.90	
Pueblo..... Colo.	1.29	2.35	1.80	3.25		1.15
St. Louis..... Mo.	24.86	44.75	34.77	62.60	11.45	
Salida..... Colo.	3.87	7.00	5.43	9.80		1.20
Salt Lake City..... Utah	16.26	29.30	22.76	41.00	8.70	
San Francisco..... Calif.	37.63	70.20	52.68	88.95	17.70	
Wichita..... Kans.	13.26	23.90	18.56	33.45	6.70	
DENVER TO						
Chicago..... Ill.	28.53	51.40	39.95	71.95	12.25	
Colorado Springs..... Colo.	2.06	3.75	2.90	5.25		1.15
Glenwood Springs..... Colo.	5.66	10.20	7.92	14.30	5.80	1.90
Grand Junction..... Colo.	8.12	14.65	11.37	20.50	5.80	2.70
Kansas City..... Mo.	17.62	31.75	24.65	44.40	7.55	
Los Angeles..... Calif.	37.63	70.20	52.68	88.95	17.70	
Provo..... Utah	15.04	27.10	12.08	37.95	6.70	5.05
Pueblo..... Colo.	3.31	6.00	4.63	8.35		1.25
St. Louis..... Mo.	25.12	45.25	35.14	63.30	11.45	
Salida..... Colo.	5.92	10.70	8.31	15.00		1.80
Salt Lake City..... Utah	16.26	29.30	22.76	41.00	6.70	5.30
San Francisco..... Calif.	37.63	70.20	52.68	88.95	17.70	
Steamboat Springs..... Colo.	5.81	10.50				
Wichita..... Kans.	14.98	27.00	20.96	37.75	6.70	
GLENWOOD SPRINGS TO						
Chicago..... Ill.	34.18	61.55	47.87	86.20	14.50	
Grand Junction..... Colo.	2.47	4.45	3.47	6.25		1.15
Kansas City..... Mo.	23.00	41.40	32.20	58.00	10.20	
Los Angeles..... Calif.	32.67	58.85	45.49	79.00	14.05	
New York..... N. Y.	71.52	119.20	107.12	171.95	22.85	
Omaha..... Nebr.	20.46	36.85	28.64	51.60	10.20	
Provo..... Utah	9.40	16.95	13.18	23.75	5.80	3.30
St. Louis..... Mo.	30.68	55.25	42.95	77.35	13.75	
Salida..... Colo.	3.99	7.20	5.60	10.10		1.45
Salt Lake City..... Utah	10.62	19.15	14.87	26.80	5.80	3.55
San Francisco..... Calif.	34.24	63.45	47.88	84.40	14.05	
Wichita..... Kans.	18.65	33.60	26.09	47.00		

P—APPLIES ON THE PROSPECTOR, TRAINS 7 AND 8

Coach tickets valid in Slumbercoach on The Denver Zephyr—Reserved single room charge Colorado Springs to Chicago \$7.95, \$14.35 double, plus tax.

Coach tickets valid in Thrift-T-Sleeper on The Colorado Eagle—Lower berth charge Denver or Colorado Springs to Kansas City or St. Louis \$6.00; upper berth \$2.50; double room \$12.00; drawing-room \$15.00 plus tax.

Coach tickets valid in Thrift-T-Sleeper, when operated on The Royal Gorge during summer season—Lower berth charge between Denver and Salt Lake City and intermediate points \$5.50; upper berth \$3.00; double bedroom \$11.00; drawing-room \$14.00 plus tax.

Yes, Rio-Grande
HAS THE
FAMILY FARE PLAN
Take the whole family by train and SAVE.

Here's how it works:
On one-way trips, one parent pays full fare (either coach or Pullman); other parent and all children from ages 12 through 21 pay one-half regular fare; children 5 through 11 pay one-fourth fare; children under five ride free.

On round trips, one parent pays the full round trip fare; other parent and children 12 through 21 pay the usual one-way fare; children 5 through 11 pay half the usual one-way fare; children under five ride free.

These family fares are good on all Rio Grande trains except The Silverton. The above family plan applies for local tickets on the Rio Grande. For other family plan arrangements, consult Ticket Agent.

	RAILROAD FARES				One-Way Pullman Fares	
	In Coaches		In Pullmans		Lower Berth	Seat Fare Day Travel
	One-way	6 Months Round-trip	One-way	6 Months Round-trip		
GRAND JUNCTION TO						
Chicago..... Ill.	\$36.65	\$66.00	\$51.31	\$92.40	\$15.50	
Kansas City..... Mo.	25.46	45.85	35.66	64.20	11.45	
Los Angeles..... Calif.	30.20	54.40	42.03	73.20	13.75	
New York..... N. Y.	73.98	123.60	110.57	178.10	23.75	
Omaha..... Nebr.	22.93	41.30	32.09	57.80	11.45	
Provo..... Utah	6.92	12.50	9.71	17.50	5.80	2.50
St. Louis..... Mo.	33.15	59.70	46.40	83.55	14.50	
Salida..... Colo.	6.46	11.65	9.05	16.30		\$2.35
Salt Lake City..... Utah	8.15	14.70	11.41	20.55	5.80	2.95
San Francisco..... Calif.						



Rio Grande Land Company, a wholly-owned subsidiary of The Denver & Rio Grande Western Railroad Company, has recently purchased the 463 acre "Blakeland Farm" located in Douglas and Jefferson Counties on the Denver-Pueblo main line of the Rio Grande some three miles south of Littleton, Colorado, adjacent to U. S. Highway No. 87 and State Highway No. 75.

The Rio Grande, in keeping pace with the rapid growth and diversified industrial expansion in the Denver Metropolitan Area, will develop this area into a pre-planned Industrial Park complete with trackage, streets, utilities and variable acreage sites to meet the requirements of rail-user industries. Preliminary engineering studies of the area have been completed, the railroad lead track has been constructed into the property and grading will be progressed with all possible speed.

For the past 15 years the Rio Grande has been a leader in pre-planned industrial districts in the Denver area beginning with its South Denver Industrial District which is now completely developed with modern masonry warehouses and plants. This district was quickly followed by the West 12th Avenue, 15th Street, Prospect, Utah Junction and North Washington Street Districts. Preliminary

engineering studies are now in progress for further development of the Utah Junction District so as to make additional property available in this area. These districts are being developed rapidly and occupied by modern industrial plants and warehouses served by Rio Grande trackage. In keeping with the progressive spirit of the railroad company, new industrial properties are being acquired and developed for tender to interested industries as the earlier districts become fully developed. Other properties along the railroad within the Denver Metropolitan area will be acquired as necessity demands, it being the policy of the Rio Grande to have available properties within the entire area.

If your company is looking at Denver for a plant site, branch office, distribution or collection point, you need a capable local contact, and are invited to call on Rio Grande service. We'll be happy to arrange a site-seeing tour. There is no obligation and all inquiries will be held in strict confidence.

Address inquiries to E. L. Beardsley, Director of Industrial Development, Rio Grande Building, P. O. Box 5482, Denver 17, Colorado.

COMFORT COSTS LESS...



Rio Grande

THE PLEASANT WAY TO TRAVEL, OFFERS:

FAMILY FARE PLAN ECONOMY

Take the whole family by Rio Grande and SAVE!

On one-way trips, one parent pays full fare (either coach or Pullman); other parent and all children from ages 12 through 21 pay one-half regular fare; children 5 through 11 pay one-fourth fare; children under five ride free.

On round trips, one parent pays the full round trip fare; other parent and children 12 through 21 pay the usual one-way fare; children 5 through 11 pay half the usual one-way fare; children under five ride free.

These family fares are good on all Rio Grande trains except The Silverton.

A Fare Comparison:

Family of four—father, mother, child under 12 and child under 22—traveling round trip between Denver and San Francisco . . .

AIR COACH	AUTOMOBILE	CALIFORNIA ZEPHYR
(no meals en route)	(Meals, lodging, gas, oil, etc.)	Vista-Dome (Reserved coach seats and meals)
\$376.18	\$315.60	\$240.39

Same family, traveling round trip between Salt Lake City and Chicago . . .

AIR COACH	AUTOMOBILE	CALIFORNIA ZEPHYR
(no meals en route)	(Meals, lodging, gas, oil, etc.)	Vista-Dome (Reserved coach seats and meals)
\$488.18	\$329.50	\$260.59

New, Money-Saving Features on the famous PROSPECTOR

New reduced rail and Pullman fares mean new savings for you on one-way or round trip travel on the Prospector. "Budget Berths"—modern upper and lower berths—provide restful sleeping accommodations at Coach fare plus nominal occupancy charge!

Savings are best illustrated by examples:

Between Denver and Salt Lake City . . .

One-way, with lower berth . . . \$25.26. Normal fare \$ 34.61. You save \$ 9.35!

One-way, with upper berth . . . \$21.19. Normal fare \$ 32.36. You save \$11.17!

Man and wife on Family Fare Plan,

round trip with Pullman Section

(upper and lower berth) . . . \$71.50. Normal fare \$103.96. You save \$32.46!

Man and wife on Family Fare Plan,

round trip with deluxe

Double Bedroom . . . \$93.62. Normal fare \$112.42. You save \$18.80!

(All fares shown include 10% Federal Transportation Tax imposed during World War II as a "temporary" tax)

● A beautiful "hotel-on-wheels," the Prospector offers every facility to suit your travel requirements. The diner-lounge provides sparkling refreshments and excellent, freshly-prepared meals at reasonable prices.

COMPARE Prospector Comfort, Convenience and Cost with any other means of travel and you'll join the many who say, "Wouldn't You Rather Ride the Prospector?"

Money-Saving Features on the Vista-Dome COLORADO EAGLE

Budget Bonanzas are available year-around on the Vista-Dome Colorado Eagle! "Travel Tray Meal Service" provides delicious, freshly-prepared meals served to Coach passengers at their seats. Dinner, \$1.00. Breakfast, 75c. "Thrift-T-Sleeper" provides restful sleeping accommodations for Coach fare and tax plus these low occupancy charges:

Between Denver or Colorado Springs and Kansas City or St. Louis

	(One-way)
Upper Berth	\$ 2.50
Lower Berth	6.00
Double Room (2 or more persons)	12.00
Drawing Room (2 or more persons)	15.00

(All fares subject to 10% Federal Transportation Tax)

New, Money-Saving Features on the Vista-Dome ROYAL GORGE

During the 1960 Summer Season (June 12-September 7, 1960), "Thrift-T-Sleeper" service—providing restful sleeping accommodations for little more than Coach fare—will be available on the Vista-Dome Royal Gorge between Denver and Salt Lake City.

You pay only the one-way or round trip Coach fare and tax, plus these new reduced sleeping car fares:

Between Denver and Salt Lake City and all intermediate points

	(One-way)
Upper Berth	\$ 3.00
Lower Berth	5.50
Bedroom (2 or more persons)	11.00
Drawing Room (2 or more persons)	14.00

(All fares subject to 10% Federal Transportation Tax)

● Think of it! Round trip between Denver and Salt Lake City with a restful upper berth sleeping accommodation going and returning is only \$35.30 plus tax!

● Bonanza! Round trip between Denver and St. Louis with an upper berth sleeping accommodation going and returning, plus "Travel Tray" meals, is only \$53.75 plus tax!

CONSULT YOUR LOCAL RIO GRANDE AGENT FOR COMPLETE INFORMATION ON ALL THESE MONEY-SAVING FEATURES.

PERSONALIZED SERVICE



Rio Grande passenger and freight representatives, listed below, will welcome an opportunity to assist you with any travel or shipping problems.

- | | | |
|--|--|---|
| <p>ALAMOSA, COLO.—Rio Grande Freight Depot—Juniper 9-2530
H. E. CASH, General Agent.</p> <p>ATLANTA 3, GA.—1521 Healey Bldg.—57 Forsyth St. N. W.—Jackson 4-4831
J. M. SINCLAIR, General Agent.</p> <p>BOISE, IDAHO—215 North Eighth St.—P. O. Box 851—Phone 2-1722
G. L. NICOLIN, General Agent
T. F. MEYER, District Freight Agent.</p> <p>BOSTON 16, MASS.—411 Little Bldg.—80 Boylston St.—Liberty 2-9891
P. P. MAGUIRE, General Agent.</p> <p>CHICAGO 3, ILL.—Suite 2124 Bankers Building—105 West Adams St.—Randolph 6-7445
G. C. CLEGG, Eastern Traffic Manager.
D. W. BALDWIN, Assistant General Freight Agent.
P. O. SPURGEON, Traffic Manager.
C. J. DOMBROW, General Agent Passenger Dept.
D. J. LEWIS, District Freight Agent.
R. K. HANSEN, District Freight Agent.
R. J. SCHNEIDER, District Freight Agent.
M. L. COLBY, Dist. Frt. & Psgr. Agt. (Milwaukee)
R. W. BAILEY, District Freight & Passenger Agent.
W. P. MENARD, District Freight & Passenger Agent.</p> <p>CINCINNATI 2, OHIO—1431 Enquirer Bldg.—617 Vine St.—Parkway 1-3212
C. M. WILDT, General Agent.
E. H. NELSON, Dist. Frt. & Psgr. Agt. (Columbus)
T. D. ODWALT, Dist. Frt. & Psgr. Agt. (Louisville)</p> <p>CLEVELAND 13, OHIO—509 Terminal Tower Building—50 Public Square—Cherry 1-7386
W. M. DODDS, General Agent.
R. W. LUSIN, District Freight & Passenger Agent.</p> <p>COLORADO SPRINGS, COLO.—Rio Grande Passenger Depot—Melrose 4-4857
A. L. BURSON, General Agent.</p> <p>CRAIG, COLO.—Rio Grande Freight Depot—Taylor 4-6546
E. G. DEAKINS, District Freight & Passenger Agent.</p> <p>DALLAS 1, TEXAS—Room 411, 1416 Commerce Building—Riverside 8-7673
J. B. LATIMER, General Agent.
T. J. BACON, Dist. Frt. & Psgr. Agent (Houston)</p> <p>DENVER 17, COLO.—Rio Grande Bldg.—1531 Stout St.—AComa 2-5533
W. S. MOORE, Traffic Manager.
D. G. FRAZIER, District Passenger Agent.
J. W. HAMILTON, City Ticket Agent.
J. D. BLACK, Depot Passenger Agent.
C. L. RAHNE, District Freight & Passenger Agent.
J. D. WRIGHT, District Freight & Passenger Agent.
R. L. THOMPSON, District Freight & Passenger Agent.
S. M. SPENGLER, District Freight & Passenger Agent.
J. J. MARTIN, District Freight & Passenger Agent.
D. J. IZETT, Livestock Agent.</p> <p>DETROIT 2, MICH.—5-157 General Motors Bldg.—3044 West Grand Blvd.—Trinity 5-3025
J. D. KEY, General Agent.
W. A. SIEBERT, District Freight & Passenger Agent.
E. C. NIELSEN, District Freight & Passenger Agent.</p> <p>EUGENE, ORE.—230 Ardel Offices—33 Tenth Avenue East—Diamond 5-8535
J. T. HULL, General Agent.</p> | <p>FRESNO 21, CAL.—207 T. W. Patterson Bldg.—2014 Tulare St.—AMherst 4-3290
C. E. MILLS, General Agent.</p> <p>GRAND JUNCTION, COLO.—Rio Grande Freight Depot—Chapel 2-5428
W. J. MOORE, General Agent.</p> <p>KANSAS CITY 5, MO.—602 Board of Trade Bldg.—127 West Tenth St.—Victor 2-5520
J. W. SAMPLE, General Agent.
J. L. WELLS, District Frt. & Psgr. Agent (Wichita).
W. E. MILLER, District Freight & Passenger Agent.</p> <p>LOS ANGELES 14, CAL.—421 Pacific Electric Bldg.—610 South Main St.—MAdison 9-2316
O. V. HOWARD, General Agent.
L. S. BRISTOL, District Freight Agent.
E. D. BURKE, District Freight Agent.
R. E. PORT, District Freight Agent.
W. C. CRAIG, District Freight Agent.</p> <p>MEDFORD, ORE.—108 O. L. Davis Bldg.—34 North Central Avenue—SPring 2-5243
R. L. BURNETT, General Agent.</p> <p>MINNEAPOLIS 2, MINN.—360 Rand Tower—527 Marquette Ave.—Federal 3-7888
C. W. CAMPBELL, General Agent.</p> <p>NEW YORK 36, N. Y.—500 Fifth Ave., Room 220.—Chickering 4-7515
A. C. DICK, Traffic Manager.
W. C. RUBIEN, District Freight & Passenger Agent.
J. W. WESTLAKE, District Freight & Passenger Agent.
J. R. MELANSON, District Freight & Passenger Agent.
C. J. DOBOL, District Freight Agent.
D. S. FOWLER, District Freight Agent.
W. T. BOETTIGHEIMER, District Freight Agent.</p> <p>OAKLAND 12, CAL.—514 Central Bldg.—14th & Broadway—Glencourt 1-4925
M. E. CHASE, General Agent.
W. B. WAGNER, District Freight & Passenger Agent.
T. M. SAFFOLD, District Freight & Passenger Agent.</p> <p>OGDEN, UTAH—Rio Grande Freight Depot—130 24th Street—EXport 3-3325
R. B. WILLIAMS, General Agent.</p> <p>OMAHA 2, NEB.—512 Grain Exch. Bldg., 19th & Harney—JACKson 5100
R. L. TAYLOR, General Agent.
R. G. SCHWARTZ, Dist. Frt. & Psgr. Agt. (Cedar Rapids)
O. F. WAGNER, District Freight & Passenger Agent.
J. G. FARRIS, District Freight & Passenger Agent.</p> <p>PHILADELPHIA 7, PA.—1535 Phila. Saving Fund Bldg.—12 South Twelfth St.—WAlnut 2-2323 & WALnut 2-6592
T. V. SIMMONS, General Agent.
G. A. LEE, District Freight & Passenger Agent.</p> <p>PITTSBURGH 22, PA.—1516 Oliver Bldg.—Mellon Square—ATlantic 1-4242
A. D. COX, General Agent.
J. F. MALONEY, District Freight & Passenger Agent.
J. L. SPRINGER, District Freight & Passenger Agent.</p> <p>PORTLAND 4, ORE.—417 Pacific Bldg.—520 S. W. Yamhill St.—CApitol 3-6104
W. M. KIRKPATRICK, Traffic Manager.
N. W. VORPAHL, District Freight & Passenger Agent
H. T. JOHNSON, District Freight & Passenger Agent</p> | <p>PROVO, UTAH—Rio Grande Freight Depot—6th South and 3rd West—FRanklin 3-6900
S. D. BURNSIDE, District Freight & Passenger Agent</p> <p>PUEBLO, COLO.—Room 12, Union Depot—Lincoln 2-2374
J. M. JENSEN, Traffic Manager.
W. H. MOORE, District Freight & Passenger Agent.
E. H. BROWN, District Freight & Passenger Agent.</p> <p>RENO, NEV.—P. O. Box 2451—FAirview 2-1373
CECIL PEARSON, General Agent.</p> <p>SACRAMENTO 14, CAL.—926 Forum Bldg.—1107 Ninth Street—Gilbert 3-2027
J. B. HUNTER, General Agent.
A. F. HOLMAN, District Freight & Passenger Agent.</p> <p>ST. LOUIS 3, MO.—1218 Olive St., Suite 1010—GARfield 1-3670
H. A. ROBERTSON, Traffic Manager.
K. N. HAHNE, District Freight & Passenger Agent.
H. A. DEHNE, District Freight & Passenger Agent.
J. A. STAUFFER, Dist. Frt. & Psgr. Agent (Memphis).
J. W. BARGE, Dist. Frt. & Psgr. Agt. (New Orleans)</p> <p>SALT LAKE CITY 11, UTAH—Hotel Utah—South Temple & Main—DAvis 2-5741
J. K. SPEIGHT, Traffic Manager.
D. P. HEINER, General Agent, Passenger Dept.
R. S. LAWRENCE, General Agent, Freight Dept.
H. L. JOHNSON, City Ticket Agent.
J. C. WALDIE, Depot Passenger Agent.
G. W. BUNNER, District Freight Agent.
J. E. BERRY, District Freight Agent.
H. H. HILL, District Freight Agent.
P. G. SEAL, District Freight Agent.</p> <p>SAN FRANCISCO 5, CAL.—291 Monadnock Bldg.—681 Market St.—GARfield 1-2688
C. J. HARBEKE, Western Traffic Manager.
T. O. PROUDFOOT, Assistant General Freight Agent.
C. B. LOWRY, Assistant to Western Traffic Manager.
A. A. BOLTON, Traffic Manager.
R. G. DeGUIRE, District Passenger Agent.
E. L. KORTE, District Freight Agent.
G. A. CRONIN, District Freight Agent.
R. A. HANSEN, District Freight Agent.
J. C. WILDERMUTH, District Freight Agent.</p> <p>SAN JOSE 13, CAL.—310 Bank of America Bldg.—First and Santa Clara Sts.—CYpress 3-6508
F. D. LUCAS, General Agent.
R. M. WENDELIN, District Freight & Passenger Agent.</p> <p>SANTA ROSA, CAL.—2714 Spring Creek Drive—P. O. Box 2025—Liberty 2-7312
J. McMILLEN, General Agent.</p> <p>SEATTLE 1, WASH.—503 White-Henry-Stuart Bldg.—4th & University—MAIn 3-8482
(From Tacoma Telephones ask operator for Zenith 9370—no toll charge)
E. K. YAEGER, General Agent.</p> <p>STOCKTON 2, CAL.—309 American Trust Company Bldg.—22 North San Joaquin St.—HOWard 5-2072
M. W. WELDON, General Agent.</p> <p>WASHINGTON 5, D. C.—535 Shoreham Bldg.—15th & H Sts. N. W.—EXecutive 3-0373
J. L. HENNING, General Agent.
J. T. QUINN, Dist. Frt. & Psgr. Agt. (Greensboro, N.C.)</p> |
|--|--|---|

R. KNOX BRADFORD, Vice-President—Traffic
H. F. BURNAUGH, Assistant to Vice-President—Traffic
H. F. ENO, Passenger Traffic Manager
J. C. BORG, Freight Traffic Manager
J. G. SIMPSON, Freight Traffic Manager
Rio Grande Building, 1531 Stout Street, Denver, Colorado



THE DENVER AND RIO GRANDE WESTERN RAILROAD CO.

TRAFFIC DEPARTMENT

DENVER 2, COLORADO

R. KNOX BRADFORD
VICE PRESIDENT

To You, Our Patrons:

... this sincere expression of our gratitude for your interest and business.

As a Rio Grande shipper, you have helped make it possible for millions of passengers and billions of tons of freight to move on privately-owned steel "highways," paid for and maintained for your use by the railroads serving you.

As a Rio Grande passenger you share the grandeur that marks your railroad as "Scenic Line of the World." You traverse the route that provides a bonus for travelers by virtue of its beauty for freight shippers by virtue of its directness and dependability.

In this our 90th year, we remain dedicated to giving you the service you need and want. Rio Grande, "The Shipper's Railroad," is pledged to the promise that it is pleasant and profitable to do business with us.

It's been good to visit briefly with you.

Sincerely,

R. K. Bradford