

GREAT NORTHERN RAILWAY GENERAL OFFICES

NEW YORK, NEW YORK 10006
39 Broadway
(Financial Office)

175 EAST 4th ST., ST. PAUL, MINNESOTA 55101
Telephone Capital 4-5588

SEATTLE, WASHINGTON 98104
(Operating) King St. Station.
SEATTLE, WASHINGTON 98101
(Traffic) Great Northern Bldg.
Fourth Ave. at Union St.

TRAFFIC DEPARTMENT OFFICERS
C. E. FINLEY, Vice President
A. C. BERG, Asst. to Vice President

Passenger Traffic
K. C. VAN WYCK, Passenger Traffic Manager..... St. Paul, Minn.
N. D. KELLER, General Passenger Agent..... St. Paul, Minn.
F. L. STRECKER, General Passenger Agent..... St. Paul, Minn.
E. M. BRADY, Assistant General Passenger Agent..... St. Paul, Minn.

Passenger Traffic
R. J. CLASS, General Passenger Agent..... Seattle, Wash.
G. M. FRENCH, General Passenger Agent..... Chicago, Ill.
A. L. SCOTT, Assistant General Passenger Agent..... San Francisco, Cal.
E. H. BECKFORD, Assistant to Passenger Traffic Manager..... St. Paul, Minn.

Freight Traffic
V. P. BROWN, Assistant Vice President..... St. Paul, Minn.
G. D. JOHNSON, General Freight Traffic Mgr.—Sales and Service..... St. Paul, Minn.
E. W. BERGSTROM, Asst. Genl. Frt. Traf. Mgr.—Rates and Divisions..... St. Paul, Minn.
V. A. OPSAHL, Asst. to Genl. Frt. Traf. Mgr.—Sales and Service..... St. Paul, Minn.
R. W. WEST, Western Traffic Manager..... Seattle, Wash.
W. E. NICHOLSON, Freight Traffic Manager..... San Francisco, Cal.
A. H. ENGELHART, Freight Traffic Manager—Sales and Service..... St. Paul, Minn.
J. F. FALLON, Freight Traffic Manager—Rates and Divisions..... St. Paul, Minn.
D. M. EICHEN, Assistant Freight Traffic Mgr.—Rates and Divisions..... St. Paul, Minn.
J. F. DEXTER, Administrative Officer—Rates and Divisions..... St. Paul, Minn.
A. T. SIMS, Traffic Manager..... New York, N. Y.
E. F. McGUIRE, Assistant Western Traffic Manager..... Seattle, Wash.
R. P. REED, Assistant Freight Traffic Manager—Sales and Service..... St. Paul, Minn.
K. G. HEIMBAUGH, Director, Truck and T.O.F.C. Sales..... St. Paul, Minn.
E. C. WARREN, Assistant Freight Traffic Manager..... Chicago, Ill.
G. W. STONE, General Freight Agent..... Seattle, Wash.

Freight Traffic
M. H. GREENLEAF, General Freight Agent..... St. Paul, Minn.
F. P. McCARTY, General Freight Agent..... St. Paul, Minn.
G. W. PLOUDRE, General Freight Agent..... Seattle, Wash.
F. J. LOUGHNEY, General Freight Agent..... Chicago, Ill.
A. N. TEIN, General Freight Agent—Rates and Divisions..... St. Paul, Minn.
R. L. WYATT, General Freight Agent..... Minneapolis, Minn.
R. L. MERKLIN, General Freight Agent..... Portland, Ore.
R. J. STRECKER, General Freight Agent—Rates and Divisions..... Seattle, Wash.
J. J. HEIMES, Assistant General Freight and Passenger Agent..... Great Falls, Mont.
M. V. SCHOONOVER, Assistant General Freight Agent..... Duluth, Minn.
N. A. SAVAGE, Assistant General Freight Agent..... St. Paul, Minn.
J. E. CASEY, Assistant General Freight Agent..... St. Paul, Minn.
C. J. HOCKADAY, Assistant General Freight Agent..... Seattle, Wash.
T. L. MAY, Assistant General Freight Agent..... Los Angeles, Cal.
J. F. GERMSCHIED, General Livestock Agent..... St. Paul, Minn.
C. J. EHRKE, Commerce Agent..... St. Paul, Minn.

Foreign Department
W. E. MURRAY, General Agent..... Chicago, Ill.
1535 Utilities Bldg., 327 So. La Salle St.

Foreign Department
D. R. PRAVITZ, Export-Import Agent..... Seattle, Wash.

Industrial and Agricultural Development Department
E. N. DUNCAN, Director..... St. Paul, Minn.
N. BLAZOVICH, Assistant to Director..... St. Paul, Minn.
R. C. WENTZ, Assistant Director, Industrial Development..... St. Paul, Minn.
W. L. TILTON, Industrial Development Agent..... St. Paul, Minn.
B. D. RASMUSSEN, Industrial and Agricultural Development Agent..... St. Paul, Minn.
A. L. NELSON, Industrial and Agricultural Development Agent..... St. Paul, Minn.

Industrial and Agricultural Development Department
C. E. JARRETT, Western Development Agent..... Seattle, Wash.
D. A. COWLES, Industrial Development Agent..... Seattle, Wash.
O. A. WIFFIN, Asst. to Industrial Development Agent..... Seattle, Wash.
E. H. THOMAS, Industrial and Agricultural Development Agent..... Great Falls, Mont.
E. M. GREGORY, Industrial and Agricultural Development Agent..... Fargo, N. D.

Mineral Research and Development Department
A. J. HALEY, Director..... Seattle, Wash., and St. Paul, Minn.
R. A. WATSON, Geologist..... Seattle, Wash.
H. E. REED, Geologist..... Williston, N. D.

Mineral Research and Development Department
D. S. GLEASON, Metallurgist..... St. Paul, Minn.
E. C. BREDESON, Chemical Engineer..... St. Paul, Minn.

Mail, Baggage and Express Traffic
H. R. LAVIK, Manager, Mail, Baggage and Express Traffic..... St. Paul, Minn.
J. A. VOELLER, District Mail, Baggage and Express Agent..... St. Paul, Minn.

Mail, Baggage and Express Traffic
M. A. WAGNER, District Mail, Baggage and Express Agent..... Seattle, Wash.

Public Relations—Advertising Department
C. W. MOORE, Exec. Asst., Public Relations—Advertising..... St. Paul, Minn.

Public Relations—Advertising Department
J. M. HAGEN, Advertising Manager..... St. Paul, Minn.

PASSENGER AND FREIGHT OFFICES
Atlanta, Georgia 30303
1207 Atlanta Federal Savings Bldg., 22 Marietta St., Phone Jackson 5-1711,
E. J. Kubicki..... General Agent.
Bellingham, Washington 98225
Great Northern Station,
L. W. Larson, Phone 734-2110..... General Agent.
R. D. Ely, Phone 734-7830..... Depot Ticket Agent.
Billings, Montana 59101
301 Electric Bldg., Phone 259-5541,
H. E. Johnson..... General Agent.
Boston, Massachusetts 02116
Room 7, Little Bldg., 80 Boylston St., Phone Liberty 2-1406
H. E. Evans..... General Agent.
J. P. Connolly..... New England Freight and Pass. Agent.
Bremerton, Washington 98310
228 First St., Phone Essex 3-1401, Allan Reed..... Ticket Agent.
Buffalo, New York 14203
620 Ellicott Square Bldg., Phone TL-4-1020,
R. A. Cory..... General Agent.
Paul A. Callanan..... City Freight and Passenger Agent.
Butte, Montana 59701
G. N. Passenger Station, 818 So. Arizona Street
S. A. Garrity, Phone 792-9366..... General Agent.
E. A. Farrington, Phone 792-8660..... Ticket Agent.
Chicago, Illinois 60602
80 East Madison St., Phone WEbster 9-2944,
Graham M. French..... General Passenger Agent.
R. F. Schwelm..... District Passenger Agent.
Hugh L. Gibson..... District Passenger Agent.
E. D. Whittemore..... Assistant General Agent.
R. J. Buster..... City Passenger Agent.
J. O. Pendleton..... City Passenger Agent.
327 South La Salle Bldg., (60604) WEbster 9-2944,
E. C. Warren..... Asst. Freight Traffic Manager.
F. J. Loughney..... General Freight Agent.
W. E. Murray..... General Agent.
Cincinnati, Ohio 45202
1008 Tri-State Bldg., Phone 621-3643
B. J. Shriner..... General Agent.
E. J. Cornelius..... Traveling Freight and Passenger Agent.

PASSENGER AND FREIGHT OFFICES
Cleveland, Ohio 44114
1437 Union Commerce Bldg., Phone Cherry 1-7137,
J. E. Burns..... General Agent.
J. N. Supple..... District Freight and Passenger Agent.
Dallas, Texas 75201
1525 Kirby Bldg., Phone Riverside 8-3276, R. D. Phillips..... General Agent.
Denver, Colorado 80202
604 Railway Exchange Bldg., Phone 623-3148, H. T. McBride..... General Agent.
Des Moines, Iowa 50309
305 Equitable Bldg., Phone Cherry 3-7025,
W. H. Pfister..... District Passenger Agent.
L. W. Nelson..... General Agent, Freight Department.
Detroit, Michigan 48226
726 LaFayette Bldg., 149 Michigan Ave., Phone Woodward 2-8398,
A. L. Strom..... General Agent.
C. K. Graham..... District Freight and Passenger Agent.
Duluth, Minnesota 55802
309 Alworth Bldg., Phone 727-6805,
A. D. Michel..... City Passenger Agent.
M. V. Schoonover..... Assistant General Freight Agent.
Union Depot, Phone 722-3517, S. L. Hudson..... Depot Ticket Agent.
Edmonds, Washington 98020
G. N. Passenger Station, Phone Prospect 8-2411,
G. T. Aldcroft..... Depot Ticket Agent.
Edmonton, Alberta
511 Revillon Building, Phone Garden 4-4426,
S. V. Yates..... Traveling Freight Agent.
Eugene, Oregon 97401
115 Roberts Bldg., 338 West 11th Ave., Telephone 342-3318,
B. E. Waugh..... General Agent.
Everett, Washington 98201
Freight and Passenger Station, 2900 Bond Street, Phone ALpine 9-7231,
C. L. Carlson..... General Agent.
Passenger Station, Bond St., Phone ALpine 9-6153,
L. J. Dierkhisning..... Depot Ticket Agent.
Fargo, North Dakota 58102
Great Northern Station, Phone Adams 5-6614,
L. J. Eret..... General Agent.
O. Strandvold..... Depot Ticket Agent.


CONTINUED ON INSIDE BACK COVER

PASSENGER TRAIN SCHEDULES BETWEEN CHICAGO AND THE PACIFIC NORTHWEST



OCTOBER 27, 1963

WESTERN STAR



ALL SCHEDULES
SHOWN IN
STANDARD TIME

PASSENGER TRAIN SCHEDULES BETWEEN CHICAGO AND THE PACIFIC NORTHWEST



OCTOBER 27, 1963

EMPIRE BUILDER



RAIL TRAVEL CARDS QUICK AND EASY "CHARGE IT" SERVICE Your personal introduction wherever you travel!

Whether you travel for pleasure or business, you'll find a Rail Travel Credit Card convenient, easy-to-use, and there's no service charge.

Use your Rail Travel Card at all Great Northern ticket offices for rail and Pullman transportation, on trains for food and beverages.

FOR COMPLETE INFORMATION and application form WRITE

RAIL TRAVEL CREDIT AGENCY 436 Union Station, Chicago, Illinois 60606

TABLE OF CONTENTS

Table with 2 columns: Item Name and Page. Includes Altitude of Stations, Baggage Handling Information, Bus Schedules, etc.

SUGGESTIONS TO HELP YOU READ THIS TIME FOLDER

Locate your destination in STATION INDEX contained on pages 2 and 3. The numbers shown opposite each station indicate the TIME TABLES in which the train service to each station is shown.

Time from 12:01 midnight to 12:00 noon is shown by LIGHT FACE figures; time from 12:01 noon to 12:00 midnight by BOLD FACE figures.

Connecting line train and bus schedules appear on pages 13, 16, 17, 18, 19 and 20.

STATIONS IN THIS INDEX APPEAR IN TIME TABLES PRINTED IN THIS FOLDER, BUT DO NOT COMPRISE ALL THE GREAT NORTHERN RAILWAY STATIONS Mixed train branch line service is not shown in this folder. For these schedules, consult the nearest Great Northern Agent or the Official Guide.

Main station index table with columns for Table No., Altitudes, and Station Name. Includes sections A, B, C, D, E, H.

INDEX TO STATIONS—Continued

Main station index table with columns for Table No., Altitudes, and Station Name. Includes sections E, F, G, H, I, J, K, L, M, N, O, P, Q, R, S, T, U, V, W, Z.

*Bus and Freight Service only.

*Bus Service only.

Form 6017 1063 75M

Printed in U.S.A.

*Bus and Freight Service only.

*Bus Service only.

Incomparable EMPIRE BUILDER

Detailed Schedules Begin on Page 6, Table 1

West—Read Down East—Read Up

Example by days	Empire Builder 31 Daily	Miles	Central Standard Time		Empire Builder 32 Daily	Example by days
			West	East		
Burlington Route						
Mon	3 00	0	Lv Chicago	Ar	2 00	Wed
Mon	9 45	427	Ar St. Paul	Lv	7 15	Wed
Great Northern Railway*						
Mon	10 20	0	Lv St. Paul	Ar	6 45	Wed
Mon	10 45	11	Ar Minneapolis	Lv	6 20	Wed
Mon	10 50	11	Lv Minneapolis	Ar	6 15	Wed
Tue	12 25	102	“ Willmar	Lv	4 18	Wed
Tue	2 17	215	Lv Breckenridge	“	2 15	Wed
Tue	3 05	262	Ar Fargo	Lv	1 15	Wed
Tue	3 20	262	Lv Fargo	Ar	1 01	Wed
Tue	5 23	386	Lv New Rockford	Lv	11 01	Tue
Tue	6 59	495	Ar Minot	Lv	9 15	Tue
Tue	7 10	495	Lv Minot	Ar	9 00	Tue
Tue	9 20	615	Ar Williston	Lv	6 40	Tue
Mountain Standard Time						
Tue	8 30	615	Lv Williston	Ar	5 30	Tue
Tue	▲10 10	721	“ Wolf Point	Lv	▲3 38	Tue
Tue	▲10 55	771	“ Glasgow	“	▲2 46	Tue
Tue	▲11 53	837	Lv Malta	“	▲1 31	Tue
Tue	▲1 10	924	Ar Havre	Lv	12 01	Tue
Tue	4 05	“	Ar @Great Falls	Lv	8 50	Tue
Tue	▲1 20	924	Lv Havre	Ar	11 50	Tue
Tue	▲2 18	985	“ Chester	Lv	▲10 41	Tue
Tue	▲3 05	1029	“ Shelby	“	▲9 55	Tue
Tue	▲3 38	1053	Lv Cut Bank	“	▲9 25	Tue
Tue	6 40	1179	Ar Whitefish	Lv	6 10	Tue
Tue	6 45	1179	Lv Whitefish	Ar	6 05	Tue
Tue	9 15	1314	Ar Troy	Lv	3 25	Tue
Pacific Standard Time						
Tue	8 15	1314	Lv Troy	Ar	2 25	Tue
Tue	11 15	1453	Ar Spokane	Lv	11 10	Mon
Tue	11 45	1453	Lv Spokane	Ar	10 40	Mon
Wed	2 01	1575	“ Ephrata	Lv	8 24	Mon
Wed	3 10	1627	Ar Wenatchee	Lv	7 18	Mon
Wed	3 20	1627	Lv Wenatchee	Ar	7 10	Mon
Wed	6 35	1750	Ar Everett	Lv	3 58	Mon
Wed	6 45	1750	Lv Everett	Ar	3 58	Mon
Wed	7 10	1765	Lv Edmonds	Lv	▲3 31	Mon
Wed	7 45	1783	Ar Seattle	Lv	3 00	Mon
Spokane, Portland & Seattle Ry.						
Wed	8 57	“	Ar Tacoma	Lv	12 35	Mon
Tue	11 50	0	Lv Spokane	Ar	10 00	Mon
Wed	2 30	148	Ar Pasco	Lv	7 20	Mon
Wed	4 45	273	“ Wishram	“	5 00	Mon
Wed	6 35	370	“ Vancouver, Wash.	“	3 22	Mon
Wed	7 00	380	Ar Portland	Lv	3 00	Mon

*Conditional stop. See Tables 6 and 8.
 †Westbound Empire Builder and Western Star will stop to discharge revenue passengers.
 ‡Eastbound Empire Builder and Western Star will stop to receive revenue passengers.
 ▲—Connecting GN Bus Service Between Havre, Mont. and Great Falls, Mont.
 ★Equipment for these trains shown on page 25.

For connections to and from California see Table 15.

WESTERN STAR

Detailed Schedules Begin on Pages 6 and 7, Tables 1 and 2

West—Read Down East—Read Up

Example by days	Western Star 47 Daily	Central Standard Time		Western Star 48 Daily	C.B.&Q. Zephyr 24 Daily	Example by days
		West	East			
Burlington Route						
Mon	10 30	Lv Chicago	Ar	7 30*	11 40	Wed
Tue	6 55	Ar St. Paul	Lv	11 15	5 00	Wed
Great Northern Railway*						
Tue	9 30	Lv St. Paul	Ar	3 30	4 55	Wed
Tue	9 55	Ar Minneapolis	Lv	3 00	4 30	Wed
Tue	10 05	Lv Minneapolis	Ar	2 50	“	Wed
Tue	11 18	“ Litchfield	Lv	“	“	Wed
Tue	11 50	“ Willmar	Ar	“	“	Wed
Tue	12 20	“ Benson	Lv	“	“	Wed
Tue	12 48	Lv Morris	Lv	“	“	Wed
Tue	1 50	“ Breckenridge	Ar	“	“	Wed
Tue	1 53	“ Wahpeton	Lv	“	“	Wed
Tue	“	“ St. Cloud	“	1 28	“	Wed
Tue	“	“ Sauk Centre	“	12 40	“	Wed
Tue	“	“ Alexandria	“	12 13	“	Wed
Tue	“	“ Fergus Falls	“	11 18	“	Wed
Tue	“	“ Barnesville	“	10 44	“	Wed
Tue	2 38	“ Moorhead	“	10 15	“	Wed
Tue	2 55	“ Fargo	“	10 12	“	Wed
Tue	5 10	“ New Rockford	“	8 07	“	Wed
Tue	7 01	Lv Minot	“	6 15	“	Wed
Tue	9 25	Ar Williston	Lv	3 30	“	Wed
Mountain Standard Time						
Tue	8 45	Lv Williston	Ar	2 20	“	Wed
Tue	11 55	Lv Glasgow	Lv	11 26	“	Tue
Wed	2 55	Ar Havre	Lv	8 35	“	Tue
Wed	6 20	Ar Great Falls	Lv	5 10	“	Tue
Wed	3 15	Lv Havre	Ar	8 15	“	Tue
Wed	5 16	“ Shelby	Lv	6 35	“	Tue
Wed	5 50	“ Cut Bank	“	5 55	“	Tue
Wed	▲6 55	“ Glacier Park	“	▲4 47	“	Tue
Wed	▲8 40	“ Belton	“	▲2 55	“	Tue
Wed	9 08	“ Columbia Falls	“	2 30	“	Tue
Wed	9 30	Lv Whitefish	“	2 15	“	Tue
Wed	12 20	Ar Troy	Lv	11 05	“	Tue
Pacific Standard Time						
Wed	11 25	Lv Troy	Ar	10 00	“	Tue
Wed	2 45	Ar Spokane	Lv	6 45	“	Tue
Wed	3 30	Lv Spokane	Ar	6 15	“	Tue
Wed	5 44	“ Ephrata	Lv	3 55	“	Tue
Wed	6 02	“ Quincy	“	3 30	“	Tue
Wed	7 05	“ Wenatchee	“	2 40	“	Tue
Wed	f 9 05	Lv Skykomish	“	f12 23	“	Tue
Wed	9 15	Ar Everett	Lv	11 16	“	Mon
Wed	10 27	Lv Everett	Ar	11 00	“	Mon
Wed	▲10 53	Lv Edmonds	Lv	▲10 38	“	Mon
Wed	11 30	Ar Seattle	Lv	10 00	“	Mon
Spokane, Portland & Seattle Railway						
Wed	9 40	Lv Spokane	Ar	5 45	“	Tue
Thur	5 20	Lv Vancouver	Lv	10 10	“	Mon
Thur	5 45	Ar Portland	Lv	9 45	“	Mon

*The Western Star stops at Glacier Park and Belton, eastern and western rail entrances to Glacier National Park, mid June thru mid September.
 †—Flag stop for revenue passengers.
 ‡—Thursday AM arrival—based on example by days at right-hand column.
 ★Equipment for these trains shown on page 25.

The RED RIVER

BETWEEN ST. PAUL-MINNEAPOLIS-FARGO
Detailed Schedule on Pages 6 and 7, Table 1 and 2

Read Down Read Up

	11 Daily	Central Standard Time		14 Daily
		West	East	
“	5 30	Lv St. Paul	Ar	10 50
“	5 55	“ Minneapolis	Lv	10 25
“	7 10	“ St. Cloud	“	“
“	7 55	“ Sauk Centre	“	“
“	8 24	“ Alexandria	“	“
“	9 16	“ Fergus Falls	“	“
“	9 52	“ Barnesville	“	“
“	“	“ Litchfield	“	8 50
“	“	“ Willmar	“	8 17
“	“	“ Benson	“	7 35
“	“	“ Morris	“	7 05
“	“	“ Breckenridge	“	6 02
“	“	“ Wahpeton	“	5 46
“	“	“ Moorhead	“	5 03
“	10 23	Ar Fargo	Lv	5 00
“	10 26	“	“	“

The WINNIPEG LIMITED

BETWEEN ST. PAUL-MINNEAPOLIS-WINNIPEG
Detailed Schedule on Page 7, Tables 2 and 3

Read Down Read Up

	7 Daily	Central Standard Time		8 Daily
		West	East	
“	8 55	Lv St. Paul	Ar	7 30
“	9 15	Ar Minneapolis	Lv	7 05
“	9 30	Lv Minneapolis	Ar	7 00
“	10 40	Ar St. Cloud	Lv	5 40
“	10 45	Lv St. Cloud	Ar	5 35
“	11 38	“ Sauk Centre	Lv	4 39
“	12 03	“ Alexandria	“	4 06
“	12 57	“ Fergus Falls	“	3 09
“	1 43	“ Barnesville	“	2 30
“	2 12	Lv Moorhead	“	1 50
“	2 15	Ar Fargo	Lv	1 47
“	2 25	Lv Fargo	Ar	1 37
“	f 3 07	Lv Hillsboro	Lv	f12 58
“	3 47	Ar Grand Forks	Lv	12 17
“	4 10	Lv Grand Forks	Ar	11 59
“	4 44	“ Crookston Passenger Sta.	Lv	11 26
“	5 24	“ Warren	“	10 44
“	8 50	Ar Winnipeg	Lv	7 30

PACIFIC COAST LINE TRAINS BETWEEN SEATTLE, TACOMA AND PORTLAND

Read Down Read Up

U.P. Daily	N.P. Daily	G.N. Daily	Pacific Standard Time		
			U.P. Daily	G.N. Daily	N.P. Daily
458	408	460	457	459	407
King St. Station	King St. Station	King St. Station	King St. Station	King St. Station	King St. Station
5 00	12 15	8 05	1 30	5 30	9 15
5 57	1 07	8 57	12 35	4 33	8 18
6 02	1 11	9 01	12 31	4 29	8 10
6 47	1 53	9 43	11 46	f3 44	7 29
7 11	2 17	10 14	11 23	3 21	7 06
7 18	2 24	10 21	11 13	3 11	6 56
8 05	3 09	11 14	10 31	2 29	6 14
8 48	3 53	11 58	Ar Vancouver, Wash.	“	“
9 15	4 15	12 20	Ar Portland	Lv	9 51 1 49 5 34 9 30 1 30 5 15

The GOPHER AND THE BADGER

BETWEEN ST. PAUL-MINNEAPOLIS-SUPERIOR-DULUTH
Detailed Schedule on Page 16, Table 16

Read Down Read Up

	Gopher 20 Daily	Badger 24 Daily	Central Standard Time		Badger 23 Daily	Gopher 19 Daily
			West	East		
“	4 30	8 10	Lv St. Paul	Ar	11 30	8 00
“	4 52	8 30	Ar Minneapolis	Lv	11 05	7 40
“	5 00	8 35	Lv Minneapolis	Ar	11 00	7 35
“	5 43	9 23	“ Cambridge	Lv	9 57	6 46
“	6 24	10 24	“ Sandstone	“	8 57	6 03
“	7 30	11 39	Ar Superior	“	7 45	5 00
“	7 45	11 55	Ar Duluth	Lv	7 30	4 45

The INTERNATIONALS BETWEEN VANCOUVER, B. C., AND SEATTLE, WASH.

Detailed Schedule on Page 12, Table 11

Read Down Read Up

Streamlined Internationals		Pacific Standard Time	Streamlined Internationals	
360 Daily	358 Daily		357 Daily	359 Daily
2 45	8 00	Lv Seattle	Ar	11 59
▲3 15	8 30	“ Edmonds	Lv	▲11 25
3 36	8 53	“ Everett	“	11 05
4 28	9 42	“ Mount Vernon	“	10 11
5 10	10 25	“ Bellingham	“	9 30
5 38	10 55	“ Blaine, Wash.	“	9 01
5 46	11 05	“ White Rock, B. C.	“	8 48
6 18	11 38	“ New Westminster	“	8 20
6 40	11 59	Ar Vancouver, B. C.	Lv	8 00
“	“	“	“	12 45

TRAINS 3 and 4 BETWEEN ST. PAUL-MINNEAPOLIS-MINOT AND HAVRE-GREAT FALLS-SHELBY

West—Read Down East—Read Up

CHICAGO, TWIN CITIES AND PACIFIC NORTHWEST VIA WILLMAR

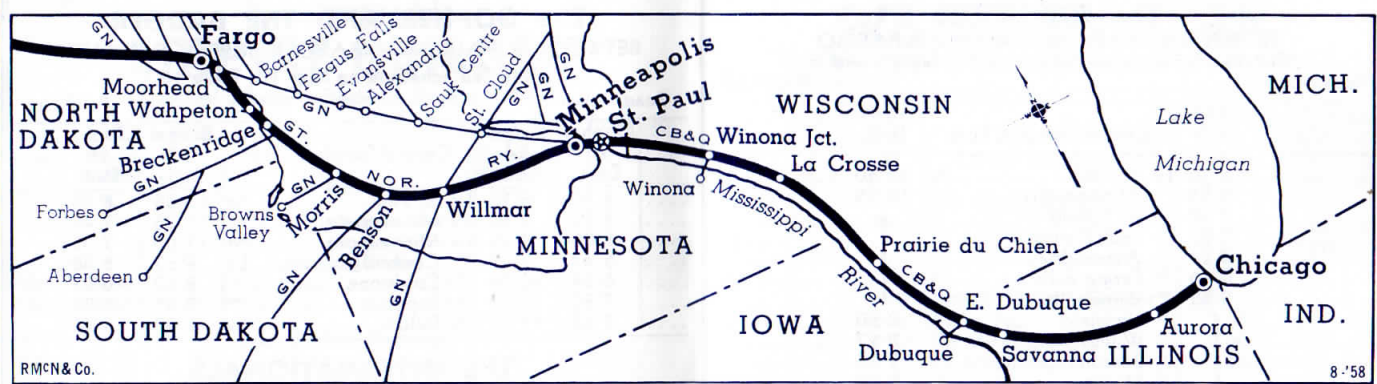


Table 1: Train schedule for Chicago, Twin Cities and Pacific Northwest via Willmar. Includes Westbound and Eastbound sections with columns for train names, times, and miles.

Time from 12:01 midnight to 12:00 noon shown in light face type; time from 12:01 noon to 12:00 midnight shown in heavy face type.

TWIN CITIES AND PACIFIC NORTHWEST VIA ST. CLOUD ST. PAUL—WINNIPEG

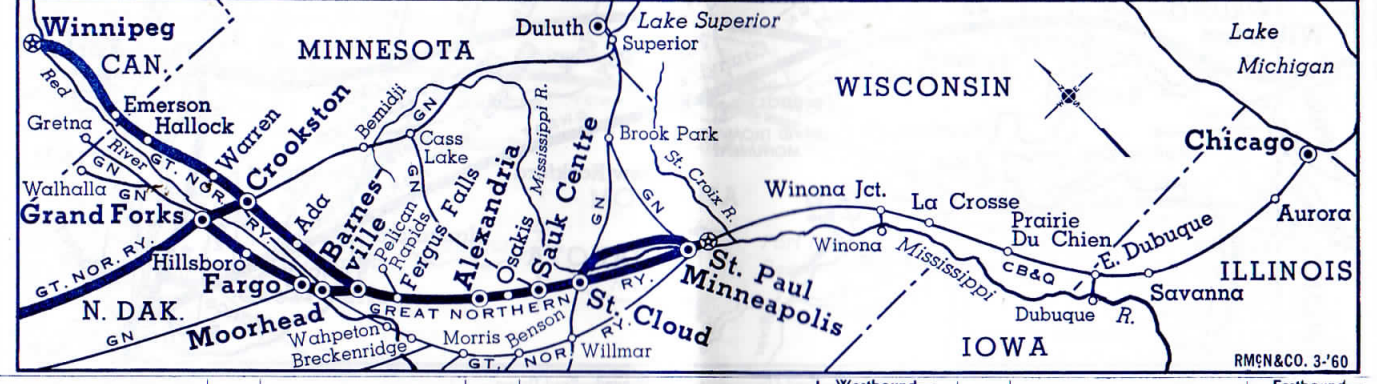
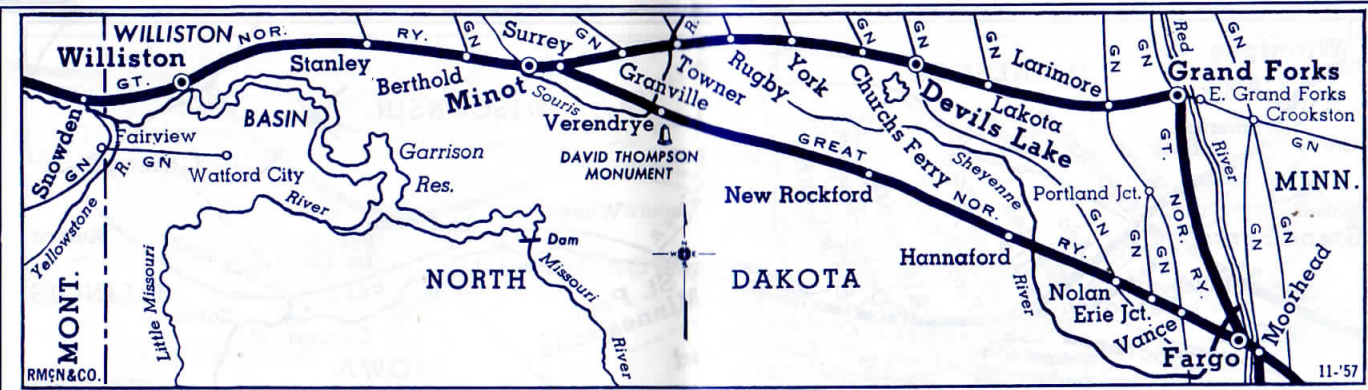


Table 2 and Table 3: Train schedules for Twin Cities and Pacific Northwest via St. Cloud, St. Paul, and Winnipeg. Includes Westbound and Eastbound sections with columns for train names, times, and miles.

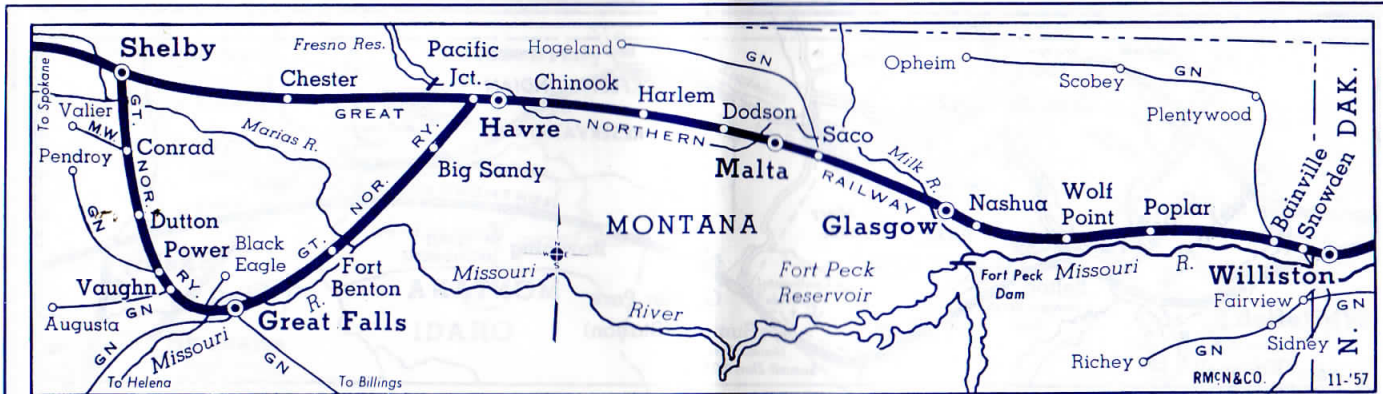
Time from 12:01 midnight to 12:00 noon shown in light face type; time from 12:01 noon to 12:00 midnight shown in heavy face type.

24 BLACKFOOT INDIAN PORTRAITS IN NEW FULL-COLOR PORTFOLIO. Carefully selected from famous paintings by the late Winold Reiss. Vividly portray the dress the character of this great tribe on 9"x12" sheets suitable for framing. Portfolio includes 12-page Blackfoot tribal history by Dr. Claude E. Schaeffer, noted authority on American Indians - - - \$2.00. ST. PAUL BOOK & STATIONERY CO. Corner Sixth & Cedar • St. Paul, Minnesota 55101

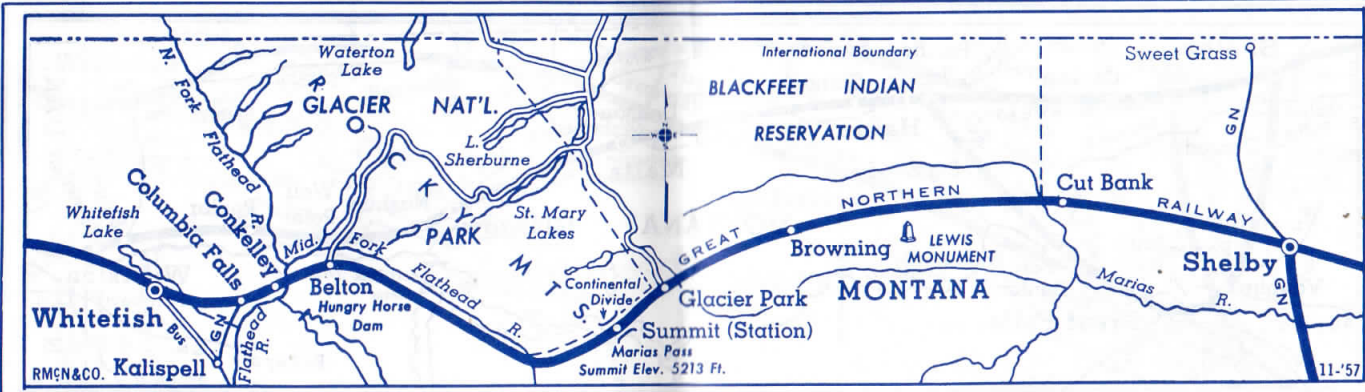


Westbound—Read Down				Eastbound—Read Up			
199 Mixed Ex. Sun.	Western Star 27 Daily	Empire Builder 31 Daily	Miles from St. Paul	Western Star 28 Daily	Empire Builder 32 Daily	200 Mixed Ex. Sun.	Miles from Seattle
—	2 55	3 20	262	—	—	—	—
—	—	—	268	—	—	—	—
—	—	—	274	—	—	—	—
—	—	—	284	—	—	—	—
—	—	—	302	—	—	—	—
—	—	—	309	—	—	—	—
—	—	—	314	—	—	—	—
—	—	—	322	—	—	—	—
—	—	—	328	—	—	—	—
—	—	—	334	—	—	—	—
—	—	—	348	—	—	—	—
—	—	—	351	—	—	—	—
—	—	—	368	—	—	—	—
—	—	—	374	—	—	—	—
—	—	—	380	—	—	—	—
—	—	—	386	—	—	—	—
—	—	—	393	—	—	—	—
—	—	—	398	—	—	—	—
—	—	—	404	—	—	—	—
—	—	—	411	—	—	—	—
—	—	—	417	—	—	—	—
—	—	—	423	—	—	—	—
—	—	—	439	—	—	—	—
—	—	—	448	—	—	—	—
—	—	—	454	—	—	—	—
—	—	—	461	—	—	—	—
—	—	—	467	—	—	—	—
—	—	—	473	—	—	—	—
—	—	—	480	—	—	—	—
—	—	—	487	—	—	—	—
—	—	—	495	—	—	—	—
—	—	—	508	—	—	—	—
—	—	—	512	—	—	—	—
—	—	—	517	—	—	—	—
—	—	—	527	—	—	—	—
—	—	—	533	—	—	—	—
—	—	—	540	—	—	—	—
—	—	—	548	—	—	—	—
—	—	—	556	—	—	—	—
—	—	—	568	—	—	—	—
—	—	—	576	—	—	—	—
—	—	—	581	—	—	—	—
—	—	—	587	—	—	—	—
—	—	—	593	—	—	—	—
—	—	—	598	—	—	—	—
—	—	—	604	—	—	—	—
—	—	—	615	—	—	—	—

f—Flag stop for revenue passengers. ♦Newsstand and Lunch Room in station. ①—Interstate Transportation Bus Co. Railway tickets honored. ②—Bus stops on U. S. Highway. ③—Train 199 ties up at Gavin Yard—Passengers handled by auto between Gavin Yard and Minot. ④—To St. Paul see Table 2, page 7.



Westbound—Read Down				Eastbound—Read Up			
Western Star 27 Daily	Empire Builder 31 Daily	Miles from St. Paul	Western Star 28 Daily	Empire Builder 32 Daily	Miles from Seattle	Western Star 29 Daily	Empire Builder 33 Daily
8 45	8 30	615	—	—	—	—	—
—	—	627	—	—	—	—	—
—	—	635	—	—	—	—	—
—	—	641	—	—	—	—	—
—	—	646	—	—	—	—	—
—	—	653	—	—	—	—	—
—	—	667	—	—	—	—	—
—	—	672	—	—	—	—	—
—	—	686	—	—	—	—	—
—	—	694	—	—	—	—	—
—	—	700	—	—	—	—	—
—	—	707	—	—	—	—	—
—	—	721	—	—	—	—	—
—	—	733	—	—	—	—	—
—	—	740	—	—	—	—	—
—	—	755	—	—	—	—	—
—	—	771	—	—	—	—	—
—	—	783	—	—	—	—	—
—	—	788	—	—	—	—	—
—	—	797	—	—	—	—	—
—	—	809	—	—	—	—	—
—	—	823	—	—	—	—	—
—	—	836	—	—	—	—	—
—	—	846	—	—	—	—	—
—	—	854	—	—	—	—	—
—	—	864	—	—	—	—	—
—	—	869	—	—	—	—	—
—	—	881	—	—	—	—	—
—	—	887	—	—	—	—	—
—	—	893	—	—	—	—	—
—	—	902	—	—	—	—	—
—	—	910	—	—	—	—	—
—	—	924	—	—	—	—	—




FUN? See GLACIER National Park in the Montana Rockies
WESTERN STAR stops daily
 Mid-June thru Mid-September each way
 Between Chicago and Seattle-Portland

Westbound—Read Down				Eastbound—Read Up			
Western Star	Empire Builder	Miles from St. Paul		Miles from Seattle	Empire Builder	Western Star	
27 Daily	31 Daily			32 Daily	28 Daily		
5 16	3 05	1028	Lv Shelby 6, 7	755	9 55	6 28	(Oil fields north)
5 45	3 38	1041	Ar Ethridge	742			
5 50	3 38	1053	Ar Cut Bank	730	9 25	6 00	(County Seat)(Center of Oil Fields)
		1062	Lv Cut Bank	730	9 25	5 55	
		1079	Ar Sundance	721			
6 34		1086	Ar Blackfoot	704			(Chief Mtn. to northwest)
		1092	Ar Browning	697		5 12	(Blackfeet Indian Agency)
c 6 55		1100	Ar Triple Divide	691			
		1102	Ar Glacier Park	683	c 4 47		(Glacier Park Lodge)
		1105	Lv Bison	681			
		1112	Lv Rising Wolf	678			
		1118	Ar Summit	671			
f 7 52		1126	Ar Blacktail	665			(Continental Divide, Horseshoe Curve)
		1130	Ar Nimrod	657			(Flathead River)
		1135	Ar Pinnacle	653	f 3 40		(Sealock Mtn.)
		1146	Ar Red Eagle	648			(Mt. St. Nicholas 9,385 ft.)
c 8 40		1156	Ar Belton	637	c 2 55		
		1164	Ar Coram	627			(Belton Gateway) (Lake McDonald Hotel)
f 8 52		1169	Ar Conkley	619	f 2 41		(Hungry Horse Dam)
9 08		1171	Ar Columbia Falls	614		2 30	
9 20	6 40	1179	Ar Whitefish 9	612		2 15	(Whitefish Lake)
			Ar Whitefish 8	604	6 10		

f—Flag stop for revenue passengers.
 a—Stops to receive or discharge revenue passengers from Williston and east and Spokane and west where trains 31 and 32 are scheduled to stop.
 ①—Schedules for connecting bus service between Whitefish and Kalispell, Montana, shown below.
 *—Stops daily during park season Mid June through Mid September.
 c—Conditional stop.

BUS SERVICE BETWEEN WHITEFISH AND KALISPELL, MONTANA			
Southbound—Read Down		Northbound—Read Up	
6 50	2 15	9 45	6 15
7 25	2 50	10 10	6 50

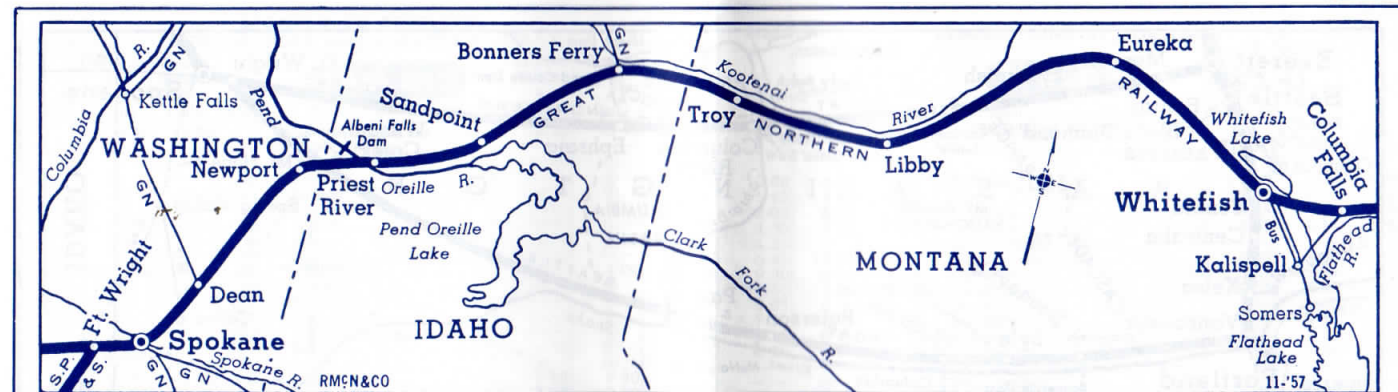
More people by far...use **HERTZ** Rent a car
Take the train—rent a HERTZ car there!



In Seattle, visit the . . . CENTURY 21 CENTER

- Space Needle, 600 feet high. See lakes, mountains, Puget Sound. Restaurant and observation deck revolve in complete circle each hour.
- Pacific Science Center. Take a simulated space flight in the world's first "Spacearium".
- Monorail. Speeds from downtown to Century 21 Center in just 96 seconds.

Time from 12:01 midnight to 12:00 noon shown in light face type; time from 12:01 noon to 12:00 midnight shown in heavy face type.



STATION MAIL BOXES
 For Your Convenience

Listed below are stations where U. S. mail (drop letter) boxes are conveniently located. Each passing mail train picks up mail from these boxes.

Stations starred (*) have separate boxes for east and westbound mail.

Westbound—Read Down				Eastbound—Read Up			
Western Star	Empire Builder	Miles from St. Paul		Miles from Seattle	Empire Builder	Western Star	
27 Daily	31 Daily			32 Daily	28 Daily		
9 30	6 45	1179	Lv Whitefish 8	604	① 6 05	② 2 05	
f 9 52		1184	Ar Vista	599			
f 10 08		1191	Ar Lupfer	587		f 1 42	
f 10 15		1196	Ar Olney	581		f 1 23	
f 10 25		1203	Ar Radnor	570		f 1 14	
		1209	Ar Stryker	563		f 1 05	
10 44		1213	Ar Trego	557			
f 10 55		1213	Ar Fortine (State Fish Hatchery)	552		12 48	
		1220	Ar Tobacco	543		f 12 35	
		1226	Ar Rexford	532			
		1231	Ar Stonehill	521			
		1237	Ar Ural	516			
		1240	Ar Yarnell	508			
		1251	Ar Ripley	495			
11 58	8 50	1257	Ar Libby	488	③ 3 48	11 32	
12 20	9 15	1275	Ar Kootenai Falls	477			
		1288	Ar Kootenai Falls	469	3 25	11 05	
		1295	Ar Troy	469			
		1306	Ar Yakt	463			
		1314	Ar Troy	456			
11 25	8 15	1320	Ar Yakt	449			
		1327	Ar Katka	442			
		1334	Ar Crossport	438			
		1341	Ar Bonners Ferry	427		f 8 58	
		1345	Ar Yakt	419			
f 12 30		1356	Ar Naples	413		8 31	
		1364	Ar Elmira	404			
1 00		1370	Ar Colburn	396			
		1379	Ar Sandpoint	391			
		1387	Ar Wrencoe	386			
		1392	Ar Laclède	383			
1 25		1397	Ar Thema	376		7 52	
		1400	Ar Priest River	373			
		1407	Ar Wrencoe	368			
1 39		1410	Ar Laclède	361			
		1415	Ar Camden	354			
		1422	Ar Milan	344			
		1429	Ar Dean	340			
		1439	Ar Mead	335		f 7 00	
f 2 30		1443	Ar Hillyard	330		6 45	
2 45	11 15	1453	Ar Spokane #10, 13		11 10		

①—Schedule for connecting bus service between Whitefish and Kalispell shown on page 10.
 ②—Stops to receive and discharge revenue passengers to and from Minot and east and to and from stations west of Spokane.
 f—Flag stop for revenue passengers.
 *—Restaurant and news stand in station.
 Rail-Auto Service available at this point.

Time from 12:01 midnight to 12:00 noon shown in light face type; time from 12:01 noon to 12:00 midnight shown in heavy face type.

New Indian Portraits!
Great Northern Playing Cards

Single Decks 80¢
 Bridge Sets \$1.60

REFERENCE MARKS

①—Schedule for connecting bus service between Whitefish and Kalispell shown on page 10.
 ②—Stops to receive and discharge revenue passengers to and from Minot and east and to and from stations west of Spokane.
 f—Flag stop for revenue passengers.
 *—Restaurant and news stand in station.
 Rail-Auto Service available at this point.

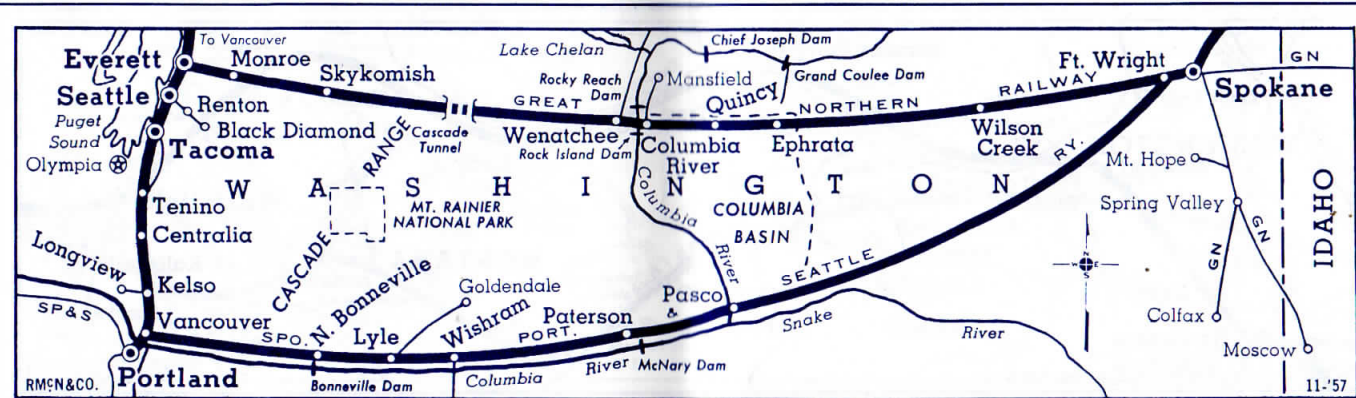


Table 10: Seattle-Portland. Westbound—Read Down and Eastbound—Read Up. Includes columns for Western Star, Empire Builder, and Miles from Seattle/Portland. Lists stations from Spokane to Seattle.

Table 11: Seattle-Everett-Bellingham-Vancouver. Streamlined Internationals. Read Down and Read Up. Lists stations from Seattle to Vancouver.

SEATTLE-TACOMA-PORTLAND. Tickets reading G. N., N. P. or U. P. railroads are interchangeable on all trains to any point between Seattle and Portland, inclusive.

Table 12: Seattle-Tacoma-Portland. Streamlined Internationals. Read Down and Read Up. Lists stations from Seattle to Portland.

FOOTNOTES FOR TABLES 10, 11 AND 12 WILL BE FOUND ON PAGE 13.

Table 13: Spokane to Portland. SPOKANE, PORTLAND & SEATTLE RAILWAY. Read Down and Read Up. Lists stations from Spokane to Portland.

Table 14: Wishram and Bend Oregon Trunk Railway. Read Down and Read Up. Lists stations from Wishram to Bend.

CASCADE TUNNEL

One of the great engineering projects of all time, Great Northern Railway's Cascade Tunnel pierces the solid granite of the formidable Cascade Range between Berne and Scenic in Western Washington for a distance of 7.79 miles.

Recently completed is a huge ventilating project that enables the use of diesel locomotives in the tunnel. Installation of the ventilation system marked the end of Great Northern's electrified operation in the Cascades.

Table 15: Connections at Portland. Pacific Standard Time SOUTHERN PACIFIC CO. Read Down and Read Up. Lists connections to various destinations like Sacramento and Los Angeles.

FOOTNOTES FOR PAGE 12. f—Flag stop for revenue passengers. a—Rail-Auto service available at this point.

Table 10. Restaurant and news stand in station. Portals to the Cascade Tunnel. a—Stops to discharge revenue passengers from points Havre and East.

Table 11. Connects in Everett with Eastbound "Empire Builder", to Spokane, Minneapolis, St. Paul, Chicago and East. See Table 10.

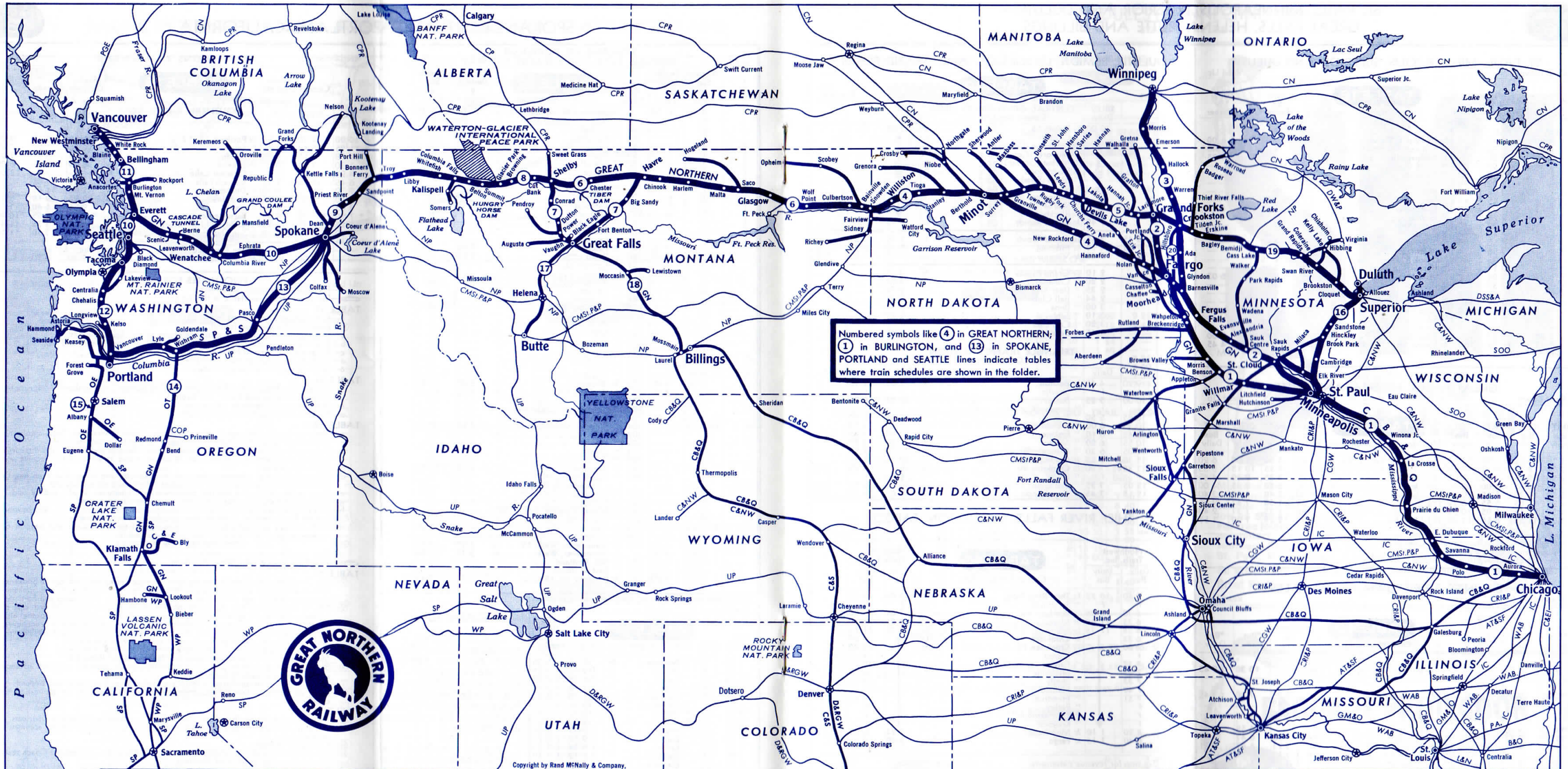
Table 12. a—Stops on flag to discharge revenue passengers from Vancouver, Washington and beyond and to receive revenue passengers for points beyond Seattle.

FOOTNOTES FOR PAGE 13. f—Flag stop for revenue passengers. a—Rail-Auto service available at this point.

Table 13. 1—No. 3 will stop at any station to discharge revenue passengers from east of Spokane; also at any station west of Pasco to discharge revenue passengers from Spokane; also at any station east of Pasco to receive passengers for Vancouver and Portland.

Table 15. 1—Pullman and reclining chair cars. Special service charge applicable in chair cars. 2—All seats reserved in chair cars and parlor car. Special service charge applicable in chair cars.

NOTE A—Daily and Tri-Weekly Schedules of the "SHASTA DAYLIGHT". Tri-Weekly: September 14, 1963 through December 15, 1963. Daily: December 16, 1963 through January 12, 1964.



Numbered symbols like ④ in GREAT NORTHERN; ① in BURLINGTON, and ⑬ in SPOKANE, PORTLAND and SEATTLE lines indicate tables where train schedules are shown in the folder.



Copyright by Rand McNally & Company.



PROFILE OF THE GREAT NORTHERN RAILWAY'S TRANSCONTINENTAL ROUTE BETWEEN CHICAGO, ST. PAUL, MINNEAPOLIS AND SEATTLE-PORTLAND.

ST. PAUL, MINNEAPOLIS, SUPERIOR AND DULUTH—
GREAT FALLS, HELENA, BUTTE AND BILLINGS

ST. PAUL, MINNEAPOLIS, SUPERIOR AND DULUTH
Read Down

Daily 20 Gopher	Daily 24 Badger	Miles	TABLE 16 Central Standard Time	Daily 23 Badger	Daily 19 Gopher
PM	AM			AM	PM
4 30	8 10	0	Lv St. Paul 1, 2	11 30	8 00
4 52	8 30	11	Ar Minneapolis 1, 2 (G. N. Sta.)	11 05	7 40
5 00	8 35	11	Lv Minneapolis 1, 2	11 00	7 35
	f 8 52	23	Coon Creek Jct.	f 10 41	
	f 8 57	29	Andover	f 10 32	
	f 9 02	35	Cedar	f 10 24	
	9 08	41	Bethel	10 14	
	9 15	47	Isanti	10 05	
5 43	9 23	52	Cambridge	9 57	6 46
	9 28	57	Grandy	9 50	
	9 32	60	Stanchfield	9 45	
	9 40	63	Braham	9 40	
	9 50	68	Grasston	9 28	
	9 56	74	Henriette	9 22	
	10 03	80	Brook Park	9 15	
6 24	10 14	88	Hinckley	9 06	
	10 24	97	Sandstone	8 57	6 03
	10 32	103	Askov	8 47	
	10 42	111	Bruno	8 38	
	f 10 49	117	Kerrick	8 31	
	f 10 53	119	Duquette	8 27	
	f 11 11	135	Foxboro	8 11	
	f 11 18	141	Dedham	f 8 04	
7 30	11 39	156	Ar Superior (Union Station)	7 45	5 00
7 45	11 55	160	Ar Duluth 19 (Union Sta.)	7 30	4 45
PM	AM			AM	PM

GREAT FALLS, HELENA AND BUTTE
Read Down

IMT Bus Daily	CGL Bus Daily	IMT Bus Daily	CGL Bus Daily	Mls.	TABLE 17 Mountain Standard Time	CGL Bus Daily	IMT Bus Daily	CGL Bus Daily	IMT Bus Daily
1 15	8 00	2 50	7 50	0	Lv Great Falls 7, 18	10 45	5 00	11 00	6 20
9 00	8 37	3 27	8 27	99	Ar Cascade	10 10	4 25	10 15	5 35
9 50	9 15	4 05	9 05	59	Ar Wolf Creek	9 25	3 35	9 30	4 45
3 35	10 05	5 00	10 00	98	Ar Helena	8 40	2 50	8 45	4 00
3 50	10 20	5 15	10 10	98	Lv Helena	8 30	2 40	8 35	3 40
4 35	11 05	5 55	10 49	132	Ar Boulder	7 39	1 50	7 47	2 55
4 50	11 15	6 05	10 59	140	Ar Basin	7 28	1 35	7 37	2 40
5 35	11 55	6 55	11 40	171	Ar Butte	6 50	12 55	7 00	1 55

IMT—Intermountain Transportation Company.
CGL—Central Greyhound Lines.
Buses arrive and leave from Bus Depots. Rail tickets honored.

BILLINGS, LEWISTOWN, GREAT FALLS
Read Down

*Bus Daily	*Bus Daily	239 Mixed Ex. Sun.	TABLE 18 Great Northern Ry.	240 Mixed Ex. Sun.	*Bus Daily	*Bus Daily
7 45	6 00	0	Lv Billings	10 30	12 45	
10 45	9 05	7 10	Lv Lewistown	5 25	7 30	9 45
		f 7 39	Kingston	f 4 45		
		8 18	Rossvork	4 34		
		7 59	Kolin	4 13		
11 20	9 40	11 00	Hobson	6 52	9 06	
11 27	9 47	10 50	Ar Moccasin	6 47	9 01	
		11 00	Lv Moccasin	6 47	9 01	
		11 10	Benchland	f 3 13		
		11 10	Windham	f 3 03		
11 48	10 08	11 23	Stanford	6 24	8 38	
12 09	10 28	11 53	Geyser	6 05	8 19	
12 13	10 42	12 15	Raynesford	f 1 58	5 51	8 05
		f 12 25	Blythe	f 1 48		
		f 12 35	Armington	f 1 38		
12 41	11 00	12 39	Belt	f 1 33	5 33	7 46
		f 12 48	Waysme	f 1 24		
		f 12 54	Fife	f 1 18		
		f 1 09	Gerber	f 1 03		
1 15	11 40	1 30	Ar Great Falls 7, 17	12 45	5 00	7 15

Time from 12:01 midnight to 12:00 noon shown in light face type; time from 12:01 noon to 12:00 midnight shown in heavy face type.

DULUTH, BEMIDJI, CROOKSTON AND GRAND FORKS
Read Down

Read Down	TABLE 19 Central Standard Time	Read Up
	IBUS Daily	IBUS Daily
	10 00	7 35
	↓ Via Hibbing ↓	↑ Via Hibbing ↑
	1 40	3 15
6 45	3 15	Lv Grand Rapids
7 45	4 30	Lv Hibbing
8 35	5 40	Ar Virginia
		Lv Grand Rapids
	2 10	3 15
	2 20	3 03
	2 35	2 50
	2 44	2 41
	3 00	2 27
	3 10	2 17
	3 20	2 08
	3 45	1 45
		Ar Bemidji
		Lv Bemidji
		Ar Shevlin
		Ar Bagley
		Ar Lengby (Corner)
		Ar Fosston
		Ar McIntosh
		Ar Erskine
		Ar Mentor
		Ar Marcoux (Bus Transfer Point)
		Ar Crookston
		Ar Crookston 20
9 05	11 35	Ar Fisher
9 35	12 05	Ar East Grand Forks
9 45	12 15	Ar Grand Forks

THIEF RIVER FALLS, CROOKSTON, FARGO
Read Down

Northwest Trails, Inc.	TABLE 20 Central Standard Time	Northwest Trails, Inc.
Daily Bus	Daily Bus	Daily Bus
5 50	10 25	8 00
f 6 10	10 45	f 7 35
6 35	11 05	f 7 25
6 35	11 15	f 7 25
6 55		
7 00		
f 7 17		
7 25		
7 33		
7 43		
f 7 51		
f 8 30	1 10	5 25
8 40	1 15	5 20

f—Flag stop for revenue passengers. L—Lunchroom in station.
 Rail-Auto service available at this point. • Central Greyhound Lines. Rail tickets honored.
 Passengers routed via Great Northern between Duluth and Grand Forks may exchange rail tickets for bus tickets via Central Greyhound Lines and Triangle Transportation Co. Transfer to Fargo or Thief River Falls may be made via Northwest Trails, Inc., at Crookston or Marcoux.

BUS SCHEDULES (CONNECTING SERVICE)
STANDARD TIME

WILLISTON, CULBERTSON AND SCOBEE

GN Bus Ex. Sun.	Miles	TABLE 21 Mountain Time	GN Bus Ex. Sun.
8 40		Lv Williston	5 30
9 15	38	Ar Bainville	4 40
9 45		Ar Culbertson	4 20
9 45		Lv Culbertson	4 05
10 10	57	Ar Froid	3 45
10 20	64	Ar Homestead	3 35
10 35	70	Ar Medicine Lake	3 20
10 55	77	Ar Reserve	3 00
11 05	84	Ar Antelope	2 50
11 15	92	Ar Plentywood	2 40
11 25	92	Lv Plentywood	2 40
12 00	112	Ar Redstone	2 05
12 15	123	Ar Flaxville	1 50
12 40	136	Ar Scooby	1 30

SPOKANE-COLFAX AND MOSCOW
Operated by Western Greyhound Lines

TABLE 24	TABLE 24	TABLE 24	TABLE 24	TABLE 24	TABLE 24	TABLE 24	TABLE 24	TABLE 24	TABLE 24
8 00	4 45	8 45	7 00	Lv Spokane	Ar	10 25	3 00	9 25	10 10
8 45	5 30	9 30	7 42	Lv Rosalia	Lv	9 43	2 18	8 43	9 27
8 56	f	9 41		Lv Thornton	Lv	9 31	2 06		9 16
	f	10 10		Lv Steptoe	Lv	9 19	1 54		9 04
				Lv Colfax	Lv	9 05	1 40		8 50
				Lv Oakesdale	Lv				8 26
				Lv Garfield	Lv				8 09
				Lv Palouse	Lv				7 53
10 05			9 10	Ar Moscow	Lv	8 25			7 15

SPOKANE - COLVILLE - KETTLE FALLS - NORTHPORT - TRAIL - NELSON
Operated by Western Greyhound Lines

TABLE 25	TABLE 25	TABLE 25	TABLE 25	TABLE 25	TABLE 25	TABLE 25	TABLE 25
Bus 2974 Daily	Bus 2972 Daily	Miles	Pacific Standard Time	Bus 2973 Daily	Bus 2971 Daily		
6 10	9 30	0	Lv Spokane 9, 10, 13	Ar	12 20	7 20	
6 45	10 02	23	Ar Deer Park	Lv	11 40	6 40	
7 12	10 30	40	Ar Springdale	Lv	11 15	6 15	
7 26	10 47	49	Ar Valley	Lv	11 00	6 00	
7 40	10 55	57	Ar Chewelah	Lv	10 55	5 55	
8 05	11 30	79	Ar Colville	Lv	10 20	5 20	
8 10	11 40	79	Lv Colville	Lv	10 15	5 10	
8 25	11 52	88	Ar Kettle Falls	Lv	10 00	4 55	
	12 40	123	Ar Northport, Wash.	Lv		4 10	
		131	Ar Patterson, B. C.	Lv			
	1 15	138	Ar Rossland	Lv		3 40	
	2 40	144	Ar Trail, B. C.	Lv		3 20	
	4 25		Ar Nelson, B. C.	Lv		12 45	

WASHINGTON STATE FERRIES BETWEEN SEATTLE AND BREMERTON

Lv. SEATTLE—5 45; 6 55; 8 10; 9 20; 10 35; 11 45; 1 00; 2 10; 3 25; 4 45; 6 00; 7 10; 8 25; 10 50; 1 15.
 Lv. BREMERTON—5 45; 7 00; 8 10; 9 25; 10 35; 11 50; 1 00; 2 15; 3 25; 4 45; 6 00; 7 15; 8 20; 9 40; 12 05.
 Operate from Coleman Ferry Terminal Seattle. Fare each way 85c.

LAKE CHELAN BOAT COMPANY

Sun., Mon., Wed., Fri.,	Pacific Standard Time	Sun., Mon., Wed., Fri.,
8 30	Lv Chelan	Ar 3 45
11 25	Ar Lucerne	Lv 12 30
12 00 noon	Ar Stehekin	Lv 12 10

NOTE: No Sunday service from November 1 to April 15.

SPOKANE, GRAND COULEE AND CHIEF JOSEPH DAMS

5 15	Lv Spokane	Ar 12 25
7 20	Ar Grand Coulee Dam	Lv 10 30
8 30	Ar Chief Joseph Dam (Bridgeport)	Lv 8 45

THE BIG MOUNTAIN

Four-time site of U.S. National Ski Championships . . . in the towering Rockies, just west of Glacier National Park, at Whitefish, Montana. Ski more runs on more powder snow. Ride more lifts. Enjoy more after-ski fun. Pay less for the whole adventure. Special Ski Fun Weeks package rates low as \$98.68 plus rail fare.
 For free folder, information, see your travel agent or contact: Passenger Traffic Manager, Great Northern Railway, Dept. GG-69, 175 E. 4th St., St. Paul, Minnesota 55101 Capital 4-5588.
 Go great—fast, direct to The Big Mountain on Great Northern's Empire Builder or Western Star.

BAGGAGE PROTECTION

Like all valuables, your luggage should be protected. Insurance is your best safeguard.
 St. Paul Fire and Marine Insurance Company policies are available at principal Great Northern Railway ticket offices. One small premium buys peace-of-mind for your whole trip.

Time from 12:01 midnight to 12:00 noon shown in light face type; time from 12:01 noon to 12:00 midnight shown in heavy face type.

Table with multiple columns for train routes and times, including sections for 'CONNECTIONS AT MINNEAPOLIS AND ST. PAUL' and 'CHICAGO, ROCK ISLAND & PACIFIC RAILROAD'.



NEW LOW RATES!
Door-to-door delivery
between 23,000 communities

Time from 12:01 midnight to 12:00 noon shown in light face type; time from 12:01 noon to 12:00 midnight shown in heavy face type.

Table with multiple columns for train routes and times, including sections for 'CONNECTIONS AT WINNIPEG' and 'CANADIAN PACIFIC RAILWAY'.

Table titled 'CONNECTION AT NORTH VANCOUVER, B. C.' showing bus and train routes between North Vancouver and Dawson Creek.

#Streamliner. Parlor car and coach accommodations.
*Streamliner. Pullman and coach accommodations. Coach seats reserved in advance.
*Daily. †Daily Ex. Sunday. ‡Daily except Saturday.

A—Service Minneapolis to St. Paul via Chicago Rock Island Train No. 15.
B—Service St. Paul to Minneapolis via G.N. No. 27.
xConditional Stop.
Schedules on these pages are compiled from information furnished by railroads at time this folder was printed and are subject to change without notice.

Table with multiple columns for train routes and times, including sections for 'CONNECTIONS AT CHICAGO' and 'NEW YORK CENTRAL-CANADIAN PACIFIC'.

†—Seats reserved at nominal charge.
①—On Sunday arrive Montreal 8:45 a.m.
②—Daily ex. Sun.
③—Leaves odd dates June, July, September and October, even dates April, May and August.
④—Leaves odd dates Nov., Dec., Feb. and April, even dates Oct., Jan. and March.
•—Connecting train. Passengers, change trains at Harrisburg and Baltimore.
▲—On Sats., Leaves at 4:30 p.m.
Ⓝ—Nos. 28 and 29 will not run Nov. 28, Dec. 24 and 31.

AT CHICAGO . . .
TRAIN TO TRAIN BAGGAGE TRANSFER
is available to EMPIRE BUILDER Pullman passengers transferring to connecting Pennsylvania Broadway Limited and General; New York Central Twentieth Century; and Baltimore & Ohio Capitol Limited, upon application to Pullman porter for special luggage check. This special baggage transfer is also available from these trains to the Empire Builder. Charge 75c per bag.

Time from 12:01 midnight to 12:00 noon shown in light face type; time from 12:01 noon to 12:00 midnight shown in heavy face type.



RENT-a-CAR SYSTEM
• World-wide reservation service
• Package tours available in all Avis cities
• Honors credit cards of all major transportation systems

Table of rail connections from Chicago to various cities including New Orleans, Washington, Norfolk & Western, and New York Central systems.

Table of rail connections from Chicago to various cities including St. Paul, Minneapolis, Duluth, and Grand Forks, N.D.

①—All coach seats reserved.
②—Limousine service between Covington, Va., and Hot Springs will be provided without additional charge to passengers holding tickets reading to or from Hot Springs.

*—Daily.
†—Daily except Sunday.
⑥—Operates every odd day in January and March and even days in November, December, February and April.

RIDE IN RELAXED COMFORT! PILLOWS 35¢ EACH AVAILABLE FROM YOUR COACH PORTER

Table of one-way and round-trip railway fares for various routes including Chicago, St. Paul, Minneapolis, Duluth, and Grand Falls, Mont.

① Lower fares via other routes also available.
② Fare applies via St. Paul or Minneapolis.
★ Special reduced Coach Fares available, see page 24.

ONE-WAY AND ROUND-TRIP RAILWAY FARES—Continued

(Subject to Change)

Consult your ticket or travel agent for further information about fares. Fares effective November 15, 1963

	FIRST CLASS		COACH CLASS			FIRST CLASS		COACH CLASS	
	One Way	6 Months Round Trip	One Way	6 Months Round Trip		One Way	6 Months Round Trip	One Way	6 Months Round Trip
HELENA, BUTTE, MONT. to					SEATTLE, TACOMA, WASH. to				
Chicago, Ill.	\$57.45	\$103.45	\$45.92	\$ 81.40	Chicago, Ill.	\$ 87.75	\$126.80	\$65.16	\$ 99.75
Duluth, Minn.	43.21	77.80	34.04	61.30	Duluth, Minn.	67.87	106.35	53.45	83.70
Minneapolis, Minn.	41.70	75.10	32.84	59.15	Fargo, N. D.	58.14	92.35	45.79	78.10
New York, N. Y.	①124.83	①231.50	① 87.38	①153.18	Glacier Park, Mont.	25.70	46.30	20.34	36.45
St. Paul, Minn.	42.14	75.90	33.18	59.75	Grand Forks, N. D.	57.11	92.35	44.97	78.10
Washington, D. C.	①114.65	①210.13	① 80.97	①142.29	Great Falls, Mont.	29.79	53.65	23.46	42.25
SPOKANE, WASH. to					Minneapolis, Minn.	67.04	106.35	52.91	83.70
Chicago, Ill.	70.56	107.00	55.56	89.25	Montreal, Que.	①130.99	①216.38	①100.25	①167.09
Duluth, Minn.	55.64	87.80	43.82	70.85	New York, N. Y.	①150.13	①254.90	①107.32	①171.53
Everett, Wash.	11.42	20.60	9.00	16.20	Portland, Ore., from Seattle	7.06	12.75	② 5.56	② 10.05
Fargo, N. D.	45.93	73.10	36.16	62.55	do from Tacoma	5.58	10.05	② 4.40	② 7.95
Glacier Park, Mont.	13.49	24.30	10.63	19.15	St. Paul, Minn.	67.47	106.35	53.14	83.70
Grand Forks, N. D.	44.91	73.10	35.34	62.55	Spokane, Wash.	12.20	22.00	9.63	17.35
Great Falls, Mont.	17.59	31.70	13.86	24.95	Toronto, Ont.	①114.84	①188.58	① 87.45	①142.79
Minneapolis, Minn.	54.84	87.80	43.20	70.85	★Vancouver, B. C., from Seattle	6.24	11.25	② 5.16	② 9.30
New York, N. Y.	①137.94	①235.10	① 97.72	①161.03	do from Tacoma	7.71	13.90	② 6.35	② 11.45
Portland, Ore.	16.47	29.65	12.98	23.40	Washington, D. C.	①139.95	①235.48	①100.91	①160.64
St. Paul, Minn.	55.26	87.80	43.51	70.85	Whitefish, Mont.	22.55	40.60	17.77	32.00
Seattle, Wash.	12.20	22.00	9.63	17.35	Williston, N. D.	44.42	80.00	34.98	63.00
Tacoma, Wash.	12.20	22.00	9.63	17.35	Winnipeg, Man.	63.04	95.10	50.06	82.25
Vancouver, B. C.	16.40	29.55	13.19	23.75	PORTLAND, ORE. to				
Washington, D. C.	①127.76	①215.68	① 91.31	①150.14	Chicago, Ill.	82.75	126.80	65.16	99.75
Wenatchee, Wash.	6.74	12.15	5.89	9.55	Duluth, Minn.	70.10	106.35	55.24	83.70
Whitefish, Mont.	10.36	18.65	8.18	14.75	Duluth, Minn.	60.40	95.90	47.57	81.95
Williston, N. D.	32.22	58.00	25.39	45.75	Glacier Park, Mont.	③27.95	50.35	③ 22.04	39.70
Winnipeg, Man.	50.84	80.70	40.45	69.10	Grand Forks, N. D.	59.37	95.90	46.76	81.95
WENATCHEE, WASH. to					Great Falls, Mont.	32.04	57.70	25.24	45.45
Chicago, Ill.	77.30	119.15	60.84	98.80	Los Angeles, Cal.	52.70	94.90	② 41.53	② 74.75
Duluth, Minn.	62.38	99.00	49.12	80.45	Minneapolis, Minn.	69.30	106.35	54.60	83.70
Everett, Wash.	4.69	8.45	3.70	6.70	New York, N. Y.	①150.13	①254.90	①107.32	①171.53
Fargo, N. D.	52.68	84.35	41.47	72.05	St. Paul, Minn.	69.71	106.35	54.90	83.70
Glacier Park, Mont.	20.23	36.45	15.94	28.70	San Francisco, Cal.	34.65	62.40	② 27.32	② 49.25
Grand Forks, N. D.	51.65	84.35	40.64	72.05	Seattle, Wash.	7.06	12.75	② 5.56	② 10.05
Great Falls, Mont.	24.32	43.80	19.21	34.60	Spokane, Wash.	16.47	29.65	② 12.98	② 23.40
Minneapolis, Minn.	61.58	99.00	48.51	80.45	Tacoma, Wash.	5.58	10.05	② 4.40	② 7.95
New York, N. Y.	①144.68	①247.25	①103.00	①170.58	Vancouver, B. C.	13.29	23.95	② 10.74	② 19.35
Portland, Ore.	12.98	23.40	10.21	18.40	Washington, D. C.	①139.95	①235.48	①100.91	①160.64
St. Paul, Minn.	61.99	99.00	48.84	80.45	Whitefish, Mont.	24.81	44.70	19.45	35.05
Seattle, Wash.	5.93	10.70	4.75	8.55	Williston, N. D.	46.68	81.65	36.77	66.20
Spokane, Wash.	6.74	12.15	5.94	9.45	Winnipeg, Man.	65.28	103.45	51.85	83.70
Tacoma, Wash.	7.40	13.35	5.21	10.65	VANCOUVER, B. C. to				
Vancouver, B. C., Via Everett	9.68	17.45	7.92	14.30	Chicago, Ill.	82.75	126.80	65.16	99.75
do Via Seattle	12.17	21.95	9.92	17.90	Duluth, Minn.	67.87	106.35	53.45	83.70
Washington, D. C.	①134.50	①227.83	① 96.59	①159.69	Fargo, N. D.	58.14	92.35	45.79	78.10
Whitefish, Mont.	17.10	30.80	13.45	24.25	Glacier Park, Mont.	29.90	53.85	23.82	42.90
Williston, N. D.	38.97	70.15	30.67	55.25	Grand Forks, N. D.	57.11	92.35	44.97	78.10
EVERETT, WASH. to					Great Falls, Mont.	33.99	61.20	27.03	48.70
Chicago, Ill.	81.97	126.80	64.56	99.75	Minneapolis, Minn.	67.04	106.35	52.81	83.70
Duluth, Minn.	67.08	106.35	52.83	83.70	Montreal, Que.	①130.99	①216.38	①100.25	①167.09
Fargo, N. D.	57.35	92.20	45.16	78.10	New York, N. Y.	①150.13	①254.90	①107.32	①171.53
Glacier Park, Mont.	24.92	44.90	19.64	35.40	Ottawa, Ont.	①126.64	①209.98	① 97.25	①161.49
Grand Forks, N. D.	56.32	92.20	44.35	78.10	★Portland, Ore.	13.29	23.95	② 10.74	② 19.35
Great Falls, Mont.	29.01	52.25	22.84	41.15	Quebec, Que.	①137.69	①229.73	①106.40	①178.79
Minneapolis, Minn.	66.97	106.35	52.20	83.70	St. Paul, Minn.	67.47	106.35	53.14	83.70
New York, N. Y.	①149.35	①254.90	①106.72	①171.53	★Seattle, Wash.	6.24	11.25	② 5.16	② 9.30
Portland, Ore.	8.33	15.00	6.58	11.85	Spokane, Wash.	16.40	29.55	② 13.19	② 23.75
St. Paul, Minn.	66.68	106.35	52.51	83.70	Tacoma, Wash.	7.71	13.90	② 6.35	② 11.45
Spokane, Wash.	11.42	20.60	9.00	16.20	Toronto, Ont.	①114.84	①188.58	① 87.45	①142.79
★Vancouver, B. C.	4.99	9.00	② 4.19	② 7.55	Washington, D. C.	①139.95	①235.48	①100.91	①160.64
Washington, D. C.	①149.17	①235.17	①100.31	①160.64	Whitefish, Mont.	26.76	48.20	21.35	38.45
Whitefish, Mont.	21.78	39.25	17.17	30.95	Williston, N. D.	44.42	78.15	34.98	63.00
Williston, N. D.	43.64	78.15	34.37	61.90	Winnipeg, Man.	63.04	95.10	50.06	82.25
Winnipeg, Man.	62.25	95.10	49.54	82.25					

① Lower fares via other routes also available.
 ② Lower fare with shorter limit also available.
 ③ Fare applies via S. P. & S., Spokane and G. N. Ry.; via G. N. (via Seattle) fare \$29.97, First Class and \$23.60 Coach Class.

★ Special reduced Coach Fares available, see Page 24.

PULLMAN SLEEPING CAR FARES

(See Page 24 for charges covering all types of sleeping car accommodations.)

Sleeping car fares are compiled from Pullman Company tariffs, are published for information only, and are subject to change without notice.

BETWEEN	Chicago, Ill.	St. Paul-Minneapolis	Duluth-Superior	Fargo	Grand Forks	Minot	Great Falls	Glacier Park	Spokane	Seattle-Tacoma	Portland	Vancouver, B. C.
	Standard Lower Berth	Standard Lower Berth	Standard Lower Berth	Standard Lower Berth	Standard Lower Berth	Standard Lower Berth	Standard Lower Berth	Standard Lower Berth	Standard Lower Berth	Standard Lower Berth	Standard Lower Berth	Standard Berth
Alexandria, Minn.	\$ 7.55											
Baltimore, Md.		\$13.25				\$19.95	\$11.45	\$12.25	\$16.20	\$20.15	\$20.15	\$20.15
Bellingham, Wash.	24.20	20.80	\$20.80	\$18.85	\$18.85	16.20	24.50	27.30	28.70	32.15	32.15	32.15
Belton, Mont.	17.70	14.05	14.05	11.75	11.45	9.20	5.80		5.80	9.50	⑦ 5.80	9.50
Boston, Mass.		14.05		19.85	19.85	20.75	25.25	28.10	29.50	33.20	33.20	33.20
Buffalo, N. Y.		10.20				16.90	22.20	24.25	26.00	29.50	29.50	29.50
Chicago, Ill.		5.80		8.70	8.70	10.20	16.70	17.70	20.80	24.20	24.20	24.20
Cincinnati, O.		7.55		13.35	13.35	14.25	19.85	21.60	23.15	26.80	26.80	26.80
Cleveland, O.		8.70		14.50	14.50	15.40	20.55	22.75	24.20	27.50	27.50	27.50
Columbia Falls, Mont.	18.10	14.50		12.25	11.45	9.20	5.80		5.80	9.20	9.20	
Crookston, Minn.	8.70	5.80										
Des Moines, Ia.		5.80		11.60	11.60	12.50	15.50	19.10	19.10	22.20	22.20	22.20
Devils Lake, N. D.	9.50	5.80					8.70	9.95	13.75	18.10	18.10	18.10
Duluth, Minn.		5.80					13.25	14.05	17.70	20.80	20.80	20.80
Ephrata, Wash.	22.20	18.85		16.20	15.50	13.75	8.70	6.70	5.80	5.80		
Everett, Wash.	24.20	20.80	20.80	18.85	18.10	16.20	11.00	9.50	5.80	5.80	5.80	
Fargo, N. D.	8.70	5.80					10.20	11.00	14.70	18.85	18.85	19.85
Fergus Falls, Minn.	7.55						11.00	11.75	15.90	19.45	19.45	
Glacier Park, Mont.	17.70	14.05	14.05	11.00	11.00	8.70	5.80	5.80	5.80	9.50	⑦ 9.50	
Glasgow, Mont.	13.75	9.95	9.95	7.55	6.70	5.80	5.80	5.80	9.50	③ 13.25	13.75	
Grand Forks, N. D.	8.70	5.80					9.95	11.00	14.70	18.85	18.85	18.85
Great Falls, Mont.	16.70	13.25	13.25	10.20	9.95	7.55	5.80	7.05	7.05	11.00	11.75	
Havre, Mont.	15.50	11.75	11.75	9.50	8.70	6.30	⑥ 19.10	⑥ 5.80	⑥ 7.55	⑥ 11.75	⑥ 11.75	⑥ 23.15
Kansas City, Mo.		6.70		12.50	12.50	13.40	⑥ 19.10	⑥ 19.10	⑥ 19.10	⑥ 22.20	⑥ 22.20	⑥ 23.15
Los Angeles, Cal.	⑤ 27.50	④ 24.20	④ 26.80	④ 24.20	④ 24.20	④ 24.20	④ 21.50	④ 21.50	④ 18.10	④ 15.90	④ 14.45	④ 20.80
Minneapolis, Minn.	5.80	④ 24.20	④ 26.80	④ 24.20	④ 24.20	④ 24.20	④ 21.50	④ 21.50	④ 17.70	④ 15.90	④ 14.45	④ 20.80
Minot, N. D.	10.20	6.70	6.70				7.55	8.70	12.25	16.20	16.20	16.20
Moorhead, Minn.	8.70	5.80					10.20	11.00	14.70			

RATES FOR UPPER BERTH, DUPLEX ROOMETTE, ROOMETTE, BEDROOM, COMPARTMENT AND DRAWING ROOM IN STANDARD SLEEPING CARS

Where Lower Berth Is	Upper Berth Is	Duplex Roomette For One Person	Roomette For One Person	BEDROOM		Bedroom Suite 2 or More Persons	Compartment		Drawing Room	
				For One Person	For Two or More Persons		For One Person	For Two or More Persons	For One Person	For Two or More Persons
\$ 5.80	\$ 4.40	\$ 6.35	\$ 8.10	\$11.90	\$14.75	\$23.85	\$12.55	\$15.85	\$16.90	\$21.35
6.30	4.75	7.00	8.75	13.05	15.95	26.10	13.65	17.15	18.40	23.15
6.70	5.15	7.40	9.40	13.75	16.65	27.45	14.40	18.05	19.40	24.40
7.05	5.40	7.85	9.95	14.40	17.50	28.75	15.10	18.95	20.40	25.65
7.55	5.65	8.30	10.55	15.40	18.65	30.80	16.10	20.10	21.75	27.25
7.90	6.10	8.75	11.05	16.10	19.50	32.15	16.85	21.00	22.75	28.55
8.70	6.65	9.65	12.20	17.65	21.20	35.30	18.45	22.90	24.95	31.20
9.20	6.95	10.15	12.80	18.50	22.20	37.00	19.40	24.10	26.30	32.80
9.50	7.15	10.55	13.25	19.15	22.95	38.25	20.05	24.85	27.20	33.90
9.65	7.30	10.65	13.45	19.40	23.20	38.75	20.30	25.20	27.55	34.35
9.95	7.55	10.95	13.80	19.90	23.90	39.75	20.90	25.85	28.40	35.35
10.00	7.60	11.10	13.90	20.05	24.00	40.05	21.00	26.00	28.50	35.50
10.20	7.80	11.35	14.40	20.45	24.50	40.95	21.45	26.50	29.10	36.25
10.70	8.10	11.80	14.85	21.40	25.55	42.75	22.40	27.70	30.45	37.85
11.00	8.40	12.25	15.50	21.95	26.30	43.95	23.05	28.45	31.35	38.90
11.45	8.65	12.70	16.00	22.70	27.20	45.45	23.90	29.50	32.50	40.35
11.75	9.00	13.05	16.60	23.35	27.95	46.75	24.55	30.25	33.35	41.45
12.25	9.25	13.55	17.10	24.25	28.90	48.55	25.50	31.45	34.70	43.05
12.55	9.50	13.90	17.65	24.85	29.65	49.70	26.15	32.15	35.55	44.10
12.95	9.85	14.30	18.15	25.60	30.50	51.20	26.90	33.10	36.65	45.40
13.25	10.10	14.65	18.65	26.25	31.20	52.50	27.55	33.85	37.50	46.45
13.75	10.50	15.25	19.20	27.10	32.35	54.20	28.50	35.00	38.80	48.05
14.05	10.70	15.45	19.70	27.80	33.00	55.60	29.15	35.75	39.70	49.15
14.45	11.00	15.85	20.15	28.40	33.85	56.80	29.90	36.65	40.70	50.35
14.50	10.95	15.95	20.20	28.50	33.90	57.00	30.00	36.80	40.85	50.60
14.70	11.35	16.25	20.70	29.10	34.45	58.20	30.45	37.30	41.45	51.25
15.25	11.50	16.80	21.25	29.95	35.50	59.90	31.50	38.60	42.95	53.10
15.50	11.80	17.05	21.70	30.60	36.25	61.15	32.05	39.25	43.70	54.00
15.90	12.10	17.55	22.20	31.10	36.95	62.25	32.80	40.15	44.70	55.25
16.20	12.35	17.85	22.70	31.80	37.70	63.65	33.40	40.90	45.55	56.30
16.70	12.70	18.35	23.25	32.65	38.65	65.35	34.40	42.05	46.90	57.90
17.00	12.90	18.85	23.75	33.25	39.40	66.50	35.05	42.80	47.80	59.00
17.35	13.20	19.05	24.30	33.95	40.10	67.90	35.65	43.60	48.65	60.05
17.70	13.55	19.45	24.75	34.65	41.05	69.30	36.40	44.50	49.70	61.35
18.10	13.70	19.95	25.25	35.35	41.75	70.70	37.15	45.40	50.75	62.55
18.45	14.00	20.30	25.85	36.10	42.60	72.20	37.90	46.30	51.75	63.85
18.85	14.30	20.70	26.25	36.75	43.35	73.50	38.65	47.20	52.80	65.10
19.10	14.55	21.05	26.80	37.25	44.05	74.55	39.20	47.85	53.55	66.00
19.45	14.80	21.50	27.35	38.10	44.90	76.15	39.95	48.75	54.35	67.20
19.85	15.10	21.90	27.75	38.70	45.65	77.45	40.70	49.60	55.35	68.50
20.15	15.35	22.20	28.20	39.35	46.40	78.70	41.35	50.40	56.30	69.55
20.55	15.55	22.60	28.80	39.95	47.10	79.90	42.10	51.35	57.50	70.80
20.80	15.90	22.95	29.15	40.65	47.85	81.30	42.60	51.95	58.25	71.70
21.25	16.15	23.45	29.65	41.40	48.70	82.80	43.50	53.00	59.40	73.15
21.50	16.30	23.70	30.10	41.85	49.30	83.75	44.00	53.65	60.15	74.05
21.90	16.70	24.10	30.60	42.45	50.05	84.95	44.75	54.55	61.20	75.30
22.20	16.85	24.40	31.00	43.20	50.90	86.40	45.40	55.30	62.05	76.35
22.50	17.15	24.80	31.55	43.85	51.65	87.70	46.05	56.05	62.95	77.45
22.85	17.40	25.20	32.05	44.40	52.20	88.80	46.70	56.85	63.80	78.50
23.15	17.65	25.50	32.45	45.00	52.95	89.95	47.35	57.60	64.70	79.65
23.45	17.75	25.85	32.70	45.50	53.50	91.00	47.85	58.25	65.45	80.50
23.75	18.10	26.10	33.15	46.10	54.25	92.20	48.50	59.05	66.30	81.55
24.20	18.40	26.60	33.80	46.90	55.05	93.80	49.35	60.05	67.50	83.00
24.50	18.60	26.90	34.35	47.50	55.80	95.00	50.00	60.80	68.40	84.05
25.00	18.95	27.45	34.80	48.35	56.80	96.70	50.95	61.95	69.70	85.65
25.25	19.25	27.80	35.35	49.05	57.55	98.10	51.50	62.60	70.45	86.60
25.65	19.45	28.25	35.90	49.80	58.50	99.60	52.25	63.55	71.45	87.85
26.00	19.85	28.60	36.40	50.40	59.25	100.75	53.00	64.40	72.55	89.10
26.50	20.10	29.10	36.95	51.30	60.20	102.60	53.95	65.55	73.80	90.70
26.80	20.40	29.50	37.50	51.95	60.95	103.85	54.60	66.30	74.70	91.75
27.20	20.70	29.95	38.05	52.65	61.80	105.25	55.35	67.20	75.75	93.05
27.50	20.95	30.35	38.50	53.25	62.50	106.55	56.00	68.00	76.65	94.15
27.95	21.30	30.80	39.10	54.20	63.60	108.35	56.85	69.05	77.85	95.55
28.30	21.55	31.20	39.65	54.75	64.25	109.55	57.60	69.95	78.85	96.80
28.70	21.90	31.60	40.20	55.55	65.15	111.15	58.35	70.80	79.85	98.10
29.05	22.15	31.95	40.65	56.15	65.90	112.30	59.10	71.70	80.90	99.30
29.50	22.40	32.45	41.20	57.00	66.90	114.05	59.95	72.75	82.05	100.75
32.15	24.50	35.35	45.00	62.05	72.65	124.10	65.30	79.15	89.45	109.70
33.20	25.30	36.65	46.60	64.20	75.20	128.35	67.45	81.70	92.40	113.30

Exclusive Occupancy. For individual occupancy of a duplex-roomette, roomette, bedroom or a compartment, one railroad ticket is required. For a drawing-room one and one-fourth (1 1/4) railroad tickets are required on the Great Northern Railway. Prices and accommodations subject to change without notice.

Thrifty tip from Rocky...



FAMILY FUN AT LOW COST on Family Fare Plans

Traveling together on Great Northern trains is fun. Make your trip a family adventure you all can enjoy in carefree comfort. And at money-saving fares to boot! Here's how:

On one-way trip one parent pays full fare, the other parent and children 12-21 each go for only 1/2 fare. Youngsters 5-12 pay 1/4 fare; under 5 go free!

On round-trip travel one parent is charged full fare... the other parent and children 12-21 each pay only the one-way adult fare for the round-trip! Children 5-12 travel at 1/2 the one-way adult fare. Under-5 small fry are free!

Your Great Northern agent will be happy to give you full details. See or call him.

Groups Travel For Less, Too!

SPECIAL! SPECIAL! SPECIAL!

Reduced One-Way and Round-Trip Coach Fares*

*Between these and all intermediate GN stations

ONE-WAY — 3 day limit	Seattle and Vancouver, B. C.	\$3.50
	Minneapolis-St. Paul and Duluth-Superior	3.50
	Minneapolis-St. Paul and Winnipeg, Manitoba	9.20
ROUND-TRIP — 15 day limit	Seattle and Vancouver, B. C.	\$ 5.95
	Minneapolis-St. Paul and Duluth-Superior	5.95
	Minneapolis and Winnipeg, Manitoba	16.90
	St. Paul and Winnipeg, Manitoba	17.30

Good for travel any day of the week

EMPIRE BUILDER (Trains 31-32)†

	West and North	East and South
Radio and tape recorded music, Coach Porter Service.		
Reclining 60-Seat Coach—Chicago to Seattle { Non-Reserved } Seattle to St. Paul { See Note }	100	200
Note—All seats reserved in 60-seat coach during Holiday period December 13 to January 5, and during summer months.		
Spokane, Portland (Non-Reserved)		
Reclining Seat Coaches—Leg Rests		
Chicago-Seattle—46 Seats Dome Coach	102	202
Chicago-Portland—46 Seats Dome Coach	105	205
St. Paul-Seattle—46 Seats Dome Coach	103	201
Ranch Lounge (Meals—Beverages)—Chicago-Seattle		
Dining Car (Dinner by reservation)—Chicago-Seattle-Portland		
Sleeping Cars		
Chicago-Portland—6 Rmt., 5 Dbl. Bdrm., 2 Compt.	312	322
Chicago-Seattle—7 Dup. Rmt., 6 Dbl. Bdrm., 2 Compt.	315	325
Chicago-Hayre, Mont.—6 Rmt., 5 Dbl. Bdrm., 2 Compt.	316	326
Spokane to Seattle (Ex. Sat.) 16 Dup. Rmt., 4 Dbl. Bdrm.	31	
GREAT DOME full-length lounge (Beverage service)		
Chicago-Seattle		

WINNIPEG LIMITED (Trains 7-8) between St. Paul-Minneapolis and Winnipeg

	West and North	East and South
Day-Nite Reclining Seat Coaches—St. Paul-Winnipeg (Sandwiches and refreshments by train sales service)		
Sleeping Cars		
St. Paul-Winnipeg—6 Rmt., 5 Dbl. Bdrm., 2 Compt.	73	83
Sleeper-Buffer Lounge (Beverage, Snack and light breakfast service)		
St. Paul-Winnipeg—8 Dup. Rmt., 2 Dbl. Bdrm.	74	84

DAKOTAN (Trains 3-4) between St. Paul-Minneapolis and Minot via St. Cloud, Fargo and Grand Forks

	West and North	East and South
Reclining Seat Coaches—St. Paul-Minot		
Cafe-Diner-Coach—St. Paul-Minot		

TRAINS 3-4 between Havre and Great Falls (Connects at Havre with Western Star, Trains 27-28)

	West and North	East and South
Reclining Seat Coach—St. Paul-Great Falls		
Sleeping Car—St. Paul-Great Falls—16 Dup. Rmt., 4 Dbl. Bdrm.	276	286

TRAINS 3-4 between Great Falls and Shelby

	West and North	East and South
Budd RDC Coach—Great Falls-Shelby		

RED RIVER (Trains 11-14) between St. Paul-Minneapolis and Fargo

	West and North	East and South
Train 11 via St. Cloud		
Train 14 via Willmar		
Reclining Seat Coaches—St. Paul-Fargo		
Diner-Coach—St. Paul-Fargo		

GOPHER (Trains 19-20) between St. Paul-Minneapolis and Duluth-S

PASSENGER INFORMATION

Train Schedules in this folder are subject to change without notice. The Great Northern Railway cannot be liable for missed connections caused by trains delayed by circumstances entirely beyond the railway's control.

Purchase Tickets before boarding trains. SAVE by purchasing Round Trip Tickets.

Children under five years of age, when accompanied by parent or guardian, will be carried free. Children five years of age and under twelve years of age will be charged one-half of the adult fares.

Adjustment of Fares. Should any misunderstanding arise with conductors or agents as to the proper fare or ticket privileges, please pay fare requested, take receipt and communicate with A. E. Michel, Auditor Passenger Accounts, St. Paul, Minn. 55101.

Redemption of Tickets. Applications for redemption of unused portions of tickets issued by the Great Northern Railway should be addressed to Mr. A. E. Michel, Auditor Passenger Accounts, St. Paul, Minn. 55101.

Invalids and Infirm Passengers. Wheelchair service is available at the following stations: Bellingham, Breckenridge, Chicago, Duluth, Everett, Fargo, Grand Forks, Great Falls, Havre, Minneapolis, Minot, New Westminster, B. C., Portland, St. Paul, Seattle, Spokane, Tacoma, Vancouver, B. C., Wenatchee, Whitefish, Williston and Winnipeg.

Advance notice must be given for passengers requiring special handling and must be accompanied by attendant (s).

Examples of GN's Honoring, and Free Side-Trip, Arrangements: Tickets reading from St. Paul or any other point up to Seattle, Wash. destined to Portland, Ore. will be honored via Great Northern to Seattle thence via GN-NP-UP pool train service to Portland.

Tickets routed Great Northern and good for passage between Havre, Mont. and Cut Bank, Mont. will be honored westbound via Great Falls and Shelby, Mont. or eastbound via Shelby and Great Falls, Mont.

A free side trip to Great Falls, Mont. is available to holders of tickets reading in either direction between Williston, N. D. and east, and Glacier Park Station, Mont. and stations west. Side trip tickets may be secured on application and presentation of original ticket to Agent at side trip point, or coupons may be included in through ticket.

Consult agents for other honoring and free side-trip arrangements.

Consult any Great Northern Railway ticket agent or passenger representative or your local ticket agent or travel bureau for any additional information or details on your transportation requirements.

STANDARD TIME.—All time shown in Great Northern Railway published schedules of its lines east of Williston, North Dakota, is Central time; between Williston, North Dakota, and Troy, Montana, is Mountain time; west of Troy, Montana, is Pacific time. All Great Northern trains operate on STANDARD TIME.

BAGGAGE INFORMATION

Hand Baggage which passenger desires to retain possession of is restricted to an amount which can conveniently be placed in the berth, seat or other accommodations purchased by the passenger. Passengers are urged for the convenience of themselves and other passengers to check all baggage except that actually needed for personal use enroute.

Marking for Identification. Mark or tag each piece with Passenger's name and address and place similar information inside.

Definition of Checked Baggage. Baggage consisting of wearing apparel, toilet articles (except liquids) and personal effects necessary or appropriate for the wear, use, comfort and convenience of the passenger for the purpose of the journey and not intended for other persons nor for sale, may be checked in baggage service.

Checking Allowance. Baggage weighing 150 pounds, and not exceeding \$100.00 in value, is allowed on each adult ticket; on each half-fare ticket, 75 pounds of baggage not exceeding \$50.00 in value may be checked. Family-fare-plan tickets provide for checking of 300 pounds of baggage, not exceeding \$200.00 in value, regardless of number of passengers for which the ticket is issued.

Local baggage service will be performed under Form 175 check, wherein no signed Declaration of Value is necessary and baggage will be delivered via "self-service" at principal points.

No single piece of baggage exceeding 300 pounds in weight, or exceeding \$250.00 in value, will be checked.

Service Charge. At time of checking, small luggage will be checked at a charge of 25c per piece, large objects (trunks, footlockers, bicycles) at 50c each.

Miscellaneous. Dogs, small household pets, bicycles, baby carriages, cribs, playpens and similar articles may be checked and transported in baggage cars within the weight and value allowance subject to tariff regulations.

Remains. Consult ticket or baggage agent.

Forwarding. Passengers are urged to check baggage in advance. Every effort will be made to facilitate the handling of baggage, but the Railway cannot guarantee to always forward baggage on the same train with the owner.

Lost or Misplaced Articles. Contact the Manager, Mail, Baggage and Express Traffic, Great Northern Railway, St. Paul, Minnesota 55101, or District Mail, Baggage and Express Agent, Great Northern Railway, Seattle, Washington 98104, concerning any lost or misplaced baggage or other articles.

The railway assumes no responsibility for unchecked articles left in stations or passenger cars.

- Grand Forks, North Dakota 58201
G. N. Station, Phone 774-5511, General Agent.
E. G. Westby, Depot Ticket Agent.
G. J. Burris, General Agent.
Great Falls, Montana 59401
Great Northern Office Bldg., Phone 453-5481,
J. J. Heimes, Assistant General Freight and Passenger Agent.
C. R. Spafford, General Agent.
Great Northern Station, Phone 453-5481, C. R. Nelson, Depot Ticket Agent.
Havre, Montana 49501
G. N. Station, Phone 265-6711,
G. L. Richard, Traveling Freight and Passenger Agent.
Depot Ticket Agent.
Helena, Montana 59601
G. N. Station, Phone 442-0010, L. L. Flynn, Agent.
Kalispell, Montana 59901
G. N. Freight Station, Phone 756-3756,
V. Z. Clarke, General Agent.
G. N. Passenger Station, Phone 756-3157, G. L. Brennan, Depot Ticket Agent.
Kansas City, Missouri 64105
815 Dwight Bldg., Phone Victor 2-3852,
O. W. Pierce, General Agent, Passenger Department.
C. L. Hand, General Agent, Freight Department.
Klamath Falls, Oregon 97601
G. N. Station, Phone Tuxedo 4-4101, E. W. Carter, General Agent.
Longview, Washington 98632
1453 Broadway, Phone Hamilton 3-9210, B. H. Past, City Ticket Agent.
Los Angeles, California 90014
Room 517, Five Ten West Sixth St. Bldg., Phone Madison 9-1473,
T. L. May, Assistant General Freight Agent.
C. V. Paulson, Traveling Freight and Passenger Agent.
Milwaukee, Wisconsin 53203
1314 Majestic Bldg., Phone Broadway 1-1753,
J. W. Petrick, General Agent.
C. D. Peret, Traveling Freight and Passenger Agent.
Minneapolis, Minnesota 55402
101 South 7th St. at Marquette, Phone 333-1267,
R. W. Greenman, General Agent, Passenger Department.
T. F. Taff, City Passenger Agent.
G. N. Passenger Station, (55401), Phone Federal 3-0124,
Owen E. Herman, Depot Ticket Agent.
Great Northern Passenger Station, Room 218, Phone 332-4517,
R. L. Wyatt, General Freight Agent.
Minot, North Dakota 58701
G. N. Station, Phone Temple 2-1121,
W. F. Hoffman, General Agent.
A. G. Luetzen, Depot Ticket Agent.
Nelson, B. C.
557 Ward St., Phone 352-5626,
R. A. Munro, City Freight and Passenger Agent.
New Westminster, B. C.
G. N. Station, Phone Lakeview 6-3696, F. E. Whisenand, Depot Ticket Agent.
New York, New York 10020
Room 212, 630 Fifth Avenue, Rockefeller Center, Phone Circle 5-8328,
J. L. Tierney, General Agent, Passenger Department.
H. Walter Heyer, District Passenger Agent.
T. F. Dowd, City Passenger Agent.
233 Broadway, (10007), Phone Cortlandt 7-3252,
M. A. Unger, General Agent, Freight Department.
Oakland, California 94612
915 Financial Center Bldg., 405 14th Street, Phone 832-7672,
R. F. Anderson, General Agent.
Charles G. Alexander, District Freight and Passenger Agent.
Philadelphia, Pennsylvania 19103
311 Transportation Center Bldg., 17th & Market Sts., Phone Locust 3-3275,
A. J. Hoehn, General Agent.
A. E. Rohmer, District Freight and Passenger Agent.
Pittsburgh, Pennsylvania 15222
1002 Oliver Bldg., Phone Atlantic 1-1541,
M. A. Knos, General Agent.
J. J. Messina, Traveling Freight and Passenger Agent.
Portland, Oregon 97205
607 S. W. Washington St., Pass.: Phone Capitol 3-7273,
D. B. Schultz, General Agent, Passenger Department.
K. C. Clauson, Traveling Passenger Agent.
K. L. Gooding, City Passenger Agent.
1114 Executive Bldg., (97204), Freight: Phone Capitol 3-1146,
R. L. Merklin, General Freight Agent.
P. C. Ivory, General Agent.
Union Station, (97209), Phone Capitol 7-3421, Frank Smith, Depot Ticket Agent.
Renton, Washington 98055
Fourth and Walla Walla, Phone Alpine 5-1471, F. J. Campbell, Agent.
Sacramento, California 95814
223 Forum Bldg., Phone Gilbert 2-3376, R. L. Lamb, General Agent.
St. Louis, Missouri 63102
1321 Boatmen's Bank Bldg., Phone Garfield 1-2956,
R. J. Inhofer, General Agent.
Paul R. Shaw, District Freight and Passenger Agent.

- St. Paul, Minnesota 55102
Wabasha at Fourth Street, Phone Capital 4-5588,
R. E. Osterberg, General Agent, Passenger Department.
David E. Lewis, City Passenger Agent.
Union Depot, (55101), Phone Capital 4-7681, E. P. Bruers, Terminal Agent.
712 Great Northern Bldg., (55101), Phone Capital 4-5588,
W. B. Watkins, Traveling Passenger Agent.
P. F. Shay, Manager, Reservation Bureau.
175 East 4th St.,
E. H. Gruetzman, General Agent Freight Department.
San Francisco, California 94105
Room 407 Monadnock Bldg., 681 Market St.
Arthur L. Scott, Assistant General Passenger Agent.
Phone: Sutter 1-6051,
Room 415 Monadnock Bldg., 681 Market St.
H. D. Morrison, General Agent, Freight Department.
Phone: Yukon 6-1246,
Seattle, Washington 98101
Fourth Ave. at Union St., 1400 4th Ave., Phone Main 4-1900,
S. T. Thorson, General Agent, Passenger Department.
W. E. Wilson, Asst. General Agent, Passenger Department.
W. G. Jeffery, City Passenger Agent.
C. A. Eddy, City Passenger Agent.
King Street Station, (98104), Phone Main 4-1900,
D. J. Riepe, Depot Ticket Agent.
203 Great Northern Bldg., Phone Main 4-1900,
Mark C. Sandstrom, District Passenger Agent.
C. M. Koenigs, Traveling Passenger Agent.
P. J. Adamson, Traveling Passenger Agent.
E. Geraldine Habich, Manager, Reservation Bureau.
201 Great Northern Bldg., Phone Main 4-1900,
J. K. Cutforth, General Agent, Freight Department.
Sidney, Montana 59270
L. C. Sandholm, G. N. Station, Phone 482-1308, Traveling Freight Agent.
Sioux City, Iowa 51101
217 Benson Building, Phone 5-6848,
W. L. Curtis, General Agent.
G. N. Passenger Station, 18th Street & Highway 75 No., Phone 8-2426,
R. F. Shafer, Depot Ticket Agent.
Sioux Falls, South Dakota 57102
G. N. Station, 503 E. 8th Street, Phone 336-2595,
L. E. Moore, General Agent.
503 E. 8th St., Phone 338-1831, D. E. Loe, Depot Ticket Agent.
Spokane, Washington 99204
Davenport Hotel, Phone Madison 4-5141,
Ray L. Du Bois, General Agent, Passenger Department.
G. H. Volland, Traveling Passenger Agent.
S. R. Jansen, City Passenger Agent.
G. N. Freight Station, W. 226 Ferry Ave., (99201), Phone Madison 4-5141,
W. C. Hageman, General Agent, Freight Department.
G. N. Station, Phone Madison 4-5141, L. M. Carroll, Depot Ticket Agent.
Superior, Wisconsin 54881
Union Station, Phone Export 4-7641, G. L. Spaniol, Jr., Depot Ticket Agent.
Tacoma, Washington 98402
116 South Ninth St., Phone Market 7-0113,
Paul Meyers, General Agent.
C. O. Kunert, City Passenger Agent.
Union Station, Phone Market 7-0139, H. M. Nelsen, Depot Ticket Agent.
Toronto, 1, Ont.
709 Royal Bank Bldg., Phone Empire 4-3992,
R. W. Morrison, General Agent.
Vancouver, 1, B. C.
787 W. Georgia St., Phone: Mutual 4-4374,
Harry Clark, General Agent, Passenger Department.
D. W. Teed, City Passenger Agent.
1060 Station St., Zone 4, Phone Mutual 1-5511,
W. G. Harold, General Agent, Freight Department.
J. Lautens, Passenger Station, 1150 Station St., Depot Ticket Agent.
Vancouver, Washington 98660
Phone Oxford 4-5151, G. F. Stenson, Traveling Freight and Passenger Agent.
Victoria, B. C.
734 Yates St., Phone Evergreen 6-6101,
Featherstone Travel Service, Ltd., Agents.
Washington, District of Columbia 20004
321 Nat. Press Bldg., 14th & F. Sts., N. W., Phone Nat. 8-0180,
J. F. Thomann, General Agent.
K. D. Thornton, City Freight and Passenger Agent.
Wenatchee, Washington 98801
Great Northern Office Bldg., Phone Normandy 2-5907,
T. H. Green, General Agent.
Great Northern Station, Phone Normandy 2-5407, E. H. Hunt, Depot Ticket Agent.
Winnipeg, 2, Man.
414 Main St., Phone Whitehall 2-5521,
A. S. McKenzie, General Agent.
Clifford T. Alsop, District Passenger Agent.
Union Station, Main Street at Broadway, Phone Whitehall 6-2364,
J. Lyon, Depot Ticket Agent.
Winston-Salem, North Carolina 27101
633 Reynolds Bldg., Phone Park 2-8421,
L. W. Grote, Traveling Freight Agent.

