

# STAGE AND BOAT CONNECTIONS

To points in Oregon and Washington reached from stations on the Spokane, Portland and Seattle Ry. east of Portland and on Oregon Trunk Ry.

Destination	From	Conveyance	Days	Time	Fare	Free Bge. lbs.
<b>Oregon:</b>						
*Arlington	Roosevelt	Ferry	Daily	Frequent	.50	Hand
		Dayl't hrs.				Hand
Ashwood	Madras	Stage	Ex. Sun.	8:00 AM		
Burns	Bend	Stage	Daily	9:00 AM	3.50	100
Chiloquin	Bend	Train	Daily	7:30 AM	2.53	150
		Stage		1:45 PM	3.25	100
Crescent	Bend	Train	Daily	7:30 AM	1.10	150
		Stage		1:45 PM	1.35	100
Criterion	Maupin	Stage	Daily	10:10 AM	.35	100
		Stage		6:10 PM		
Ft. Klamath	Bend	Stage	Daily	1:45 PM	2.90	100
Fort Rock	Bend	Stage	Ex. Sun.	8:45 AM	2.00	100
Geneva	Culver	Spl.Auto			7.00	
Grandview	Culver	Spl.Auto			5.00	
Grizzly	Madras	Stage	Ex. Sun.	8:00 AM		
Hay Creek	Madras	Stage	Ex. Sun.	8:00 AM		
Klamath Falls	Bend	Train	Daily	7:30 AM	3.17	150
		Stage		1:45 PM	3.65	100
Lakeview	Bend	Stage	Ex. Sun.	8:45 AM	5.00	100
Lamonta	Culver	Spl.Auto			4.00	
La Pine	Bend	Train	Daily	7:30 AM	.69	150
		Stage		1:45 PM	.80	100
		Stage	Ex. Sun.	8:45 AM		
Millican	Bend	Stage	Daily	9:00 AM	.75	100
Mitchell	Redmond	Stage	Tu. Th. Sat	12:35 PM	2.20	
Paisley	Bend	Stage	Ex. Sun.	8:45 AM	3.50	100
Paulina	Prineville	Stage	Daily Ex. Sun.	8:30 AM	2.00	Hand
Post	Prineville	Stage	Daily Ex. Sun.	8:30 AM	1.00	25
Prineville	Redmond	Stage	Daily	10:30 AM	.55	
		Stage		12:35 PM		
		Stage		8:40 PM		
Riley	Bend	Stage	Daily	9:00 AM	3.25	100
Roberts	Prineville	Stage	Mon-Thur	8:30 AM		
Silver Lake	Bend	Stage	Ex. Sun.	8:45 AM	2.50	100
Summer Lake	Bend	Stage	Ex. Sun.	8:45 AM	3.00	100
Supplee	Prineville	Stage	Tues-Fri			
*The Dalles	Northdalles	Ferry	Meets all	Trains	.25	100
Tygh Valley	Maupin	Stage	Daily	8:40 PM	.30	100
Wapinitia Jct.	Maupin	Stage	Daily	10:30 AM	.25	100
		Stage		8:40 AM		
Warm Springs	Madras	Stage	Ex. Sun.	8:00 AM		
<b>Washington:</b>						
Amboy	Vancouver	Stage	Ex. Sun.	7:30 AM	1.00	Hand
		Stage		4:30 PM		
		Stage	Sun.	10:00 AM		
		Stage		7:00 PM		
Appleton	Lyle	Stage	Ex. Sun.	7:00 AM	1.50	Hand
Battle Ground	Vancouver	Stage	Daily	Frequent	.65	Hand
Bickleton	Roosevelt	Stage	Ex. Sun.	Meets train 3 & 4	1.00	Hand
Brush Prairie	Vancouver	Stage	Daily	Frequent	.45	Hand
Cheney	So. Cheney	Passengers	make own	arrangements ①		
Gilmer	Bing-Wh Sal	Stage	Ex. Sun.	12:30 PM	1.00	Hand
Glenwood	Bing-Wh Sal	Stage	Ex. Sun.	1:00 PM	1.50	Hand
Goldendale	Maryhill	Stage Serv	ice Suspend	ed		
Guler	Bing-Wh Sal	Stage	Ex. Sun.	12:30 PM	1.50	Hand
Hanford	Kennewick	Stage	Mo. We. Fri	8:00 AM	1.75	Hand
Hartland	Lyle	Stage	Tu. Th. Sat	1:30 PM	1.00	Hand
Husum	Bing-Wh Sal	Stage	Ex. Sun.	12:30 PM	.50	Hand
LaCenter	Vancouver	Stage	Daily	See Note 1	.45	Hand
Laurel	Bing-Wh Sal	Stage	Ex. Sun.	12:30 PM	1.00	Hand
Liberty Bond	Lyle	Stage	Ex. Sun.	7:00 AM	2.00	Hand
		Stage		AM PM		
Longview	Rainier	Stage	Daily	8:20 2:20	.30	50
		Stage		10:20 4:20		
		Stage		12:20 6:20		
		Stage		7:45		
Orchards	Vancouver	Stage	Daily	Frequent	.20	Hand
Richland	Kennewick	Stage	Mo. We. Fri	8:00 AM	.25	Hand
St. Martin's Spg.	Carson	Auto	Daily	All trains	.50	Hand
Snowdon	Bing-Wh Sal	Stage	Ex. Sun.	8:00 AM	.75	Hand
Trout Lake	Bing-Wh Sal	Stage	Ex. Sun.	12:30 PM	1.50	Hand
White Bluffs	Kennewick	Stage	Mo. We. Fri	8:00 AM	2.00	Hand
Yacolt	Vancouver	Stage	Ex. Sun.	7:30 AM	1.00	Hand
		Stage		4:30 PM		
		Stage	Sun.	10:00 AM		
		Stage		7:00 PM		

Note 1—hourly 7:36 A.M. to 6:36 P.M., incl., 9:36 P. M., 12:36 A.M.  
 ① Phone Main 1271 Cheney for special service.  
 \* Suspend only in case of heavy ice in river.  
 † 7:30 A.M. to 7:15 P.M. ‡ 7:30 A.M. and 4:30 P.M. Ex. Sun.—Except Sundays.  
 x Stage driver may be called by passengers from Trains Nos. 1 and 2. Fare \$1.00.

The information shown above is prepared from the best data obtainable, but it is subject to change without notice and neither service nor rates are guaranteed.

## MATSON LINE TO HONOLULU

S. S. LURLINE, MATSONIA—SAILINGS  
 From San Francisco April 5, 11, 19, 25, May 3, 9, 17, 23, 31.  
 From Los Angeles April 4, 12, 18, 26, May 2, 10, 16, 24, 30.  
 MATSON LINE, 215 MARKET ST. SAN FRANCISCO

Printed in the United States of America. 15


APRIL, 1940

SUBJECT TO CHANGE WITHOUT NOTICE



Spokane, Portland & Seattle Ry.  
 Oregon Trunk Ry.

# TIME TABLES



Bonneville Dam, Columbia River, from Train Windows, S. P. & S. Ry.

# SPOKANE, PORTLAND AND SEATTLE RAILWAY SYSTEM



## TRANSCONTINENTAL TRAIN SERVICE—BETWEEN PORTLAND, SPOKANE AND THE EAST

Eastbound, Read Down					Westbound, Read Up				
Daily No. 4	Daily No. 2	Daily No. 2	One Day Example	Miles	Spokane, Portland and Seattle Railway	Daily No. 1	Daily No. 1	Daily No. 3	
9.00	9.30	9.30	Su.	0	Lv. Portland, Union Station Ar.	7.35	7.35	5.30	
12.05	11.59	11.59	Mo.	106	Ar. Wishram Lv.	4.30	4.30	2.10	
3.08	3.00	3.00	"	231	Ar. Pasco Lv.	1.20	1.20	11.19	
7.39	7.00	7.00	"	378	Ar. Spokane, N. P. Station Lv.			7.30	
			"	380	Ar. Spokane, G. N. Station Lv.	9.45	9.45		
No. 28	No. 2				Great Northern Ry.		No. 1	No. 27	
12.01	8.00	Mo.		380	Lv. Spokane, G. N. Station Ar.	9.30	6.30		
2.18	9 56	"		455	Ar. Sand Point Lv.	4.16	4.16		
3.20	10.39	"		488	" Bonner's Ferry Lv.	3.20	3.20		
10.30	4.45	"		676	" Kalispell Lv.	2.15	10.10		
12.29	6.53	"		678	" Belton Lv.	2.30	10.23		
2.33	8.60	"		734	" Glacier Park Lv.	10.45	6.30		
	11.35	"		905	Ar. Great Falls Lv.	7.15			
	6.55	Tu.		1128	Ar. Billings Lv.	11.30			
5.35	11.15	Mo.		910	Ar. Havre Lv.	8.10	3.30		
9.25	2.50	Tu.		1064	" Glasgow Lv.	4.25	12.15		
5.00	10.25	"		1340	" Minot Lv.	10.50	7.20		
	9.05	"		1548	" Grand Forks Lv.	5.25			
	3.55	"		1573	" Fargo Lv.	3.20	2.40		
11.10	7.20	We.		1838	Ar. Superior Lv.	9.15			
	7.35	"		1843	" Duluth Lv.	9.00			
5.55	10.00	Tu.		1804	Ar. Minneapolis (Hansen Ave. Sta.) Lv.	9.25	9.18		
6.30	10.30	"		1814	Ar. St. Paul (Union Station) Lv.	8.50	8.45		
Zephyr No. 24	Zephyr No. 22	No. 44			Burlington Route		No. 49	No. 49	Zephyr No. 23
4.30	8.25	10.55	Tu.	1814	Lv. St. Paul (Union Station) Ar.	8.30	8.30	9.40	
10.45	2.40	8.40	We.	2245	Ar. Chicago (Union Station) Lv.	11.15	11.15	3.30	
					Burlington Route		No. 43		
		6.55	Tu.	1128	Lv. Billings Ar.	10.40			
		7.00	We.	1855	Ar. Denver Lv.	9.00			
		8.00	We.	2038	Ar. Omaha Lv.	11.15			
		12.50	"	2193	" Kansas City Lv.	7.30			
		9.30	"	2455	Ar. St. Louis Lv.	2.15			

x Stops June 15 to Sept. 15. †Except Sunday. m Stops to discharge passengers from west of Spokane. n Stops to discharge passengers from Portland.

### EASTBOUND EQUIPMENT

No. 2. **Empire Builder.**—AIR CONDITIONED. Observation club car service with barber, valet, bath, library, fountain, radio, etc., standard 8 section, 2 compartment, 1 drawing room, sleeping car Portland to Chicago. Standard 12 section, 1 drawing room sleeping car Portland to Spokane; standard sleeping cars Shelby to Omaha; Edgemont to Denver. Dining car service Spokane to Chicago and Billings to Lincoln. Latest type tourist sleeping car and deluxe coach Portland to Spokane (free pillows) Spokane to Chicago. Coach, Shelby to Kansas City. Coach, Alliance to Denver.

No. 2-28. Observation club car, with barber, valet, bath, library, fountain, radio, etc., standard and latest type tourist sleeping car and coaches (all air conditioned), Portland to Spokane, and non-air conditioned coaches only, Spokane to St. Paul.

No. 4. **Columbia River Express.**—Air conditioned reserved seat coach, cafe, (individual seat 50c) and non air conditioned coach, Portland to Pasco, and via Northern Pacific Railway Pasco to Spokane.

### WESTBOUND EQUIPMENT

No. 1. **Empire Builder.**—AIR CONDITIONED. Observation club car service with barber, valet, bath, library, fountain, radio, etc., standard 8 section, 2 compartment, 1 drawing room, sleeping car Chicago to Portland. Dining cars Chicago and Kansas City to Portland. Latest type tourist sleeping car and de luxe coaches Chicago to Spokane; Kansas City to Shelby, and Spokane to Portland. Standard sleeping cars, Omaha to Shelby; Denver to Alliance. Parlor-lounge and chair cars, St. Louis to Kansas City.

No. 27-1. Non air-conditioned coaches only, St. Paul to Spokane, and air conditioned observation club car with barber, valet, bath, library, fountain, radio, etc. Standard 12 section, 1 drawing room, sleeping car, latest type tourist sleeping car, and de luxe coaches, with free pillows, Spokane to Portland.

No. 3. **Columbia River Express.**—Air conditioned reserved seat coach cafe, (individual seat 50c) and non air conditioned coach, Spokane to Pasco via Northern Pacific Ry. and Pasco to Portland via S. P. & S. Ry.

**EMPIRE BUILDER AND NORTH COAST LIMITED ARE COMPLETELY AIR CONDITIONED**

Eastbound, Read Down					Westbound, Read Up				
Daily No. 4	Daily No. 2	Daily No. 2	One Day Example	Miles	Spokane, Portland and Seattle Railway	Daily No. 1	Daily No. 1	Daily No. 3	
9.00	9.30	9.30	Su.	0	Lv. Portland, Union Station Ar.	7.35	7.35	5.30	
12.05	11.59	11.59	Mo.	106	Ar. Wishram Lv.	4.30	4.30	2.10	
3.08	3.00	3.00	"	231	Ar. Pasco Lv.	1.20	1.20	11.19	
7.39	7.00	7.00	"	378	Ar. Spokane, G. N. Station Lv.	9.45	9.45		
			"	380	Ar. Spokane, N. P. Station Lv.	9.10	9.10	7.30	
No. 4	No. 2				Northern Pacific Ry.		No. 1	No. 3	
9.00	8.20	Mo.		378	Lv. Spokane (N. P. Station) Ar.	8.50	5.25		
11.10	9.55	"		446	Ar. Sand Point Lv.	7.07	3.31		
6.15	2.35	"		687	" Missoula Lv.	3.10	10.50		
10.35	6.20	"		759	" Helena Lv.	6.55	7.15		
10.25	6.20	"		761	" Butte Lv.	12.30	3.48		
2.03	9.30	"		857	" Bozeman Lv.	9.20	7.15		
3.05	10.30	"		883	" Livingston Lv.	8.20	2.55		
10.15	10.15	Tu.		937	Ar. Gardiner (Yel. Nat'l Pk.) Lv.	11.15	11.15		
6.05	12.50	Tu.		998	Ar. Billings Lv.	5.35	11.40		
8.40	11.10	"		1137	" Miles City Lv.	1.51	7.28		
12.25	6.49	"		1216	" Glendive Lv.	11.57	5.20		
12.20	8.15	"		1330	" Dickinson Lv.	9.25	2.23		
6.53	11.53	"		1445	" Bismarck Lv.	7.31	11.48		
8.35	1.54	"		1539	" Jamestown Lv.	6.12	8.47		
11.30	4.03	"		1630	" Fargo Lv.	2.50	5.51		
8.24	10.54	Tu.		1886	Ar. Superior Lv.	8.05	7.42		
8.40	11.10	"		1890	" Duluth Lv.	7.50	7.30		
7.10	10.12	Tu.		1880	Ar. Minneapolis (Henn. Ave. Sta.) Lv.	9.10	11.05		
7.45	10.45	"		1890	Ar. St. Paul (Union Station) Lv.	8.35	10.15		



SPOKANE, PORTLAND AND SEATTLE RAILWAY SYSTEM

OREGON TRUNK RY.

Pacific Time

PORTLAND - WISHRAM - PASCO - SPOKANE TRAINS

Eastbound, Read Down

Westbound, Read Up

Table with columns for No. 2 Daily, No. 4 Daily, Elva., Miles, and train names like PORTLAND ("City of Roses"), Union Station, East St. Johns, etc.

PORTLAND - REDMOND - BEND TRAINS

Read Down, Read Up

Table with columns for No. 2 Daily, Miles, Spokane, Portland and Seattle Railway, Elevation, and No. 1 Daily.

EQUIPMENT BETWEEN PORTLAND and BEND. Trains Nos. 2-102 and 1-103. Standard 14 section D. R. sleeping cars leave Portland Sun., Tues. and Thurs. for Bend; leave Bend Mon., Wed. and Fri. for Portland.

CONNECTION AT BEND FOR KLAMATH FALLS. See schedule of Great Northern Ry. on page 6.

LYLE - KLICKITAT - GOLDENDALE TRAINS

Table with columns for No. 220 Daily ex. Sat., Miles, S. P. & S. Ry., Elevation, and No. 221 Daily ex. Sat.

Ex. Sat. denotes daily except Saturdays. Ex. Sun. denotes daily except Sunday. Equipment, coaches.

EQUIPMENT - BETWEEN PORTLAND AND SPOKANE. Over-Night Limited. Trains Nos. 1 and 2. All regularly assigned cars are air-conditioned. Observation-club cars with barber, bath, valet, periodicals, fountain, radio, etc., standard 12 section, 1 drawing room and 8 section, 2 compartment, 1 drawing room sleeping cars, latest type tourist sleeping cars, and de luxe coaches with lounges for women and men, and individual, reclining seats, porter and free pillows.

For Special Stops on Nos. 1 and 2. See left column, page 3, and under "References" below. References: a Will stop on signal to discharge revenue passengers from Spokane. b Will stop on signal to receive revenue passengers for Bingen-White Salmon, Vancouver and Portland. c Will stop on signal to receive revenue passengers for Vancouver and Portland. f Stop on signal. g Will stop on signal to discharge revenue passengers from Portland and Vancouver. h Will stop to discharge revenue passengers from Portland, Vancouver and Bingen-White Salmon. k Stops daily except Sunday. t Telegraph stations. N.A.C. Non air-conditioned.

SPOKANE, PORTLAND AND SEATTLE RAILWAY SYSTEM



PORTLAND - ST. HELENS RAINIER - ASTORIA - CLATSOP BEACH TRAINS

Westbound-Read Down, Eastbound-Read Up

Table with columns for No. 23 Daily, No. 21 Daily, Miles, S. P. & S. Ry. Pacific Time, No. 22 Daily, No. 24 Daily.

TRAIN EQUIPMENT

Nos. 21 and 24, carry observation-reserved seat coaches and coaches between Portland, Astoria and Seaside. Nos. 23 and 22, carry coaches and smoking cars daily, and observation reserved seat-coaches on No. 23 Fridays, Saturdays and Sundays, and No. 22 Saturdays, Sundays and Mondays. Cafe dining service in reserved seat coaches on Nos. 21, 22, 23, 24 where shown above, seat fare 30c between Portland and Astoria, Gearhart and Seaside.

ANYTHING goes top-speed by convenient RAILWAY EXPRESS. Complete, nation-wide service. Low cost. Merely phone RAILWAY EXPRESS AGENCY INC. 1839-A CENTURY OF SERVICE-1939

OREGON ELECTRIC RY. PORTLAND-SALEM-ALBANY-EUGENE

Table with columns for Miles, Portland, Garden Home, Tigard, Tualatin, Wilsonville, Donald, Broadacres, West Woodburn, St. Louis, Quinaby, Chemawa, Salem, Orville, Albany, Harrisburg, Junction City, Eugene.


GREAT NORTHERN RY. BEND, KLAMATH FALLS, BIEBER

Table with columns for Daily Mix'd M., Gt. Northern Ry., Daily Mix'd Ar, Lv, Ar, Lv.

UNITED RAILWAYS

Table with columns for Miles, Portland, 10th & Hoyt St. Sta., Linnton, Burlington, Rockton, Valle Vista, Bowers Jct., Helvetia, Connell, Lincoln, North Plains, Christie, Wilkesboro, Banks, Davies, Manning, Buxton, Tophill, McPherson, Vernonia, Keasey.

RESPONSIBILITY. Not Responsible - The Spokane, Portland and Seattle Railway Company is not responsible for errors in time tables, inconvenience or damage resulting from delayed trains or failure to make connections; schedules herein are subject to change without notice.



Giants of the Rails on the Empire Builder and North Coast Limited

These great, fast, powerful locomotives have recently been placed on the runs of the overnight limited trains of the Spokane, Portland and Seattle Railway between Portland and Spokane, in the through Portland-St. Paul-Chicago service of the famous North Coast Limited via the Northern Pacific Railway and the Empire Builder via the Great Northern Railway.

They embody every feature of superiority in motive power known to the famous Baldwin builder. A few dimensions will be of interest and show something of their size, elements for power and speed. Length of engine and tender, 107 feet; weight 865,520 lbs.; diameter of driving wheels, 77 inches, boiler, 88 inches; steam pressure, 260 pounds per square inch; tractive power, 69,800 pounds; capacity of tender, 20,000 gallons of water, 6,000 of fuel oil; cylinders, 28 by 31 inches; all axles have roller bearings.



SPOKANE, PORTLAND AND SEATTLE RAILWAY SYSTEM CONNECTIONS AT PORTLAND

PORTLAND - PUGET SOUND - BRITISH COLUMBIA NORTHERN PACIFIC RY. - GREAT NORTHERN RY. - UNION PACIFIC R. R.

Table with columns for Northbound-Read Down and Southbound-Read Up, listing routes to Vancouver, Kelso, Castle Rock, South Bend, Chehalis, Aberdeen, Hoquiam, Tacoma, Seattle, Everett, Bellingham, and Vancouver, B.C.

SPokane, Portland & Seattle Transp'n Co. Motor Stages. Portland-Astoria-Clatsop Beach. Via Lower Columbia River Highway. Portland Stage terminal S.W. 6th Ave. and Taylor St. Phone ATwater 5171.

Additional stages leave Portland at 10:15 A.M. exc. Sun. (to St. Helens), 2:45 P.M. (to Clatskanie), 6:15 P.M., 11:00 P.M. daily and 9:45 P.M. Sun. (to St. Helens). Also leave St. Helens 7:30 A.M. exc. Sun., Clatskanie 7:35 A.M., St. Helens 2:00 P.M. and 6:35 P.M. daily for Portland.

Table for Via New Wolf Creek Highway, Read Down and Read Up, listing routes to Portland, Hillsboro, Forest Grove, Timber, Necanicum, Cannon Beach Jct., Seaside, Gearhart, and Astoria.

Note—No tickets are sold locally in the zones Portland to Bear Creek Camp, and Elsie to Seaside. REGULAR INTRASTATE TICKETS BETWEEN COMMON POINTS ARE HONORED ON STAGES OR TRAIN

CLATSOP BEACH SEASIDE - GEARHART PACIFIC OCEAN. WONDERFUL ALL-YEAR SEASHORE RESORT. Surrounded by evergreen forests and a background of mountains, Clatsop Beach has every facility for the pleasure and recreation of visitors—golf courses, fishing, amusement places, sea foods, pure water, good hotels, restaurants, cottages, and camps.

Light face figures denote A. M. time. Bold face figure denotes P. M. time. Ar. Arrive. Lv. Leave. / Stop on Signal.

SOUTHERN PACIFIC COMPANY

Table for Southern Pacific Company, Southbound, Read Down, All trains daily. TO CALIFORNIA. Miles, 19, 23, 329, 17, 15. Routes include Eugene, Klamath Falls, Cottage Grove, Roseburg, Grants Pass, Medford, Ashland, Sacramento, Oakland (16th St.), Oakland Pier, San Francisco, and Los Angeles.

EQUIPMENT OF TRAINS

Train 23. Cascade.—(All Air Conditioned). Lounge observation car, standard sleepers with sections, drawing rooms, compartments and double bedrooms, and dining car, Portland to San Francisco. First class tickets required. Train 15. West Coast.—(All Air Conditioned). Lounge sleeping car, standard 10 section, 1 drawing room, 2 compartment sleeping car, tourist sleeping car, reclining chair car, dining car and coach, Portland to Los Angeles.

SAN FRANCISCO—LOS ANGELES—COAST LINE

Table for San Francisco-Los Angeles-Coast Line, listing routes to San Francisco, San Jose, Del Monte, Paso Robles, San Luis Obispo, Santa Barbara, and Los Angeles.

SAN FRANCISCO—LOS ANGELES—VALLEY LINE

Table for San Francisco-Los Angeles-Valley Line, listing routes to San Francisco, Oakland Pier, Fresno, Bakersfield, and Los Angeles.

UNION PACIFIC RAILROAD

Table for Union Pacific Railroad, Read Down and Read Up, listing routes to Portland, Hood River, The Dalles, Pendleton, Baker, Payette, Ontario, Nampa, Boise, Pocatello, Ogden, Salt Lake, Cheyenne, and Denver.

Light face figures denote A.M. time. Bold face figures denote P.M. time. Ar. Arrive. Lv. Leave. / Stop on signal.

SPOKANE, PORTLAND AND SEATTLE RAILWAY SYSTEM



CONNECTIONS AT SPOKANE AND PASCO

Large table showing connections at Spokane and Pasco for Northern Pacific, Great Northern Ry., and Northern Pacific West of Pasco. Includes routes to Portland, Spokane, and various regional destinations.

SAFETY FIRST—friendliness too!

Visit California THIS SPRING. Enjoy the delights of the season in California, and of trips on trains of the S. P. & S. Ry., Spokane to Portland, and Southern Pacific Co. south of Portland, with speed and comfort in coaches, tourist and standard sleeping cars. DELIGHTFUL TRAIN TRIPS between PORTLAND and SPOKANE. Along the Columbia and Snake Rivers and Through the Heart of the Cascade Range.

Light face figures denote A.M. time. Bold face figures denote P.M. time. Ar. Arrive. Lv. Leave. / Stop on signal.



# SPOKANE, PORTLAND AND SEATTLE RAILWAY SYSTEM

## Sleeping, Parlor Car and Reserved Seat Fares

For information only. Subject to change without notice.

BETWEEN AND	PORTLAND		SPOKANE		Table basis for determining charges for Standard and Tourist Upper Berths, Drawing Rooms and Compartments				
	Seat	Lower Standard	Berth Tourist	Lower Standard	Berth Tourist	Where Lower Berth rate is	Upper Berth rate will be	Drawing Room rate will be	Compartment rate will be
Astoria..... Ore.	\$ .30								
Bend..... Ore.		\$ 2.65							
Butte..... Mont.		7.65	\$ 4.20	\$ 4.75	\$ 2.65	\$ 1.35	\$ 1.00		
Bingen-Wb. Salmon-Wb. Boston..... Mass.		22.85		20.25	2.10	1.60	1.60	\$ 7.35	\$ 6.30
Bozeman..... Mont.		6.85	3.70	3.95	2.10	2.40	1.80	8.40	6.85
Buffalo..... N. Y.		20.25		17.85		2.65	2.00	9.45	7.35
Butte..... Mont.		6.05	3.15	3.15	1.60	2.90	2.20	10.50	8.40
Camas..... Wash.	\$ .15			2.90	1.60	3.15	2.40	11.55	8.95
Chicago..... Ill.		16.55	8.70	13.95	7.35	3.95	3.00	14.70	11.05
Cincinnati..... Ohio		18.40		15.75		4.20	3.20	14.70	12.10
Cleveland..... Ohio		18.90		16.55		4.50	3.40	15.75	12.60
Denver..... Colo.		11.05		10.25		4.75	3.60	16.80	13.65
Detroit..... Mich.		18.40		15.75		5.25	4.00	19.95	14.70
Duluth..... Minn.		13.95		11.55		6.05	5.55	21.00	15.75
Eugene..... Ore.		.70	2.10	7.65	5.25	2.90	5.80	4.40	16.30
Fargo..... N. D.		12.35	6.30	9.45	4.75	6.05	4.60	22.05	17.35
Gardiner..... Mont.		7.35		4.50		6.85	5.20	24.15	19.45
Glacier Park..... Mont.		5.80	3.15	2.90	1.60	7.10	5.40	26.20	19.95
Grants Pass..... Ore.	1.60	2.65	1.35	5.80	2.90	7.35	5.60	26.25	21.00
Great Falls..... Mont.		7.35		4.20		7.65	5.80	27.30	21.55
Havre..... Mont.		7.35		4.50	2.40	8.70	6.60	30.45	24.70
Helena..... Mont.		6.05	3.15	3.15	1.60	8.95	6.80	31.50	25.20
Kansas City..... Mo.		13.95	7.35	12.10	6.05	9.45	7.20	33.60	26.80
Klamath Falls..... Ore.	1.70	2.65	1.35	5.80	3.15	10.25	7.80	36.75	28.95
Livingston..... Mont.		7.10	3.95	4.20	2.40	11.05	8.40	38.85	31.00
Los Angeles..... Calif.		8.70	4.50	11.85	6.05	11.55	8.80	40.95	32.55
Louisville..... Ky.		18.40		15.75		11.85	9.00	42.00	33.10
Lyle..... Wash.	* .20			2.65	1.35	12.10	9.20	43.05	34.15
Medford..... Ore.	1.75	2.65	1.60	5.80	3.15	12.35	9.40	44.10	34.65
Minneapolis..... Minn.		13.95	7.65	11.55	6.05	13.40	10.20	47.25	37.80
Missoula..... Mont.		5.25	2.90	2.65	1.35	13.95	10.60	49.35	39.40
New Orleans..... La.		19.95	10.50	18.40		15.75	12.00	55.65	44.10
New York..... N. Y.		22.85		20.25		16.55	12.60	58.80	46.75
Oakland..... Calif.		5.80	3.15	8.95	4.75	17.10	13.00	59.85	47.80
Omaha..... Neb.		13.95		11.55		17.85	13.60	63.00	50.40
Pasco..... Wash.	* .35	2.65	1.35	2.10	1.35	18.40	14.00	65.10	51.45
Philadelphia..... Pa.		22.05		19.70		18.90	14.40	66.15	53.05
Pittsburgh..... Pa.		19.70		17.10		19.70	15.00	69.30	55.15
Pittsburgh..... Ore.				3.15	1.60	19.95	15.20	70.35	56.20
Portland..... Ore.		2.40	1.35	5.55	2.90	20.25	15.40	71.40	56.70
Roseburg..... Ore.	1.05	15.75		13.40		22.05	16.80	77.70	61.95
St. Louis..... Mo.									
St. Paul..... Minn.		13.95	7.65	11.55	6.05	22.85	17.40	80.85	64.05
Sacramento..... Calif.		5.55	2.90	8.70	4.50				
San Antonio..... Texas		18.40		9.45					
San Francisco..... Calif.		5.80	3.15	8.95	4.75				
Seaside..... Ore.		.30							
Seattle..... Wash.	1.05	2.65	1.35	3.15	1.60				
Spokane..... Wash.	* .50	3.15	1.60						
Stevenson..... Wash.	* .20			2.65	1.60				
Tacoma..... Wash.	.80	2.65	1.35	3.15	1.60				
Vancouver..... Wash.	* .15			3.15	1.60				
Washington..... D. C.		22.05		19.70					
Wishram..... Wash.	* .25	2.10	1.35	2.65	1.35				

\* Reserved Seat Coach fares on day trains.

Through cars not operated in all trains; fare applies for continuous trip via direct connections. A compartment is a private room with lower and upper berths and toilet; a drawing room has a divan berth in addition. Occupancy of a drawing room requires 1 1/4 adult rail tickets, or their equivalent; requirement for compartment, one such ticket between S. P. & S. G. N. N. P. and connections. 1 1/10 between certain other lines; requirement for section, one such ticket.

**BAGGAGE IN SLEEPING CARS.**—Hand baggage in sleeping cars in restricted to what may conveniently be placed in berth or at seat occupied by passengers. All baggage should be marked with name and permanent address of owner.

**GENERAL OFFICES**  
EXECUTIVE DEPARTMENT  
1110 American Bank Building  
**FREIGHT AND PASSENGER TRAFFIC DEPARTMENTS**  
1101 American Bank Building  
S. W. Morrison Street, between Broadway and S. W. Sixth Avenue  
**OPERATING DEPARTMENT**  
N. W. Eleventh Avenue and N. W. Hoyt Street  
**PORTLAND, OREGON**

**OFFICERS**  
F. J. GAVIN, President, St. Paul, Minn.  
C. E. DENNEY, Vice-President, St. Paul, Minn.  
THOMAS BALMER, Assistant to President, Portland, Oregon

**OPERATING DEPARTMENT**  
R. A. McCANDLESS, General Manager, Portland, Oregon  
M. C. LABERTEW, Superintendent, Portland, Oregon  
A. J. WITCHEL, Assistant Superintendent, Portland, Oregon

**PASSENGER AND FREIGHT TRAFFIC DEPARTMENTS**  
R. H. CROZIER, General Passenger Agent, Portland, Oregon  
R. W. PICKARD, General Freight Agent, Portland, Oregon  
G. L. WILLIAMS, Assistant to General Passenger Agent, Portland, Oregon  
J. M. BALLINGALL, Assistant to General Freight Agent, Portland, Oregon  
KENNETH C. MILLER, Agricultural and Livestock Agent, Portland, Oregon

**Representatives**  
ALBANY, ORE., H. C. REEVES (Phone M. 291), Agent, O. E. Ry. Sta.  
ASTORIA, ORE., J. C. WRIGHT, General Agent  
Telephone 113, S. P. & S. Ry. Station, 20th and Commercial Sts.

BEND, ORE., J. CONDRA (Phone 454), Agent, Union Station  
EUGENE, ORE., G. C. PENDERGAST (Phone 438) Trav. Frt. & Pass. Agt.  
HILLSBORO, ORE., S. A. SEXSMITH (Phone 140), Agent, O. E. Ry. Sta.  
JUNCTION CITY, ORE., L. SHERMAN (Phone M. 541), Agt., O. E. Ry. Sta.  
LOS ANGELES, CAL., L. W. MALLORY (Phone M. 382), Agt., O. E. Ry. Sta.

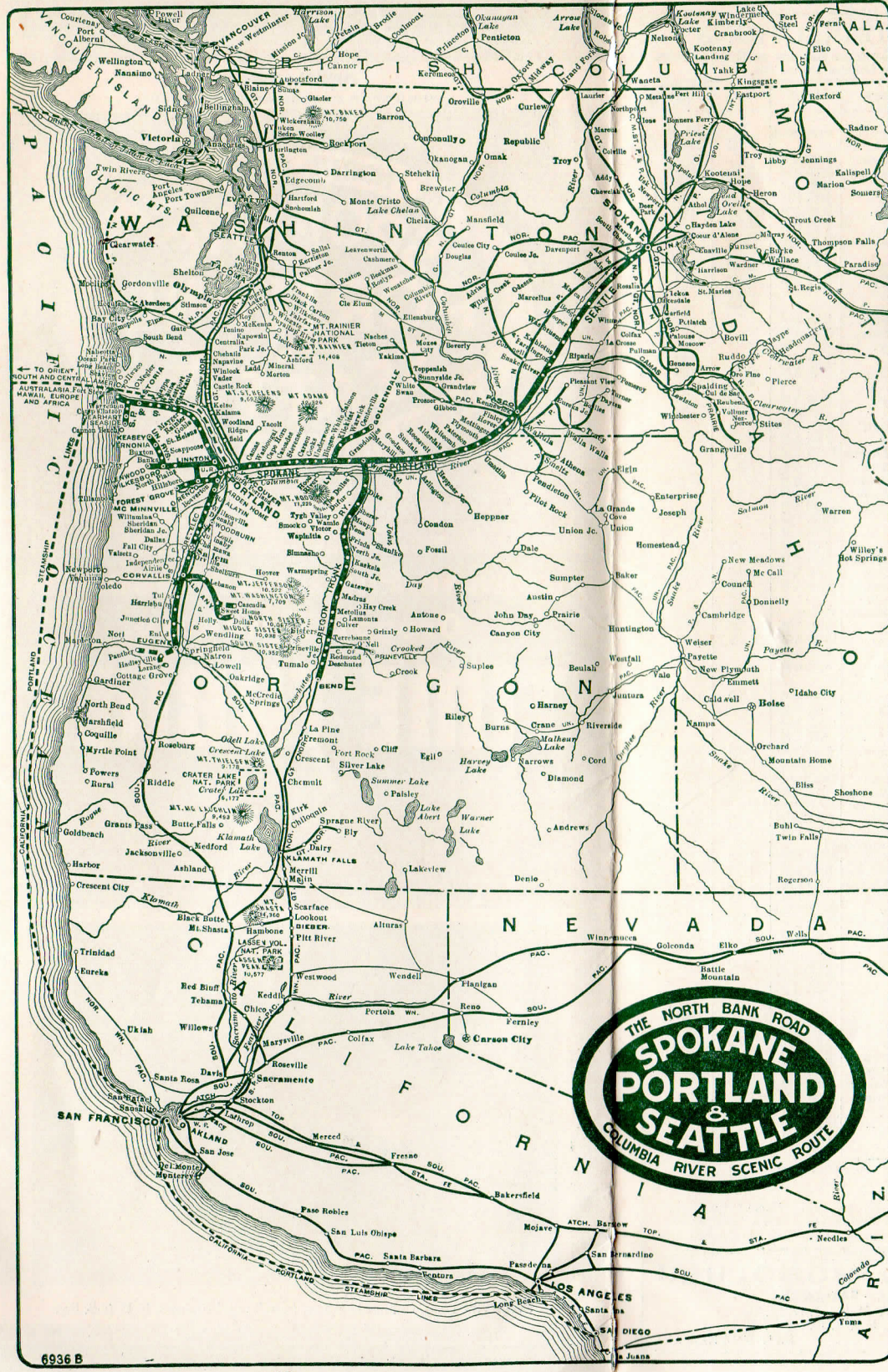
Northern Pacific Railway, Associated Realty Bldg., Phone Trinity 2322  
J. C. SPRACKLIN, General Agent  
J. E. BEATTY, City Freight & Pass. Agent  
D. F. WALKER, Traveling Freight & Passenger Agent  
Great Northern Railway, 605 Central Bldg., Phone Vandike 1201  
W. E. McCORMICK, General Agent  
S. L. WILLIAMS, City Passenger Agent  
H. D. HANSCOM, Trav. Freight & Pass. Agent

PORTLAND, ORE., F. J. McSHATKO, City Ticket Agent  
Consolidated Ticket Office, S. W. Broadway and Morrison St. Telephone BRy. 5631  
J. L. MILLER, Ticket Agent, Union Station, Foot of N. W. 6th Avenue, Telephone Broadway 3421  
J. C. MOORE, General Agent, Freight Department  
G. F. EHLEN, Traffic Representative  
J. T. HARDY, Trav. Freight and Pass. Agent  
R. E. MEATS, City Freight Agent  
C. J. LIVINGSTON, City Passenger Agent  
H. SHEEDY, Local Freight Agent, N. W. 11th and Hoyt, Phone ATwater 9111.

1101 American Bank Building  
Phone ATwater 9111  
REDMOND, ORE., G. W. SEXSMITH (Phone 13), Agt., Union Station  
ST. HELENS, ORE., R. A. OLSON (Phone 58), Agent, S. P. & S. Station  
SALEM, ORE., E. B. NELSON (Phone 4763), O. E. Ry. Freight Depot  
SAN FRANCISCO, CAL., Great Northern Railway, 679 Market Street, Phone Sutter 6051  
A. L. SCOTT, General Agent, Passenger Dept.  
F. E. HOWELL, Traveling Passenger Agent  
M. C. SANDSTROM, City Ticket Agent  
757 Monadnock Bldg. Phone Douglas 3892  
G. F. HARDY, General Freight Agent  
G. A. SORRELL, General Agent, Freight Dept.  
Northern Pacific Railway, 657 Market St. (Palace Hotel), Phone Sutter 1078.  
R. J. TOZER, General Agent  
H. E. PETERSON, City Passenger Agent  
W. T. CONKLING, Traveling Passenger Agent  
DANIEL TINNEY, Traveling Freight Agent  
W. R. GLANVILLE, Traveling Freight Agent  
ROLAND HAACK, City Ticket Agent  
C. O. BUTLER (Phone 45), Agent, S. P. & S. Ry. Sta.  
H. W. SHELDON, General Agent, 925 Old National Bank Building, Phone Main 4238.  
E. F. BAIRD, City Passenger and Ticket Agent, Sprague Ave. and Wall St. Phone Main 5321.  
R. C. MURPHY, City Passenger and Ticket Agent, Davenport Hotel, Phone Main 6141.  
H. W. GREEN, Ticket Agent, Gt. Nor. Ry. Station  
T. A. BRADY, Ticket Agent, Nor. Pac. Ry. Station  
H. M. LABERTEW, Agent (Phone 571), S. P. & S. Ry. Sta.  
W. R. EMERSON (Phone 733), S. P. & S. Ry. Station

SEASIDE, ORE., C. O. BUTLER (Phone 45), Agent, S. P. & S. Ry. Sta.  
SPOKANE, WASH., H. W. SHELDON, General Agent, 925 Old National Bank Building, Phone Main 4238.  
E. F. BAIRD, City Passenger and Ticket Agent, Sprague Ave. and Wall St. Phone Main 5321.  
R. C. MURPHY, City Passenger and Ticket Agent, Davenport Hotel, Phone Main 6141.  
H. W. GREEN, Ticket Agent, Gt. Nor. Ry. Station  
T. A. BRADY, Ticket Agent, Nor. Pac. Ry. Station  
H. M. LABERTEW, Agent (Phone 571), S. P. & S. Ry. Sta.  
W. R. EMERSON (Phone 733), S. P. & S. Ry. Station

**PASSENGER STATIONS**  
PORTLAND, ORE., S. P. & S. Ry., Union Station, Foot of Sixth Avenue.  
SPOKANE, WASH., Great Northern Station, Trains Nos. 1 and 2.  
Northern Pacific Station, Nor. Pac. trains Nos. 5 and 4, connecting at Pasco with S. P. & S. trains Nos. 3 and 4.




## THE DAY TRIP

Between  
**PORTLAND AND SPOKANE**  
on the  
**COLUMBIA RIVER EXPRESS**

Between Portland and Pasco, via S. P. & S. Ry., and directly connecting trains between Pasco and Spokane via Northern Pacific Ry., with similar service.

### NEW AIR-CONDITIONED RESERVED SEAT COACHES WITH CAFE SERVICE

This is the only day train service between these important cities and assures comfort, pleasure and economy through a fascinating country.



### Reserved Seats

Reserved seats (50c) are of the latest individual, adjustable type, and passengers may enjoy many club features, including observation section, magazines, card table, writing desk, etc., with the dining room for sixteen guests, offering a generous range of menu at moderate prices.



### Dining Room

This trip is one of the most interesting in the West—Mt. Hood and others of the Cascade Range, alongside view of the great Bonneville dam, two crossings of the Columbia river with a panorama of 220 miles along its north bank, with forests, waterfalls, etc.



### Observation Section

Schedules of these trains and of the night limited trains are shown on page 3, and fares on page 10.