

GREAT NORTHERN RAILWAY GENERAL OFFICES

NEW YORK, NEW YORK 10005
40 Wall Street
(Financial Office)

175 EAST 4th ST., ST. PAUL, MINNESOTA 55101
Telephone 224-5588 (Area Code 612)

SEATTLE, WASHINGTON 98104
(Operating) King St. Station.
SEATTLE, WASHINGTON 98101
(Traffic) Great Northern Bldg.
Fourth Ave. at Union St.

TRAFFIC DEPARTMENT OFFICERS

C. E. FINLEY, Vice President

A. C. BERG, Asst. to Vice President

E. M. BRADY, Passenger Traffic Manager St. Paul, Minn.
R. J. CLASS, Assistant Passenger Traffic Manager St. Paul, Minn.
F. L. STRECKER, Assistant Passenger Traffic Manager St. Paul, Minn.
D. B. SCHULTZ, Assistant General Passenger Agent St. Paul, Minn.

Passenger Traffic

G. M. FRENCH, General Passenger Agent Chicago, Ill.
S. T. THORSON, Assistant General Passenger Agent Seattle, Wash.
J. L. HEIMES, Assistant General Freight and Passenger Agent Great Falls, Mont.
E. H. BECKFORD, Assistant to Passenger Traffic Manager St. Paul, Minn.

V. P. BROWN, Assistant Vice President St. Paul, Minn.
G. D. JOHNSON, General Freight Traffic Mgr.—Sales and Service St. Paul, Minn.
E. W. BERGSTROM, Asst. Genl. Frt. Trf. Mgr.—Rates and Divisions St. Paul, Minn.
V. A. OPSAHL, Asst. to Genl. Frt. Trf. Mgr.—Sales and Service St. Paul, Minn.
R. W. WEST, Western Traffic Manager Seattle, Wash.
G. W. STONE, Freight Traffic Manager San Francisco, Cal.
A. H. ENGELHART, Freight Traffic Manager—Sales and Service St. Paul, Minn.
J. F. FALLON, Freight Traffic Manager—Rates and Divisions St. Paul, Minn.
T. P. HELLER, Freight Traffic Manager St. Paul, Minn.
D. M. EICHTEN, Assistant Freight Traffic Mgr.—Rates and Divisions St. Paul, Minn.
J. F. DEXTER, Administrative Officer—Rates and Divisions St. Paul, Minn.
A. T. SIMS, Traffic Manager New York, N. Y.
E. F. MCGUIRE, Assistant Western Traffic Manager Seattle, Wash.
R. P. REED, Assistant Freight Traffic Manager—Sales and Service St. Paul, Minn.
K. G. HEIMBACH, Director, Truck and T.O.F.C. Sales St. Paul, Minn.
F. J. LOUGHNEY, Assistant Freight Traffic Manager Chicago, Ill.
R. L. MERKLIN, General Freight Agent Seattle, Wash.

Freight Traffic

M. H. GREENLEAF, General Freight Agent St. Paul, Minn.
F. P. McCARTY, General Freight Agent St. Paul, Minn.
G. W. PLOUDRE, General Freight Agent Seattle, Wash.
A. N. TEIN, General Freight Agent—Rates and Divisions St. Paul, Minn.
W. C. HAGEMAN, General Freight Agent Minneapolis, Minn.
J. K. CUTFORTH, General Freight Agent Portland, Ore.
R. J. STRECKER, General Freight Agent—Rates and Divisions Seattle, Wash.
J. J. HEIMES, Assistant General Freight and Passenger Agent Great Falls, Mont.
M. V. SCHOONOVER, Assistant General Freight Agent Duluth, Minn.
N. A. SAVAGE, Assistant General Freight Agent St. Paul, Minn.
J. E. CASEY, Assistant General Freight Agent St. Paul, Minn.
C. J. HOCKADAY, Assistant General Freight Agent Seattle, Wash.
T. L. MAY, Assistant General Freight Agent Los Angeles, Cal.
J. F. GERMSCHEID, General Livestock Agent St. Paul, Minn.
C. J. EHRKE, Commerce Agent St. Paul, Minn.
M. H. KARL, Commerce Agent St. Paul, Minn.

Foreign Department

W. E. MURRAY, General Agent Chicago, Ill.
327 South La Salle Bldg.

D. R. PRAVITZ, Export-Import Agent Seattle, Wash.

Industrial and Agricultural Development Department

E. N. DUNCAN, Director St. Paul, Minn.
R. C. WENTZ, Assistant Director, Industrial Development St. Paul, Minn.
W. L. TILTON, Industrial Development Agent St. Paul, Minn.
B. D. RASMUSSEN, Industrial and Agricultural Development Agent St. Paul, Minn.
A. L. NELSON, Industrial and Agricultural Development Agent St. Paul, Minn.
N. BLAZOVICH, Assistant to Director St. Paul, Minn.

C. E. JARRETT, Western Development Agent Seattle, Wash.
D. A. COWLES, Industrial Development Agent Seattle, Wash.
O. A. WIFFIN, Asst. to Industrial Development Agent Seattle, Wash.
E. H. THOMAS, Industrial and Agricultural Development Agent Great Falls, Mont.
E. M. GREGORY, Industrial and Agricultural Development Agent Fargo, N. D.

Mineral Research and Development Department

R. A. WATSON, Director St. Paul, Minn.
H. E. REED, Asst. Director Seattle, Wash.
T. P. WOLLENZIEN, Geologist Williston, N. D.

D. S. GLEASON, Metallurgist St. Paul, Minn.
E. C. BREDESON, Chemical Engineer St. Paul, Minn.

Mail, Baggage and Express Traffic

H. R. LAVIK, Manager, Mail, Baggage and Express Traffic St. Paul, Minn.
J. A. VOELLER, District Mail, Baggage and Express Agent St. Paul, Minn.

M. A. WAGNER, District Mail, Baggage and Express Agent Seattle, Wash.

Public Relations—Advertising Department

C. W. MOORE, Exec. Asst., Public Relations—Advertising St. Paul, Minn.

J. M. HAGEN, Advertising Manager St. Paul, Minn.

PASSENGER AND FREIGHT OFFICES

Atlanta, Georgia 30303
1207 Atlanta Federal Savings Bldg., 22 Marietta St., Phone Jackson 5-1711,
E. J. Kubicki General Agent.

Bellingham, Washington 98225
Great Northern Station,
L. W. Larson, Phone 734-2110 General Agent.
R. D. Ely, Phone 734-7830 Depot Ticket Agent.

Billings, Montana 59101
301 Electric Bldg., Phone 259-5541,
H. E. Johnson General Agent.

Boston, Massachusetts 02116
Room 7, Little Bldg., 80 Boylston St., Phone Liberty 2-1406
H. E. Evans General Agent.
J. P. Connolly New England Freight and Pass. Agent.

Bremerton, Washington 98310
Doug Fox Travel Service, 236 First Street, Phone Essex 7-3791, Agents.

Buffalo, New York 14203
620 Ellicott Square Bldg., Phone TL-4-1020,
R. A. Cory General Agent.
Paul A. Callanan City Freight and Passenger Agent.

Butte, Montana 59701
G. N. Passenger Station, 818 So. Arizona Street
R. R. Hunter, Phone 792-2366 General Agent.
E. A. Farrington, Phone 792-8660 Ticket Agent.

Chicago, Illinois 60602
80 East Madison St., Phone WEBster 9-2944,
Graham M. French General Passenger Agent.
R. F. Schwelm District Passenger Agent.
Hugh L. Gibson District Passenger Agent.
E. D. Whittemore Assistant General Agent.
R. J. Buster City Passenger Agent.
J. O. Pendleton City Passenger Agent.
327 South La Salle Bldg., (60604) WEBster 9-2944,
F. J. Loughney Asst. Freight Traffic Manager.
W. E. Murray General Agent.

Cincinnati, Ohio 45202
1008 Tri-State Bldg., Phone 621-3643
B. J. Shriner General Agent.
E. J. Cornelius Traveling Freight and Passenger Agent.

Cleveland, Ohio 44115
1437 Union Commerce Bldg., Phone Cherry 1-7137,
J. E. Burns General Agent.
J. N. Supple District Freight and Passenger Agent.

Dallas, Texas 75201
1525 Kirby Bldg., Phone Riverside 8-3276, R. J. McBride General Agent.

Denver, Colorado 80202
604 Railway Exchange Bldg., Phone 623-3148, H. T. McBride General Agent.

Des Moines, Iowa 50309
305 Equitable Bldg., Phone 243-7025,
W. H. Pfister District Passenger Agent.
L. W. Nelson General Agent, Freight Department.

Detroit, Michigan 48226
796 LaFayette Bldg., 149 Michigan Ave., Phone 962-8398,
A. L. Strom General Agent.
W. E. Myles District Freight and Passenger Agent.

Duluth, Minnesota 55802
309 Alworth Bldg., Phone 727-6805,
A. D. Michel City Passenger Agent.
M. V. Schoonover Assistant General Freight Agent.
Union Depot, Phone 722-3517, S. L. Hudson Depot Ticket Agent.

Edmonds, Washington 98020
G. N. Passenger Station, Phone Prospect 8-2411
R. W. File Depot Ticket Agent.

Edmonton, Alberta
511 Revillon Building, Phone Garden 4-4426,
S. V. Yates Traveling Freight Agent.

Eugene, Oregon 97401
115 Roberts Bldg., 338 West 11th Ave., Telephone 342-3318,
B. E. Waugh General Agent.

Everett, Washington 98201
Freight and Passenger Station, 2900 Bond Street, Phone ALpine 9-7231,
C. L. Carlson General Agent.
Passenger Station, Bond St., Phone ALpine 9-6153,
L. J. Dierkissing Depot Ticket Agent.

Fargo, North Dakota 58102
Great Northern Station, Phone 235-6614,
L. J. Eret General Agent.
O. Strandvold Depot Ticket Agent.

CONTINUED ON INSIDE BACK COVER

PASSENGER TRAIN SCHEDULES BETWEEN CHICAGO AND THE PACIFIC NORTHWEST



EFFECTIVE
Oct. 31, 1965 thru April 23, 1966
WESTERN STAR

PASSENGER TRAIN SCHEDULES BETWEEN CHICAGO AND THE PACIFIC NORTHWEST



EFFECTIVE
Oct. 31, 1965 thru April 23, 1966
EMPIRE BUILDER



ALL SCHEDULES
SHOWN IN
STANDARD TIME



RAIL TRAVEL CARDS

QUICK AND EASY "CHARGE IT" SERVICE
Your personal introduction wherever you travel!

Whether you travel for pleasure or business, you'll find a Rail Travel Credit Card convenient, easy-to-use, and there's no service charge.

Use your Rail Travel Card at all Great Northern ticket offices for rail and Pullman transportation, on trains for food and beverages.

FOR COMPLETE INFORMATION
and application form
WRITE
RAIL TRAVEL CREDIT AGENCY
436 Union Station,
Chicago, Illinois 60606

TABLE OF CONTENTS

Altitude of Stations.....	2 and 3	Map—Great Northern System and Connections.....	14 and 15
Baggage Handling Information.....	26	Passenger Train Schedules—Detailed.....	6 thru 13
Bus Schedules (connecting service).....	16 and 17	Rail—Credit Plan.....	2 and 23
Condensed Schedules of Principal Passenger Trains.....	4 and 5	Railroad and Pullman Fares: One-way and Round-Trip Rail Fares.....	21 and 22
Connecting Rail Lines.....	18, 19 and 20	Pullman Sleeping Car Fares.....	23 and 24
Equipment of Passenger Trains.....	25	Parlor Car and Pullman Seat Fares.....	23
Free Baggage Cart Service.....	22	Coach Seat Charge—(Empire Builder).....	24
Passenger Information.....	26	Rent-A-Car Service.....	10 and 19
Great Northern Passenger and Freight Traffic Offices and Representatives.....	27 and 28	Time Zones.....	26
Index to Stations.....	2 and 3	Transfer Service in Chicago.....	19

SUGGESTIONS TO HELP YOU READ THIS TIME FOLDER

Locate your destination in STATION INDEX contained on pages 2 and 3. The numbers shown opposite each station indicate the TIME TABLES in which the train service to each station is shown. Numbers shown opposite station names in certain time tables, as, for example, "Duluth 16, 19" refer to other time tables which show connecting or additional train service to such stations.

Time from 12:01 midnight to 12:00 noon is shown by LIGHT FACE figures; time from 12:01 noon to 12:00 midnight by BOLD FACE figures. Connecting line train and bus schedules appear on pages 13, 16, 17, 18, 19 and 20.

STATIONS IN THIS INDEX APPEAR IN TIME TABLES PRINTED IN THIS FOLDER, BUT DO NOT COMPRISE ALL THE GREAT NORTHERN RAILWAY STATIONS. Mixed train branch line service is not shown in this folder. For these schedules, consult the nearest Great Northern Agent or the Official Guide.

Table No.	Altitudes	Table No.	Altitudes	Table No.	Altitudes	Table No.	Altitudes	Table No.	Altitudes
A									
Acme, Mont.....	7 3617	Barnesville, Minn.....	2 3 1025	Battle View, N. D.....	5 1534	Bellingham, Wash.....	11 15	Belt, Mont.....	18 3574
Albany, Minn.....	2 1201	Battle View, N. D.....	5 1534	Bellingham, Wash.....	11 15	Belt, Mont.....	18 3574	Benge, Wash.....	13 1471
Albany, Ore.....	15	Bellvue, Minn.....	19 1351	Bemidji, Minn.....	19 1351	Bena, Minn.....	19 1311	Bend, Wash.....	13 1471
Alderdale, Wash.....	13	Berlin, Minn.....	19 1351	Berrien, Wash.....	13 351	Berthold, N. D.....	4 5 2089	Berthold, N. D.....	4 5 2089
Alexandria, Minn.....	2 1390	Berthold, N. D.....	4 5 2089	Berwick, N. D.....	5 1484	Bethel, Minn.....	16 31	Bethel, Minn.....	16 31
Amber, Wash.....	13	Bethel, Minn.....	16 31	Bethel, Minn.....	16 31	Bethel, Minn.....	16 31	Bethel, Minn.....	16 31
Andover, Minn.....	16 889	Bethel, Minn.....	16 31	Bethel, Minn.....	16 31	Bethel, Minn.....	16 31	Bethel, Minn.....	16 31
Angus, Minn.....	3 875	Bethel, Minn.....	16 31	Bethel, Minn.....	16 31	Bethel, Minn.....	16 31	Bethel, Minn.....	16 31
Antelope, Mont.....	21 2047	Bethel, Minn.....	16 31	Bethel, Minn.....	16 31	Bethel, Minn.....	16 31	Bethel, Minn.....	16 31
Argusville, N. D.....	2 889	Bethel, Minn.....	16 31	Bethel, Minn.....	16 31	Bethel, Minn.....	16 31	Bethel, Minn.....	16 31
Argyle, Minn.....	3 850	Bethel, Minn.....	16 31	Bethel, Minn.....	16 31	Bethel, Minn.....	16 31	Bethel, Minn.....	16 31
Armington, Mont.....	18 3557	Bethel, Minn.....	16 31	Bethel, Minn.....	16 31	Bethel, Minn.....	16 31	Bethel, Minn.....	16 31
Arvilla, N. D.....	5 1019	Bethel, Minn.....	16 31	Bethel, Minn.....	16 31	Bethel, Minn.....	16 31	Bethel, Minn.....	16 31
Asbury, Minn.....	19 1045	Bethel, Minn.....	16 31	Bethel, Minn.....	16 31	Bethel, Minn.....	16 31	Bethel, Minn.....	16 31
Ashtand, Ore.....	15	Bethel, Minn.....	16 31	Bethel, Minn.....	16 31	Bethel, Minn.....	16 31	Bethel, Minn.....	16 31
Askov, Minn.....	18 1163	Bethel, Minn.....	16 31	Bethel, Minn.....	16 31	Bethel, Minn.....	16 31	Bethel, Minn.....	16 31
Atwater, Minn.....	1 1222	Bethel, Minn.....	16 31	Bethel, Minn.....	16 31	Bethel, Minn.....	16 31	Bethel, Minn.....	16 31
Auburn, Wash.....	12 100	Bethel, Minn.....	16 31	Bethel, Minn.....	16 31	Bethel, Minn.....	16 31	Bethel, Minn.....	16 31
Aurora, Ill.....	2 650	Bethel, Minn.....	16 31	Bethel, Minn.....	16 31	Bethel, Minn.....	16 31	Bethel, Minn.....	16 31
Avery, Wash.....	1 1132	Bethel, Minn.....	16 31	Bethel, Minn.....	16 31	Bethel, Minn.....	16 31	Bethel, Minn.....	16 31
Avon, Minn.....	2 1132	Bethel, Minn.....	16 31	Bethel, Minn.....	16 31	Bethel, Minn.....	16 31	Bethel, Minn.....	16 31
Aylmer, N. D.....	4 1582	Bethel, Minn.....	16 31	Bethel, Minn.....	16 31	Bethel, Minn.....	16 31	Bethel, Minn.....	16 31
B		C		D		E		F	
Bagley, Minn.....	19 1446	Camas, Wash.....	13 46	Dalton, Minn.....	2 1352	East Dubuque, Ill.....	1 613	Fairchild, Wash.....	10 2454
Bainville, Mont.....	6 21 1962	Cambridge, Minn.....	9 964	Dant, Ore.....	14	East Olympia, Wash.....	12	Fergus Falls, Minn.....	2 1196
Baker, Minn.....	2 942	Cambden, Wash.....	9 1916	Darwin, Minn.....	1 1136	East St. Johns, Ore.....	13 1028	Ferndale, Wash.....	11 36
		Campbell, Minn.....	1 988	Dassel, Minn.....	1 1090	E. Grand Forks, Minn.....	19 836	Fields, Mont.....	18 3344
		Carlisle, Minn.....	2 1230	Deer Park, Wash.....	25 2118			Fife, Mont.....	18 3616
		Carlton, Wash.....	23	Deer River, Minn.....	19 2194			Finley, Wash.....	13 352
				DeGraff, Minn.....	1 1064			Fisher, Minn.....	19 856
				Delano, Minn.....	1 947			Flaxville, Mont.....	21 2786
				Denbigh, N. D.....	5 1516			Floodwood, Minn.....	19 1257
				Denver, Colo.....	18 5179			Florence, Minn.....	7 3726
				Deschutes, Ore.....	14			Flowerlee, Mont.....	9 2955
				Des Moines, Ia.....	4 5 1932			Fort Benton, Mont.....	6 2373
				Devils Lake, N. D.....	5 1466			Fort Buford, N. D.....	6 1947
				Devon, Mont.....	6 3114			Fort Wright, Wash.....	10 1860
				Dike, Ore.....	14			Fosston, Minn.....	19 1298
				Dodge, Mont.....	6 2291			Fowler, Mont.....	7 3156
				Donaldson, Minn.....	3 831			Foxboro, Wis.....	16 924
				Dorsey, Mont.....	18 4111			Frazier, Mont.....	6 2068
				Dover, N. D.....	5 1512			Freeport, Minn.....	2 1240
				Dryden, Wash.....	10 948			Fresno, Mont.....	6 2690
				Duluth, Minn.....	16 610			Froid, Mont.....	21 2026
				Dundas, N. D.....	4 1531				
				Dunkirk, Mont.....	6 3304				
				Duquoin, Ill.....	15				
				Duquesne, Minn.....	11 1149				
				Dutton, Mont.....	7 3716				

Table No.	Altitudes	Table No.	Altitudes	Table No.	Altitudes	Table No.	Altitudes
E		F		G		H	
Edmonds, Wash.....	10 11 9	Fairchild, Wash.....	10 2454	Galata, Mont.....	6 3096	Halloack, Minn.....	3 820
Edwall, Wash.....	20 2327	Fergus Falls, Minn.....	2 1196	Gardner, N. D.....	2 891	Halstad, Minn.....	2 870
Eldred, Minn.....	20 868	Ferndale, Wash.....	11 36	Garfield, Wash.....	24 2469	Hancock, Minn.....	1 1152
Elmira, Idaho.....	9 1512	Fields, Mont.....	18 3344	Gateway, Ore.....	14		
Emerado, N. D.....	5 907	Fife, Mont.....	18 3616	Genoa, N. D.....	4 1599		
Emerson, Minn.....	3 791	Finley, Wash.....	13 352	Georgetown, Minn.....	20 884		
Emerson, Minn.....	3 791	Fisher, Minn.....	19 856	Gerber, Mont.....	18 3380		
English, Wash.....	11 125	Flaxville, Mont.....	21 2786	Geyser, Mont.....	18 4159		
Ephrata, Wash.....	10 1276	Floodwood, Minn.....	19 1257	Glacier Park, Mont.....	6 2832		
Epings, N. D.....	4 2224	Florence, Minn.....	7 3726	Glasgow, Mont.....	8 4806		
Erskine, Minn.....	19 1201	Flowerlee, Mont.....	9 2955	Glenfield, N. D.....	4 1502		
Espanola, Wash.....	10 2392	Fort Benton, Mont.....	6 2373	Glenfield, N. D.....	4 1502		
Essex, Mont.....	8 3871	Fort Buford, N. D.....	6 1947	Gold Bar, Wash.....	10 190		
Ethridge, Mont.....	8 3539	Fort Wright, Wash.....	10 1860	Goodnoe, Wash.....	13		
Euclid, Minn.....	3 895	Fosston, Minn.....	19 1298	Grace City, N. D.....	4 1516		
Eureka, Mont.....	9 2571	Fowler, Mont.....	7 3156	Grand Coulee Dam.....	Page 17		
Everett, Wash.....	10 11 39	Foxboro, Wis.....	16 924	Grand Forks, N. D.....	25 19		
		Frazier, Mont.....	6 2068	Grand Harbor, N. D.....	5 1458		
		Freeport, Minn.....	2 1240	Grand Rapids, Minn.....	19 1289		
		Fresno, Mont.....	6 2690	Grandy, Minn.....	16 934		
		Froid, Mont.....	21 2026	Grants Pass, Ore.....	15		
				Granville, N. D.....	5 1513		
				Grasston, Minn.....	16 961		
				Great Falls, Mont.....	7, 17, 18 3330		
				Groto, Wash.....	10 852		
				Grove City, Minn.....	1 1196		
				Guthrie, N. D.....	4 1589		

Incomparable EMPIRE BUILDER

Detailed Schedules Begin on Page 6, Table 1

Table with columns for West—Read Down, Miles, Central Standard Time, Empire Builder 31 Daily, and East—Read Up. Includes routes like Burlington Route and Great Northern Railway.

COACH SEAT CHARGE ON GREAT NORTHERN
*Conditional stop. See Tables 6 and 8.
Westbound Empire Builder and Western Star will stop to discharge revenue passengers.

For connections to and from California see Table 15.

WESTERN STAR

Detailed Schedules Begin on Pages 6 and 7, Tables 1 and 2
West—Read Down East—Read Up

Table with columns for Western Star 47 Daily, Central Standard Time, Western Star 48 Daily, C.B.&Q. Zephyr 24 Daily, and Example by days. Includes routes like Burlington Route and Great Northern Railway.

*The Western Star stops at Glacier Park and Belton, eastern and western rail entrances to Glacier National Park, mid June thru mid September.
f—Flag stop for revenue passengers.
@—Thursday AM arrival—based on example by days at right-hand column.

The RED RIVER

BETWEEN ST. PAUL-MINNEAPOLIS-FARGO
Detailed Schedule on Pages 6 and 7, Table 1 and 2

Table with columns for 11 Daily, Central Standard Time, and 14 Daily. Includes routes like St. Paul, Minneapolis, and Fargo.

The WINNIPEG LIMITED
BETWEEN ST. PAUL-MINNEAPOLIS-WINNIPEG

Detailed Schedule on Page 7, Tables 2 and 3

Table with columns for 7 Daily, Central Standard Time, and 8 Daily. Includes routes like St. Paul, Minneapolis, and Winnipeg.

PACIFIC COAST LINE TRAINS
BETWEEN SEATTLE, TACOMA AND PORTLAND

Table with columns for U.P. 458 Daily, N.P. 408 Daily, G.N. 460 Daily, Pacific Standard Time, U.P. 457 Daily, G.N. 459 Daily, N.P. 407 Daily, and Union Station. Includes routes like Seattle, Tacoma, and Portland.

The GOPHER AND THE BADGER

BETWEEN ST. PAUL-MINNEAPOLIS-SUPERIOR-DULUTH
Detailed Schedule on Page 16, Table 16

Table with columns for Gopher 20 Daily, Badger 24 Daily, Central Standard Time, Badger 23 Daily, and Gopher 19 Daily. Includes routes like St. Paul, Minneapolis, and Duluth.

The INTERNATIONALS
BETWEEN VANCOUVER, B. C., AND SEATTLE, WASH.

Detailed Schedule on Page 12, Table 11

Table with columns for Streamlined Internationals 360 Daily, Pacific Standard Time, Streamlined Internationals 358 Daily, 357 Daily, and 359 Daily. Includes routes like Seattle, Edmonds, and Vancouver.

TRAINS 3 and 4

BETWEEN ST. PAUL-MINNEAPOLIS-MINOT AND HAVRE-GREAT FALLS-SHELBY

Table with columns for C.B.&Q. 47 Daily, Central Standard Time, C.B.&Q. 48 Daily, Burlington Route, Great Northern Railway, and Mountain Standard Time. Includes routes like St. Paul, Minneapolis, and Havre.

f—Flag stop for revenue passengers.
*Conditional stop.
Equipment for trains on this page shown on page 25.

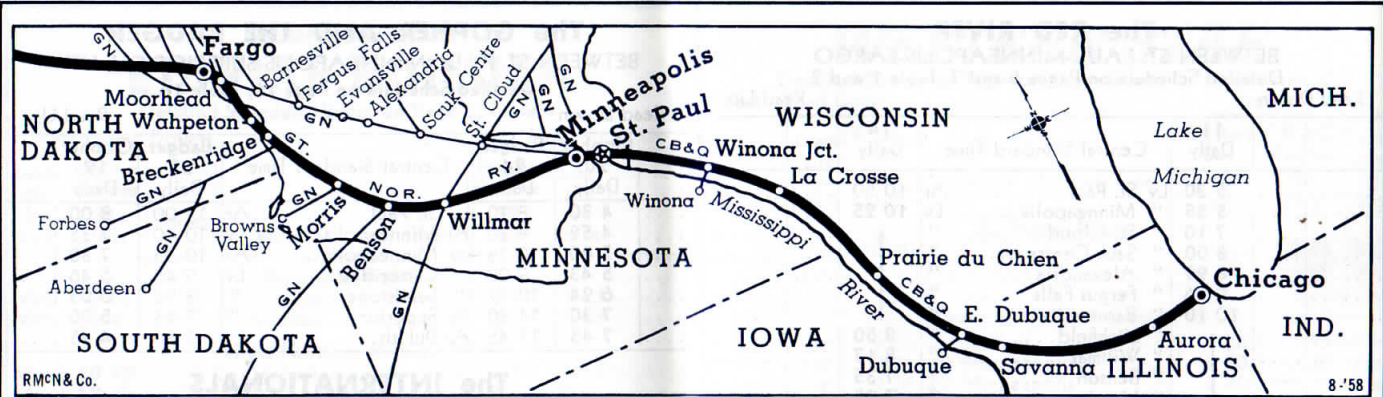


Table 1: Train schedule for Westbound and Eastbound routes. Includes columns for train names (The Western Star, Empire Builder, C.B.&Q. Zephyr), departure/arrival times, and miles from Chicago and St. Paul. Includes a legend for symbols like 'f' for flag stop and 'g' for revenue passengers.

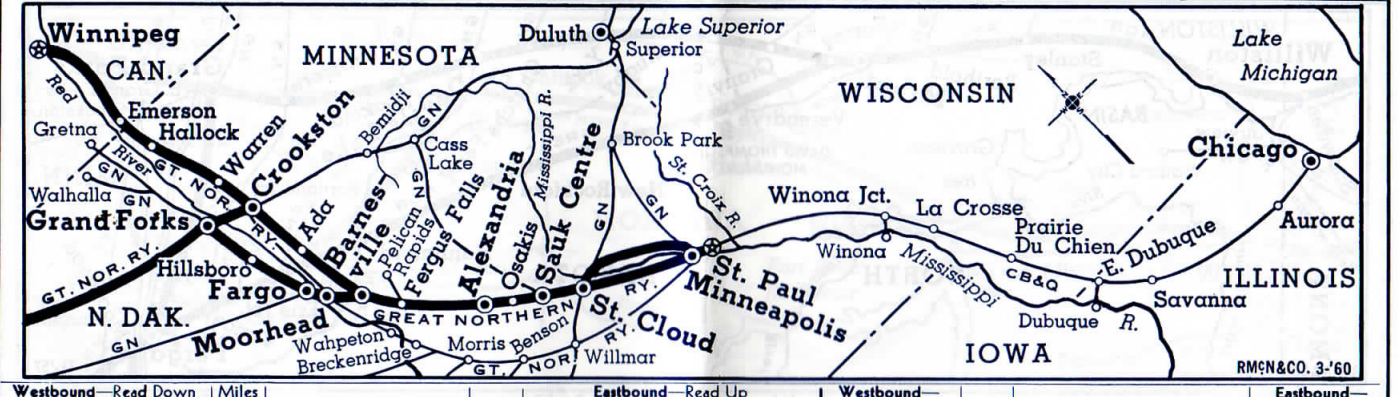


Table 2 and Table 3: Train schedules for routes via St. Cloud and St. Paul. Includes columns for train names (Burlington Route, Great Northern Ry., Dakotan), departure/arrival times, and miles from St. Paul and Seattle. Includes a legend for symbols like 'f' for flag stop and 'c' for conditional stop.

24 BLACKFOOT INDIAN PORTRAITS IN NEW FULL-COLOR PORTFOLIO

Carefully selected from famous paintings by the late Winold Reiss. Vividly portray the dress the character of this great tribe on 9"x12" sheets suitable for framing. Portfolio includes 12-page Blackfoot tribal history by Dr. Claude E. Schaeffer, noted authority on American Indians - - - \$2.00

ST. PAUL BOOK & STATIONERY CO. Corner Sixth & Cedar • St. Paul, Minnesota 55101

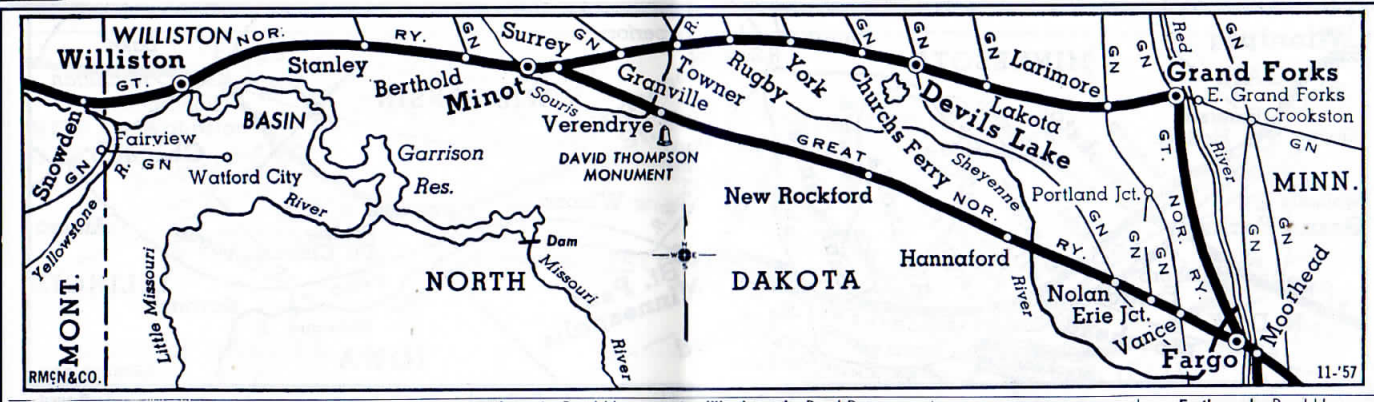


Table with 4 main sections: TABLE 4 (Westbound—Read Down), TABLE 5 (Eastbound—Read Up), TABLE 6 (Westbound—Read Down), and TABLE 7 (Eastbound—Read Up). Includes station names, mileages, and times.

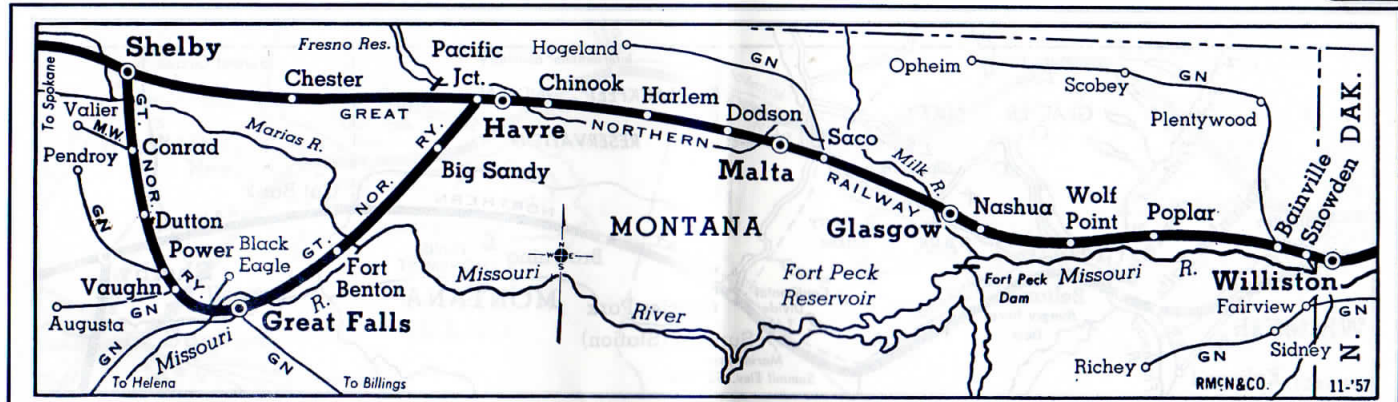
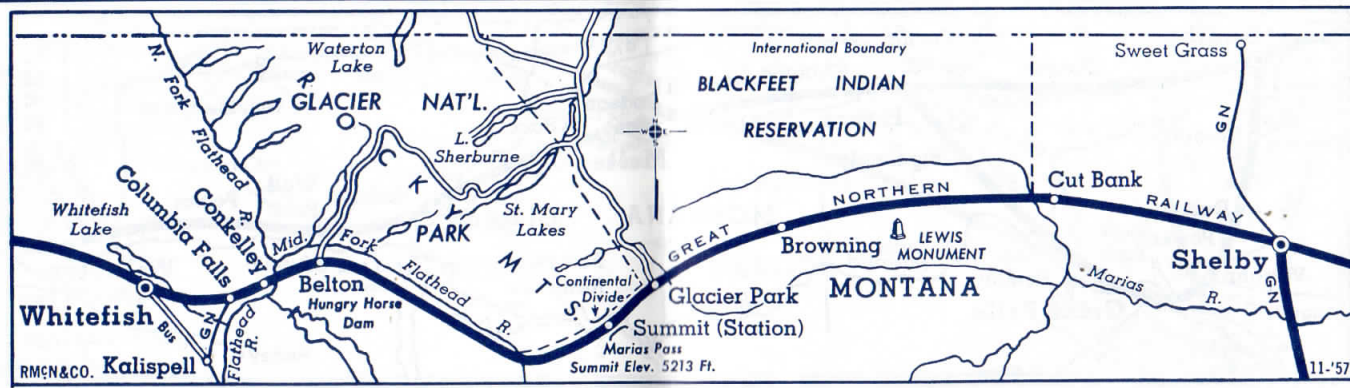


Table with 4 main sections: TABLE 6 (Westbound—Read Down), TABLE 7 (Eastbound—Read Up), TABLE 8 (Westbound—Read Down), and TABLE 9 (Eastbound—Read Up). Includes station names, mileages, and times.

Time from 12:01 midnight to 12:00 noon shown in light face type, time from 12:01 noon to 12:00 midnight shown in heavy face type.

Time from 12:01 midnight to 12:00 noon shown in light face type, time from 12:01 noon to 12:00 midnight shown in heavy face type.



FUN? See GLACIER National Park in the Montana Rockies WESTERN STAR stops daily Mid-June thru Mid-September each way Between Chicago and Seattle-Portland

Westbound—Read Down				Eastbound—Read Up			
Western Star	Empire Builder	Miles from St. Paul		Miles from Seattle	Empire Builder	Western Star	
27 Daily	31 Daily		TABLE 8 Mountain Standard Time	32 Daily	28 Daily		
5 10	3 25	1028	Lv Shelby 6, 7 (Oil fields north)	754	10 03	6 28	
5 40	4 03	1041	" Ethridge	741			
5 45	4 03	1052	Ar Cut Bank (County Seat) (Center of Oil Fields)	730	9 30	6 00	
		1052	Lv Cut Bank	730	9 30	5 55	
		1062	" Sundance	720			
		1079	" Blackfoot (Chief Mtn. to northwest)	703			
		1086	" Brownings (Blackfeet Indian Agency)	696		5 12	
		1092	" Triple Divide	690			
f 6 49		1100	Ar Glacier Park (Glacier Park Lodge)	682		f 4 35	
		1102	Lv Bison	680			
		1105	" Rising Wolf	677			
		1112	" Summit (Continental Divide, John F. Stevens Statue)	670			
		1118	" Blacktail (Horseshoe Curve)	664			
		1126	" Nimrod (Flathead River)	656			
f 7 45		1130	" Pinnacles (Scalpack Mtn.)	652		f 3 34	
		1135	" Pinnacle (Mt. St. Nicholas 9,385 ft.)	647			
		1142	" Red Eagle	636			
f 8 27		1156	Ar Belton (Belton Gateway) (Lake McDonald Hotel)	626		f 2 50	
		1164	" Coram (Hungry Horse Dam)	618		f 2 37	
f 8 38		1169	" Conkelly	613			
8 54		1171	" Columbia Falls	611		2 25	
9 05	7 05	1179	Ar Whitefish 9 (Whitefish Lake)	603	6 10	2 10	

f—Flag stop for revenue passengers.
 a—Stops to receive or discharge revenue passengers from Williston and east and Spokane and west where trains 31 and 32 are scheduled to stop.
 b—Stops at Glacier Park and Belton to receive or discharge revenue passengers. Have and east or Spokane and west where scheduled to stop.
 c—Stops to receive or discharge revenue passengers from Williston and east and Spokane and west where trains 31 and 32 are scheduled to stop.
 d—Schedules for connecting bus service between Whitefish and Kalispell, Montana, shown below.
 *—Western Star only stops at Glacier Park and Belton daily during park season Mid June through Mid September.

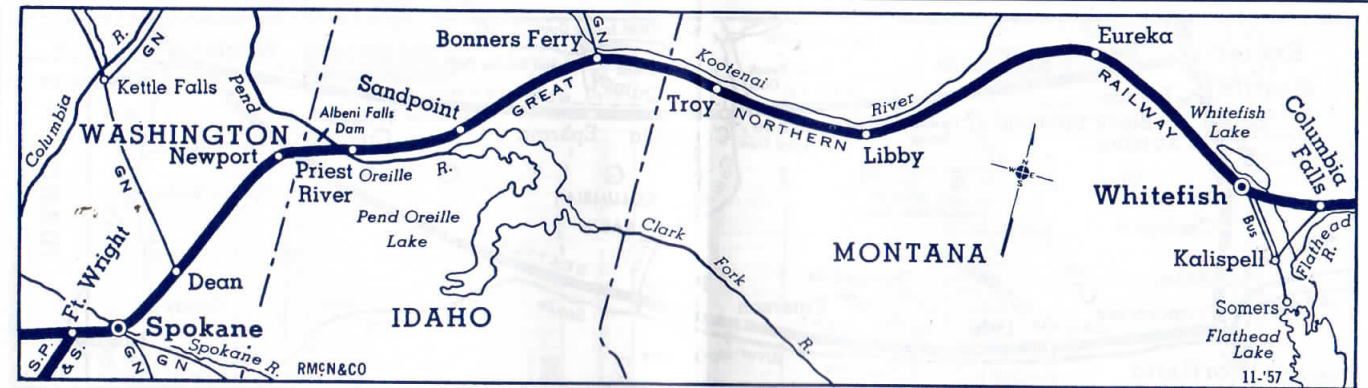
BUS SERVICE BETWEEN WHITEFISH AND KALISPELL, MONTANA

Southbound—Read Down					Northbound—Read Up				
				Miles					
7 20	2 15	9 25	6 15	0	Lv Whitefish	Ar 5 55	8 55	1 45	7 00
7 55	2 50	10 00	6 50	13	Ar Kalispell	Lv 5 20	8 20	1 10	6 25

More people by far...use **HERTZ** Rent a car **Take the train—rent a HERTZ car there!**

Ski... THE BIG MOUNTAIN at Whitefish, Montana
 Choose your action 20 minutes from trackside—a 3-mile dash from the top to a short schuss on the beginners' hill. Over 20 miles of open slopes and trails—lifts totaling nearly 3,500 vertical feet handle more than 1,200 skiers per hour. In-town, Lodge or Chalet lodging.
Go Great! Go Fast! Go Direct!
 Incomparable Empire Builder and Western Star

Time from 12:01 midnight to 12:00 noon shown in light face type; time from 12:01 noon to 12:00 midnight shown in heavy face type.



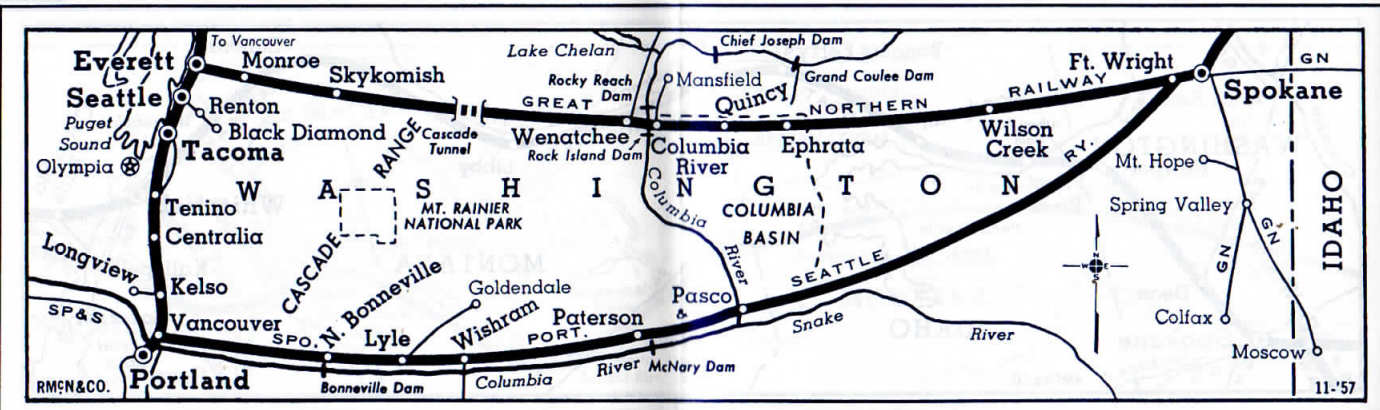
STATION MAIL BOXES
 For Your Convenience
 Listed below are stations where U. S. mail (drop letter) boxes are conveniently located. Each passing mail train picks up mail from these boxes.
 Stations starred (*) have separate boxes for east and westbound mail.
 Alexandria, Minn.
 Benson, Minn.
 *Breckenridge, Minn.
 Ephrata, Wash.
 Everett, Wash. (On Upper Level)
 *Fargo, N. D.
 *Fergus Falls, Minn.
 *Glacier Park, Mont. (In Park Season)
 *Grand Forks, N. D.
 Great Falls, Mont.
 Hallock, Minn.
 *Havre, Mont.
 Litchfield, Minn.
 *Minot, N. D.
 Moorhead, Minn.
 Morris, Minn.
 *New Rockford, N. D.
 St. Cloud, Minn.
 Sauk Centre, Minn.
 Seattle, Wash.
 *Shelby, Mont.
 Spokane, Wash.
 Stephen, Minn.
 Warren, Minn.
 *Wenatchee, Wash.
 *Whitefish, Mont.
 *Williston, N. D.
 Willmar, Minn.
 *Wolf Point, Mont.
 Above list subject to change without notice.

Westbound—Read Down				Eastbound—Read Up			
Western Star	Empire Builder	Miles from St. Paul		Miles from Seattle	Empire Builder	Western Star	
27 Daily	31 Daily		TABLE 9 Mountain Standard Time	32 Daily	28 Daily		
9 15	7 10	1179	Lv Whitefish 8	603	6 05	1 55	
1184	1191	598	" Vista	591			
f 9 38	1196	586	" Lupfer	586		f 1 32	
	1202	580	" Radnor	580			
f 9 54	1209	573	" Stryker (Stillwater River)	573		f 1 13	
f 10 01	1215	567	" Trego (Wolf Mountains)	567		f 1 03	
	1220	562	" Fortine (State Fish Hatchery)	562		f 12 55	
	1226	556	" Tobacco (Tobacco River)	556			
10 29	1231	551	" Eureka	551		12 38	
f 10 41	1240	542	" Rexford	542		f 12 25	
	1251	531	" Stonehill	531			
	1262	520	" Ural	520			
	1267	515	" Volcour	515			
	1275	507	" Yarnell	507			
	1288	494	" Ripley	494			
11 44	1295	487	" Libby (Ft. Kootenay 1811)	487	3 38	11 21	
	1306	476	" Kootenai Falls	476			
12 03	9 40	1314	Ar Troy (Silver Mines)	468	3 15	10 55	
		1320	" Yaka (Mont. Idaho State Line)	462			
		1327	" Leonia, Idaho	455			
		1334	" Katka	448			
		1341	" Crossport	441			
		1345	" Bonners Ferry (Monument to First Route of Trade)	437		9 00	
		1356	" Naples (across Idaho)	426			
f 12 08		1364	" Elmira	418		f 8 49	
		1370	" Colburn	412			
12 34		1379	" Sandpoint (Lake Pend Oreille)	403		8 25	
		1392	" Laclede	390			
		1397	" Thama	385			
12 59		1400	" Priest River, Ida (Albeni Falls Dam)	382		7 59	
		1407	" Newport, Wash (County Penrith Seat)	375		7 50	
1 11		1410	" Scotia	367			
		1421	" Camden (Little Spokane River)	361			
		1429	" Milan	353			
		1439	" Dean	343			
		1443	" Mead	339			
f 2 00		1448	" Hillyard (Great Northern Shops)	334		f 7 00	
2 15	11 45	1453	Ar Spokane #10, 13	329	11 10	6 45	

New Indian Portraits!
Great Northern Playing Cards
 Single Decks 80¢
 Bridge Sets \$1.60

REFERENCE MARKS
 ①—Schedule for connecting bus service between Whitefish and Kalispell shown on page 10.
 ②—Stops to receive and discharge revenue passengers from Minot and points east, and to Spokane and points west where these trains are scheduled to stop.
 f—Flag stop for revenue passengers.
 ♦—Restaurant and news stand in station.
 a—Rail-Auto Service available at this point.

Time from 12:01 midnight to 12:00 noon shown in light face type; time from 12:01 noon to 12:00 midnight shown in heavy face type.



Westbound—Read Down			Eastbound—Read Up		
Western Star	Empire Builder	Miles from St. Paul	Empire Builder	Western Star	Miles from Seattle
27 Daily	31 Daily		32 Daily	28 Daily	
TABLE 10					
Pacific Standard Time					
3 00	12 15	1453	10 40	6 15	
		Lv Spokane 9, 13			
		Ar Fort Wright			
		Ar Fairchild			
		Ar Espanola			
		Ar Waukon			
		Ar Edwall			
		Ar Bluestem			
		Ar Harrington			
		Ar Mohler			
		Ar Lamona			
		Ar Odessa			
		Ar Irby			
		Ar Marlin			
		Ar Wilson Creek			
		Ar Stratford			
		Ar Soap Lake			
		Ar Ephrata (City Seat)			
		Ar Naylor			
		Ar Winchester			
		Ar Quincy			
		Ar Trinidad (Horseshoe Curve)			
		Ar Columbia River			
		Ar Volage			
		Ar Rock Island			
		Ar Malaga			
		Ar Wenatchee			
		Ar Wenatchee (Apple Capital)			
		Ar Monitor			
		Ar Cashmere			
		Ar Dryden			
		Ar Peshastin			
		Ar Leavenworth			
		Ar Merritt			
		Ar Berne (East Portal)			
		Ar Cascade Tunnel (7.79 mi.)			
		Ar Scenic (West Portal)			
		Ar Skykomish			
		Ar Grotto			
		Ar Barings			
		Ar Index (Mt. Index)			
		Ar Gold Bar			
		Ar Sultan			
		Ar Monroe			
		Ar Snohomish			
		Ar Everett			
		Ar Everett			
		Ar Mukilteo			
		Ar Edmonds			
		Ar Richmond Beach			
		Ar Interbay			
		Ar Seattle #11, 12 (King St. Station)			

Read Down SEATTLE-EVERETT-BELLINGHAM-VANCOUVER			Read Up		
Streamlined Internationals	360 Daily	358 Daily	Miles	357 Daily	359 Daily
TABLE 11					
Pacific Standard Time					
Lv Seattle # 10, 12	Ar	11 59	4 45		
Ar Edmonds	Ar	11 05	4 12		
Ar Everett 10	Ar	11 05	4 45		
Ar Marysville	Ar				
Ar English	Ar				
Ar Stanwood	Ar	10 25			
Ar Mount Vernon	Ar	10 11	2 55		
Ar Burlington	Ar	10 03			
Ar Bellingham	Ar	9 30	2 16		
Ar Ferndale	Ar				
Ar Blaine, Wash.	Ar	9 01	1 46		
U. S.-Canadian Boundary					
Ar White Rock, B. C.	Ar	8 48	1 33		
Ar Crescent Beach	Ar				
Ar New Westminster	Ar	8 20	1 05		
Ar Vancouver, B. C.	Ar	8 00	12 45		

SEATTLE-TACOMA-PORTLAND
 Tickets reading G. N., N. P. or U. P. railroads are interchangeable on all trains to any point between Seattle and Portland, inclusive. Passengers using optional routes should recheck their baggage, otherwise it may be subject to delay. See page 25 for equipment.

Read Down			Read Up		
U. P. Daily	N. P. Daily	G. N. Daily	U. P. Daily	G. N. Daily	N. P. Daily
5 30	12 15	8 25	1 30	5 30	9 30
5 50		8 46			
5 56		8 52			
6 06		9 00			
		9 04			
		9 17			
		9 21			
		10 03			
		10 27			
		10 27			
		10 34			
		10 50			
		11 07			
		11 19			
		11 31			
		11 57			
		12 03			
		12 03			
		12 25			

FOOTNOTES FOR TABLES 10, 11 AND 12 WILL BE FOUND ON PAGE 13.
 Time from 12:01 midnight to 12:00 noon shown in light face type; time from 12:01 noon to 12:00 midnight shown in heavy face type.

SPOKANE TO PORTLAND			SPOKANE, PORTLAND & SEATTLE RAILWAY			Read Up		
Western Star	Empire Builder	Miles	Empire Builder	Western Star	Miles	Empire Builder	Western Star	Miles
3 Daily	1 Daily		2 Daily	4 Daily		3 Daily	4 Daily	
9 40	11 59	0	10 00	5 45				
		Lv Spokane G. N. Sta.						
		Ar South Cheney						
		Ar Amber						
		Ar Rodna						
		Ar Lamont						
		Ar Rockwell						
		Ar Macall						
		Ar Benge						
		Ar Hooper						
		Ar Washtucna						
		Ar Sperry						
		Ar Kahlotus						
		Ar Farrington						
		Ar Snake River						
		Ar Redd						
		Ar Levey						
		Ar Pasco						
		Ar Pasco						
		Ar Kennewick						
		Ar Finley						
		Ar Yellepit						
		Ar Berrian						
		Ar Plymouth						
		Ar Paterson						
		Ar Whitcomb						
		Ar Alderdale						
		Ar McCredie						
		Ar Roosevelt						
		Ar Sundale						
		Ar Goodnoe						
		Ar Cliffs						
		Ar Maryhill						
		Ar Wishram						
		Ar Wishram 14						
		Ar Avery						
		Ar Northdalles (Dalles Dam)						
		Ar Lyle						
		Ar Bingen—White Salmon						
		Ar Underwood						
		Ar Hood						
		Ar Cooks						
		Ar Carson						
		Ar Stevenson						
		Ar North Bonneville						
		Ar Skamania						
		Ar Prindle						
		Ar Mount Pleasant						
		Ar Washougal						
		Ar Camas						
		Ar Fisher						
		Ar Vancouver, Wash. 12						
		Ar Vancouver, Wash.						
		Ar No. Portland						
		Ar East St. Johns						
		Ar Portland 12, 15						

WISHRAM AND BEND OREGON TRUNK RAILWAY			CASCADE TUNNEL		
102 Ex. Sun.	103 Daily Ex. Sat. and Sun.	Miles	102 Ex. Sun.	103 Daily Ex. Sat. and Sun.	Miles
1 00	0	Lv Wishram	12 15	5 00	
1 13	6	Ar Moody	12 01	4 41	
1 38	18	Ar Lockit	11 35	4 16	
1 55	26	Ar Dike	11 18	3 59	
2 04	30	Ar Sinamox	11 10	3 51	
2 23	40	Ar Oakbrook	10 51	3 32	
2 39	47	Ar Sherar	10 35	3 16	
2 53	55	Ar Maupin	10 20	3 01	
3 11	64	Ar Nena	9 57	2 39	
3 19	68	Ar Dant	9 50	2 25	
3 45	80	Ar Kaskela	9 24	1 59	
4 01	86	Ar South Jct.	9 13	1 48	
4 23	94	Ar Gateway	8 51	1 26	
4 39	100	Ar Paxton	8 35	1 10	
5 00	105	Ar Madras	8 25	1 05	
5 10	110	Ar Metolius	8 12	1 00	
5 18	115	Ar Culver	8 02	12 25	
5 31	122	Ar Opal City	7 52	12 09	
5 45	130	Ar Terrebonne	7 40	11 52	
5 50	132	Ar Prineville Jct.	7 35	11 46	
6 15	135	Ar Redmond	7 30	11 40	
6 35	144	Ar Deschutes	7 11	11 15	
7 00	152	Ar Bend	7 00	11 00	

CASCADE TUNNEL
 One of the great engineering projects of all time, Great Northern Railway's Cascade Tunnel pierces the solid granite of the formidable Cascade Range between Berne and Scenic in Western Washington for a distance of 7.79 miles.
 A huge ventilating project enables the use of diesel locomotives in the tunnel. Installation of the system marked the end of Great Northern electrified operation in the Cascades.

CONNECTIONS AT PORTLAND		
Cascade @11	Pacific Standard Time SOUTHERN PACIFIC CO.	Cascade @12
4 30	Lv Portland 12, 13	Ar 8 50
5 42	Ar Salem	Ar 7 24
6 15	Ar Albany	Ar 6 56
7 00	Ar Eugene	Ar 6 15
	Ar Crescent Lake	Ar 1 40
11 25	Ar Klamath Falls	Ar 1 40
2 05	Ar Dunsmuir	Ar 10 50
3 50	Ar Redding	Ar 8 59
6 40	Ar Davis	Ar 6 20
* 7 20	Ar Sacramento	Ar * 5 35
8 55	Ar Oakland (16th street.)	Ar 4 15
9 30	Ar San Francisco	Ar 3 30
7 00	Ar San Francisco	Ar 6 25

FOOTNOTES FOR PAGE 12
 f—Flag stop for revenue passengers.
 RA—Rail-Auto service available at this point.

TABLE 10
 a—Restaurant and news stand in station.
 b—Passengers on train 31 Empire Builder, destined for Vancouver line train 358, must transfer at Everett, Washington.
 c—Stops to discharge revenue passengers from points Havre and East.
 d—Stops to receive revenue passengers for scheduled stops Havre and East.
 e—Miles via Willmar and New Rockford and Chester.
 f—Stops to discharge revenue passengers.
 g—Stops to receive revenue passengers.

TABLE 11
 a—Connects in Everett with Eastbound "Empire Builder", to Spokane, Minneapolis, St. Paul, Chicago and East. See Table 10.
 b—Stops to receive revenue passengers.
 c—Stops to discharge revenue passengers.

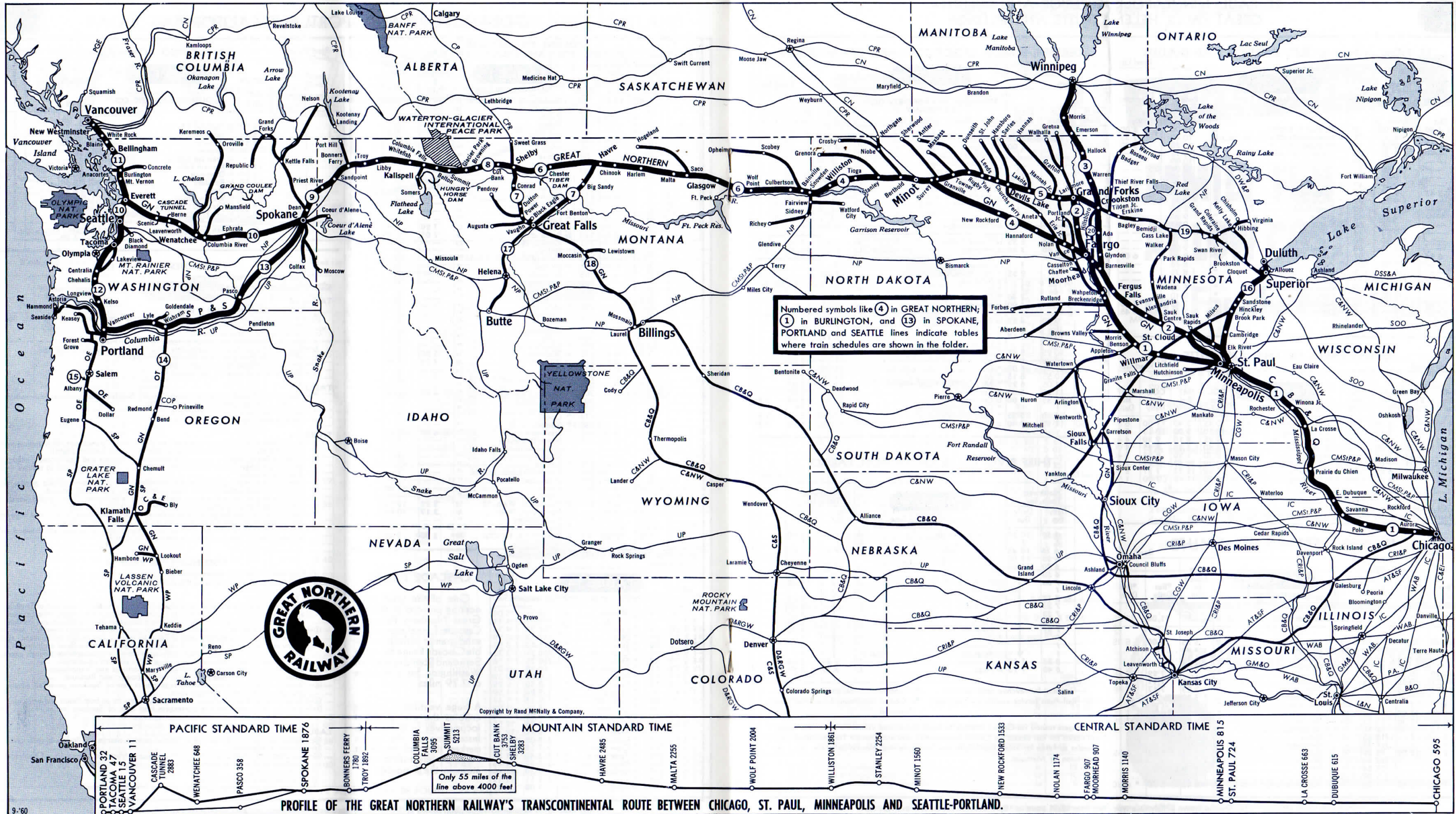
TABLE 12
 a—Stops on flag to discharge revenue passengers from Vancouver, Washington and beyond and to receive revenue passengers for points beyond Seattle.
 b—Stops on flag to receive revenue passengers for Tacoma and Seattle and discharge revenue passengers from Vancouver, Washington and beyond and to receive and discharge express.
 c—Stops to discharge revenue passengers from Tacoma and beyond and on flag to receive revenue passengers for Vancouver, Wash., and points beyond.
 d—Stops on flag to receive revenue passengers for Vancouver, Wash., and beyond.
 e—Stops to discharge revenue passengers from points Spokane and east.
 f—Stops on flag to discharge revenue passengers from Vancouver, Wash., and beyond and on flag to receive revenue passengers for Tacoma and Seattle.
 g—Stops on flag to discharge revenue passengers from Vancouver and beyond or receive revenue passengers for points beyond Seattle.

FOOTNOTES FOR PAGE 13
 f—Flag stop for revenue passengers.
 RA—Rail-Auto service available at this point.

TABLE 13
 a—No. 3 will stop at any station to discharge revenue passengers from east of Spokane; also at any station west of Pasco to discharge revenue passengers from Spokane; also at any station east of Pasco to receive passengers for Vancouver and Portland.
 b—No. 4 will stop at any station to receive revenue passengers destined east of Spokane; also at any station west of Pasco to receive passengers for Spokane; also at any station east of Pasco to discharge passengers from Portland or Vancouver.
 c—Stops to receive passengers made only upon advance arrangements through agent.
 d—Stops to discharge passengers made upon application to conductor.
 e—Stops to discharge revenue passengers from Portland and Vancouver.
 f—Stops to receive revenue passengers for Vancouver and Portland.
 g—Stops to receive revenue passengers to points east of Spokane provided advance arrangements are made through agent.
 h—Stops to receive or discharge revenue passengers to or from Pasco and beyond.
 i—Stops to discharge revenue passengers from East of Spokane on application to conductor.

TABLE 15
 a—Pullman and reclining chair cars. Special service charge applicable in chair cars.
 b—Change at Martinez.
 c—San Joaquin Daylight via Valley Line, change at Martinez. Streamliner Coach seats reserved in advance south of Martinez.
 d—Shasta Daylight.
 e—Via bus connecting Dunsmuir.
 f—Connection via Western Greyhound to or from Sacramento.

Time from 12:01 midnight to 12:00 noon shown in light face type; time from 12:01 noon to 12:00 midnight shown in heavy face type.



ST. PAUL, MINNEAPOLIS, SUPERIOR AND DULUTH
Read Down
TABLE 16
Central Standard Time
Daily 20 Gopher, Daily 24 Badger, Miles, Daily 23 Badger, Daily 19 Gopher

GREAT FALLS, HELENA AND BUTTE
Read Down
Read Up
IMT Bus Daily, CGL Bus Daily, IMT Bus Daily, CGL Bus Daily, Miles, Mountain Standard Time

IMT—Intermountain Transportation Company.
CGL—Central Greyhound Lines.
Buses arrive and leave from Bus Depots. Rail tickets honored.

BILLINGS, LEWISTOWN, GREAT FALLS
Read Down
Read Up
*Bus Daily, *Bus Daily, 239 Mixed Ex. Sun., TABLE 18 Great Northern Ry., 240 Mixed Ex. Sun., *Bus Daily, *Bus Daily

DULUTH, BEMIDJI, CROOKSTON AND GRAND FORKS
Read Down
Read Up
TABLE 19
TRIANGLE TRANSPORTATION COMPANY
Central Standard Time
BUS Daily, BUS Daily, IBUS Daily, IBUS Daily, BUS Daily, BUS Daily

THIEF RIVER FALLS, CROOKSTON, FARGO
Read Down
Read Up
Northwest Trails, Inc., TABLE 20
Central Standard Time
Daily Bus, Daily Bus, Daily Bus, Daily Bus

f—Flag stop for revenue passengers. L—Lunchroom in station.
RA—Rail-Auto service available at this point. CG—Central Greyhound Lines. Rail tickets honored.

Passengers routed via Great Northern between Duluth and Grand Forks may exchange rail tickets for bus tickets via Central Greyhound Lines and Triangle Transportation Co. Transfer to Fargo or Thief River Falls may be made via Northwest Trails, Inc., at Crookston or Marcoux.

WILLISTON, CULBERTSON AND SCOBEY
Read Down
Read Up
GN Bus Ex. Sun., Miles, TABLE 21 Mountain Time, GN Bus Ex. Sun., NORTHGATE-NIOBE, TABLE 22, Bus Ex. Sun., Bus Ex. Sun.

SPOKANE-COLFAX AND MOSCOW
Operated by Western Greyhound Lines
TABLE 24
Pacific Standard Time
Bus Ex. Sun., Miles, Bus Ex. Sun., Bus Ex. Sun., Bus Ex. Sun., Bus Ex. Sun.

SPOKANE - COLVILLE - KETTLE FALLS - NORTHPORT - TRAIL - NELSON
Operated by Western Greyhound Lines
Read Down
Read Up
Bus 2974 Daily Ex. Sun., Bus 2978 Daily, Miles, TABLE 25 Pacific Standard Time, Bus 2973 Daily Ex. Sun., Bus 2971 Daily

WASHINGTON STATE FERRIES
BETWEEN SEATTLE AND BREMERTON
Lv. SEATTLE—5 45; 6 55; 8 10; 9 20; 10 35; 11 50; 1 00; 2 10; 3 25; 4 45; 6 00;
7 10; 8 25; 10 50; 1 15.
Lv. BREMERTON—5 45; 7 00; 8 10; 9 25; 10 40; 11 50; 1 00; 2 15; 3 25; 4 45;
6 00; 7 15; 8 20; 9 40; 12 05.
Operate from Coleman Ferry Terminal Seattle. Fare each way 85c.

LAKE CHELAN BOAT COMPANY
Sun., Mon., Wed., Fri., Pacific Standard Time, Sun., Mon., Wed., Fri.

SPOKANE, GRAND COULEE AND CHIEF JOSEPH DAMS
Bus Ex. Sun., Miles, Bus Ex. Sun., Bus Ex. Sun., Bus Ex. Sun.

Thrifty tip from Rocky...
FAMILY FUN AT LOW COST on Family Fare Plans
Image of Rocky the goat.

Traveling together on Great Northern trains is fun. Make your trip a family adventure you all can enjoy in carefree comfort. And at money-saving fares to boot! Here's how:
On one-way trip one parent pays full fare, the other parent and children 12-21 each go for only 1/2 fare. Youngsters 5-12 pay 1/4 fare; under 5 go free!
On round-trip travel one parent is charged full fare... the other parent and children 12-21 each pay only the one-way adult fare for the round-trip! Children 5-12 travel at 1/2 the one-way adult fare. Under-5 small fry are free!
Your Great Northern agent will be happy to give you full details. See or call him.

Groups Travel For Less, Too!
BAGGAGE PROTECTION
Like all valuables, your luggage should be protected. Insurance is your best safeguard.
St. Paul Fire and Marine Insurance Company policies are available at principal Great Northern Railway ticket offices. One small premium buys peace-of-mind for your whole trip.

CONNECTIONS AT MINNEAPOLIS AND ST. PAUL

Table with columns for train numbers (24, 22, 48, 26, 32, 48, 47, 31, 25, 47, 21, 23) and destinations (Zep-hyr, West-ern Star, North Ltd., Empire Builder, Black Hawk, Chicago, Burlington & Quincy Railroad, Black Hawk, Empire Builder, North Ltd., West-ern Star, Zep-hyr, Zep-hyr). Includes times and directions.

Table with columns for train numbers (2, 4, 56, 6, 17, 15, 18, 20) and destinations (Hia-watha, Pioneer Ltd., Fast Mail, Hia-watha, Chicago, Milwaukee, St. Paul and Pacific R. R., Twin Star Rocket, CHICAGO, ROCK ISLAND & PACIFIC RAILROAD, Twin Star Rocket, 201-20). Includes times and directions.

Go Great—Go Great Northern PILLOWS 35¢ EACH For more relaxed Comfort AVAILABLE FROM YOUR COACH PORTER



NEW LOW RATES! Door-to-door delivery between 23,000 communities

CONNECTIONS AT WINNIPEG

Table with columns for train numbers (75, 63, 9, 1, 10, 64, 76) and destinations (Mon., Wed., Fri., Tue., Thur., Sun., Pano-rama Daily, Super Continental Daily, CANADIAN NATIONAL RAILWAYS, Super Continental Daily, Pano-rama Daily, Thur., Sat., Mon., Wed., Fri., Sun.). Includes times and directions.

Table with columns for train numbers (605, 5, 6, 606) and destinations (Tue., Thu., Sat., Ex. Sun., Ex. Mon., Ex. Sun., Mon., Wed., Fri.). Includes times and directions.

CONNECTION AT NORTH VANCOUVER, B. C.

Table with columns for Bus 1, Pacific Great Eastern Railway, Bus 2, and Bus Daily. Includes destinations like North Vancouver, Squamish, Lillooet, Clinton, Williams Lake, Quesnel, and Prince George. Includes times and directions.

Streamliner. Parlor car and coach accommodations. Streamliner. Pullman and coach accommodations. Coach seats reserved in advance. Daily. Conditional Stop. Schedules on these pages are compiled from information furnished by railroads at time this folder was printed and are subject to change without notice.

CONNECTIONS AT CHICAGO

Table with columns for destinations (The Chi-cago-an 90, Pace-maker 28-2, 30th Cen-tury, 26, New Eng-land States 28, Fifth Ave. Cleve. Ltd. 6, NEW YORK CENTRAL SYSTEM, La Salle Street Station, 20th Cen-tury, 25, New Eng-land States 27, The Chi-cago-an 59). Includes times and directions.

Table with columns for destinations (Motor City Spl. 368, Twi-ght Ltd. 356, Wolverine Detroit 8, NEW YORK CENTRAL SYSTEM, La Salle Street Station, Motor City Spl. 369, Wol-verine 17, Michi-gan 355, Twi-ght Ltd. 357). Includes times and directions.

Table with columns for destinations (Mid-night Spl. 5, Abrah-am Lincoln 3, The Limited 1, GULF, MOBILE & OHIO RAILROAD Union Station, Abrah-am Lincoln 2, The Limited 4, Mid-night Spl. 6). Includes times and directions.

Table with columns for destinations (Broad-way Ltd., Pull-man Only 28, The Ad-miral 50, Penn-sylvan-ia Ltd. 54, PENNSYLVANIA RAILROAD Union Station, The Fort Pitt 53, Man-hattan Ltd. 23, The General 49, Broad-way Ltd., Pull-man Only 29, Penn-sylvan-ia Ltd. 55). Includes times and directions.

Table with columns for destinations (South Wind 90, The Kentuck-ian 74-94, PENNSYLVANIA RAILROAD Union Station, South Wind 93, The Kentuck-ian 95-75, 70, Buckeye 74-86, PENNSYLVANIA RAILROAD Union Station, 71, Buckeye 87-75). Includes times and directions.

Table with columns for destinations (NEW YORK CENTRAL-CANADIAN PACIFIC La Salle Street Station, The Dip-lomat 8-108, The Cap-itol 6, 10 2-02, BALTIMORE & OHIO RAILROAD Grand Central Station, The Dip-lomat 107-7, The Cap-itol 5, 173-9). Includes times and directions.

- Seats reserved at nominal charge. Daily ex. Sun. Operates even dates Oct., Jan. and April; odd dates Nov., Dec., Feb. and March. Operates odd dates Oct., Jan. and April; even dates Nov., Dec., Feb. and March. Connecting train. Passengers, change trains at Harrisburg and Baltimore. On Sats., Leaves at 4:30 p.m. Operates Daily except Nov. 25, Dec. 24, 25 and 31. Except December 25. Arrives } Pennsylvania Station—30th Street. Leaves } Connect at Montreal West. Daily.

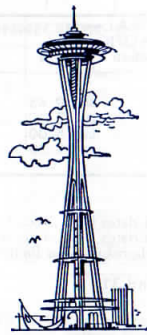
AT CHICAGO . . . TRAIN TO TRAIN BAGGAGE TRANSFER is available to EMPIRE BUILDER Pullman passengers transferring to connecting Pennsylvania Broadway Limited and General; New York Central Twentieth Century; and Baltimore & Ohio Capital Limited, upon application to Pullman porter for special luggage check. This special baggage transfer is also available from these trains to the Empire Builder. Charge 75c per bag.

AVIS RENT-A-CAR SYSTEM World-wide reservation service Package tours available in all Avis cities Honors credit cards of all major transportation systems



Table of rail connections at Chicago, including Illinois Central, Chesapeake & Ohio Railway, Norfolk & Western Railway, and Wabash Railroad. Columns include City of New Orleans, City of Miami, and various train lines like Green Diamond and Sportsman.

Table of rail connections at Chicago, including Illinois Central, Chesapeake & Ohio Railway, Grand Trunk-Canadian National, Erie Lackawanna Railroad, and Monon Railroad. Columns include City of Miami, Seminoles, and various train lines like Ex. Sat. Night and Inter-City Ltd.



In Seattle, visit the . . .

CENTURY 21 CENTER

- Space Needle, 600 feet high. See lakes, mountains, Puget Sound. Restaurant and observation deck revolve in complete circle each hour.
• Pacific Science Center. Take a simulated space flight in the world's first "Spacearium".
• Monorail. Speeds from downtown to Century 21 Center in just 96 seconds.

①—All coach seats reserved.
②—Limousine service between Covington, Va., and Hot Springs will be provided without additional charge to passengers holding tickets reading to or from Hot Springs.
③—No E-L connection into New York on Mon. mornings.
④—Central Station.
⑤—Consult agent for connection to Miami.
*—Daily. †—Daily except Sunday. ‡—Ex. Saturday.
⑥—Daily except Saturday and Sunday.
⑦—Coach seats reserved at nominal charge.
⑧—Operates every odd day in May, even dates in June and July, odd dates in August, even dates in September and October, odd dates in November.
⑨—Operate between Chicago and Orland Park.

Schedules on this page are compiled from information furnished by railroads at time this folder was printed and are subject to change without notice.

Time from 12:01 midnight to 12:00 noon shown in light face type, time from 12:01 noon to 12:00 midnight shown in heavy face type.

Table of one-way and round-trip railway fares. Includes columns for First Class and Coach Class, One Way and 6 Months Round Trip. Lists destinations such as Chicago, Ill., St. Paul, Minn., Duluth, Minn., and various locations in the West and South.

①—Lower fares via other routes also available.

②—Fare applies via St. Paul or Minneapolis.

★Special reduced Coach Fares available with shorter limits—Consult Great Northern Agent.

ONE-WAY AND ROUND-TRIP RAILWAY FARES—Continued

(Subject to Change)
Consult your ticket or travel agent for further information about fares.

	FIRST CLASS		COACH CLASS			FIRST CLASS		COACH CLASS	
	One Way	6 Months Round Trip	One Way	6 Months Round Trip		One Way	6 Months Round Trip	One Way	6 Months Round Trip
HELENA, BUTTE, MONT. to					SEATTLE, TACOMA, WASH. to				
Chicago, Ill.	\$57.45	\$103.45	\$45.22	\$ 81.40	Chicago, Ill.	\$ 82.75	\$126.80	\$65.16	\$ 99.75
Duluth, Minn.	43.21	77.80	34.04	61.30	Duluth, Minn.	67.87	106.35	53.45	83.70
Minneapolis, Minn.	41.70	75.10	32.84	59.15	Fargo, N. D.	58.14	92.35	45.79	78.10
New York, N. Y.	①142.83	①231.55	① 85.23	①153.12	Glacier Park, Mont.	25.70	46.30	20.25	36.45
St. Paul, Minn.	42.14	75.90	33.18	59.75	Grand Forks, N. D.	57.11	92.35	44.97	78.10
Washington, D. C.	①114.65	①212.13	① 78.82	①142.29	Great Falls, Mont.	29.79	53.46	23.46	42.25
SPOKANE, WASH. to					Minneapolis, Minn.	67.04	106.35	52.91	83.70
Chicago, Ill.	70.56	107.00	55.56	89.25	Montreal, Que.	①130.29	①216.38	① 97.15	①167.09
Duluth, Minn.	55.64	87.80	43.82	70.85	New York, N. Y.	①150.13	①254.90	①104.22	①171.47
Everett, Wash.	11.42	20.60	9.00	16.20	Portland, Ore., from Seattle	7.06	12.75	② 5.56	② 10.05
Fargo, N. D.	45.93	73.10	36.16	63.55	do from Tacoma	5.58	10.05	② 4.40	② 7.95
Glacier Park, Mont.	13.49	24.30	10.63	19.15	St. Paul, Minn.	67.47	106.35	53.14	83.70
Grand Forks, N. D.	44.91	73.10	35.34	62.55	Spokane, Wash.	12.20	22.00	9.63	17.35
Minneapolis, Minn.	17.59	31.70	13.86	24.95	Toronto, Ont.	①114.84	①188.58	① 84.35	①142.79
New York, N. Y.	①137.94	①235.10	① 93.00	①160.97	★Vancouver, B. C., from Seattle	6.24	11.25	② 5.16	② 9.30
Portland, Ore.	16.47	29.65	12.98	23.40	do from Tacoma	7.71	13.90	② 6.35	② 11.45
St. Paul, Minn.	55.26	87.80	43.51	70.85	Washington, D. C.	①139.95	①245.36	① 97.81	①166.18
Seattle, Wash.	12.20	22.00	9.63	17.35	Whitefish, Mont.	22.55	40.60	17.77	32.00
Tacoma, Wash.	12.20	22.00	9.63	17.35	Williston, N. D.	44.42	80.00	34.98	63.00
Vancouver, B. C.	16.40	29.55	13.19	23.75	Winnipeg, Man.	63.04	95.10	50.06	82.25
Washington, D. C.	①127.76	①225.56	① 88.67	①155.68	PORTLAND, ORE. to				
Wenatchee, Wash.	6.74	12.15	5.29	9.55	Chicago, Ill.	82.75	126.80	65.16	99.75
Whitefish, Mont.	10.36	18.65	8.18	14.75	Duluth, Minn.	70.10	106.35	55.24	83.70
Williston, N. D.	32.92	58.00	25.39	45.75	Duluth, Minn.	60.40	95.90	47.57	81.95
Winnipeg, Man.	50.84	80.70	40.45	69.10	Fargo, N. D.	③27.95	③50.35	③ 22.04	③ 39.70
WENATCHEE, WASH. to					Glacier Park, Mont.	59.37	95.90	46.76	81.95
Chicago, Ill.	77.30	119.15	60.84	98.80	Grand Falls, Mont.	32.04	57.70	25.24	45.45
Duluth, Minn.	62.38	99.95	49.12	80.40	Los Angeles, Cal.	52.70	94.90	② 41.53	② 74.80
Everett, Wash.	4.69	8.45	3.70	6.70	Minneapolis, Minn.	69.30	106.35	54.60	83.70
Fargo, N. D.	52.68	85.25	41.47	72.10	New York, N. Y.	①150.13	①254.90	①104.22	①171.47
Glacier Park, Mont.	20.23	36.45	15.94	28.70	St. Paul, Minn.	69.71	106.35	54.90	83.70
Grand Forks, N. D.	51.65	34.50	40.64	72.10	San Francisco, Cal.	34.65	62.40	② 27.32	② 49.20
Great Falls, Mont.	24.32	43.80	19.15	34.50	Seattle, Wash.	7.06	12.75	② 5.56	② 10.05
Minneapolis, Minn.	61.58	99.95	48.51	80.40	Spokane, Wash.	16.47	29.65	② 12.98	② 23.40
New York, N. Y.	①144.68	①247.25	①100.37	①170.52	Tacoma, Wash.	5.58	10.05	② 4.40	② 7.95
Portland, Ore.	12.98	23.40	10.21	18.40	Vancouver, B. C.	13.29	23.95	② 10.74	② 19.35
St. Paul, Minn.	61.99	99.95	48.84	80.40	Washington, D. C.	①139.95	①245.36	① 97.81	①166.18
Seattle, Wash.	5.93	10.70	4.75	8.55	Whitefish, Mont.	④24.81	④44.70	④19.59	④35.30
Spokane, Wash.	6.74	12.15	5.29	9.55	Williston, N. D.	46.68	84.05	36.77	66.20
Tacoma, Wash.	7.40	13.35	5.91	10.65	Winnipeg, Man.	65.28	103.45	51.85	83.70
Vancouver, B. C., Via Everett	9.68	17.45	7.92	14.30	VANCOUVER, B. C. to				
do Via Seattle	12.17	21.95	9.92	17.90	Chicago, Ill.	82.75	126.80	65.16	99.75
Washington, D. C.	①134.50	①237.71	① 93.71	①165.23	Duluth, Minn.	67.87	106.35	53.45	83.70
Whitefish, Mont.	17.10	30.80	13.45	24.25	Fargo, N. D.	58.14	92.35	45.79	78.10
Williston, N. D.	38.97	70.15	30.67	55.25	Glacier Park, Mont.	29.90	53.85	23.82	42.90
EVERETT, WASH. to					Grand Forks, N. D.	57.11	92.35	44.97	78.10
Chicago, Ill.	81.97	126.80	64.56	99.75	Great Falls, Mont.	33.99	61.20	27.03	48.70
Duluth, Minn.	67.08	106.35	52.83	83.70	Minneapolis, Minn.	67.04	106.35	52.81	83.70
Fargo, N. D.	57.35	92.35	45.16	78.10	Montreal, Que.	①130.29	①216.38	① 97.15	①167.09
Glacier Park, Mont.	24.92	44.90	19.64	35.40	New York, N. Y.	①150.13	①254.90	①104.22	①171.47
Grand Forks, N. D.	56.32	92.35	44.35	78.10	Ottawa, Ont.	①127.19	①209.98	① 94.25	①161.49
Great Falls, Mont.	29.01	52.25	22.84	41.15	★Portland, Ore.	13.29	23.95	② 10.74	② 19.35
Minneapolis, Minn.	66.27	106.35	52.90	83.70	Quebec, Que.	①137.69	①229.73	①103.30	①178.79
New York, N. Y.	①149.35	①254.90	①103.65	①171.47	St. Paul, Minn.	67.47	106.35	53.14	83.70
★Portland, Ore.	8.33	15.00	② 6.58	② 11.85	★Seattle, Wash.	6.24	11.25	② 5.16	② 9.30
St. Paul, Minn.	66.68	106.35	52.51	83.70	Spokane, Wash.	16.40	29.55	② 13.19	② 23.75
Spokane, Wash.	11.42	20.60	9.00	16.20	Tacoma, Wash.	7.71	13.90	② 6.35	② 11.45
★Vancouver, B. C.	4.99	9.00	② 4.19	② 7.55	Toronto, Ont.	①114.84	①188.58	① 84.35	①142.79
Washington, D. C.	①139.17	①245.36	① 97.18	①166.18	Washington, D. C.	①139.95	①245.36	① 97.81	①166.18
Whitefish, Mont.	21.78	39.25	17.17	30.95	Whitefish, Mont.	26.76	48.20	21.35	38.45
Williston, N. D.	43.64	78.60	34.37	61.90	Williston, N. D.	44.42	80.00	34.98	63.00
Winnipeg, Man.	62.25	95.10	49.46	82.25	Winnipeg, Man.	63.04	95.10	50.06	82.25

- ① Lower fares via other routes also available.
- ② Lower fare with shorter limit also available.
- ③ Fare applies via S. P. & S., Spokane and G. N. Ry.; via G. N. (via Seattle) fare \$29.97, First Class and \$23.60 Coach Class.
- ④ Fare applies via S.P.&S. Spokane and G.N. Ry.
- ★ Special reduced Coach Fares available with shorter limits—Consult Great Northern Agent.

Free Baggage Cart Service

is available at stations Great Northern utilizes in the following cities:

- | | |
|--------------------|------------------|
| Fargo, N. D. | Portland, Ore. |
| Grand Forks, N. D. | Seattle, Wash. |
| Havre, Mont. | Spokane, Wash. |
| Minot, N. D. | Whitefish, Mont. |

PULLMAN SLEEPING CAR FARES

(See Page 24 for charges covering all types of sleeping car accommodations.)

Sleeping car fares are compiled from Pullman Company tariffs, are published for information only, and are subject to change without notice.

BETWEEN	Chicago, Ill.	St. Paul-Minneapolis	Duluth-Superior	Fargo	Grand Forks	Minot	Great Falls	Glacier Park	Spokane	Seattle-Tacoma	Portland	Vancouver, B. C.
	Standard Lower Berth	Standard Lower Berth	Standard Lower Berth	Standard Lower Berth	Standard Lower Berth	Standard Lower Berth	Standard Lower Berth	Standard Lower Berth	Standard Lower Berth	Standard Lower Berth	Standard Lower Berth	Standard Berth
Alexandria, Minn.	\$ 7.55						\$11.45	\$12.25	\$16.20	\$20.15	\$20.15	\$20.15
Baltimore, Md.		\$16.80				\$21.20	27.70	28.70	31.80	34.92	34.92	34.92
Bellingham, Wash.	24.20	20.80	\$20.80	\$18.85	\$18.85	16.20					5.80	
Belton, Mont.	17.70	14.05	14.05	11.75	11.45	9.20	5.80		5.80	9.50	⑦ 9.50	
Boston, Mass.		19.00		21.90	21.90	23.40	29.90	30.90	34.00	37.40	37.40	37.40
Buffalo, N. Y.		13.56				17.96	24.46	25.46	28.56	31.96	31.96	31.96
Chicago, Ill.		5.80		8.70	8.70	10.20	16.70	17.70	20.80	24.20	24.20	24.20
Cincinnati, O.		12.51		15.41	15.41	16.91	23.41	24.41	26.86	29.86	29.86	29.86
Cleveland, O.		12.51		15.41	15.41	16.91	23.41	24.41	26.86	29.86	29.86	29.86
Columbia Falls, Mont.	18.10	14.50		12.25	11.45	9.20	5.80		5.80	9.20	9.20	9.20
Crookston, Minn.	8.70	5.80										
Des Moines, Ia.		5.80		11.60	11.60	12.50	15.50	19.10	19.10	22.20	22.20	22.20
Devils Lake, N. D.	9.50	5.80					8.70	9.95	13.75	18.10	18.10	18.10
Duluth, Minn.		5.80					13.25	14.05	14.70	16.20	16.20	16.20
Ephrata, Wash.	22.20	18.85		16.20	15.50	13.75	8.70	6.70	5.80	5.80	5.80	5.80
Everett, Wash.	24.20	20.80		18.85	18.10	16.20	11.00	9.50	5.80	5.80	5.80	5.80
Fargo, N. D.	8.70	5.80		20.80	18.10	16.20	10.20	11.00	14.70	18.85	18.85	18.85
Fergus Falls, Minn.	7.55						11.00	11.75	15.90	19.45	19.45	19.45
Glacier Park, Mont.	17.70	14.05	14.05	11.00	11.00	8.70	5.80	5.80	5.80	9.50	9.50	9.50
Glasgow, Mont.	13.75	9.95	9.95	7.55	6.70	5.80	5.80	5.80	5.80	③ 13.25	⑦ 13.25	
Grand Forks, N. D.	8.70	5.80		10.20	9.95	7.55	9.95	11.00	14.70	18.85	18.85	18.85
Great Falls, Mont.	16.70	13.25	13.25	10.20	9.95	7.55	5.80	5.80	7.05	11.00	11.75	11.75
Havre, Mont.	15.50	11.75	11.75	9.50	8.70	6.30	5.80	5.80	5.80	7.55	7.55	7.55
Kansas City, Mo.		6.70		12.50	12.50	13.40	⑥ 19.10	⑥ 19.10	⑥ 19.10	⑥ 22.20	⑥ 22.20	⑥ 23.15
Los Angeles, Cal.	⑤ 34.20	④ 30.90	④ 30.90	④ 30.90	④ 30.90	④ 30.90	④ 21.50	④ 21.50	④ 21.50	④ 21.50	④ 21.50	④ 21.50
Minneapolis, Minn.	5.80			5.80	5.80	6.70	④ 13.25	④ 14.05	④ 17.70	④ 20.80	④ 20.80	④ 20.80
Minot, N. D.	10.20	6.70	6.70				7.55	8.70	12.25	16.20</		

RATES FOR UPPER BERTH, DUPLEX ROOMETTE, ROOMETTE, BEDROOM, COMPARTMENT AND DRAWING ROOM IN STANDARD SLEEPING CARS

Table with columns for Where Lower Berth Is, Upper Berth Is, Duplex Roomette For One Person, Roomette For One Person, BEDROOM (For One Person, For Two or More Persons), Bed-room Suite 2 or More Persons, Compartment (For One Person, For Two or More Persons), Drawing Room (For One Person, For Two or More Persons), and Drawing Room (For One Person, For Two or More Persons). Rows list various routes and fares.

Exclusive Occupancy. For individual occupancy of a duplex-roomette, roomette, bedroom or a compartment, one railroad ticket is required. For a drawing-room one and one-fourth (1 1/4) railroad tickets are required on the Great Northern Railway. Prices and accommodations subject to change without notice.

COACH SEAT CHARGE—EMPIRE BUILDER

For charge between points not listed, consult Agent

Table with columns for Chicago, St. Paul-Minneapolis, Willmar, Breckenridge, Fargo, Minot, Williston, Wolf Point, Glasgow, Malta, Havre, Chester, Shelby, Cut Bank, Whitefish, Spokane, Wenatchee. Rows list various routes and coach seat charges.

Note—Coach seat charge does not apply locally on CB&Q between Chicago and Minneapolis-St. Paul.

EMPIRE BUILDER

(Trains 31-32)†

Table with columns for Coach Seat Charge, Radio and tape recorded music, Coach Porter Service, Reclining 60-Seat Coach, Reclining Seat Coaches, Ranch Lounge, Dining Car, Sleeping Cars, and GREAT DOME full-length lounge. Includes fare details for various routes.

WINNIPEG LIMITED

(Trains 7-8) between St. Paul-Minneapolis and Winnipeg

Table with columns for Day-Nite Reclining Seat Coaches, Sleeper-Buffer Lounge, and Sleeping Cars. Includes fare details for various routes.

DAKOTAN

(Trains 3-4) between St. Paul-Minneapolis and Minot via St. Cloud, Fargo and Grand Forks

Table with columns for Reclining Seat Coaches, Cafe-Diner-Coach, and TRAINS 3-4 between Havre and Great Falls. Includes fare details for various routes.

TRAINS 3-4

between Great Falls and Shelby

Table with columns for Budd RDC Coach and RED RIVER (Trains 11-14) between St. Paul-Minneapolis and Fargo. Includes fare details for various routes.

TRAINS 3-4

between St. Paul-Minneapolis and Duluth-Superior

Table with columns for Reclining Seat Coaches, Cafe-Diner-Coach, and GOPHER (Trains 19-20) between St. Paul-Minneapolis and Duluth-Superior. Includes fare details for various routes.

TRAINS 3-4

between St. Paul-Minneapolis and Duluth-Superior

Table with columns for Reclining Seat Coaches, Cafe-Diner-Coach, and BADGER (Trains 23-24) between St. Paul-Minneapolis and Duluth-Superior. Includes fare details for various routes.

TRAINS 3-4

between St. Paul-Minneapolis and Duluth-Superior

Table with columns for Reclining Seat Coaches, Cafe-Diner-Coach, and TRAINS 3-4 between St. Paul-Minneapolis and Duluth-Superior. Includes fare details for various routes.

†Tickets—All one-way and round-trip tickets will be honored on the Empire Builder except as follows: Tickets endorsed Clergy, Charity, Employee, D.V.S., V.A.H., Blind and Attendant, will not be honored. Circus, Show, Banana Messenger, Drover or Caretaker tickets and Live Stock Contracts will not be honored. (Coach Seat Charge on Great Northern.)

WESTERN STAR

(Trains 27-28)

Table with columns for Radio—Coach Porter Service, Day-Nite Reclining Seat Coaches, Reclining Seat Coaches, Diner-Lounge Car, Sleeping Cars, and Eastbound passengers may make convenient connection at Minneapolis with CB&Q No. 24.

INTERNATIONALS

(Trains 357-358-359-360) between Seattle, Wash. and Vancouver, B. C.

Table with columns for Luxury Coaches, Parlor-Lounge Car, and Regular coach tickets. Includes fare details for various routes.

TRAINS 407-408

between Seattle, Tacoma and Portland

Table with columns for Reclining Seat Coaches, Dining Car, Sleeping Car, and Parlor-Bar-Lounge Car. Includes fare details for various routes.

TRAINS 457-458

between Seattle, Tacoma and Portland

Table with columns for Reclining Seat Coaches, Dining Car, Sleeping Cars, and Club-Lounge Car. Includes fare details for various routes.

TRAINS 459-460

between Seattle, Tacoma and Portland

Table with columns for Reclining Seat Coaches. Includes fare details for various routes.

OCCUPANCY OF SLEEPING CARS

Table with columns for May be occupied, Must be vacated, May be occupied, Must be vacated. Includes occupancy details for various routes.

PASSENGER INFORMATION

Train Schedules in this folder are subject to change without notice. The Great Northern Railway cannot be liable for missed connections caused by trains delayed by circumstances entirely beyond the railway's control.

Purchase Tickets before boarding trains. SAVE by purchasing Round Trip Tickets.

Children under five years of age, when accompanied by parent or guardian, will be carried free. Children five years of age and under twelve years of age will be charged one-half of the adult fares.

Adjustment of Fares. Should any misunderstanding arise with conductors or agents as to the proper fare or ticket privileges, please pay fare requested, take receipt and communicate with A. E. Michel, Manager Passenger Accounting, St. Paul, Minn. 55101.

Redemption of Tickets. Applications for redemption of unused portions of tickets issued by the Great Northern Railway should be addressed to Mr. A. E. Michel, Manager Passenger Accounting, St. Paul, Minn. 55101.

Invalids and Infirm Passengers. Wheelchair service is available at the following stations: Bellingham, Breckenridge, Chicago, Duluth, Edmonds, Everett, Fargo, Grand Forks, Great Falls, Havre, Minneapolis, Minot, New Westminster, B. C., Portland, St. Paul, Seattle, Spokane, Tacoma, Vancouver, B. C., Wenatchee, Whitefish, Williston, Willmar and Winnipeg.

Advance notice must be given for passengers requiring special handling and must be accompanied by attendant (s).

Examples of GN's Honoring, and Free Side-Trip, Arrangements:

Tickets reading from St. Paul or any other point up to Seattle, Wash. destined to Portland, Ore. will be honored via Great Northern to Seattle thence via GN-NP-UP pool train service to Portland.

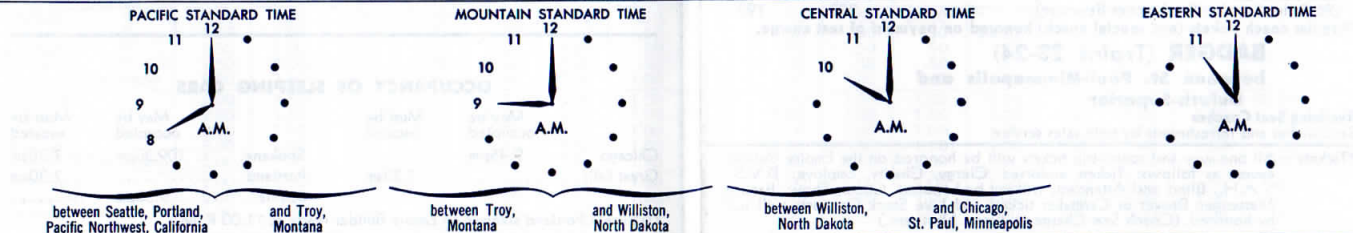
Tickets routed Great Northern and good for passage between Havre, Mont. and Cut Bank, Mont. will be honored westbound via Great Falls and Shelby, Mont. or eastbound via Shelby and Great Falls, Mont.

A free side trip to Great Falls, Mont. is available to holders of tickets reading in either direction between Williston, N. D. and east, and Glacier Park Station, Mont. and stations west. Side trip tickets may be secured on application and presentation of original ticket to Agent at side trip point, or coupons may be included in through ticket.

Consult agents for other honoring and free side-trip arrangements.

Consult any Great Northern Railway ticket agent or passenger representative or your local ticket agent or travel bureau for any additional information or details on your transportation requirements.

STANDARD TIME.—All time shown in Great Northern Railway published schedules of its lines east of Williston, North Dakota, is Central time; between Williston, North Dakota, and Troy, Montana, is Mountain time; west of Troy, Montana, is Pacific time. All Great Northern trains operate on STANDARD TIME.



BAGGAGE INFORMATION

Hand Baggage which passenger desires to retain possession of is restricted to an amount which can conveniently be placed in the berth, seat or other accommodations purchased by the passenger. Passengers are urged for the convenience of themselves and other passengers to check all baggage except that actually needed for personal use enroute.

Marking for Identification. Mark or tag each piece with Passenger's name and address and place similar information inside.

Definition of Checked Baggage. Baggage consisting of wearing apparel, toilet articles (except liquids) and personal effects necessary or appropriate for the wear, use, comfort and convenience of the passenger for the purpose of the journey and not intended for other persons nor for sale, may be checked in baggage service.

Checking Allowance. Baggage weighing 150 pounds, and not exceeding \$100.00 in value, is allowed on each adult ticket; on each half-fare ticket, 75 pounds of baggage not exceeding \$50.00 in value may be checked. Family-fare-plan tickets provide for checking of 300 pounds of baggage, not exceeding \$200.00 in value, regardless of number of passengers for which the ticket is issued.

Local baggage service will be performed under Form 175 check wherein no signed Declaration of Value is necessary and baggage will be delivered via "self-service" at principal points.

No single piece of baggage exceeding 300 pounds in weight, or exceeding \$2500.00 in value, will be checked.

Service Charge. At time of checking, small luggage will be checked at a charge of 25c per piece, large objects (trunks, footlockers) at 50c each.

Miscellaneous. Dogs, small household pets, bicycles, baby carriages, cribs, playpens and similar articles may be checked and transported in baggage cars within the weight and value allowance subject to tariff regulations.

Remains. Consult ticket or baggage agent.

Forwarding. Passengers are urged to check baggage in advance. Every effort will be made to facilitate the handling of baggage, but the Railway cannot guarantee to always forward baggage on the same train with the owner.

Lost or Misplaced Articles. Contact the Manager, Mail, Baggage and Express Traffic, Great Northern Railway, St. Paul, Minnesota 55101, or District Mail, Baggage and Express Agent, Great Northern Railway, Seattle, Washington 98104, concerning any lost or misplaced baggage or other articles.

The railway assumes no responsibility for unchecked articles left in stations or passenger cars.

- Grand Forks, North Dakota 58201
G. N. Station, Freight Traffic Dept., Phone 772-9351
E. G. Westby..... General Agent.
G. N. Station, Passenger Information, Phone 772-6161,
G. J. Burris..... Depot Ticket Agent.
Great Falls, Montana 59401
Great Northern Office Bldg., Phone 453-5481,
J. J. Heimes..... Assistant General Freight and Passenger Agent.
W. L. Curtis..... General Agent.
Great Northern Station, Phone 453-5481, A. M. Sala..... Depot Ticket Agent.
Havre, Montana 59501
G. N. Station, Phone 265-2441,
J. J. Hamilton..... Traveling Freight and Passenger Agent.
G. L. Richard..... Depot Ticket Agent.
Helena, Montana 59601
G. N. Station, Phone 442-0010, L. L. Flynn..... Agent.
Kalispell, Montana 59901
G. N. Freight Station, Phone 756-3756,
V. Z. Clarke..... General Agent.
G. N. Passenger Station, Phone 756-3157, G. L. Brennan..... Depot Ticket Agent.
Kansas City, Missouri 64105
815 Dwight Bldg., Phone Victor 2-3852,
O. W. Pierce..... General Agent, Passenger Department.
C. L. Hand..... General Agent, Freight Department.
Klamath Falls, Oregon 97601
G. N. Station, Phone 884-4101, E. W. Carter..... General Agent.
Los Angeles, California 90014
Room 517, Five Ten West Sixth St. Bldg., Phone Madison 9-1473,
T. L. May..... Assistant General Freight Agent.
C. V. Paulson..... Traveling Freight and Passenger Agent.
Milwaukee, Wisconsin 53203
1314 Majestic Bldg., Phone 271-1753,
J. W. Petrick..... General Agent.
C. D. Peret..... Traveling Freight and Passenger Agent.
Minneapolis, Minnesota 55402
101 South 7th St. at Marquette, Phone 333-1267,
R. W. Greenman..... General Agent, Passenger Department.
T. F. Taff..... City Passenger Agent.
G. N. Passenger Station, (55401), Phone Federal 3-0124,
Owen E. Herman..... Depot Ticket Agent.
Great Northern Passenger Station, Room 218, Phone 332-4517,
W. C. Hageman..... General Freight Agent.
Minot, North Dakota 58701
G. N. Station, Phone 838-8221,
W. F. Hoffman..... General Agent.
A. G. Luetzen..... Depot Ticket Agent.
Nelson, B. C.
557 Ward St., Phone 352-5588,
J. A. McIlveen..... City Freight and Passenger Agent.
New Westminster, B. C.
G. N. Station, Phone 526-3696, G. T. Aldcroft..... Depot Ticket Agent.
New York, New York 10020
Room 212, 630 Fifth Avenue, Rockefeller Center, Phone Circle 5-8398,
J. L. Tierney..... General Agent, Passenger Department.
H. Walter Heyer..... District Passenger Agent.
T. F. Dowd..... City Passenger Agent.
Room 1701, 110 East 42nd Street (10017) Phone YUkon 6-4404,
M. A. Unger..... General Freight Agent.
Oakland, California 94612
215 Financial Center Bldg., 405 14th Street, Phone 832-7672,
O. W. Freeman..... General Agent.
Philadelphia, Pennsylvania 19103
311 Transportation Center Bldg., 17th & Market Sts., Phone Locust 3-3275,
A. J. Hoehn..... General Agent.
A. E. Rohmer..... District Freight and Passenger Agent.
Pittsburgh, Pennsylvania 15222
1002 Oliver Bldg., Phone Atlantic 1-1541,
M. A. Knos..... General Agent.
J. J. Messina..... Traveling Freight and Passenger Agent.
Portland, Oregon 97205
607 S. W. Washington St., Pass.: Phone Capitol 3-7273,
K. C. Clauson..... General Agent, Passenger Department.
C. A. Eddy..... Traveling Passenger Agent.
K. L. Gooding..... City Passenger Agent.
1114 Executive Bldg., (97204), Freight: Phone Capitol 3-1146,
J. K. Cutforth..... General Freight Agent.
P. C. Ivory..... General Agent.
Union Station, (97209), Phone Capitol 7-3421, Frank Smith..... Depot Ticket Agent.
Renton, Washington 98055
Fourth and Walla Walla, Phone Alpine 5-1471, F. J. Campbell..... Agent.
Rochester, Minnesota 55901
105 1/2 2nd Ave., S. W., Phone 282-2072,
C. F. Day..... Ticket Agent.
Sacramento, California 95814
223 Forum Bldg., Phone Gilbert 2-3376, R. L. Lamb..... General Agent.
St. Louis, Missouri 63109
1321 Boatmen's Bank Bldg., Phone Garfield 1-2956,
R. D. Phillips..... General Agent.
Paul R. Shaw..... District Freight and Passenger Agent.

- St. Paul, Minnesota 55102
Wabasha at Fourth Street, Phone 224-5588,
R. E. Osterberg..... General Agent, Passenger Department.
David E. Lewis..... City Passenger Agent.
Union Depot, (55101), Phone 224-7681, E. P. Bruers..... Terminal Agent.
712 Great Northern Bldg., (55101), Phone 224-5588,
W. B. Watkins..... Traveling Passenger Agent.
P. F. Shay..... Manager, Reservation Bureau.
175 East 4th St., Phone 224-5588
E. H. Gruetzman..... General Agent Freight Department.
San Francisco, California 94105
Room 407 Monadnock Bldg., 681 Market St.
C. G. Alexander..... General Agent.
R. J. Keate..... City Passenger Agent.
Phone: Sutter 1-6051,
Room 415 Monadnock Bldg., 681 Market St.
R. F. Anderson..... General Agent, Freight Department.
Phone: 986-1246
Seattle, Washington 98101
Fourth Ave. at Union St., 1400 4th Ave., Phone Main 4-1900,
M. C. Sandstrom..... General Agent, Passenger Department.
W. E. Wilson..... Asst. General Agent, Passenger Department.
W. G. Jeffery..... City Passenger Agent.
Gary Durr..... City Passenger Agent.
King Street Station, (98104), Phone Main 4-1900,
D. J. Riepe..... Depot Ticket Agent.
203 Great Northern Bldg., Phone Main 4-1900,
P. J. Adamson..... Traveling Passenger Agent.
J. B. Fowler..... Traveling Passenger Agent.
E. Geraldine Habich..... Manager, Reservation Bureau.
201 Great Northern Bldg., Phone Main 4-1900,
R. W. Morrison..... General Agent, Freight Department.
Sidney, Montana 59270
L. J. Warnke, G. N. Station, Phone 482-1308..... Traveling Freight Agent.
Sioux City, Iowa 51101
630 Benson Building, Phone 252-0533,
R. J. Sicard..... General Agent.
Sioux Falls, South Dakota 57102
G. N. Station, 503 E. 8th Street, Phone 336-2585,
C. R. Streebeck..... General Agent.
503 E. 8th St., Phone 338-1831, D. E. Loe..... Depot Ticket Agent.
Spokane, Washington 99204
Davenport Hotel, Phone Madison 4-5141,
C. M. Koenigs..... General Agent, Passenger Department.
G. H. Volland..... Traveling Passenger Agent.
G. N. Station, W. 226 Ferry Ave., (99201), Phone Madison 4-5141,
R. J. Inhofer..... General Agent, Freight Department.
G. N. Station, Phone Madison 4-5141, L. M. Carroll..... Depot Ticket Agent.
Superior, Wisconsin 54881
Union Station, Phone Export 4-7641, G. L. Spaniol, Jr..... Depot Ticket Agent.
Tacoma, Washington 98402
116 South Ninth St., Phone Market 7-0113,
Paul Meyers..... General Agent.
W. R. Smith..... City Passenger Agent.
Union Station, Phone Market 7-4155, H. M. Nelsen..... Depot Ticket Agent.
Toronto, 1, Ont.
709-8 King Street East, Phone 364-3992,
L. T. Wickerson..... General Agent.
Vancouver, 1, B. C.
787 W. Georgia St., Phone: 684-4374,
D. W. Teed..... General Agent, Passenger Department.
R. R. Cameron..... City Passenger Agent.
990 Station St., Zone 4, Phone 681-5511,
W. G. Harst..... General Agent, Freight Department.
J. Lautens, Passenger Station, 1150 Station St..... Depot Ticket Agent.
Vancouver, Washington 98660
Phone Oxford 4-5151, G. F. Stenson..... Traveling Freight and Passenger Agent.
Victoria, B. C.
734 Yates St., Phone 386-6101,
Featherstone Travel Service, Ltd..... Agents.
Washington, District of Columbia 20004
295 Nat. Press Bldg., 14th & F. Sts., N. W., Phone Nat. 8-0180,
J. F. Thomann..... General Agent.
K. D. Thornton..... City Freight and Passenger Agent.
Wenatchee, Washington 98801
Great Northern Office Bldg., Phone Normandy 2-5907,
T. H. Green..... General Agent.
Great Northern Station, Phone Normandy 2-5407, J. W. McFarland..... Depot Ticket Agent.
Winnipeg, 2, Man.
414 Main St., Phone Whitehall 2-5521,
A. S. McKenzie..... General Agent.
Clifford T. Alsop..... District Passenger Agent.
Union Station, Main Street at Broadway, Phone Whitehall 6-2364,
J. Lyon..... Depot Ticket Agent.
Winston-Salem, North Carolina 27101
Room 202, Nissen Bldg., Phone 722-8421,
L. W. Grote..... Commercial Agent.