

ISSUED OCTOBER 1, 1962

# *Rio Grande*

## TIME TABLES

ROYAL GORGE ROUTE



Royal Gorge of the Arkansas River

**DENVER & RIO GRANDE WESTERN RAILROAD**

MAIN LINE THRU THE ROCKIES

ISSUED OCTOBER 1, 1962

# *Rio Grande*

## TIME TABLES

MOFFAT TUNNEL ROUTE



California Zephyr—Glenwood Canyon, Colorado River

**DENVER & RIO GRANDE WESTERN RAILROAD**

MAIN LINE THRU THE ROCKIES

# MOFFAT TUNNEL ROUTE

DENVER, BOND (Orestod), DOTSERO, GLENWOOD SPRINGS,  
GRAND JUNCTION AND SALT LAKE CITY

READ DOWN			Issued October 1, 1962		READ UP		
7 The Pros- pector	17 Calif- ornia Zephyr	Miles from Den- ver	STATIONS		18 Calif- ornia Zephyr	8 The Pros- pector	
Mountain Standard Time							
* 6 25 PM	* 8 40 AM	.0	LV DENVER, COLO.	▲	* 7 20 PM	* 8 00 AM	
f 8 07 PM	c10 59 AM	56.9	LV East Portal (MOFFAT TUNNEL)	▲	e 4 40 PM	f 6 00 AM	
8 43 PM	10 59 AM	75.5	LV Winter Park	▲	5 29 AM	5 29 AM	
9 22 PM	12 20 PM	103.2	LV Granby	▲	4 53 AM	a 4 53 AM	
10 15 PM	12 20 PM	129.3	LV Kremmling	▲	3 10 PM	3 58 AM	
10 23 PM	12 26 PM	129.3	LV BOND	▲	3 05 PM	3 53 AM	
f10 45 PM		134.9	LV Glen	▲		3 19 AM	
		144.6	LV Burns	▲			
		148.8	LV Sylvan	▲			
		166.8	LV Dotsero	▲			
		175.4	LV Shoshone	▲			
11 53 PM	2 05 PM	185.0	LV (Glenwood Canyon)	▲	1 38 PM	2 15 AM	
		197.6	LV GLENWOOD SPRINGS	▲			
		204.4	LV New Castle	▲			
		211.5	LV Silt	▲			
12 25 AM		228.9	LV Rifle	▲		1 40 AM	
		241.5	LV Grand Valley	▲			
		261.9	LV De Beque	▲			
		267.4	LV Palisade	▲			
1 40 AM	3 50 PM	274.5	LV Clifton	▲	11 53 AM	12 20 AM	
			AR GRAND JUNCTION	▲			
7-1	17				18	8-2	
2 00 AM	4 00 PM	274.5	LV GRAND JUNCTION	▲	11 43 AM	12 02 AM	
x		285.4	LV Fruita	▲			
x		290.5	LV Loma	▲			
x		293.8	LV Mack, Colo.	▲			
x		313.3	LV Westwater, Utah	▲			
x		329.3	LV Cisco	▲			
3 32 AM	k 5 21 PM	353.0	LV Thompson	▲	d10 20 AM	10 27 PM	
4 02 AM		380.1	LV Green River	▲		9 51 PM	
x		406.3	LV Woodside	▲			
x		428.1	LV Mounds	▲		8 42 PM	
5 19 AM		444.0	LV Price	▲	8 38 AM	8 27 PM	
5 40 AM	7 08 PM	451.4	LV HELPER	▲			
x		455.2	LV Castle Gate	▲			
		469.4	LV Colton	▲			
f 6 22 AM		476.3	LV Soldier Summit	▲		f 7 30 PM	
		485.9	LV Gilly	▲			
7 17 AM		505.8	LV Thistle	▲		6 37 PM	
f 7 33 AM		520.7	LV Springville	▲		f 6 16 PM	
7 44 AM	9 59 PM	526.1	LV PROVO	▲		6 10 PM	
x		532.1	LV Geneva	▲			
x		538.6	LV American Fork	▲			
x		541.9	LV Lehi	▲			
x		554.1	LV Riverton	▲			
x		559.4	LV Midvale	▲			
x		563.3	LV Murray	▲			
x		567.4	LV Roper	▲			
8 40 AM	10 00 PM	570.0	AR SALT LAKE CITY, UTAH	▲	* 5 45 AM	* 5 15 PM	
		606.9	OGDEN, UTAH	▲			

◆ D&RGW passenger trains originate and terminate at Salt Lake City. Tickets reading via D&RGW between Salt Lake City and Ogden will be honored on Union Pacific trains.

## REFERENCE NOTES

- \* Daily.
- a Stops on flag to pick up pay passengers for points on Mo. Pac. and discharge pay passengers from connections at Denver.
- b Stops to discharge passengers received from connections at Pueblo.
- c Stops on flag to receive revenue passengers for Sacramento or beyond, and discharge revenue passengers from Omaha or beyond.
- d Stops on flag to receive revenue passengers for Denver or beyond, and discharge revenue passengers from Salt Lake or beyond.
- e Stops on flag to receive revenue passengers for Omaha or beyond, and discharge revenue passengers from Sacramento or beyond.
- f Flag stop.
- g Stops daily except Sundays; flag stop Sundays.
- h Stops daily except Mondays; flag stop Mondays.
- j Stops on flag to pick up pay passengers for Denver, Colorado Springs, Pueblo or beyond.
- k Stops on flag to receive revenue passengers for Salt Lake City or beyond, and discharge revenue passengers from Denver or beyond.
- x Stops to discharge pay passengers from Denver, Colorado Springs and Pueblo.
- ▲ Not checked baggage handled at this station.
- ▲ Rail-Auto Service available at this point.

# ROYAL GORGE ROUTE

DENVER, COLORADO SPRINGS, PUEBLO, SALT LAKE CITY  
AND OGDEN

READ DOWN			Issued October 1, 1962		READ UP		
3 The Colorado Eagle	1 The Royal Gorge	Miles from Den- ver	STATIONS		2 The Royal Gorge	4 The Colorado Eagle	
Mountain Standard Time							
* 4 05 PM	* 9 00 AM	.0	LV DENVER, COLO.	▲	* 3 00 PM	*10 20 AM	
4 28 PM	9 20 AM	10.3	LV Littleton	▲	2 36 PM	9 59 AM	
		20.7	LV Louviers (Gann)	▲			
	f 9 36 AM	24.5	LV Sedalia	▲	f 2 19 PM	b	
	a	32.5	LV Castle Rock	▲	2 10 PM	b	
	a	43.0	LV Larkspur	▲	f 1 58 PM	b	
	f 9 58 AM	46.9	LV Greenland	▲	f 1 47 PM	b	
	f10 04 AM	51.9	LV Palmer Lake	▲	f 1 38 PM	b	
	f10 13 AM	55.9	LV Monument	▲			
	f10 18 AM	61.9	LV Academy (U.S. Air Force)	▲			
• 5 55 PM	*10 40 AM	74.9	AR COLORADO SPRINGS (Pikes Peak)	▲	* 1 10 PM	* 8 38 AM	
• 5 55 PM	*10 50 AM	74.9	AR COLORADO SPRINGS	▲	* 1 10 PM	* 8 38 AM	
	f11 08 AM	87.9	LV Fountain	▲	f12 42 PM	b	
6 45 PM	11 50 AM	119.4	LV PUEBLO	▲	f12 05 PM	7 40 AM	
	12 15 PM	119.4	LV PUEBLO	▲	11 45 AM		
		134.6	LV Swallows	▲			
		139.6	LV Hobson	▲			
	f12 52 PM	145.8	LV Portland	▲	f11 01 AM		
	1 02 PM	151.9	LV Florence	▲	10 53 AM		
	1 23 PM	160.0	LV CANON CITY	▲	10 40 AM		
	1 36 PM	166.2	LV Hanging Bridge (ROYAL GORGE)	▲	10 27 AM		
		166.2	LV Hanging Bridge	▲			
1 46 PM	171.2	LV Parkdale	▲	AR 10 17 AM			
f 1 57 PM	184.1	LV Texas Creek	▲	f10 05 AM			
2 20 PM	191.7	LV Cotopaxi	▲	9 45 AM			
2 34 PM	215.1	AR SALIDA	▲	9 34 AM			
3 15 PM	215.1	AR SALIDA	▲	9 00 AM			
3 25 PM	222.2	LV Brown Canon	▲	8 50 AM			
	232.8	LV Nathrop	▲				
4 04 PM	240.3	LV Buena Vista	▲	8 15 AM			
f 4 29 PM	257.3	LV Yale	▲	f 7 52 AM			
4 52 PM	271.0	AR Malta	▲	f 7 36 AM			
	281.0	LV (Leadville)	▲				
f 5 15 PM	288.7	LV Tennessee Pass	▲	f 7 11 AM			
f 5 37 PM	293.9	LV Pando	▲	f 6 51 AM			
f 5 52 PM	302.0	LV Red Cliff	▲	f 6 39 AM			
	302.0	LV Eagle River Canyon	▲				
6 25 PM	308.0	LV Minturn	▲	6 22 AM			
f 6 35 PM	319.1	LV Avon	▲	f 6 02 AM			
f 6 50 PM	329.0	LV Wolcott	▲	f 5 46 AM			
7 04 PM	335.8	LV Eagle	▲	f 5 31 AM			
g 7 13 PM	341.9	LV Gypsum	▲	f 5 21 AM			
	360.1	LV Dotsero	▲				
8 00 PM	372.7	LV (Glenwood Canyon)	▲				
8 17 PM	372.7	LV GLENWOOD SPRINGS	▲	LV 4 40 AM			
8 27 PM	379.5	LV New Castle	▲	f 4 09 AM			
8 50 PM	386.6	LV Silt	▲	f 4 02 AM			
9 11 PM	404.0	LV Rifle	▲	f 3 55 AM			
9 28 PM	416.6	LV Grand Valley	▲	f 3 35 AM			
10 03 PM	437.2	LV De Beque	▲	f 3 20 AM			
10 15 PM	442.7	LV Palisade	▲	f 2 55 AM			
10 30 PM	449.6	LV Clifton	▲				
		449.6	AR GRAND JUNCTION	▲	LV 2 40 AM		
7-1					8-2		
2 00 AM	449.6	LV GRAND JUNCTION	▲	AR 12 02 AM			
x	460.5	LV Fruita	▲	12 02 AM			
x	465.6	LV Loma	▲				
x	468.9	LV Mack, Colo.	▲				
x	488.4	LV Westwater, Utah	▲				
x	504.4	LV Cisco	▲				
3 32 AM	528.1	LV Thompson	▲	10 27 PM			
4 02 AM	555.2	LV Green River	▲	9 51 PM			
x	581.4	LV Woodside	▲				
x	603.2	LV Mounds	▲				
5 19 AM	619.1	LV Price	▲	8 42 PM			
5 40 AM	626.5	LV HELPER	▲	8 27 PM			
x	630.3	LV Castle Gate	▲				
	644.5	LV Colton	▲				
f 6 22 AM	651.5	LV Soldier Summit	▲	f 7 30 PM			
	661.0	LV Gilly	▲				
7 17 AM	680.9	LV Thistle	▲	6 37 PM			
f 7 33 AM	695.8	LV Springville	▲	f 6 16 PM			
7 44 AM	701.2	LV PROVO	▲	6 10 PM			
x	707.2	LV Geneva	▲				
x	713.7	LV American Fork	▲				
x	717.0	LV Lehi	▲				
x	728.6	LV Riverton	▲				
x	734.5	LV Midvale	▲				
x	738.4	LV Murray	▲				
x	742.5	LV Roper	▲				
8 40 AM	745.1	AR SALT LAKE CITY, UTAH	▲	LV 5 15 PM			
	782.0	OGDEN, UTAH	▲				

◆ D&RGW passenger trains originate and terminate at Salt Lake City. Tickets reading via D&RGW between Salt Lake City and Ogden will be honored on Union Pacific trains.

\*AT COLORADO SPRINGS, SOUTHBOUND TRAINS USE D. & R. G. W. STATION; NORTHBOUND TRAINS USE A. T. & S. F. STATION.

## COLORADO LINES

**DENVER, GRANBY, ORESTOD, STEAMBOAT SPRINGS, CRAIG**

READ DOWN		Issued October 1, 1962		READ UP	
	9 Yampa Valley Mail	Miles	STATIONS		10 Yampa Valley Mail
	* 9 05 AM	0.0	Lv DENVER	Ar	* 3 20 PM
	f 9 17 AM	7.1	Lv Arvada (Ralston)	Lv	f 3 03 PM
	f 9 44 AM	24.4	Lv Plainview	Lv	f 2 29 PM
		31.3	Lv Crescent	Lv	
	10 16 AM	37.0	Lv Pine Cliff	Lv	1 57 PM
	10 25 AM	41.7	Lv Rollinsville	Lv	1 49 PM
	f 10 33 AM	46.8	Lv Tolland	Lv	f 1 40 PM
	10 41 AM	50.0	Lv East Portal	Lv	1 35 PM
			(Moffat Tunnel)		
	10 52 AM	56.9	Lv Winter Park	Lv	1 22 PM
	11 04 AM	62.1	Lv Fraser	Lv	1 11 PM
	f 11 08 AM	65.9	Lv Tabernash	Lv	f 1 05 PM
	11 30 AM	75.5	Lv Granby	Lv	12 49 PM
	11 45 AM	86.1	Lv Hot Sulphur Springs	Lv	12 32 PM
	11 55 AM	91.0	Lv Parshall	Lv	12 10 PM
	12 14 PM	103.2	Lv Kremmling	Lv	12 05 PM
		105.8	Lv Gore	Lv	
	12 40 PM	116.1	Lv Radium	Lv	11 33 AM
	f 12 58 PM	126.1	Lv State Bridge	Lv	f 11 12 AM
	1 05 PM	128.5	Lv ORESTOD	Lv	11 10 AM
	f 1 19 PM	134.1	Lv McCoy	Lv	f 10 47 AM
	f 1 41 PM	142.5	Lv Volcano	Lv	f 10 24 AM
	f 2 00 PM	149.9	Lv Egeria	Lv	f 10 06 AM
	2 05 PM	153.1	Lv Toponas	Lv	10 02 AM
	2 18 PM	161.6	Lv Yampa	Lv	9 51 AM
	2 28 PM	167.7	Lv Phippsburg	Lv	9 42 AM
	2 35 PM	171.2	Lv Oak Creek	Lv	9 35 AM
	f 2 39 PM	173.6	Lv Routt	Lv	f 9 29 AM
	f 2 42 PM	175.0	Lv Haybro	Lv	f 9 26 AM
	f 2 56 PM	183.6	Lv Sidney	Lv	f 9 12 AM
	3 13 PM	190.9	Lv STEAMBOAT SPRINGS	Lv	9 03 AM
	f 3 22 PM	197.5	Lv Brookston	Lv	f 8 51 AM
	3 27 PM	200.9	Lv Milner	Lv	8 46 AM
		206.3	Lv Bear River	Lv	
	f 3 38 PM	207.7	Lv Mt. Harris	Lv	f 8 37 AM
	3 50 PM	214.8	Lv HAYDEN	Lv	8 27 AM
	f 3 56 PM	219.2	Lv Cary Ranch	Lv	f 8 20 AM
	4 20 PM	231.4	AR CRAIG	Lv	* 8 05 AM

### ASPEN BRANCH—RAIL FREIGHT SERVICE ONLY

Glenwood-Aspen Stages

Rail Tickets Not Honored

Bus	Bus	Miles	STATIONS	Bus	Bus
⑧ 8 45 AM	① 2 20 PM	0	Lv Glenwood Springs	⑧ 12 35 PM	① 5 15 PM
9 00 AM		12.9	Lv Carbondale	12 10 PM	
10 00 AM	3 25 PM	41.2	AR ASPEN	11 35 AM	4 15 PM

① Daily December 15, 1962 to April 15, 1963, inclusive.

⑧ Daily except Mondays and Tuesdays October 1 to November 30, inclusive, 1962; Daily December 1, 1962 to April 30, 1963, inclusive.

## GENERAL INFORMATION

**Special Notice.** The time shown in this folder is subject to change without notice; is that at which trains may be expected to arrive at and depart from the several stations, but their arrival or departure at the time stated is not guaranteed. This Company reserves the right to discontinue trains, change schedules, and substitute equipment, and will not be responsible for any delay or other deviation from conditions outlined in this time table.

**Adjustment Of Fares.** Should any difference arise between yourself and the conductor, pay the fare requested, take receipt for the amount, and refer the matter to the Passenger Traffic Manager, Denver, Colo., for adjustment.

**Children under 5 years of age, free, when accompanied by parent or guardian; 5 years of age and under 12, one-half fare; 12 years of age or over, full fare.**

**Children Traveling Alone.** Children under 5 years of age must be accompanied by an adult. Children of half fare age when unaccompanied by parent or guardian will not be accepted unless authorized by Ticket Agent, and arrangements for such acceptance must be made in advance.

**Redemption Of Tickets.** For refund on partially used or wholly unused D. & R. G. W. rail tickets, consult local ticket agent, or mail tickets, with explanation of non-use to H. F. Eno, Passenger Traffic Manager, D. & R. G. W. R. R., Room 100 Rio Grande Bldg., 1531 Stout St., Denver 17, Colo.

**Before Boarding Trains** ask the ticket agent, brakeman, or conductor whether the train stops at the station to which you may be ticketed. There are stations at which some trains do not stop.

**Stopping Trains On Signal.** Where trains are scheduled to stop only on signal, passengers on trains must give advance notice to conductor, and persons intending to board trains must advise agent to that effect, in order that necessary arrangement may be perfected.

**Ticket Honoring.** All classes of regular tickets will be honored on all trains, except 20 day excursion, Drivers, Caretakers and Banana Messenger tickets will not be honored on the California Zephyr, Trains 17 and 18.

**Baggage.** 150 pounds of personal baggage not exceeding \$100 in value may be checked on each adult ticket without additional charge. A maximum of 300 pounds is allowed without charge to each family group traveling on Family Fare Plan tickets.

**Lost Articles.** Inquiries regarding lost articles and baggage problems should be addressed to J. H. Tanner, Assistant Passenger Traffic Manager, Denver, Colorado.

## PASSENGER TRAIN EQUIPMENT

(All Equipment Is Air Conditioned)

### Nos. 1 and 2—THE ROYAL GORGE—Via Royal Gorge Route

(Diesel Power)

**Grill-Lounge** between Denver and Grand Junction.

(Diner-Lounge between Grand Junction and Salt Lake City in Trains 7 and 8.)

**Vista Dome Chair Car**

Between Denver and Salt Lake City.  
(In Nos. 7 and 8 west of Grand Junction).

### Denver Zephyr Connection

**Standard Sleeper** (10 Roomettes, 6 Double Bedrooms) (DZ-10).

**Slumber Coach** (24 Single Rooms, 8 Double Rooms) (SC-12).

**Vista Dome Chair Car** (DZ-14) (All seats reserved).

Between Chicago and Colorado Springs.  
(In C.B.&Q. Denver Zephyr, Nos. 1 and 10 east of Denver).

### Nos. 3 and 4—THE COLORADO EAGLE

(Streamlined-Diesel Power)

**Diner-Lounge Car.**

**Standard Sleeper** (10 Roomettes, 6 Double Bedrooms) (31 eastbound; 111 westbound).

**Standard-Thrift-T-Sleeper** between Denver and St. Louis (32 eastbound) (112 West-bound) 6 Sections, 6 Roomettes, 4 Double Bedrooms. (Coach tickets honored **In Upper And**

**Lower Berths Only** upon payment of space charge.)

**Planetarium Chair Car.**

**Chair Car.**

Between Denver and St. Louis, via D&RGW-Mo. Pac.

### Nos. 7 and 8—THE PROSPECTOR—Via Moffat Tunnel Route

(Streamlined-Diesel Power)

**Diner-Lounge.**

**Standard Sleepers** (Sections, Roomettes and Double Bedrooms).

**Chair Car.**

Between Denver and Salt Lake City.

### Nos. 9 and 10—THE YAMPA VALLEY MAIL

(Diesel Power)

**Chair Car.** Between Denver and Craig.

### Nos. 17 and 18—THE CALIFORNIA ZEPHYR—Via Moffat Tunnel Route

(Stainless Steel—Streamlined—Diesel Power)

**Vista Dome, Observation Lounge-Standard Sleeper** (1 DR., 3 Dbl. BR.) (CZ-10).

**Standard Sleeper** (6 Dbl. BR., 10 Roomettes) (CZ-11).

**Standard Sleeper** (6 Dbl. BR., 10 Roomettes) (CZ-15).

**Standard Sleeper** (6 Dbl. BR., 5 Compts.) (CZ-16).

**Vista Dome Chair Cars** (CZ-20 and CZ-21) (2 Cars).

**Vista Dome Buffet-Lounge** (Lounge for all passengers; Vista Dome for sleeping car passengers) (Buffet and sandwich service from 6:00 a.m. to 10:00 p.m.).

**Diner** (Service a la carte and table d'hote).

Between Chicago and San Francisco, via CB&Q-D&RGW-WP.

All space on the California Zephyr—both coach and Pullman—is reserved and specifically assigned in advance. Dome seats are not reserved. Checked baggage will be handled on the California Zephyr to or from Glenwood Springs and Grand Junction, Colorado, but not to or from other intermediate points between Denver and Salt Lake City. No extra fare.

## "The Greatest Train in America..."

A recent California Zephyr passenger writes:

"Having just recently returned from a delightful trip to San Francisco via the 'Cal. Zephyr' we want to tell you how thrilled we were by the trip out and back through the magnificent scenery of the western mountains.

"Every line you have ever printed concerning the wonders of your great train, are completely correct and we may add our unqualified endorsement of this trip to the west.

"You can have your quick trips by plane if you want the country all flattened out, but this trip by Zephyr really gives you a view of just what our great western mountain country really looks like. We were thrilled every foot of the way.

"I may add that the extra services of your Zephyrette, the lovely meals in your Cable Car Club, and regular diner are unsurpassed. I believe that this is truly perhaps the greatest train in America and everyone should take this trip at least once in their lives. We are going again at the very first opportunity."

(Name on request)

## RAIL AND PULLMAN FARES

The fares shown below are those in effect October 1, 1962, and do not reflect any increase which may be authorized at a subsequent date. These fares are quoted as information only, are subject to change without notice, and they do not include 10% Federal and 2% Utah taxes.

	RAILROAD FARES				One-Way Pullman Fares	
	In Coaches		In Pullmans		Standard Car	
	One-way	6 Months Round-trip	One-way	6 Months Round-trip	Lower Berth	Seat Fare Day Travel
<b>COLORADO SPRINGS TO</b>						
Kansas City.....Mo.	\$18.93	\$34.10	\$24.00	\$43.20	\$ 7.55	
St. Louis.....Mo.	27.41	49.35	34.77	62.60	11.45	
Salt Lake City.....Utah	17.92	32.30	22.76	41.00	8.70	
<b>DENVER TO</b>						
Glenwood Springs.....Colo.	6.23	11.25	7.92	14.30	5.80	\$ 1.90
Grand Junction.....Colo.	8.96	16.15	11.37	20.50	5.80	2.70
Kansas City.....Mo.	19.43	35.00	24.65	44.40	7.55	
Los Angeles.....Calif.	41.48	75.75	52.68	88.95	17.70	
Provo.....Utah	16.58	29.85	21.08	37.95	7.90	5.05
St. Louis.....Mo.	27.70	49.90	35.14	63.30	11.45	
Salt Lake City.....Utah	17.92	32.30	22.76	41.00	8.70	5.30
San Francisco.....Calif.	41.48	75.75	52.68	88.95	17.70	

Coach tickets valid in Slumbercoach on The Denver Zephyr—Reserved single room charge Colorado Springs to Chicago \$9.00; \$16.20 double.

Coach tickets valid in lower and upper berths only in Cars 32 and 112 when operated on The Colorado Eagle—between Denver and Kansas City and intermediate points, Lower \$7.50; Upper \$5.50. Between Denver and intermediate points west of Kansas City on the one hand and St. Louis and intermediate points east of Kansas City on the other hand, Lower \$9.90; Upper \$5.50.

## Looking for an Industrial Site?

If your company is looking for a plant site, branch office, distribution or collection point in the Colorado-Utah business belt, you need a capable local contact, and are invited to call on Rio Grande. We'll be delighted to arrange a site-investigation tour. There is no obligation and all inquiries will be held in strict confidence.

Address inquiries to:

**R. C. Cavness, Director of Industrial Development,  
Rio Grande Building, P. O. Box 5482,  
Denver 17, Colorado.**

	RAILROAD FARES				One-Way Pullman Fares	
	In Coaches		In Pullmans		Standard Car	
	One-way	6 Months Round-trip	One-way	6 Months Round-trip	Lower Berth	Seat Fare Day Travel
<b>GLENWOOD SPRINGS TO</b>						
Chicago.....Ill.	\$37.69	\$67.85	\$47.87	\$86.20	\$14.50	
Omaha.....Nebr.	22.55	40.60	28.64	51.60	10.20	
Salt Lake City.....Utah	11.71	21.10	14.87	26.80	5.80	\$ 3.55
San Francisco.....Calif.	37.75	69.05	47.88	87.20	14.05	
<b>GRAND JUNCTION TO</b>						
Chicago.....Ill.	40.40	72.75	51.31	92.40	15.50	
Omaha.....Nebr.	25.29	45.55	32.09	57.80	11.45	
Salt Lake City.....Utah	8.99	16.20	11.41	20.55	5.80	2.95
San Francisco.....Calif.	35.03	64.15	44.42	80.95	13.75	
<b>SALT LAKE CITY TO</b>						
Chicago.....Ill.	45.39	81.75	57.62	103.75	16.70	
Kansas City.....Mo.	35.11	63.20	45.67	82.25	14.05	
Omaha.....Nebr.	31.34	56.45	39.82	71.70	13.25	
St. Louis.....Mo.	43.01	77.45	54.60	98.30	16.70	

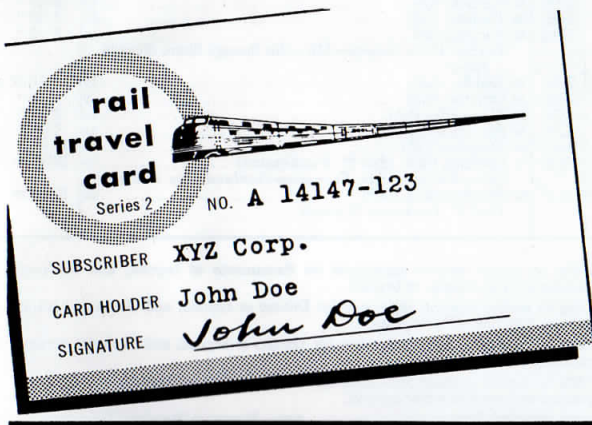
### FARES FOR OTHER STANDARD PULLMAN ACCOMMODATIONS

Based on charge for Lower Berth as shown in above table. Applies only between points where through Pullman fares are published—not to combination Pullman fares.

WHERE LOWER BERTH FARE IS	Upper berth fare will be	Roomette Fare for one person will be	Bedroom Fare		Compartment Fare		Drawing Room Fare	
			for one person will be	two persons will be	for one person will be	two or more persons will be	for one person will be	two or more persons will be
\$ 5.80	\$ 4.40	\$ 8.10	\$11.90	\$14.75	\$12.55	\$15.85	\$16.90	\$21.35
7.55	5.65	10.55	15.40	18.65	16.10	20.10	21.75	27.25
7.90	6.10	11.05	16.10	19.50	16.85	21.00	22.75	28.55
8.70	6.65	12.20	17.65	21.20	18.45	22.90	24.95	31.20
10.20	7.80	14.40	20.45	24.50	21.45	26.50	29.10	36.25
11.45	8.65	16.00	22.70	27.20	23.90	29.50	32.50	40.35
13.25	10.10	18.65	26.25	31.20	27.55	33.85	37.50	46.45
13.75	10.50	19.20	27.10	32.35	28.50	35.00	38.80	48.05
14.05	10.70	19.70	27.80	33.00	29.15	35.75	39.70	49.15
14.50	10.95	20.20	28.50	33.90	30.00	36.80	40.85	50.60
15.50	11.80	21.70	30.60	36.25	32.05	39.25	43.70	54.00
16.70	12.70	23.25	32.65	38.65	34.40	42.05	46.90	57.90
17.70	13.55	24.75	34.65	41.05	36.40	44.50	49.70	61.35

Exclusive Space Occupancy by One Person: One and one-fourth railroad tickets must be purchased for exclusive use of drawing room; one adult rail ticket for compartment, bedroom or roomette. (Night occupancy.)

• Applies via direct route.



## Nation-wide "Charge-it" Service—without deposit!

Honored by 50 Railroads

You're recognized as an old friend... when you use the "charge-it" service of your Rail Travel Card. Costs you nothing... saves time and trouble.

**NO DEPOSIT REQUIRED!**

H. F. Eno, Passenger Traffic Manager  
Denver & Rio Grande Western Railroad  
Room 100, Rio Grande Bldg., Dept. TT  
1531 Stout Street, Denver 17, Colorado



### FREE BAGGAGE ALLOWANCE

Each adult ticket entitles you to check as much as 150 pounds (up to \$100 value) without additional charge. On Family Plan tickets up to 300 pounds (not exceeding \$200.00 in value) is allowed regardless of number of persons for which ticket is issued.

### FAMILY FARE PLAN

Here's how it works:

On one-way trips, one parent pays full fare (either coach or Pullman); other parent and all children from ages 12 through 21 pay one-half regular fare; children 5 through 11 pay one-fourth fare; children under five ride free.

On round trips, one parent pays the full round trip fare; other parent and children 12 through 21 pay the usual one-way fare; children 5 through 11 pay half the usual one-way fare; children under five ride free.

These family fares are good on all Rio Grande trains except The Silverton. The above family plan applies for local tickets on the Rio Grande. For other family plan arrangements, consult Ticket Agent.



### RAIL-AUTO TRAVEL PLAN

(Hertz and Avis)

Here's the way to go places. Stretch out, get comfortable on a fast train. Arrive refreshed. Then, step into a clean, dependable new rental car.

That's traveling! Easy traveling, too.

Your ticket agent will reserve your car when you buy your ticket. No charge. Low rates (extra low by the week) cover all gasoline, oil and proper insurance.

# COLORADO EAGLE

BETWEEN

DENVER • COLORADO SPRINGS • PUEBLO  
WICHITA • KANSAS CITY • ST. LOUIS

READ DOWN		READ UP	
No. 3 Daily	Miles from Denver	Denver & Rio Grande Western Railroad	No. 4 Daily
4 05 PM MST	0	LV DENVER, COLO.	10 20 AM MST
5 55 " "	75	LV Colorado Springs, Colo ( <i>Pikes Peak</i> )	8 38 " "
6 45 PM " "	119	AR PUEBLO, COLO.	7 40 " "
<b>No. 12</b>		<b>Missouri Pacific R. R.</b>	
6 55 PM MST	119	LV PUEBLO, COLO.	7 30 AM MST
7 45 " "	170	LV Ordway, Colo.	6 15 " "
12 06 AM MST	458	AR Hoisington, Kans.	1 48 " "
1 18 " CST	458	LV Hoisington, Kans.	2 33 " CST
1 50 " " "	492	LV Geneseo, Kans.	1 50 " " "
<b>No. 11</b>		<b>Missouri Pacific R. R.</b>	
5 45 AM CST	580	AR WICHITA, KANS.	10 00 PM CST
3 06 AM CST	565	LV Herington, Kans.	12 23 AM CST
3 35 " " "	592	LV Council Grove, Kans.	11 58 PM CST
4 45 " " "	662	LV Ottawa, Kans.	10 45 " " "
5 15 " " "	683	LV Osawatimie, Kans.	10 25 " " "
6 55 " " "	742	AR KANSAS CITY, MO.	9 10 " " "
7 15 " " "	742	LV KANSAS CITY, MO.	9 00 " " "
10 00 " " "	900	LV Jefferson City, Mo.	6 01 " " "
12 15 PM " "	1021	AR ST. LOUIS, MO.	4 00 " " "

MST—Mountain Standard Time. CST—Central Standard Time.

# DENVER ZEPHYR

BETWEEN

COLORADO SPRINGS • DENVER • OMAHA • CHICAGO

READ DOWN		READ UP	
No. 2 Daily	Miles from Colo. Spgs.	Denver & Rio Grande Western Railroad	No. 1 Daily
1 10 PM MST	0	LV Colorado Springs, Colo.	10 40 AM MST
3 00 " " "	75	AR Denver, Colo.	9 00 " " "
<b>No. 10</b>		<b>Burlington Route</b>	
4 00 PM MST	75	LV Denver, Colo.	8 30 AM MST
7 35 " " "	330	AR McCook, Nebr.	4 38 " " "
8 38 PM CST	330	LV McCook, Nebr.	5 35 " " CST
12 04 AM " "	558	AR Lincoln, Nebr.	2 05 " " "
1 11 " " "	613	AR Omaha, Nebr.	12 58 " " "
5 57 " " "	908	AR Burlington, Iowa.	8 07 PM " "
9 15 " " "	1114	AR Chicago, Ill.	5 00 " " "

MST—Mountain Standard Time. CST—Central Standard Time.

## BEST WAY TO SEE THE BEST OF THE WEST

... is from a See-all Vista-Dome ... at SEE-level! Vista-Dome views of majestic Rocky Mountain wonderlands provide a thrilling daily panorama as refreshing as Nature's four seasons and their ever-changing effect on the Scenic Route.

Queen of Rio Grande's Vista-Dome streamliner fleet is the California Zephyr, which links the Great Lakes with the Golden Gate via Rio Grande's Colorado River Scenic Short Cut. That it is America's most popular transcontinental train is due primarily to the fact that it is specifically designed and scheduled for sightseeing.



# CALIFORNIA ZEPHYR

BETWEEN

CHICAGO • DENVER  
SALT LAKE CITY • SAN FRANCISCO

READ DOWN		READ UP	
No. 17 Daily	Miles From Chicago	STATIONS Burlington Route	No. 18 Daily
3 10 PM CST	0	LV CHICAGO, ILL. ( <i>Union Station</i> )	2 05 PM CST
5 32 " " "	162	LV Galesburg, Ill.	11 34 AM " "
6 10 " " "	205	Cross Mississippi River	10 54 " " "
6 16 " " "	206	LV Burlington, Ia.	10 51 " " "
7 31 " " "	280	LV Ottumwa, Ia.	9 36 " " "
9 11 " " "	393	LV Creston, Ia.	7 57 " " "
10 37 " " "	480	Cross Missouri River	6 49 " " "
10 57 " " "	501	AR Omaha, Nebr.	6 14 " " "
11 02 " " "	501	LV Omaha, Nebr.	5 59 " " "
12 25 AM " "	556	LV Lincoln, Nebr.	4 49 " " "
2 20 " " "	653	LV Hastings, Nebr.	3 09 " " "
4 00 " " MST	784	LV McCook, Nebr.	12 47 " " "
8 20 " " "	1039	AR DENVER, COLO.	7 35 PM MST
		<b>Denver &amp; Rio Grande Western R. R.</b>	
8 40 AM MST	1039	LV DENVER, COLO.	7 20 PM MST
		Moffat Tunnel—6.2 miles—Continental Divide.	
10 59 AM MST	1114	LV Granby, Colo.	4 40 PM MST
		From Granby parallel the Colorado River for 235 miles.	
		Byers Canyon—Gore Canyon	
12 26 PM MST	1168	LV Bond, Colo.	3 10 PM MST
		Red Canyon—Glenwood Canyon	
2 05 PM MST	1224	LV Glenwood Springs, Colo.	1 38 PM MST
3 50 " " "	1313	AR Grand Junction, Colo.	11 53 AM " "
4 00 " " "	1313	LV Grand Junction, Colo.	11 43 " " "
		Ruby Canyon—Colo.-Utah State Line	
		At Westwater, Utah—last glimpse of Colorado River.	
5 21 PM MST	1347	LV Thompson	10 20 AM MST
7 08 PM MST	1490	LV Helper, Utah	8 38 AM MST
		Soldier Summit—Wasatch Range.	
9 05 PM MST	1565	LV Provo, Utah	6 35 AM MST
10 00 " " "	1609	AR SALT LAKE CITY, UTAH.	5 45 " " "
		Western Pacific Railroad	
10 15 PM MST	1609	LV SALT LAKE CITY, UTAH	5 25 AM MST
10 59 " PST	1731	AR Wendover, Utah	2 35 " PST
1 25 AM " "	1872	AR Elko, Nev.	12 10 " " "
3 37 " " "	2005	AR Winnemucca, Nev.	10 00 PM " "
5 08 " " "	2099	AR Gerlach, Nev.	8 35 " " "
6 10 " " "	2165	AR Herlong, Calif.	7 30 " " "
7 05 " " "	2216	AR Portola, Calif.	6 25 " " "
		Feather River Canyon—116 miles through Sierra Nevada Range.	
8 20 AM PST	2256	AR Keddie, Calif.	5 10 PM PST
10 50 " " "	2332	AR Oroville, Calif.	2 50 " " "
11 24 " " "	2358	AR Marysville, Calif.	2 18 " " "
12 10 PM " "	2398	AR Sacramento, Calif.	1 35 " " "
1 07 " " "	2443	AR Stockton, Calif.	12 40 " " "
3 10 " " "	2530	AR Oakland, Calif. ( <i>3rd &amp; Washington</i> )	10 45 AM " "
		<i>(Via Bus over San Francisco-Oakland Bay Bridge)</i>	
4 00 PM PST	2537	AR San Francisco, Calif.	10 00 AM " "
		<i>(3rd &amp; Townsend Station)</i>	

c Stops on flag to receive revenue passengers for Sacramento or beyond, and discharge revenue passengers from Omaha or beyond.

d Stops on flag to receive revenue passengers for Denver or beyond, and discharge revenue passengers from Salt Lake City or beyond.

e Stops on flag to receive revenue passengers for Omaha or beyond, and discharge revenue passengers from Sacramento or beyond.

k Stops on flag to receive revenue passengers for Salt Lake City or beyond, and discharge revenue passengers from Denver or beyond.

CST—Central Standard Time.

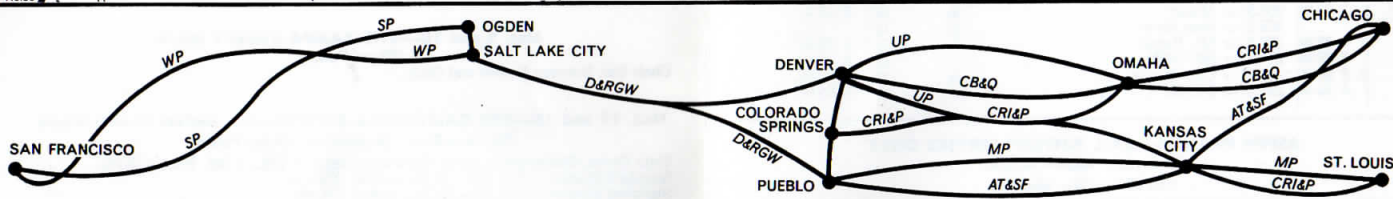
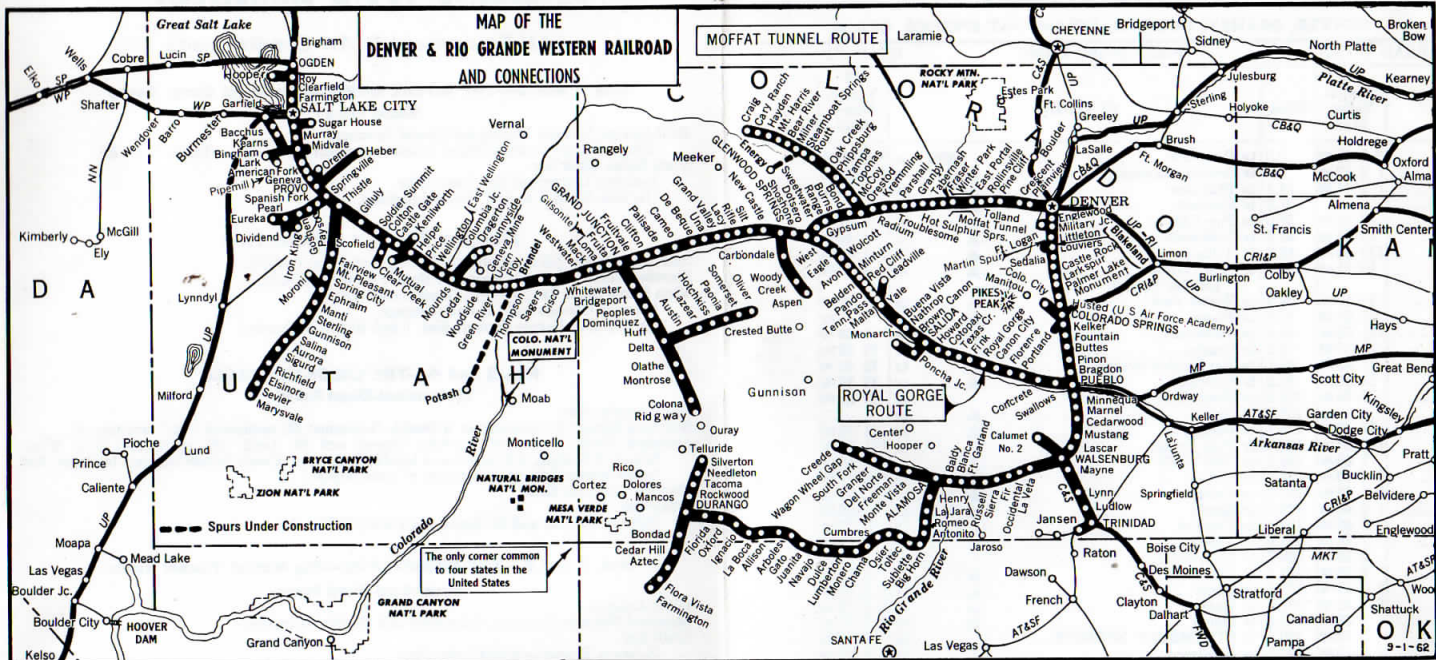
MST—Mountain Standard Time.

PST—Pacific Standard Time.

All space on the California Zephyr—both coach and Pullman—is reserved and specifically assigned in advance. Dome seats are not reserved. Checked baggage will be handled on the California Zephyr to or from Glenwood Springs and Grand Junction, Colorado, but not to or from other intermediate points between Denver and Salt Lake City. No extra fare.

## PERSONALIZED SERVICE

Rio Grande traffic representatives at the 39 offices listed in this folder are eager to be of service to you. Whatever your transportation problem, you'll find them friendly counselors.



### TRAFFIC REPRESENTATIVES

ALAMOSA, COLO.—Rio Grande Freight Depot—Juniper 9-2530  
H. E. CASH, General Agent

ATLANTA 3, GA.—1521 Healey Bldg.—57 Forsyth St. N. W.—Jackson 4-4831  
K. N. HAHNE, General Agent

BOISE, IDAHO—1220 Vista Ave.—Phone 342-1722  
CECIL PEARSON, General Agent

BOSTON, MASS.—P. O. Box 425—Framingham, Mass.—872-5623  
P. P. MAGUIRE, General Agent

CHICAGO 3, ILL.—Suite 2124 Bankers Bldg. 105 West Adams St.—Randolph 6-7445  
P. O. SPURGEON, Traffic Manager  
C. J. DOMBROW, General Agent  
D. J. LEWIS, General Agent

CINCINNATI 2, OHIO—1436 Enquirer Bldg. 617 Vine St.—721-3212  
C. M. WILDT, General Agent

CLEVELAND 13, OHIO—1812 Terminal Tower Bldg.—50 Public Square—241-7386  
W. M. DODDS, General Agent

COLORADO SPRINGS, COLO.—Rio Grande Passenger Depot—Melrose 4-4857  
E. D. BURKE, General Agent

CRAIG, COLO.—Rio Grande Freight Depot—Taylor 4-6546  
E. G. DEAKINS, District Freight & Passenger Agent

DALLAS 6, TEXAS—4914 Greenville Ave.—EMerson 8-6281  
J. B. LATIMER, General Agent

DENVER 17, COLO.—Rio Grande Bldg.—1531 Stout St.—AComa 2-5533  
H. N. WEISENSTEIN, General Agent  
D. G. FRAZIER, District Passenger Agent

DETROIT 2, MICH.—5-157 General Motors Bldg.—3044 West Grand Blvd.—Trinity 5-3025  
G. L. NICOLIN, General Agent

EUGENE, ORE.—230 Ardel Offices 33 Tenth Avenue East—Diamond 5-8535  
J. T. HULL, General Agent

FRESNO 21, CALIF.—207 T. W. Patterson Bldg.—2014 Tulare St.—AMherst 4-3290  
C. E. MILLS, General Agent

GRAND JUNCTION, COLO.—Rio Grande Freight Depot—Chapel 2-5428  
J. L. WELLS, General Agent

KANSAS CITY 5, MO.—602 Board of Trade Bldg.—127 West Tenth St.—Victor 2-5520  
J. W. SAMPLE, General Agent

LOS ANGELES 14, CALIF.—421 Pacific Electric Bldg.—610 So. Main St.—Madison 9-2316  
O. V. HOWARD, General Agent

MEDFORD, ORE.—204 Executive Bldg.—216 East Main St.—772-5243  
N. W. VORPAHL, General Agent

MILWAUKEE 16, WIS.—4160 N. 42nd St.—Uptown 1-7919  
M. L. COLBY, General Agent

MINNEAPOLIS 2, MINN.—328 Rand Tower 527 Marquette Ave.—Federal 3-7888  
C. W. CAMPBELL, General Agent

NEW YORK 36, N. Y.—500 Fifth Ave., Room 220—CHickering 4-7515  
A. C. DICK, Traffic Manager  
C. J. DOBOL, General Agent

OAKLAND 12, CALIF.—514 Central Bldg.—14th & Broadway—GLencourt 1-4925  
M. E. CHASE, General Agent

OGDEN, UTAH—Rio Grande Freight Depot 130 24th Street—Export 3-3325  
R. B. WILLIAMS, General Agent

OMAHA 2, NEB.—512 Grain Exch. Bldg., 19th & Harney—342-5100  
R. L. TAYLOR, General Agent

PHILADELPHIA 7, PA.—1535 Phila. Saving Fund Bldg.—12 South Twelfth St.—WAlnut 2-2323 & WAlnut 2-6592  
T. V. SIMMONS, General Agent

PITTSBURGH 22, PA.—1516 Oliver Bldg. Mellon Square—ATlantic 1-4242  
A. D. COX, General Agent

PORTLAND 4, ORE.—417 Pacific Bldg. 520 S. W. Yamhill St.—Capitol 3-6104  
W. M. KIRKPATRICK, Traffic Manager

PROVO, UTAH—Rio Grande Freight Depot 6th South and 3rd West—FRanklin 3-6900  
S. D. BURNSIDE, District Freight & Passenger Agent

PUEBLO, COLO.—Room 12, Union Depot—Lincoln 2-2374  
J. M. JENSEN, Traffic Manager

RENO, NEV.—P. O. Box 2451—FAirview 2-1373  
A. F. HOLMAN, General Agent

SACRAMENTO 21, CALIF.—39 Centre Office Bldg.—3382 El Camino Ave.—IVanhoe 3-7383  
J. B. HUNTER, General Agent

ST. LOUIS 3, MO.—1226 Olive St., Room 412—GARfield 1-3670  
J. M. SINCLAIR, General Agent

SALT LAKE CITY 11, UTAH—Hotel Utah South Temple & Main—DAvis 2-5741  
J. D. KEY, Traffic Manager  
D. P. HEINER, General Agent, Passenger Dept.  
R. S. LAWRENCE, General Agent, Freight Dept.

SAN FRANCISCO 5, CALIF.—291 Monadnock Bldg.—681 Market St.—GARfield 1-2688  
J. K. SPEIGHT, Western Traffic Manager  
A. A. BOLTON, Traffic Manager  
R. G. DeGUIRE, District Passenger Agent

SAN JOSE 25, CALIF.—Suite 211, San Jose Commercial Center—1261 Lincoln Ave.—CYSPer 3-6508  
F. D. LUCAS, General Agent

SANTA ROSA, CALIF.—2714 Spring Creek Dr. P. O. Box 2025—Liberty 2-7312  
J. McMILLAN, General Agent

SEATTLE 1, WASH.—503 White-Henry-Stuart Bldg.—4th & University—Main 3-8482  
(From Tacoma telephones ask operator for Zenith 9370—no toll charge)  
E. K. YAEGER, General Agent

STOCKTON 2, CALIF.—309 American Trust Company Bldg.—22 North San Joaquin St.—Howard 5-2072  
M. W. WELDON, General Agent

WASHINGTON 5, D.C.—Suite 1000 Shoreham Bldg.—15th & H Sts. N. W.—EXecutive 3-0373  
J. L. HENNING, General Agent

If you would like further information regarding our passenger services, or to receive future issues of this time table, please write to **H. F. ENO, Passenger Traffic Manager, Denver & Rio Grande Western Railroad, Room 100 Rio Grande Bldg., 1531 Stout St., Denver 17, Colo.**

**R. KNOX BRADFORD, Vice President—Traffic**  
**H. F. BURNAUGH, Assistant to Vice-President—Traffic**  
**W. G. LUEBKE, Assistant to Vice-President—Traffic**

**C. J. HARBEKE, General Traffic Manager**  
**J. G. SIMPSON, General Freight Traffic Manager**  
**C. R. LENNING, Freight Traffic Manager**  
**W. S. MOORE, Freight Traffic Manager**

**Rio Grande Building**  
**1531 Stout Street**  
**Denver, Colorado**

