

**GENERAL INFORMATION**

The time tables show the time at which trains may be expected to arrive and depart from stations and to connect with other trains, but departure or arrival or connection at time stated is not guaranteed. This Company reserves the right to vary from the time shown in this folder without notice.

It is our aim to render satisfactory service, and passengers are requested to report any instance of inattention or discourtesy on the part of employees.

**TICKET OFFICES** are open a sufficient time before the departure of trains to permit the purchase of tickets, and passengers are requested to do so before boarding the train; however some small station offices are closed on Saturday, Sunday and Holidays, and tickets should be purchased in advance at such points.

**CHILDREN** under five years of age will be carried free when accompanied by parent or guardian; five years of age and under twelve, half fare; twelve years of age and over, full adult fare.

**REDEMPTION OF TICKETS.** Wholly unused tickets of this Company's issue may be redeemed at the same office where ticket was purchased if presented by original purchaser within two months from date of sale.

Application for redemption of unused portions of tickets of this Company's issue, also wholly unused tickets which have not been presented for redemption at office where sold within two months' period, should be made to Passenger Traffic Manager, L & N Railroad, Louisville 1, Ky.

**STOP-OVERS.** One-way tickets are limited to thirty (30) days in addition to date of sale, and stop-overs may be made at any station enroute within final limit of ticket. To secure stop-over passenger should notify the conductor who will endorse ticket and return to passenger. Passengers having availed themselves of stop-over privilege at one or more points must resume use of tickets in time to reach destination before final limit expires.

Stop-overs are also allowed at all points on the Louisville and Nashville Railroad within final limit of Round-Trip tickets by application to conductor. Information regarding stop-overs may be secured from passenger representatives listed in opposite column, or from any L. & N. ticket agent.

**HONORING TICKETS TO NON-STOP STATIONS.** Passengers holding tickets to stations at which through trains do not stop, will be required to transfer at some intermediate point (usually the last regular terminal point short of destination) and to use next following local train which is scheduled to stop at destination.

**BAGGAGE REGULATIONS**

**DEFINITION OF BAGGAGE.** Personal wearing apparel, toilet articles except liquids, and other personal effects in actual use and necessary for the comfort and convenience of the passenger. Money, jewelry, negotiable papers and like valuables, fragile or perishable articles, radios, phonographs and records and household goods must not be included in checked baggage.

**BAGGAGE SERVICE CHARGE:** A service charge of 25c for each hand bag and 50c for each trunk, will be made at time of checking at L & N stations.

**MARKING FOR IDENTIFICATION.** Tag each piece of baggage with name and address; place name and permanent address inside each piece.

**ALLOWANCE:** For each full fare ticket, 150 pounds, value \$100.00; for each half fare ticket, 75 pounds, value \$50.00. Passengers may declare excess value at nominal charge of 25c for each additional \$100.00 or fraction thereof.

**WEIGHT AND LIABILITY.** Baggage weighing in excess of the above free allowances will be charged for in accordance with published tariffs. No single piece of baggage weighing more than 300 pounds, or valued at more than \$2,500.00, or cardboard cartons weighing more than 50 pounds, will be transported as baggage, but must be sent by express or freight.

**BAD CONDITION.** Baggage too frail to withstand necessary handling will not be accepted for transportation in baggage cars. When baggage is received at destination in damaged condition, this fact must be called to agent's attention at time of delivery.

**FORWARDING.** Passengers are urged to check baggage in advance. Railroad cannot guarantee forwarding of baggage on same train with Passenger, nor can time of arrival at destination be guaranteed.

**LOST ARTICLES.** Make inquiry to Passenger Traffic Manager, L. & N. R.R., Louisville, Ky. 40201, or nearest representative.

**NO RESPONSIBILITY IS ASSUMED** for unchecked articles left in stations or cars.

**TRAVEL PROBLEMS?  
ASK L. & N.'S PASSENGER  
REPRESENTATIVES FOR ASSISTANCE**

The Louisville and Nashville Railroad maintains Passenger Sales and Service Offices at the addresses shown below:

**ATLANTA, GEORGIA**

W. Ralph Gregory,  
Union Station  
2 Forsyth St., N.W.,  
Phone: 523-2777

**MOBILE, ALABAMA**

Harvey T. Schneider,  
L. & N. Station  
11 Government Street,  
Phone: 432-2777

**BIRMINGHAM, ALABAMA**

John D. Lee,  
L. & N. Station  
1821 Morris Ave.,  
Phone: 322-0341

**MONTGOMERY, ALABAMA**

Robert A. Laun  
Union Station  
300 Water St.  
Phone: 263-3757

**CHICAGO, ILLINOIS**

John J. Houlihan,  
718 Bankers Bldg.,  
105 W. Adams St.,  
Phone: 372-7595

**NASHVILLE, TENNESSEE**

T. Hammond Nowell  
Union Station  
10th & Broadway  
Phone: 254-0565

**CINCINNATI, OHIO**

Milton J. Eckhoff,  
Room N-303  
Cincinnati Union Terminal  
Phone: 621-2574

**NEW ORLEANS, LOUISIANA**

Edwin S. Middleton,  
216 Union Passenger Terminal  
1001 Loyola Ave.  
Phone: 522-4191

**LOUISVILLE, KENTUCKY**

Louis R. Worley,  
Union Station  
10th & Broadway,  
Phone: 585-5325

**NEW YORK, NEW YORK**

Robert N. Barry,  
3107 Daily News Bldg.,  
220 E. 42nd St.,  
Phone: TN-7-3200

**MIAMI, FLORIDA**

Mrs. Eleanor H. Gray,  
1137 Ingraham Bldg.,  
2nd Ave. and First St., S.E.,  
Phone: 373-0911

**PENSACOLA, FLORIDA**

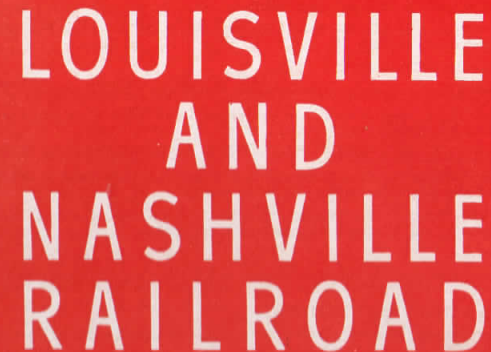
Sam H. Wilhoite,  
L. & N. Station  
Alcaniz & Wright St.  
Phone: 432-8484

**You may also direct inquiries to:**  
**ROBERT P. ETHRIDGE**  
**PASSENGER TRAFFIC MANAGER**  
**LOUISVILLE AND NASHVILLE RAILROAD**  
**908 W. BROADWAY**  
**P.O. BOX 1198**  
**LOUISVILLE, KENTUCKY 40201**



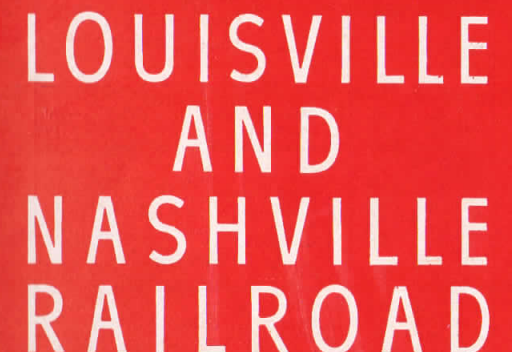
**PASSENGER TRAIN  
TIME TABLES**

**APRIL 30, 1967**



**PASSENGER TRAIN  
TIME TABLES**

**APRIL 30, 1967**



CINCINNATI and NEW ORLEANS CINCINNATI and MEMPHIS

SOUTHBOUND—Read down

NORTHBOUND—Read up

Table A

April 30, 1967

Table A: Train schedule for Cincinnati and New Orleans / Cincinnati and Memphis. Includes columns for The South Wind, The Crescent, The Humming Bird, The Pan-American, The Pan-American, The Crescent, The Humming Bird, and The South Wind. Lists stations and times for both directions.

EQUIPMENT—THE HUMMING BIRD

Equipment details for The Humming Bird train, listing Sleepers, Coaches, Diner-Lounge, and Dining Car with specifications.

EQUIPMENT—THE PAN AMERICAN

Equipment details for The Pan American train, listing Sleepers, Coaches, Counter-Lounge, and Dining Car with specifications.

CINCINNATI-MEMPHIS

SOUTHBOUND—Read down NORTHBOUND—Read up

Table B

(Coaches only)

April 30, 1967

Table B: Cincinnati-Memphis train schedule. Lists stations and times for both directions.

REFERENCE NOTES (Tables A and B)

- Reference notes for Tables A and B, including C.S.T. Central Standard Time, E.S.T. Eastern Standard Time, and operational details for Cave City, baggage handling, and passenger services.

AIR-CONDITIONED CARS ARE REGULARLY ASSIGNED THE ABOVE TRAINS

CHICAGO—ST. LOUIS—NEW ORLEANS, VIA EVANSVILLE AND NASHVILLE

EQUIPMENT—THE HUMMING BIRD

Equipment details for The Humming Bird train, listing Sleepers, Coaches, Dining Car, Diner Lounge, and Club-Lounge with specifications.

NOTE: Thru Equipment (Southbound) moves in Train 37 from Montgomery.

REFERENCE NOTES

- Reference notes for the Chicago-St. Louis-New Orleans train, including Central Standard Time, connecting train, Greyhound Bus, and passenger service details.

SOUTHBOUND—Read down

NORTHBOUND—Read up

Table C

April 30, 1967

Table C: Chicago-St. Louis-New Orleans train schedule. Lists stations and times for both directions.

NEW YORK and NEW ORLEANS VIA WASHINGTON AND ATLANTA

SOUTHBOUND—Read down

NORTHBOUND—Read up

Table D

April 30, 1967

Table D: New York and New Orleans train schedule. Lists stations and times for both directions.

EQUIPMENT—TABLE D

THE CRESCENT

Equipment details for The Crescent train, listing Sleepers, Lounge, Dining Car, Diner-Lounge, and Coaches with specifications.

REFERENCE NOTES

- Reference notes for Table D, including Central Standard Time, Eastern Standard Time, and passenger service details.

# CHICAGO, LOUISVILLE and FLORIDA

THE SOUTH WIND VIA MONTGOMERY

CONNECTING SERVICE FROM CINCINNATI  
VIA LOUISVILLE TO FLORIDA

**SOUTHBOUND—Read down**      **NORTHBOUND—Read up**

The South Wind		Miles		Table E		Miles		The South Wind		
<b>15</b>				<i>April 30, 1967</i>				<b>16</b>		
AM	0	Lv Chicago	CST	Penna. R.R.	Ar	5.45	PM			
8.30	202	Lv Indianapolis	EST	"	Ar	2.35	9.15	0	Lv Cincinnati	
1.37	313	Ar Louisville	EST	"	Lv	12.05	R 12.25	114	Ar Louisville	
3.55		Lv Louisville	EST	L.&N. R.R.	Ar	11.50				
9.15	0	Lv Bowling Green	CST	"	Ar	8.42				
R 12.25	114	Ar Nashville	CST	"	Lv	7.20				
4.05	0	Lv Nashville	CST	"	Ar	7.00				
5.05	114	Ar Decatur	CST	"	Lv	4.37				
6.28	187	Ar Birmingham	CST	"	Lv	2.55				
6.35	187	Lv Birmingham	CST	"	Ar	2.40				
E 8.44	307	Ar Montgomery	CST	"	Lv	12.50				
10.23	392	Lv Montgomery	CST	A.C.L. R.R.	Ar	12.35				
10.35	392	Ar Thomasville	EST	"	Lv	8.55				
12.30	490	Ar Waycross	EST	"	Lv	6.50				
12.35	490	Ar Jacksonville	EST	"	Lv	5.30				
V 5.55	700	<b>EAST FLORIDA POINTS</b>								
7.55	805	Lv Jacksonville	EST	A.C.L. R.R.	Ar	4.40				
9.25	880	Ar Auburndale	EST	"	Lv					
		Lv Auburndale	EST	S.A.L. R.R.	Ar					
		Ar West Palm Beach	EST	"	Lv	9.58				
		Ar Fort Lauderdale	EST	"	Lv	9.10				
		Ar Hollywood	EST	"	Lv	8.50				
		Ar Miami	EST	"	Lv	8.25				
		<b>WEST FLORIDA POINTS</b>								
		Lv Jacksonville	EST	A.C.L. R.R.	Ar	4.20				
		Ar Orlando	EST	"	Lv	12.55				
		Ar Lakeland	EST	"	Lv	11.40				
		Ar Fort Myers	EST	"	Lv	8.35				
		Ar Naples	EST	"	Lv	7.30				
		Lv Lakeland	EST	"	Ar	11.40				
		Ar Tampa	EST	"	Lv	11.00				
		Ar Sarasota	EST	"	Lv	9.00				
		Lv Jacksonville	EST	"	Ar	4.25				
		Ar Clearwater	EST	"	Lv	9.57				
		Ar St. Petersburg	EST	"	Lv	9.30				
					Lv	5.30				

## NEW ORLEANS and JACKSONVILLE

The Gulf Wind		Miles		Table F		Miles		The Gulf Wind	
<b>6</b>				<i>April 30, 1967</i>				<b>37</b>	
AM	PM	0	Lv New Orleans	CST	L.&N. R.R.	Ar	9.20	AM	PM
8.15	8.30	145	Lv Mobile	CST	"	Ar	4.30	8.10	
11.40	12.40	204	Ar Flomaton	CST	"	Lv	2.45	3.50	
12.55	2.10	204	Lv Flomaton	CST	"	Ar	2.00	1.00	
B 3.30	3.25	248	Ar Pensacola	CST	"	Lv	12.45	11.50	
B 4.40	4.35	248	Lv Pensacola	CST	"	Ar	12.30	AM	
PM	4.45	268	Lv Milton	CST	"	Ar	11.56		
	C 5.21	298	Ar Crestview	CST	"	Lv	11.17		
	6.02	327	Ar DeFuniak Springs	CST	"	Lv	10.42		
	6.38	365	Ar Chipley	CST	"	Lv	9.54		
	C 7.28	383	Ar Marianna	CST	"	Lv	9.25		
	7.52	409	Ar Chattahoochee	CST	"	Lv	8.45		
	8.35	409	Lv Chattahoochee	EST	S.A.L. R.R.	Ar	9.35		
	9.35	428	Ar Quincy	EST	"	Lv	9.07		
	f 9.58	452	Ar Tallahassee	EST	"	Lv	8.10		
	10.30	507	Ar Madison	EST	"	Lv	7.10		
	G 11.25	534	Ar Live Oak	EST	"	Lv	6.43		
	f 11.55	558	Ar Lake City	EST	"	Lv	6.24		
	f 12.25	617	Ar Jacksonville	EST	"	Lv	5.30		
	PM					Lv	5.30		

AIR-CONDITIONED CARS ARE REGULARLY ASSIGNED THE ABOVE TRAINS

## THE SOUTH WIND

### STREAMLINED COACH—PULLMAN TRAIN

#### CHICAGO, LOUISVILLE, MIAMI, TAMPA, SARASOTA, ST. PETERSBURG

Operates Every Other Day

From CHICAGO and MIAMI

April 30, May 2, 4, 6, 8, 10, 12, 14, 16, 18, 20, 22, 24, 26, 28, 30, June 1, 3, 5, 7, 9, 11, 13, 15, 17, 19, 21, 23, 25, 27, 29, July 1, 3, 5, 7, 9, 11, 13, 15, 17, 19, 21, 23, 25, 27, 29, 31 Aug. 2, 4, 6, 8, 10, 12, 14, 16, 18, 20, 22, 24, 26, 28, 30, Sept. 1, 3, 5, 7, 9, 11, 13, 15, 17, 19, 21, 23, 25, 27, 29, Oct. 1, 3, 5, 7, 9, 11, 13, 15, 17, 19, 21, 23, 25, 27, 29, 31, Nov. 2, and every other day.

Special Service Charge for Coach Passengers.

#### EQUIPMENT

<b>Sleepers</b>	(SW-91) Chicago-St. Petersburg	4 Sec., 4 Rmt., 5 DBR, 1 Cpt.
	(SW-92) Chicago-Sarasota	4 Sec., 4 Rmt., 5 DBR, 1 Cpt.
	(SW-93) Chicago-Miami	10 Rmt., 6 DBR
	(SW-94) Chicago-Miami	10 Rmt., 6 DBR
<b>Dining Car</b>	Chicago-Miami	
<b>Diner-Lounge</b>	Jacksonville-Tampa	
<b>Cafe-Lounge</b>	Jacksonville-St. Petersburg	
<b>Coaches</b>	Chicago-Miami	All Seats Reserved
	Chicago-Tampa	All Seats Reserved
	Chicago-St. Petersburg	All Seats Reserved
<b>Coach-Lounge</b>	Chicago-Jacksonville	
<b>Coaches</b>	Lakeland-Naples	Reclining Seats
	Tampa-Sarasota	Reclining Seats

#### REFERENCE NOTES

C.S.T. Central Standard Time. E.S.T. Eastern Standard Time.  
 E Stops to receive or discharge revenue passengers to or from Indianapolis, Ind. or to or from points beyond Montgomery, Ala. No checked baggage, remains or pets.  
 R Connecting train.  
 V Oklahoma Ave.

## THE GULF WIND

#### EQUIPMENT

##### THE GULF WIND

<b>Sleepers</b>	(L-12 - B-1) New Orleans	Jacksonville	6 Sections, 6 Roomettes, 4 Double Bedrooms
<b>Dining Cars</b>	New Orleans	Mobile	
	Chattahoochee	Jacksonville	
<b>Coaches</b>	New Orleans	Jacksonville	Reclining Seats

#### REFERENCE NOTES

C.S.T. Central Standard Time. E.S.T. Eastern Standard Time.  
 A Stops for breakfast.  
 B Tickets may be exchanged at Railroad Ticket Office for tickets to be honored from Railroad Station, Flomaton, to Bus Station, Pensacola.  
 C Stops to take or leave pay passengers to or from Pensacola, Tallahassee, or beyond.  
 E Stops to take passengers for Tallahassee or beyond, and leave from Jacksonville or beyond.  
 f Stops on signal.  
 G Stops to leave passengers from Tallahassee or beyond, and take for Jacksonville or beyond.  
 □ Tickets may be exchanged at Railroad Ticket Office for tickets to be honored on Greyhound Buses between Railroad Stations.

# THE GEORGIAN—HUMMING BIRD

## CHICAGO—NASHVILLE—ATLANTA

(WITH CONNECTING SERVICE FROM AND TO ST. LOUIS)

**SOUTHBOUND—Read down**

**NORTHBOUND—Read up**

The Georgian 53		The Georgian 59		Table G		The Georgian 54		The Georgian No. 92	
Daily		Daily		<i>April 30, 1967</i>		Daily		Daily	
3 Daily	PM	PM	Miles	AM	AM	AM	AM	2 Daily	
	8.30	3.45	0	10.35					
	9.01	6.10	123	7.55					
	9.23	7.20	178	6.40					
	10.03	8.18	235	5.40					
	10.23	9.55	287	4.30					
	10.41	4.00	0	8.55					
	10.53	4.18	3	8.17					
	11.28	4.44	17	7.48					
	1.44	5.27	52	7.05					
	1.50	5.40	63	6.52					
	2.15	6.05	79	6.27					
	2.55	6.26	94	5.50					
	3.03	6.40	104	5.27					
	3.30	6.59	117	5.16					
	3.50	7.14	127	4.46					
	3.57	7.40	134	4.15					
	4.13	8.30	146						
	4.24		165						
	4.50								
	4.56								
	5.07								
	5.16								
	5.32								
	5.41								
	6.15								
	AM								

#### EQUIPMENT—THE GEORGIAN

<b>Sleepers</b>	(936-540) Chicago-Atlanta	4 Sec., 4 Rmt., 5 DBR., 1 Compt.
	(593-546) Louisville-Atlanta	6 Sec., 6 Rmt., 4 DBR.
<b>Club-Lounge</b>	Chicago-Atlanta	
<b>Dining Car</b>	Chicago-Atlanta	
<b>Coaches</b>	Chicago-Atlanta	Reclining Seats
	St. Louis-Atlanta	Reclining Seats

#### REFERENCE NOTES Tables G, and GG

CST Central Standard Time. EST Eastern Standard Time.  
 f Stops on signal.  
 B Stops to leave or take pay passengers.  
 H Stops to take or leave pay passengers from or to Nashville and beyond.  
 N Stops to leave pay passengers from points south of Evansville and to take pay passengers for East St. Louis and beyond.  
 R Stops to take or leave pay passengers to or from points beyond Evansville, also to take or leave Pullman passengers to or from Louisville and beyond.  
 T Stops to leave or take pay passengers from or to Evansville, St. Louis or beyond; No. 53 also at Maurie on Sundays to take or leave passengers.  
 Y Stops to leave or take revenue passengers from or to Evansville or Nashville and beyond.  
 ▲ No facilities for handling baggage at this station; baggage should be checked to or from nearest station where facilities are available.  
 □ Checked baggage handled on train 53, St. Louis to Nashville; on trains 93 and 54 between Chicago and Atlanta, and at Evansville, Nashville and Chattanooga. No pets handled in checked baggage service (sealed car).  
 △ Sleeper open 9:30 P.M.; may be occupied on arrival until 7:30 A.M.

## THROUGH SLEEPING CAR SERVICE

### LOUISVILLE—CHATTANOOGA—ATLANTA

6 Section, 6 Roomette, 4 Double Bedroom Sleeper

5-93 Daily		Miles		Table GG		54-6 Daily	
PM	AM						
Δ 11.10	0	Lv Louisville, Ky.	EST	Ar	4.40	Δ	
2.25	187	Ar Nashville, Tenn.	CST	Lv	11.35		
2.55	187	Lv Nashville, Tenn.	CST	Ar	11.20		
7.25	338	Ar Chattanooga, Tenn.	EST	Lv	8.45		
10.55	472	Ar Atlanta, Ga.	EST	Lv	5.15		
AM					PM		

## RAIL TRAVEL CARDS

Your RAIL-TRAVEL Credit Card gives you these distinct advantages—

1. Charge account service at ticket offices for Rail and Pullman tickets; meals, and baggage charges.
2. Eliminates necessity for carrying large amounts of cash.

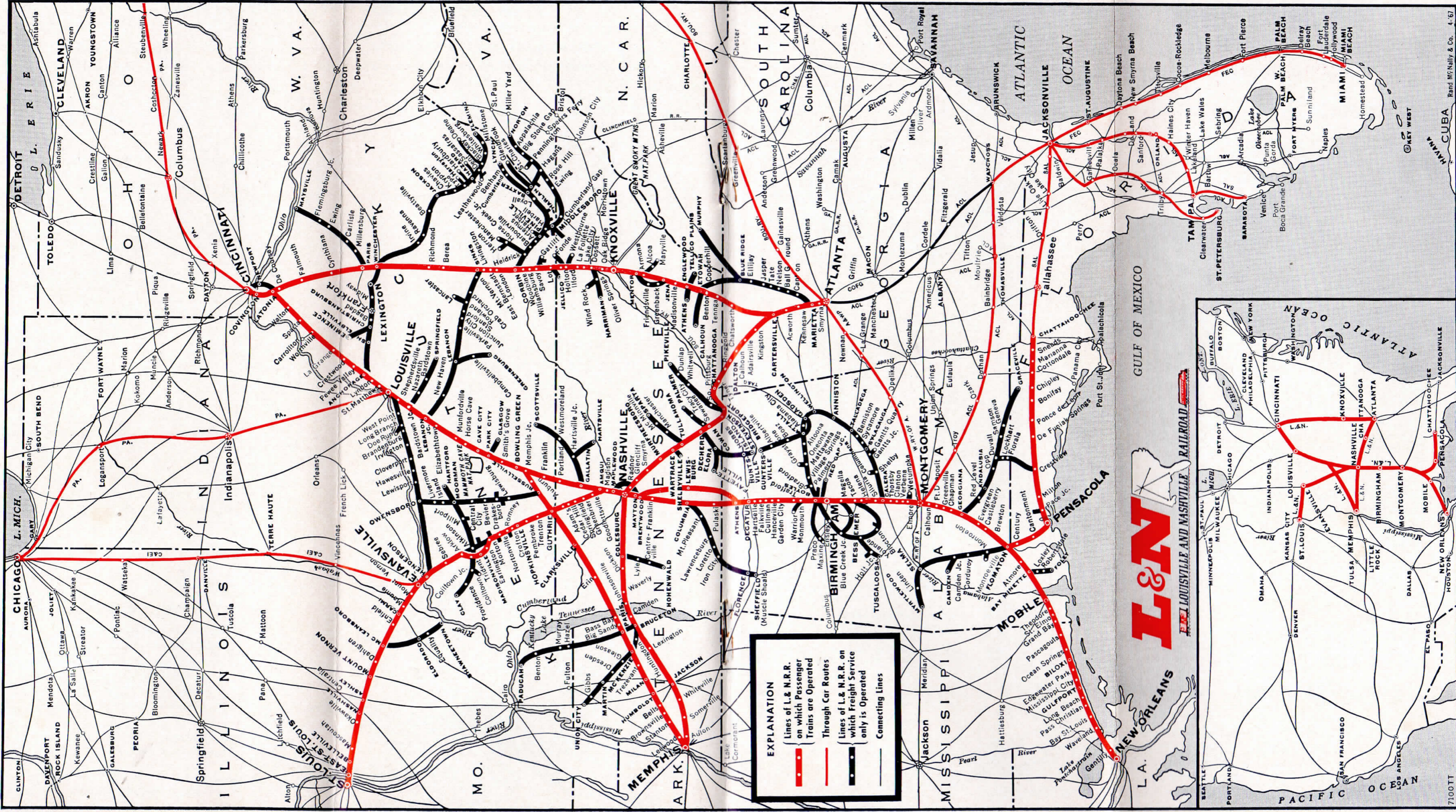
Many leading hotels and auto rental agencies (Avis, Hertz, National) honor Rail Travel Cards.

For complete information, address:

**RAIL TRAVEL CREDIT AGENCY**

Room 436 Union Station • Chicago, Illinois 60606



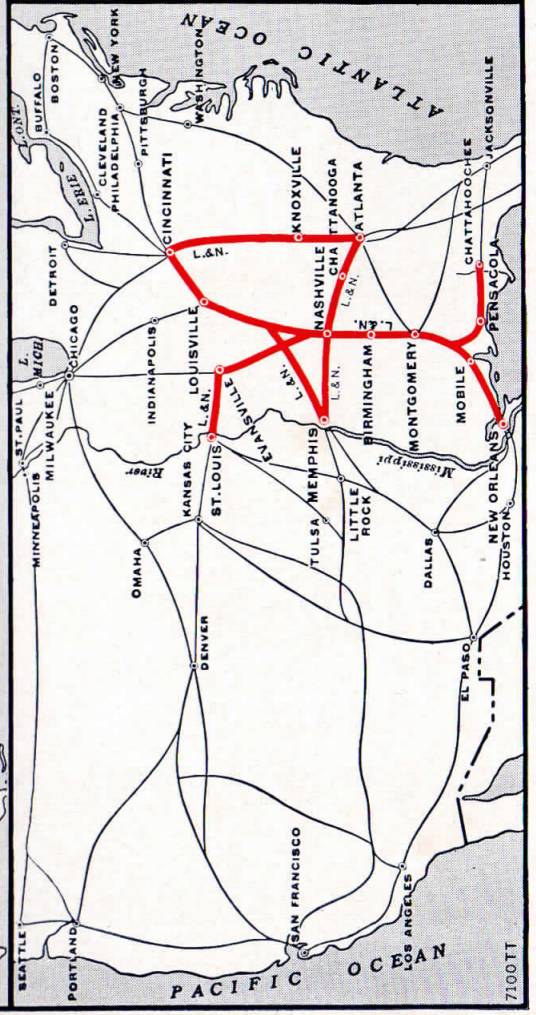


**EXPLANATION**

- Lines of L. & N. R.R. on which Passenger Trains are Operated
- Through Car Routes
- Lines of L. & N. R.R. on which Freight Service only is Operated
- Connecting Lines


# L & N

**LOUISVILLE AND NASHVILLE RAILROAD**



# Between CINCINNATI and NEW ORLEANS

GET ALL THE FACTS from **L&N**  
LEARN ABOUT AMERICA'S FINEST INDUSTRIAL SITES  
IN L&N'S 13-STATE "GROWTH CLIMATE, U.S.A.!"



**MAPS BY AIR**  
On-site photos showing this amount of detail, provide preliminary views for your inspection.


### REFERENCE NOTES

- NOTE 1. See page 4 for dates of operation.
- CST—Central Standard Time. EST—Eastern Standard Time.
- Elizabethtown is station for Abraham Lincoln National Park, Hodgenville, Ky.; taxicab service available.
  - ⊕ Station for Mammoth Caves; taxicab service available: \$4.00 one way, \$7.00 round trip. Group rates available.
  - ▲ No facilities for handling baggage at this station; baggage should be checked to or from nearest station where facilities are available.
  - Tickets may be exchanged at Railroad Ticket Office for tickets to be honored on Greyhound Buses from Railroad Station, Flomaton, to Bus Station, Pensacola.
  - Tickets may be exchanged at Railroad Ticket Office for tickets to be honored on Greyhound Buses between Railroad Stations.
- A Stops to receive or discharge revenue passengers to or from Indianapolis, Ind., or to or from points beyond Montgomery, Ala. No checked baggage.
  - B Stops to take or leave pay passengers to or from Nashville or Montgomery or beyond.
  - C Stops to leave or take pay passengers from or to Louisville or beyond, and to take or leave pay passengers to or from points beyond Bowling Green.
  - f Stops on signal.
  - H Stops to leave or take pay passengers from or to Mobile, Birmingham or beyond.
  - J Louisville-Atlanta sleeper open 9:30 PM; Atlanta-Louisville sleeper may be occupied until 7:30 AM ET.
  - K Stops to leave pay passengers from New Orleans and beyond and take pay passengers for Mobile and beyond.
  - L Stops to leave pay passengers from Mobile and beyond and to take pay passengers for New Orleans.
  - O Stops to leave pay passengers from Montgomery, Pensacola or beyond.
  - R Stops to leave or take pay passengers from or to Atlanta or beyond.
  - S Stops to leave or take pay passengers from or to Nashville or beyond, and to take or leave pay passengers to or from Birmingham and beyond.
  - T Stops to take pay passengers to Mobile and beyond, and to leave pay passengers from New Orleans or beyond.
  - U Stops to leave or take pay passengers from or to Montgomery and beyond, and to take or leave pay passengers to or from Mobile or beyond.
  - V Stops to leave or take pay passengers from or to Montgomery and beyond, and to take or leave pay passengers to or from Pensacola, Mobile or beyond.
  - W Stops to leave pay passengers from New Orleans; also, to take pay passengers for Mobile or beyond when advance arrangements are made for train to stop.
  - Y Stops to take pay passengers for New Orleans.
  - Z Stops to leave pay passengers from New Orleans.

SOUTHBOUND—Read down					NORTHBOUND—Read up					
The Gulf Wind	The South Wind	The Crescent	The Humming Bird	The Pan-American	Miles	The Pan-American	The Humming Bird	The Crescent	The South Wind	The Gulf Wind
60-99	15	37	5	99		98	6	38	16	98-61
Daily	See Note 1	Daily	Daily	Daily		Daily	Daily	Daily	See Note 1	Daily
<b>Table J</b> April 30, 1967										
PM 7.40	AM 9.15	0	Lv Cincinnati, Ohio	EST, Ar	PM 9.45	AM 8.10	↑	↑	↑	↑
			Lv Ohio River	EST, Lv						
			Lv Latonia, Ky.	EST, Lv						
			Lv Louisville	EST, Lv	6.30	5.00			AM 11.50	
			Lv Louisville	EST, Ar	6.10	4.35				
			Lv Elizabethtown, O.	CST, Lv	3.57	2.30				
			Lv Cave City, Tenn.	CST, Lv	3.17	1.20			A 8.42	
			Lv Bowling Green	CST, Lv	2.48					
			Lv Bowling Green	CST, Ar		12.50				
			Lv Memphis	CST, Lv		5.00				
			Lv Bowling Green	CST, Ar		2.48			A 8.42	
			Lv Nashville	CST, Lv		11.35			7.20	
			Lv Nashville, Tenn.	CST, Ar		10.50			7.00	
			Lv Lewisburg, Tenn.	CST, Lv		11.31				
			Lv Athens, Ala.	CST, Lv		10.36				
			Lv Decatur	CST, Lv		8.15			A 4.37	
			Lv Cullman	CST, Lv		8.30			2.55	
			Lv Birmingham	CST, Lv		6.25			2.40	
			Lv Birmingham	CST, Ar		8.10				
			Lv Montgomery, Ala.	CST, Lv		6.00			AM 12.50	
			Lv Montgomery, Ala.	CST, Ar		5.20			5.20	
			Lv Greenville	CST, Lv		4.05			AM 4.05	
			Lv Georgiana	CST, Lv		2.29				
			Lv Evergreen	CST, Lv						
			Lv Brewton	CST, Lv						
			Lv Flomaton	CST, Lv		1.00				
			Lv Flomaton	CST, Ar		12.50				
			Lv Pensacola, Fla.	CST, Lv		12.45				
			Lv Jacksonville, Fla. (S.A.L.)	EST, Ar		1.10				
			Lv Pensacola, Fla.	CST, Ar		4.10				
			Lv Flomaton	CST, Lv		3.05				
			Lv Flomaton	CST, Ar		2.10				
			Lv Atmore	CST, Lv						
			Lv Bay Minette	CST, Lv						
			Lv Mobile	CST, Lv		12.40				
			Lv Mobile	CST, Ar		12.15				
			Lv Pascagoula, Miss.	CST, Lv		11.18				
			Lv Biloxi	CST, Lv		10.46				
			Lv Edgewater Park	CST, Lv		10.30				
			Lv Gulfport	CST, Lv		10.22				
			Lv Pass Christian	CST, Lv		10.05				
			Lv Bay St. Louis (St. Louis Bay)	CST, Lv		9.56				
			Lv Waveland	CST, Lv		9.29				
			Lv Carrollton Ave.	CST, Lv		8.35				
			Lv New Orleans, La.	CST, Lv		8.30				

## UNIFORM TIME ACT OF 1966

Schedules in this time table are in accordance with the "Uniform Time Act of 1966" which provides that the standard time of each time zone shall be advanced one hour from the last Sunday in April until the last Sunday in October each year. For states which are exempted by state law, arrivals and departures are one hour earlier than the times shown in this time table.



Write! Receive detailed information, in confidence...

The decision to relocate or expand plant production facilities is one of the most important in your executive career. So many facts have to be considered that hundreds of man-hours could be spent compiling and weighing pertinent information. □ L&N's Industrial Development Specialists have laid the ground-work for you. They have classified all the essentials needed for executive decision on a thriving 13-state region of our nation called, "Growth Climate, U.S.A." □ If you are interested in a commercial or industrial site, L&N experts will supply you with aerial photographs of available locations, as well as applicable figures on manpower, water, electricity, markets and transportation in the region you pinpoint. Write today on your corporate letterhead. Your inquiry will be in confidence.



N. C. Kieffer, Director, Industrial Development  
L&N Railroad Company  
P. O. Box 1198, Louisville, Kentucky 40201  
Please contact me about plant site information.

Name \_\_\_\_\_  
Company \_\_\_\_\_  
Address \_\_\_\_\_  
City \_\_\_\_\_ State \_\_\_\_\_ Zip \_\_\_\_\_



**One Source for every transport need...  
... that's L&N Distribution Leadership!**

"Flexibility" is the key word in L&N's total program for its shippers.

L&N offers new cars, new terminal facilities, new specialized equipment, new direct access, real time, computer telecommunications and coordinated scheduling.

You achieve L&N's "3-S" advantages . . . Service, Speed and Savings, programmed by men who understand the logistics of total marketing. Call today, L&N's Freight Traffic Specialists are ready to meet every challenge.



AIR-CONDITIONED CARS ARE REGULARLY ASSIGNED THE ABOVE TRAINS

### CINCINNATI and ATLANTA

**Table L**  
(Coaches only)

**17** Daily Miles **18** Daily

**17** Daily **18** Daily

Eastern Standard Time

**6.40** PM **0** Miles **8.15** AM

**6.58** 3 Lv Cincinnati, Ohio...ET...Ar **8.15**

**7.45** 41 Lv Latonia, Ky. Ohio River

**8.20** 67 Lv Falmouth...Licking River

**8.40** 81 Lv Cynthiana...Licking River

**9.08** 98 Lv Paris...Licking River

**9.45** 120 Lv Winchester...Kentucky River

**10.15** 133 Lv Richmond...Kentucky River

**11.24** 174 Lv Berea...Kentucky River

**11.45** 188 Lv London...Kentucky River

**12.01** 188 Lv Corbin...Kentucky River

**12.23** 206 Lv Williamsburg, Ky. Cumberland River

**1.21** 240 Lv LaFollette, Tenn. Cumberland River

**3.15** 293 Ar Knoxville...Gateway to Smoky Mtn. Natl. Park Tennessee River

**3.45** 293 Lv Knoxville...Tennessee River

**4.50** 353 Ar Etowah...Etowah River

**5.01** 353 Lv Etowah...Etowah River

**5.48** 397 Lv Chatsworth...Etowah River

**6.56** 442 Ar Cartersville...Etowah River

**7.27** 469 Ar Marietta...Chattahoochee River

**8.10** 490 Ar Atlanta, Ga. Chattahoochee River

#### REFERENCE NOTES (Tables L and M)

- C Stops to leave or take pay passengers from or to Latonia, or Atlanta, or beyond.
- E Stops to leave or take pay passengers from or to Cincinnati or beyond.
- f Stops on signal.
- G Stops to leave pay passengers from Atlanta and beyond and to take for Cincinnati and beyond.
- H Stops to leave or take pay passengers from or to Knoxville or beyond.
- ▲ No facilities for handling baggage at this station; baggage should be checked to or from nearest station where facilities are available.

### NASHVILLE and MEMPHIS

**Table M**  
(Coaches only)

**107** Daily Miles **108** Daily

**107** Daily **108** Daily

Central Standard Time

**10.15** PM **0** Miles **6.15** AM

**10.46** 20 Lv Nashville, Tenn. Central Standard Time

**10.51** 25 Lv Pegram...Central Standard Time

**11.01** 31 Lv Kingston Springs...Central Standard Time

**11.09** 37 Lv White Bluff...Central Standard Time

**11.22** 42 Lv Burns...Central Standard Time

**11.51** 42 Lv Dickson...Central Standard Time

**12.05** 62 Lv Gorman...Central Standard Time

**12.23** 67 Lv Waverly...Central Standard Time

**12.23** 80 Lv New Johnsonville...Central Standard Time

**12.33** 87 Lv Camden...Tennessee River

**12.55** 95 Ar Bruceton...Tennessee River

**1.10** 95 Lv Bruceton...Tennessee River

**1.21** 101 Lv Buena Vista...Tennessee River

**1.47** 116 Lv Wildersville...Tennessee River

**2.10** 126 Lv Lexington...Tennessee River

**3.00** 152 Lv Jackson...Tennessee River

**3.31** 168 Lv Mercer...Tennessee River

**3.55** 181 Lv Whiteville...Big Hatchie River

**4.15** 194 Lv Somerville...Big Hatchie River

**4.35** 204 Lv Oakland...Big Hatchie River

**4.45** 212 Lv Eads...Big Hatchie River

**6.00** 237 Ar Memphis, Tenn. Mississippi River

### RAILROAD AND SLEEPING CAR RATES IN EFFECT MAY 1, 1967

Fares published herein, both Rail and Pullman, are Fares in effect May 1, 1967. They are published as information only and are subject to change without notice, except as required by law.

BETWEEN	RAILROAD FARES				PULL-MAN RATES	BETWEEN	RAILROAD FARES				PULL-MAN RATES						
	In Coaches		In Pullmans				In Coaches		In Pullmans								
	One Way	6 Mos. R.T.	One Way	6 Mos. R.T.			One Way	6 Mos. R.T.	One Way	6 Mos. R.T.							
<b>Atlanta, Ga. and</b>																	
Chattanooga, Tenn.	\$ 4.15	\$ 7.50	\$ 5.80	\$10.45	\$ 6.10	Chicago, Ill.	\$ 31.78	\$ 57.25	\$ 39.92	\$ 71.90	\$ 12.00	Cleveland, Ohio	37.82	70.22	55.03	102.87	13.90
Cincinnati, Ohio	23.61	42.50	32.76	59.00	10.00	Detroit, Mich.	36.61	67.86	53.88	95.78		Jacksonville, Fla.	18.74	33.75	26.29	47.35	7.95
Cleveland, Ohio	26.77	50.37	39.52	74.92	10.00	Miami, Fla.	29.31	52.80	41.07	73.95	12.85	New York, N. Y.	45.14	83.40	65.16	120.69	18.80
Detroit, Mich.	25.56	48.01	38.37	67.83	6.10	Pensacola, Fla.	45.14	83.40	65.16	120.69	6.10	Philadelphia, Pa.	40.88	74.88	58.41	107.19	17.55
Evansville, Ind.	14.09	25.40	19.39	34.95		Pittsburgh, Pa.	40.33	74.29	59.01	110.41	13.90	St. Louis, Mo.	23.56	42.45	29.93	53.90	
Knoxville, Tenn.	5.96	10.75	8.35	15.05		St. Petersburg, Fla.	25.27	45.50	35.42	63.80	10.70	Tampa, Fla.	24.05	43.30	33.72	60.70	10.70
Louisville, Ky.	14.46	26.05	20.24	36.45	6.10	Washington, D. C.	34.49	62.10	48.34	87.05	13.90						
Memphis, Tenn.	12.89	23.25	17.41	31.35													
Nashville, Tenn.	8.79	15.85	12.32	22.20	6.10												
New Orleans, La.	15.10	27.20	21.15	38.10	7.05												
St. Louis, Mo.	19.49	35.10	26.44	47.60													
<b>Birmingham, Ala. and</b>																	
Biloxi, Miss.	10.27	18.50	14.38	25.90	6.10												
Chicago, Ill.	22.04	39.70	30.07	54.15	9.15												
Cincinnati, Ohio	14.94	26.90	20.77	37.40	6.60												
Cleveland, Ohio	27.01	50.77	39.88	75.57	10.70												
Detroit, Mich.	25.80	48.41	38.73	68.48													
Evansville, Ind.	11.57	20.85	15.84	28.55	6.10												
Jacksonville, Fla.	13.34	24.05	18.67	33.85	7.05												
Louisville, Ky.	11.94	21.50	16.69	31.05	6.10												
Miami, Fla.	24.46	44.05	34.23	61.05	10.70												
Mobile, Ala.	8.49	15.25	11.83	21.30	6.10												
Montgomery, Ala.	9.99	18.40	14.19	25.55													
Nashville, Tenn.	6.27	11.30	8.77	15.80	6.10												
New Orleans, La.	10.85	19.55	15.21	27.40	6.10												
Pensacola, Fla.	8.00	14.40	11.20	20.20													
St. Louis, Mo.	16.97	30.55	21.31	38.40													
<b>Cincinnati, Ohio and</b>																	
Biloxi, Miss.	25.21	45.40	35.15	63.30	10.70												
Jacksonville, Fla.	25.34	45.65	35.34	63.65	10.70												
Knoxville, Tenn.	9.23	16.65	12.77	23.00													
Louisville, Ky.	3.78	6.85	5.12	9.25													
Memphis, Tenn.	15.32	27.60	21.25	38.25													
Miami, Fla.	36.46	65.65	50.90	91.65	14.75												
Mobile, Ala.	23.39	42.15	32.60	58.70	10.00												
Montgomery, Ala.	17.93	32.30	24.96	44.95	8.30												
Nashville, Tenn.	9.44	17.00	13.06	23.55	6.10												
New Orleans, La.	25.75	46.35	35.92	64.70	10.70												
Pensacola, Fla.	22.94	41.30	31.97	57.55	10.00												
St. Petersburg, Fla.	33.00	59.40	46.04	82.90	13.90												
<b>Evansville, Ind. and</b>																	
Jacksonville, Fla.	24.73	44.55	34.32	61.80	10.70												
Miami, Fla.	35.85	64.55	49.88	89.80	14.75												
Mobile, Ala.	19.96	35.95	27.21	49.00	9.15												
Montgomery, Ala.	14.50	26.10	19.94	35.90	7.05												
Nashville, Tenn.	5.30	9.55	7.07	12.75	6.10												
New Orleans, La.	23.56	42.45	29.93	53.90	9.15												
St. Louis, Mo.	5.41	9.75	7.39	13.35													
<b>Louisville, Ky. and</b>																	
Biloxi, Miss.	22.15	39.90	30.98	55.80	9.65												
Jacksonville, Fla.	25.10	45.20	35.17	63.35	10.70												
Memphis, Tenn.	11.60	20.90	16.19	29.15													
Miami, Fla.	36.22	65.20	50.73	91.35	14.75												
Mobile, Ala.	20.33	36.60	28.43	51.20	9.65												
Montgomery, Ala.	14.87	26.80	20.79	37.45	7.05												
Nashville, Tenn.	5.67	10.25	7.92	14.30	6.10												
New Orleans, La.	24.67	44.45	32.97	59.35	10.00												
Pensacola, Fla.	19.88	35.80	27.80	50.05	9.15												
St. Petersburg, Fla.	32.76	59.00	45.87	82.60	13.20												
<b>Mobile, Ala. and</b>																	
Chicago, Ill.	30.43	54.80	39.92	71.90	11.55												
Jacksonville, Fla.	14.35	25.85	20.12	36.25	7.05												
Miami, Fla.	24.92	44.90	34.90	62.85	10.70												
Montgomery, Ala.	5.46	9.85	7.64	13.80	6.10												
New Orleans, La.	4.40	7.95	6.16	11.10	6.10												
New York, N. Y.	40.80	75.60	59.08	109.74	17.55												
St. Petersburg, Fla.	20.88	37.60	29.25	52.65	9.65												
Washington, D. C.	30.15	54.30	42.26	76.10	12.85												
<b>Montgomery, Ala. and</b>																	
Chicago, Ill.	24.97	44.95	34.26	61.70	10.00												
Cleveland, Ohio	30.00	56.17	44.07	83.12	12.00												
Detroit, Mich.	28.79	53.81	42.92	76.03													
Nashville, Tenn.	9.20	16.60	12.87	23.20	6.10												
New Orleans, La.	9.80	17.65	13.72	24.70	6.10												
St. Louis, Mo.	19.90	35.85	25.50	45.90													
<b>Nashville, Tenn. and</b>																	
Chicago, Ill.	15.77	28.40	21.78	39.25	6.10												
Cleveland, Ohio	21.51	40.23	32.15	62.02	8.30												
Detroit, Mich.	20.30	38.51	31.00	54.63													
Jacksonville, Fla.	19.43	35.00	27.25	49.05	9.15												
Miami, Fla.	30.55	55.00	42.81	77.10	13.20												
New Orleans, La.	19.00	34.20	26.59	47.90	7.95												
Pensacola, Fla.	14.21	25.60	19.88	35.80	7.05												
St. Louis, Mo.	10.70	19.30	14.46	26.05													
St. Petersburg, Fla.	27.09	48.80	37.95	68.35	12.00												