

SPRING-SUMMER — 1956

L&N

**PASSENGER TRAIN
TIME TABLES**

**LOUISVILLE
AND
NASHVILLE
RAILROAD**

APRIL 29, 1956


SPRING-SUMMER — 1956

L&N

**PASSENGER TRAIN
TIME TABLES**

**LOUISVILLE
AND
NASHVILLE
RAILROAD**

APRIL 29, 1956



**NOW . . . More Famous Than Ever!
L&N's Country Ham Breakfast . . .**

These Hams are carefully selected and cured especially for the L&N Railroad on a farm at Pewee Valley, Kentucky, where they are properly aged to assure that old-fashioned "salt-cured" flavor. Then, expertly prepared according to our own recipe by experienced chefs, served with real red gravy, hominy grits, fresh eggs cooked to your taste, and choice

of hot bread, this is a breakfast you won't forget! Equally Famous is the L&N SEAFOOD PLATTER — Available on our New Orleans trains, this rare treat includes soup du jour, soft shell crab, oysters, Jumbo shrimp, fried trout or broiled mackerel, and other delicacies...fresh from Gulf Coast waters. Try it!



For delicious food and fine service, travel via L & N

LOUISVILLE & NASHVILLE R.R.

GENERAL INDEX

Air-Conditioned Cars	2
Baggage Regulations	2
Connecting Lines Train Service	22-25
Equipment and Condensed Schedules of Through Trains	5-11
Fares—Rail and Pullman	28-29
General Information	2

Index to Stations	3-4
Local Schedules	12 to 15, 18 to 21
Map of L & N R.R.	16, 17
Optional Routes	29
Representatives of the Traffic Department	30, 31
Stop-Over Privileges	2

GENERAL INFORMATION

The time tables show the time at which trains may be expected to arrive and depart from stations and to connect with other trains, but departure or arrival or connection at time stated is not guaranteed. This Company reserves the right to vary from the time shown in this folder without notice. The time of connecting transportation companies is published from information available at the time this folder was printed, and every care taken to have it correct, but this Company does not hold itself responsible for any errors or omissions therein.

It is our aim to render satisfactory service, and passengers are requested to report any instance of inattention or incivility on the part of employees.

TICKET OFFICES are open a sufficient time before the departure of trains to permit the purchase of tickets, and passengers are requested to do so before boarding the train; however some small station offices are closed on Saturday and Sunday and tickets should be purchased in advance at such points.

CHILDREN under five years of age will be carried free when accompanied by parent or guardian; five years of age and under twelve, half fare; twelve years of age and over, full adult fare.

REDEMPTION OF TICKETS. Wholly unused tickets of this Company's issue may be redeemed at the same office where ticket was purchased if presented by original purchaser within two months from date of sale.

Application for redemption of unused portions of tickets of this Company's issue, also wholly unused tickets which have not been presented for redemption at office where sold within the two months' period, should be made to General Passenger Agent, L & N Railroad, Louisville 1, Ky.

ADJUSTMENT OF FARES. In the event of disagreement with Conductors or Agents relative to ticket conditions, privileges allowed, etc., passengers should pay the fare required, take receipt and refer case for adjustment to the General Passenger Agent, Louisville 1, Ky., who will refund any overcharge. Agents and Conductors have no discretionary power in such matters, but are governed by rules which they are not authorized to change.

HONORING TICKETS TO NON-STOP STATIONS. Passengers holding tickets to stations at which through trains do not stop, will be required to transfer at some intermediate point (usually the last regular terminal point short of destination) and to use next following local train which is scheduled to stop at destination.

STOP-OVERS. One-way tickets are limited to thirty (30) days in addition to date of sale, and stop-overs may be made at any station enroute within final limit of ticket. To secure stop-over passenger should notify the conductor who will endorse ticket and return to passenger. Passengers having availed themselves of stop-over privilege at one or more points must resume use of tickets in time to reach destination before final limit expires.

Stop-overs are also allowed at all points on the Louisville and Nashville Railroad within final limit of Round-Trip tickets by application to conductor. Information regarding stop-overs may be secured from passenger representatives on pages 30 and 31 of this folder, or from any L & N. ticket agent.

AIR-CONDITIONED CARS are regularly assigned principal through main line trains and every effort will be made to provide same; but the right is reserved to use non-Air-Conditioned equipment when necessary, due to volume of traffic or operating contingencies.

BAGGAGE REGULATIONS

DEFINITION OF BAGGAGE. Personal wearing apparel, toilet articles except liquids, and other personal effects in actual use and necessary for the wear, use, comfort and convenience of the passenger and not intended for other persons nor for sale. Money, jewelry, negotiable papers and like valuables, fragile or perishable articles, radios, phonographs and records for same and household goods must not be included in checked baggage.

BAGGAGE SERVICE CHARGE: A service charge of 25¢ for each hand bag and 50¢ for each trunk, will be made at time of checking at L & N stations.

MARKING FOR IDENTIFICATION. Mark or tag each piece of baggage with name and address; also place name and permanent address inside each piece, whether the baggage is checked or carried on the train.

ALLOWANCE: For each full fare ticket, 150 pounds, value \$100.00; for each half fare ticket, 75 pounds, value \$50.00; may be checked without additional charge. Passengers may declare excess value at nominal charge of 20¢ for each additional \$100.00 or fraction thereof.

WEIGHT, SIZE AND LIABILITY. Baggage weighing in excess of the above free allowances will be charged for in accordance with published tariffs. No single piece of baggage weighing more than 300 pounds, or having dimensions exceeding 72 inches, or valued at more than \$2,500.00, or cardboard cartons weighing more than 50 pounds, will be transported as baggage, but must be sent by express or freight.

EXCESS CHECK. Passengers paying charges for excess weight or valuation will receive an excess baggage check, which must be surrendered to Agent with other checks, if any, when baggage is claimed.

CHECKED TO NON-AGENCY STATION OR TO STATIONS CLOSED ON SATURDAY, SUNDAY OR HOLIDAY. If baggage is checked to a non-agency station or to a station closed on Saturday, Sunday or Holiday, passenger must claim same by presenting checks to train baggage man at baggage car door on arrival at destination. If baggage is not so claimed, it will be carried to next agency station beyond.

BAD CONDITION. Baggage that is too frail to withstand necessary handling will not be accepted for transportation in baggage cars. When baggage is received at destination in damaged condition, this fact must be called to agent's attention at time of delivery.

STORAGE OF BAGGAGE. On the first twenty-four hours, free storage is allowed at all stations. After expiration of the free time, storage charges will be assessed at regular tariff rates.

BICYCLES (NOT MOTORCYCLES), BABY CARRIAGES, AND GUNS are transported in baggage cars subject to tariff regulations.


DOGS (other than guide dogs) may be taken in private rooms of Pullman cars when on leash and muzzled. Dogs may be checked as baggage at tariff rates, when muzzled and on strong leash, or in crates.

DOGS, CATS AND OTHER SMALL HOUSEHOLD PETS (not vicious, odorous, or objectionable) when carried in baskets or containers may be taken into coaches, and into private rooms of Pullman cars.

FORWARDING. Passengers are urged to check baggage in advance so that it may be forwarded on a preceding train. Every effort will be made to facilitate the handling, but the Railroad cannot guarantee the forwarding of baggage on same train with owner; nor can time of arrival at destination to which checked be guaranteed.

LOST ARTICLES should be inquired for through General Passenger Agent, L & N. R.R., Louisville 1, Ky., or nearest representative.

NO RESPONSIBILITY IS ASSUMED for unchecked articles left in stations or cars.

Figures following name of station refer to TABLES (not page numbers) of detailed schedules in which point appears; capital letters following name of station to TABLES of through service on pages 5 to 11. Population figures shown are the final figures of the 1950 census.
 Hertz Driv-Ur-Self Rail-Auto Service available at this point.

<table border="0"> <tr><th>Population</th><th>Table</th></tr> <tr><td>503 Adams, Tenn.</td><td>5</td></tr> <tr><td>31,155 Albany, Ga.</td><td>C, E</td></tr> <tr><td>400 Altro, Ky.</td><td>9</td></tr> <tr><td>75 Amqui, Tenn.</td><td>1, 2</td></tr> <tr><td>883 Anchorage, Ky.</td><td>2</td></tr> <tr><td>20 Anopia, Ala.</td><td>5b</td></tr> <tr><td>115 Ansley, Miss.</td><td>1, 2</td></tr> <tr><td>408 Ardmore, Ala.</td><td>1, 2</td></tr> <tr><td>110 Argyle, Fla.</td><td>3</td></tr> <tr><td>950 Artemus, Ky.</td><td>8</td></tr> <tr><td>738 Ashley, Ill.</td><td>G, 5</td></tr> <tr><td>53,000 Asheville, N. C.</td><td>A</td></tr> <tr><td>200 Aspen Hill, Tenn.</td><td>1, 2</td></tr> <tr><td>6,309 Athens, Ala.</td><td>1, 2</td></tr> <tr><td>80 Athol, Ky.</td><td>9</td></tr> <tr><td>331,314 Atlanta, Ga.</td><td>A, C, E, 6, 7</td></tr> <tr><td>5,720 Atmore, Ala.</td><td>1, 2</td></tr> <tr><td>50 Avon, Ky.</td><td>9</td></tr> </table>	Population	Table	503 Adams, Tenn.	5	31,155 Albany, Ga.	C, E	400 Altro, Ky.	9	75 Amqui, Tenn.	1, 2	883 Anchorage, Ky.	2	20 Anopia, Ala.	5b	115 Ansley, Miss.	1, 2	408 Ardmore, Ala.	1, 2	110 Argyle, Fla.	3	950 Artemus, Ky.	8	738 Ashley, Ill.	G, 5	53,000 Asheville, N. C.	A	200 Aspen Hill, Tenn.	1, 2	6,309 Athens, Ala.	1, 2	80 Athol, Ky.	9	331,314 Atlanta, Ga.	A, C, E, 6, 7	5,720 Atmore, Ala.	1, 2	50 Avon, Ky.	9	<table border="0"> <tr><th>Population</th><th>Table</th></tr> <tr><td>25,969 Charlottesville, Va.</td><td>A</td></tr> <tr><td>1,214 Chatsworth, Ga.</td><td>6</td></tr> <tr><td>8,473 Chattanooga, Fla.</td><td>D, 3</td></tr> <tr><td>131,041 Chattanooga, Tenn.</td><td>F</td></tr> <tr><td>500 Chavies, Ky.</td><td>9</td></tr> <tr><td>1,358 Chef Menteur, La.</td><td>1, 2</td></tr> <tr><td>350 Chenowee, Ky.</td><td>9</td></tr> <tr><td>3,620,962 Chicago, Ill.</td><td>C, E, F, 3</td></tr> <tr><td>2,959 Chipley, Fla.</td><td>D, 3</td></tr> <tr><td>503,998 Cincinnati, Ohio</td><td>B, C, 1, 2, 4, 6, 8</td></tr> <tr><td>4,640 Clanton, Ala.</td><td>1, 2</td></tr> <tr><td>16,246 Clarksville, Tenn.</td><td>B, 4</td></tr> <tr><td>15,581 Clearwater, Fla.</td><td>C, E</td></tr> <tr><td>35 Clearmont Harbor, Miss.</td><td>1, 2</td></tr> <tr><td>1,357 Cloverport, Ky.</td><td>G</td></tr> <tr><td>500 Coldiron, Ky.</td><td>8</td></tr> <tr><td>10,911 Columbia, Tenn.</td><td>1, 2</td></tr> <tr><td>375,901 Columbus, Ohio</td><td>A</td></tr> <tr><td>800 Consul, Ky.</td><td>9</td></tr> <tr><td>205 Coopers, Ala.</td><td>2</td></tr> <tr><td>300 Coosada, Ala.</td><td>1, 2</td></tr> <tr><td>175 Copland, Ky.</td><td>9</td></tr> <tr><td>800 Corbin, Ky.</td><td>C, 6, 7, 8</td></tr> <tr><td>20 Corleys, Ala.</td><td>5b</td></tr> <tr><td>747 Cottandale, Fla.</td><td>D, 3</td></tr> <tr><td>64,452 Covington, Ky.</td><td>1, 2, 4, 6</td></tr> <tr><td>757 Crab Orchard, Ky.</td><td>7</td></tr> <tr><td>50 Cressy, Ky.</td><td>9</td></tr> <tr><td>5,003 Crestview, Fla.</td><td>D, 3</td></tr> <tr><td>7,523 Cullman, Ala.</td><td>1, 2</td></tr> <tr><td>400 Cumberland City, Tenn.</td><td>4</td></tr> <tr><td>4,847 Cynthiana, Ky.</td><td>6</td></tr> <tr><td>262 Cypress, Fla.</td><td>3</td></tr> </table>	Population	Table	25,969 Charlottesville, Va.	A	1,214 Chatsworth, Ga.	6	8,473 Chattanooga, Fla.	D, 3	131,041 Chattanooga, Tenn.	F	500 Chavies, Ky.	9	1,358 Chef Menteur, La.	1, 2	350 Chenowee, Ky.	9	3,620,962 Chicago, Ill.	C, E, F, 3	2,959 Chipley, Fla.	D, 3	503,998 Cincinnati, Ohio	B, C, 1, 2, 4, 6, 8	4,640 Clanton, Ala.	1, 2	16,246 Clarksville, Tenn.	B, 4	15,581 Clearwater, Fla.	C, E	35 Clearmont Harbor, Miss.	1, 2	1,357 Cloverport, Ky.	G	500 Coldiron, Ky.	8	10,911 Columbia, Tenn.	1, 2	375,901 Columbus, Ohio	A	800 Consul, Ky.	9	205 Coopers, Ala.	2	300 Coosada, Ala.	1, 2	175 Copland, Ky.	9	800 Corbin, Ky.	C, 6, 7, 8	20 Corleys, Ala.	5b	747 Cottandale, Fla.	D, 3	64,452 Covington, Ky.	1, 2, 4, 6	757 Crab Orchard, Ky.	7	50 Cressy, Ky.	9	5,003 Crestview, Fla.	D, 3	7,523 Cullman, Ala.	1, 2	400 Cumberland City, Tenn.	4	4,847 Cynthiana, Ky.	6	262 Cypress, Fla.	3	<table border="0"> <tr><th>Population</th><th>Table</th></tr> <tr><td>613 Falkville, Ala.</td><td>1, 2</td></tr> <tr><td>2,186 Falmouth, Ky.</td><td>6</td></tr> <tr><td>500 Flat Lick, Ky.</td><td>8</td></tr> <tr><td>1,036 Flomaton, Ala.</td><td>A, B, D, F, 1, 2, 3</td></tr> <tr><td>1,358 Fort Deposit, Ala.</td><td>1, 2</td></tr> <tr><td>36,328 Fort Lauderdale, Fla.</td><td>C, E</td></tr> <tr><td>13,195 Fort Myers, Fla.</td><td>C, E</td></tr> <tr><td>700 Four Mile, Ky.</td><td>1, 2</td></tr> <tr><td>4,343 Franklin, Ky.</td><td>1, 2</td></tr> <tr><td>5,475 Franklin, Tenn.</td><td>1, 2</td></tr> </table>	Population	Table	613 Falkville, Ala.	1, 2	2,186 Falmouth, Ky.	6	500 Flat Lick, Ky.	8	1,036 Flomaton, Ala.	A, B, D, F, 1, 2, 3	1,358 Fort Deposit, Ala.	1, 2	36,328 Fort Lauderdale, Fla.	C, E	13,195 Fort Myers, Fla.	C, E	700 Four Mile, Ky.	1, 2	4,343 Franklin, Ky.	1, 2	5,475 Franklin, Tenn.	1, 2	<table border="0"> <tr><th>Population</th><th>Table</th></tr> <tr><td>70 Lacon, Ala.</td><td>1, 2</td></tr> <tr><td>5,797 LaFollette, Tenn.</td><td>6, 7</td></tr> <tr><td>1,558 Lagrange, Ky.</td><td>1, 2</td></tr> <tr><td>50 Lake Catherine, La.</td><td>1, 2</td></tr> <tr><td>7,571 Lake City, Fla.</td><td>D, 3</td></tr> <tr><td>30,851 Lakeland, Fla.</td><td>C, E</td></tr> <tr><td>50 Lakeshore, Miss.</td><td>1</td></tr> <tr><td>Latonia, Ky.</td><td>1, 2</td></tr> <tr><td>4,640 Lebanon, Ky.</td><td>7</td></tr> <tr><td>1,243 Lebanon, Jct., Ky.</td><td>1, 2, 7</td></tr> <tr><td>5,164 Lewisburg, Tenn.</td><td>1, 2</td></tr> <tr><td>55,534 Lexington, Ky.</td><td>9</td></tr> <tr><td>1,363 Linden, Ala.</td><td>5b</td></tr> <tr><td>150 Little, Ky.</td><td>9</td></tr> <tr><td>4,064 Live Oak, Fla.</td><td>3</td></tr> <tr><td>378 Livingston, Ky.</td><td>6, 7</td></tr> <tr><td>15 Loboco, Ala.</td><td>5b</td></tr> <tr><td>Lock No. 13, Ky.</td><td>9</td></tr> <tr><td>21,031 Loganport, Ind.</td><td>C</td></tr> <tr><td>3,426 London, Ky.</td><td>6, 7</td></tr> <tr><td>2,703 Long Beach, Miss.</td><td>1, 2</td></tr> <tr><td>500 Loretto, Ky.</td><td>7</td></tr> <tr><td>369,129 Louisville, Ky.</td><td>B, C, G, 1, 2, 4, 7, 8</td></tr> <tr><td>1,548 Loyall, Ky.</td><td>9</td></tr> <tr><td>47,727 Lynchburg, Va.</td><td>A</td></tr> <tr><td>356 Lynnville, Tenn.</td><td>1, 2</td></tr> <tr><td>150 Lyons, Ky.</td><td>7</td></tr> </table>	Population	Table	70 Lacon, Ala.	1, 2	5,797 LaFollette, Tenn.	6, 7	1,558 Lagrange, Ky.	1, 2	50 Lake Catherine, La.	1, 2	7,571 Lake City, Fla.	D, 3	30,851 Lakeland, Fla.	C, E	50 Lakeshore, Miss.	1	Latonia, Ky.	1, 2	4,640 Lebanon, Ky.	7	1,243 Lebanon, Jct., Ky.	1, 2, 7	5,164 Lewisburg, Tenn.	1, 2	55,534 Lexington, Ky.	9	1,363 Linden, Ala.	5b	150 Little, Ky.	9	4,064 Live Oak, Fla.	3	378 Livingston, Ky.	6, 7	15 Loboco, Ala.	5b	Lock No. 13, Ky.	9	21,031 Loganport, Ind.	C	3,426 London, Ky.	6, 7	2,703 Long Beach, Miss.	1, 2	500 Loretto, Ky.	7	369,129 Louisville, Ky.	B, C, G, 1, 2, 4, 7, 8	1,548 Loyall, Ky.	9	47,727 Lynchburg, Va.	A	356 Lynnville, Tenn.	1, 2	150 Lyons, Ky.	7	<table border="0"> <tr><th>Population</th><th>Table</th></tr> <tr><td>15 Pace Jct., Fla.</td><td>3</td></tr> <tr><td>150 Page, Ky.</td><td>8</td></tr> <tr><td>6,912 Paris, Ky.</td><td>C, 6</td></tr> <tr><td>8,826 Paris, Tenn.</td><td>5b, 4</td></tr> <tr><td>449 Park City, Ky.</td><td>5, 2</td></tr> <tr><td>200 Parksville, Ky.</td><td>7</td></tr> <tr><td>50 Parkwood, Ala.</td><td>1, 2</td></tr> <tr><td>10,805 Pascagoula, Miss.</td><td>A, B, F, 1, 2</td></tr> <tr><td>3,383 Pass Christian, Miss.</td><td>A, B, 1, 2</td></tr> <tr><td>450 Palham, Ala.</td><td>1, 2</td></tr> <tr><td>532 Pembroke, Ky.</td><td>4</td></tr> <tr><td>43,293 Pensacola, Fla.</td><td>F, 1, 2, 3</td></tr> <tr><td>300 Perdido, Ala.</td><td>1, 2</td></tr> <tr><td>2,064,794 Philadelphia, Pa.</td><td>A</td></tr> <tr><td>3,890 Pineville, Ky.</td><td>8</td></tr> <tr><td>673,763 Pittsburgh, Pa.</td><td>B</td></tr> <tr><td>400 Pleasant Grove, Tenn.</td><td>1, 2</td></tr> <tr><td>562 Ponce de Leon, Fla.</td><td>3</td></tr> <tr><td>75 Ponza, Ky.</td><td>8</td></tr> <tr><td>1,660 Portland, Tenn.</td><td>1, 2</td></tr> <tr><td>450 Prospect, Tenn.</td><td>1, 2</td></tr> <tr><td>5,762 Pulaski, Tenn.</td><td>1, 2</td></tr> </table>	Population	Table	15 Pace Jct., Fla.	3	150 Page, Ky.	8	6,912 Paris, Ky.	C, 6	8,826 Paris, Tenn.	5b, 4	449 Park City, Ky.	5, 2	200 Parksville, Ky.	7	50 Parkwood, Ala.	1, 2	10,805 Pascagoula, Miss.	A, B, F, 1, 2	3,383 Pass Christian, Miss.	A, B, 1, 2	450 Palham, Ala.	1, 2	532 Pembroke, Ky.	4	43,293 Pensacola, Fla.	F, 1, 2, 3	300 Perdido, Ala.	1, 2	2,064,794 Philadelphia, Pa.	A	3,890 Pineville, Ky.	8	673,763 Pittsburgh, Pa.	B	400 Pleasant Grove, Tenn.	1, 2	562 Ponce de Leon, Fla.	3	75 Ponza, Ky.	8	1,660 Portland, Tenn.	1, 2	450 Prospect, Tenn.	1, 2	5,762 Pulaski, Tenn.	1, 2	<table border="0"> <tr><th>Population</th><th>Table</th></tr> <tr><td>6,505 Quincy, Fla.</td><td>D, 3</td></tr> </table>	Population	Table	6,505 Quincy, Fla.	D, 3
Population	Table																																																																																																																																																																																																																																														
503 Adams, Tenn.	5																																																																																																																																																																																																																																														
31,155 Albany, Ga.	C, E																																																																																																																																																																																																																																														
400 Altro, Ky.	9																																																																																																																																																																																																																																														
75 Amqui, Tenn.	1, 2																																																																																																																																																																																																																																														
883 Anchorage, Ky.	2																																																																																																																																																																																																																																														
20 Anopia, Ala.	5b																																																																																																																																																																																																																																														
115 Ansley, Miss.	1, 2																																																																																																																																																																																																																																														
408 Ardmore, Ala.	1, 2																																																																																																																																																																																																																																														
110 Argyle, Fla.	3																																																																																																																																																																																																																																														
950 Artemus, Ky.	8																																																																																																																																																																																																																																														
738 Ashley, Ill.	G, 5																																																																																																																																																																																																																																														
53,000 Asheville, N. C.	A																																																																																																																																																																																																																																														
200 Aspen Hill, Tenn.	1, 2																																																																																																																																																																																																																																														
6,309 Athens, Ala.	1, 2																																																																																																																																																																																																																																														
80 Athol, Ky.	9																																																																																																																																																																																																																																														
331,314 Atlanta, Ga.	A, C, E, 6, 7																																																																																																																																																																																																																																														
5,720 Atmore, Ala.	1, 2																																																																																																																																																																																																																																														
50 Avon, Ky.	9																																																																																																																																																																																																																																														
Population	Table																																																																																																																																																																																																																																														
25,969 Charlottesville, Va.	A																																																																																																																																																																																																																																														
1,214 Chatsworth, Ga.	6																																																																																																																																																																																																																																														
8,473 Chattanooga, Fla.	D, 3																																																																																																																																																																																																																																														
131,041 Chattanooga, Tenn.	F																																																																																																																																																																																																																																														
500 Chavies, Ky.	9																																																																																																																																																																																																																																														
1,358 Chef Menteur, La.	1, 2																																																																																																																																																																																																																																														
350 Chenowee, Ky.	9																																																																																																																																																																																																																																														
3,620,962 Chicago, Ill.	C, E, F, 3																																																																																																																																																																																																																																														
2,959 Chipley, Fla.	D, 3																																																																																																																																																																																																																																														
503,998 Cincinnati, Ohio	B, C, 1, 2, 4, 6, 8																																																																																																																																																																																																																																														
4,640 Clanton, Ala.	1, 2																																																																																																																																																																																																																																														
16,246 Clarksville, Tenn.	B, 4																																																																																																																																																																																																																																														
15,581 Clearwater, Fla.	C, E																																																																																																																																																																																																																																														
35 Clearmont Harbor, Miss.	1, 2																																																																																																																																																																																																																																														
1,357 Cloverport, Ky.	G																																																																																																																																																																																																																																														
500 Coldiron, Ky.	8																																																																																																																																																																																																																																														
10,911 Columbia, Tenn.	1, 2																																																																																																																																																																																																																																														
375,901 Columbus, Ohio	A																																																																																																																																																																																																																																														
800 Consul, Ky.	9																																																																																																																																																																																																																																														
205 Coopers, Ala.	2																																																																																																																																																																																																																																														
300 Coosada, Ala.	1, 2																																																																																																																																																																																																																																														
175 Copland, Ky.	9																																																																																																																																																																																																																																														
800 Corbin, Ky.	C, 6, 7, 8																																																																																																																																																																																																																																														
20 Corleys, Ala.	5b																																																																																																																																																																																																																																														
747 Cottandale, Fla.	D, 3																																																																																																																																																																																																																																														
64,452 Covington, Ky.	1, 2, 4, 6																																																																																																																																																																																																																																														
757 Crab Orchard, Ky.	7																																																																																																																																																																																																																																														
50 Cressy, Ky.	9																																																																																																																																																																																																																																														
5,003 Crestview, Fla.	D, 3																																																																																																																																																																																																																																														
7,523 Cullman, Ala.	1, 2																																																																																																																																																																																																																																														
400 Cumberland City, Tenn.	4																																																																																																																																																																																																																																														
4,847 Cynthiana, Ky.	6																																																																																																																																																																																																																																														
262 Cypress, Fla.	3																																																																																																																																																																																																																																														
Population	Table																																																																																																																																																																																																																																														
613 Falkville, Ala.	1, 2																																																																																																																																																																																																																																														
2,186 Falmouth, Ky.	6																																																																																																																																																																																																																																														
500 Flat Lick, Ky.	8																																																																																																																																																																																																																																														
1,036 Flomaton, Ala.	A, B, D, F, 1, 2, 3																																																																																																																																																																																																																																														
1,358 Fort Deposit, Ala.	1, 2																																																																																																																																																																																																																																														
36,328 Fort Lauderdale, Fla.	C, E																																																																																																																																																																																																																																														
13,195 Fort Myers, Fla.	C, E																																																																																																																																																																																																																																														
700 Four Mile, Ky.	1, 2																																																																																																																																																																																																																																														
4,343 Franklin, Ky.	1, 2																																																																																																																																																																																																																																														
5,475 Franklin, Tenn.	1, 2																																																																																																																																																																																																																																														
Population	Table																																																																																																																																																																																																																																														
70 Lacon, Ala.	1, 2																																																																																																																																																																																																																																														
5,797 LaFollette, Tenn.	6, 7																																																																																																																																																																																																																																														
1,558 Lagrange, Ky.	1, 2																																																																																																																																																																																																																																														
50 Lake Catherine, La.	1, 2																																																																																																																																																																																																																																														
7,571 Lake City, Fla.	D, 3																																																																																																																																																																																																																																														
30,851 Lakeland, Fla.	C, E																																																																																																																																																																																																																																														
50 Lakeshore, Miss.	1																																																																																																																																																																																																																																														
Latonia, Ky.	1, 2																																																																																																																																																																																																																																														
4,640 Lebanon, Ky.	7																																																																																																																																																																																																																																														
1,243 Lebanon, Jct., Ky.	1, 2, 7																																																																																																																																																																																																																																														
5,164 Lewisburg, Tenn.	1, 2																																																																																																																																																																																																																																														
55,534 Lexington, Ky.	9																																																																																																																																																																																																																																														
1,363 Linden, Ala.	5b																																																																																																																																																																																																																																														
150 Little, Ky.	9																																																																																																																																																																																																																																														
4,064 Live Oak, Fla.	3																																																																																																																																																																																																																																														
378 Livingston, Ky.	6, 7																																																																																																																																																																																																																																														
15 Loboco, Ala.	5b																																																																																																																																																																																																																																														
Lock No. 13, Ky.	9																																																																																																																																																																																																																																														
21,031 Loganport, Ind.	C																																																																																																																																																																																																																																														
3,426 London, Ky.	6, 7																																																																																																																																																																																																																																														
2,703 Long Beach, Miss.	1, 2																																																																																																																																																																																																																																														
500 Loretto, Ky.	7																																																																																																																																																																																																																																														
369,129 Louisville, Ky.	B, C, G, 1, 2, 4, 7, 8																																																																																																																																																																																																																																														
1,548 Loyall, Ky.	9																																																																																																																																																																																																																																														
47,727 Lynchburg, Va.	A																																																																																																																																																																																																																																														
356 Lynnville, Tenn.	1, 2																																																																																																																																																																																																																																														
150 Lyons, Ky.	7																																																																																																																																																																																																																																														
Population	Table																																																																																																																																																																																																																																														
15 Pace Jct., Fla.	3																																																																																																																																																																																																																																														
150 Page, Ky.	8																																																																																																																																																																																																																																														
6,912 Paris, Ky.	C, 6																																																																																																																																																																																																																																														
8,826 Paris, Tenn.	5b, 4																																																																																																																																																																																																																																														
449 Park City, Ky.	5, 2																																																																																																																																																																																																																																														
200 Parksville, Ky.	7																																																																																																																																																																																																																																														
50 Parkwood, Ala.	1, 2																																																																																																																																																																																																																																														
10,805 Pascagoula, Miss.	A, B, F, 1, 2																																																																																																																																																																																																																																														
3,383 Pass Christian, Miss.	A, B, 1, 2																																																																																																																																																																																																																																														
450 Palham, Ala.	1, 2																																																																																																																																																																																																																																														
532 Pembroke, Ky.	4																																																																																																																																																																																																																																														
43,293 Pensacola, Fla.	F, 1, 2, 3																																																																																																																																																																																																																																														
300 Perdido, Ala.	1, 2																																																																																																																																																																																																																																														
2,064,794 Philadelphia, Pa.	A																																																																																																																																																																																																																																														
3,890 Pineville, Ky.	8																																																																																																																																																																																																																																														
673,763 Pittsburgh, Pa.	B																																																																																																																																																																																																																																														
400 Pleasant Grove, Tenn.	1, 2																																																																																																																																																																																																																																														
562 Ponce de Leon, Fla.	3																																																																																																																																																																																																																																														
75 Ponza, Ky.	8																																																																																																																																																																																																																																														
1,660 Portland, Tenn.	1, 2																																																																																																																																																																																																																																														
450 Prospect, Tenn.	1, 2																																																																																																																																																																																																																																														
5,762 Pulaski, Tenn.	1, 2																																																																																																																																																																																																																																														
Population	Table																																																																																																																																																																																																																																														
6,505 Quincy, Fla.	D, 3																																																																																																																																																																																																																																														

CINCINNATI TO MEMPHIS AND NEW ORLEANS

Table with columns for Miles, Train Name, and various train numbers (99, 15, 1, 3, 33, 37). Includes routes like Lv New York, Lv Newark, Lv No. Philadelphia, etc.

For other connections east of Cincinnati see page 23. For connections west of Memphis and New Orleans see page 24.

Table with columns: TYPE OF CAR, CAR NO., FROM, TO, ACCOMMODATIONS. Includes No. 1, No. 3, No. 5—THE HUMMING BIRD.

Table with columns: TYPE OF CAR, CAR NO., FROM, TO, ACCOMMODATIONS. Includes No. 15—THE SOUTH WIND, CHICAGO TO MIAMI, No. 99—THE PAN-AMERICAN.

REFERENCE NOTES

Notes 1-11 detailing stop times, meal services, and passenger instructions for various routes.

AIR-CONDITIONED CARS ARE REGULARLY ASSIGNED THE ABOVE TRAINS.

NEW ORLEANS AND MEMPHIS TO CINCINNATI

Table with columns for Miles, Train Name, and various train numbers (4, 6, 98, 16, 2, 34, 38). Includes routes like Lv New Orleans, Lv Boy St. Louis, Lv Pass Christian, etc.

For other connections east of Cincinnati see page 23. For connections west of Memphis and New Orleans see page 24.

Table with columns: TYPE OF CAR, CAR NO., FROM, TO, ACCOMMODATIONS. Includes No. 2, No. 4, No. 6—THE HUMMING BIRD.

Table with columns: TYPE OF CAR, CAR NO., FROM, TO, ACCOMMODATIONS. Includes TRAIN 6 (Continued), No. 16—THE SOUTH WIND, No. 98—THE PAN-AMERICAN.

REFERENCE NOTES

Notes 1-11 detailing stop times, meal services, and passenger instructions for various routes.

AIR-CONDITIONED CARS ARE REGULARLY ASSIGNED THE ABOVE TRAINS.

CHICAGO, LOUISVILLE AND FLORIDA
The South Wind via Montgomery
CHICAGO, DETROIT, CINCINNATI, AND FLORIDA
The Southland, The Flamingo via Atlanta

Table with columns for Miles, Southland, The Flamingo, and The South Wind. Includes routes for Southbound and Northbound, with times and stations like Chicago, Detroit, and Atlanta.

Table with columns for Miles, Southland, The Flamingo, and The South Wind. Includes routes for East Florida Points via Jacksonville, Fla. and West Florida Points via Jacksonville, Fla. and Perry, Fla.

REFERENCE NOTES: C.T. Central Time. E.T. Eastern Time. NOTE 1. See page 9 for dates of operation. B Sleepers open 10.00 PM. C No connecting service, southbound.

REFERENCE NOTES: G Sleepers open 9:30 PM. H Van station about one mile from Logansport. J Operates via A.C.L. R.R. between Atlanta and Jacksonville. K Sleepers occupied until 7:30 AM. L Sleepers occupied until 7:00 AM. T Tamiami Trail Tour bus south of Tampa. V Oklahoma Ave.

AIR-CONDITIONED CARS ARE REGULARLY ASSIGNED THE ABOVE TRAINS

Table with columns: TYPE OF CAR, CAR NOS., BETWEEN, ACCOMMODATIONS

Nos. 15-16—THE SOUTH WIND

Streamlined Coach-Pullman Train. From Chicago April 30; May 3, 6, 9, 12, 15, 18, 21, 24, 27, 30; June 2, 5, 8, 11, 14, 17, 20, 23, 26, 29; July 2, 5, 8, 11, 14, 17, 20, 23, 26, 29; Aug. 1, 4, 7, 10, 13, 16, 19, 22, 25, 28, 31; Sept. 3, 6, 9, 12, 15, 18, 21, 24, 27, 30; Oct. 3, 6, 9, 12, 15, 18, 21, 24, 27, 30; Nov. 2, 5, 8, 11, 14, 17, 20, 23, 26, 29 and every third day.

Observation Club-Lounge, Bar-Lounge, Sleepers, Dining Car, Coaches. Details of car types and accommodations.

Special Service Charge for Coach Passengers. Minimum 50 cents—Maximum \$1.00

Nos. 17-18—THE FLAMINGO

South-bound, North-bound. Sleepers, Dining Car, Coaches. Details of car types and accommodations.

Nos. 32-33—THE SOUTHLAND

Lounge, Sleepers, Dining Cars, Coaches. Details of car types and accommodations.

REFERENCE NOTES: O Operates via ACLRR between Atlanta and Jacksonville. In Nos. 21-24 Louisville-Corbin. Operates via Perry, Fla.

AIR-CONDITIONED CARS ARE REGULARLY ASSIGNED THE ABOVE TRAINS

THE GULF WIND

Table with columns for Read Down, The Gulf Wind, Miles, Read Up. Includes routes for New Orleans and Jacksonville with times and stations.

For connecting service west of New Orleans see page 24.

EQUIPMENT TABLE D Nos. 34-61—60-99—THE GULF WIND

Table with columns for Car Nos., Observation Lounge, Sleepers, Dining Cars, Coaches, Club-Lounge, Diner. Details of car types and accommodations.

REFERENCE NOTES:

E Stops to take passengers for Tallahassee or beyond, and leave from Jacksonville or beyond. F Stops on signal. G Stops to leave passengers from Tallahassee or beyond, and take for Jacksonville or beyond. Checked Baggage and Remains handled on Train 33, Flomaton to New Orleans; See Table 1. C.T.—Central Time. E.T.—Eastern Time.

CHICAGO, ST. LOUIS AND ATLANTA, FLORIDA

VIA EVANSVILLE AND NASHVILLE

TABLE E

Miles See Note	SOUTHBOUND				Miles See Note	NORTHBOUND			
	81	93	95	11		80	94	12	92
0	Lv Chicago	4.00	4.30	10.00	0	Lv Miami	12.40	12.40	
123	Lv Danville	6.13	6.45	12.30	9	Lv North Miami	1.08	1.08	
178	Lv Terre Haute	7.13	7.46	1.40	18	Lv Hollywood	1.24	1.24	
235	Lv Vincennes	8.08	8.43	2.50	25	Lv Fort Lauderdale	1.34	1.34	
287	Ar Evansville	9.20	10.00	4.20	67	Lv West Palm Beach	2.46	2.46	
0	Lv St. Louis	4.35	4.35	10.40	256	Lv Daytona Beach	6.33	6.33	
165	Ar Evansville	9.15	9.15	2.55	329	Lv St. Augustine	7.28	7.28	
287	Lv Evansville	9.40	10.20	5.55	369	Ar Jacksonville	8.10	8.10	
300	Lv Henderson	10.38	10.38	6.14	53	Lv Sarasota	11.00	11.00	
339	Ar Madisonville	11.32	11.14	7.13	84	Lv Tampa	1.00	1.00	
374	Ar Hopkinsville	11.57	11.57	9.15		Lv Lakeland	1.35	1.35	
446	Ar Nashville	12.55	11.40	10.00		Lv Fort Myers	8.00	8.00	
446	Lv Nashville	1.20	AM	3.15	144	Lv Orlando	2.45	2.45	
598	Ar Chattanooga	5.25		7.00	167	Lv Sanford	3.30	3.30	
731	Ar Atlanta (Un. Sta.)	8.35		9.30	184	Lv DeLand	3.50	3.50	
731	Lv Atlanta (Un. Sta.)	AM		4.10	291	Ar Jacksonville	6.05	6.05	
1010	Ar Waycross	AM		6.00	0	Lv St. Petersburg	11.00	11.00	
1086	Ar Jacksonville	AM		8.20	18	Lv Clearwater	11.33	11.33	
1086	Lv Jacksonville	AM		9.45	274	Ar Jacksonville	6.00	6.00	
1123	Ar St. Augustine	8.56		10.21	366	Lv Jacksonville	9.45	8.30	
1196	Ar Daytona Beach	9.50		11.15	441	Lv Waycross	11.20	9.50	
1385	Ar West Palm Beach	1.40		3.10	721	Ar Atlanta (Un. Sta.)	6.20	4.20	
1427	Ar Fort Lauderdale	2.48		4.23	721	Lv Atlanta (Un. Sta.)	10.50	4.35	
1434	Ar Hollywood	3.03		4.40	854	Lv Chattanooga	9.08	2.45	
1443	Ar North Miami	3.18		4.55	1006	Ar Nashville	11.10	5.55	
1452	Ar Miami	3.40		5.15	1006	Lv Nashville	11.30	10.05	
0	Lv Jacksonville	9.35		9.35	1078	Lv Hopkinsville	12.54	8.10	
256	Ar Clearwater	3.35		3.35	1113	Lv Madisonville	1.37	9.10	
274	Ar St. Petersburg	4.20		4.20	1152	Ar Henderson	9.58	9.55	
0	Lv Jacksonville	9.40		9.40	1165	Ar Evansville	2.45	10.30	
107	Ar DeLand	11.27		11.27	0	Lv Evansville	3.50	3.50	
124	Ar Sanford	11.50		11.50	165	Ar St. Louis	8.20	8.20	
147	Ar Orlando	12.35		12.35	1165	Lv Evansville	2.55	11.05	
319	Ar Fort Myers	7.40		7.40	1217	Lv Vincennes	12.21	2.20	
207	Ar Lakeland	1.55		1.55	1274	Lv Terre Haute	4.56	1.35	
238	Ar Tampa	2.40		2.40	1329	Lv Danville	6.05	2.50	
291	Ar Sarasota	4.25		4.25	1452	Ar Chicago	8.25	5.30	

For connections west of St. Louis see page 25.

Table F CHICAGO, ST. LOUIS AND BIRMINGHAM, NEW ORLEANS

Miles	SOUTHBOUND				Miles	NORTHBOUND			
	93-5	93-1	53	95-55		6-54-56	94	80	92
0	Lv Chicago	4.30	4.30	10.00	0	Lv New Orleans	10.30		
123	Lv Danville	6.45	6.45	12.30	72	Lv Gulfport	12.04		
178	Lv Terre Haute	7.46	7.46	1.40	84	Lv Biloxi	12.20		
235	Lv Vincennes	8.43	8.43	2.50	105	Lv Pascagoula	12.45		
287	Ar Evansville	10.00	10.00	4.20	144	Lv Mobile	1.40		
0	Lv St. Louis	4.35	4.35	10.40	204	Lv Pensacola	12.15		
165	Ar Evansville	9.15	9.15	2.55	323	Lv Flomaton	2.55		
287	Lv Evansville	10.20	10.20	6.05	323	Ar Montgomery	5.15		
300	Lv Henderson	10.38	10.38	6.30	421	Lv Montgomery	5.30		
339	Ar Madisonville	11.14	11.14	7.33	421	Ar Birmingham	7.20		
374	Ar Hopkinsville	11.57	11.57	8.40	421	Lv Birmingham	7.30		
446	Ar Nashville	1.40	1.40	11.05	505	Lv Decatur	9.08		
446	Lv Nashville	2.05	2.45	AM	626	Ar Nashville	11.20		
556	Ar Decatur	4.15	5.19		626	Lv Nashville	12.05		
651	Ar Birmingham	5.55	7.20		698	Ar Hopkinsville	8.10		
651	Lv Birmingham	6.05	AM		733	Ar Madisonville	2.12		
749	Ar Montgomery	7.55			772	Ar Henderson	9.58		
749	Lv Montgomery	8.10			785	Ar Evansville	3.25		
867	Ar Flomaton	10.15			785	Lv Evansville	3.50		
927	Ar Pensacola	11.45			950	Ar St. Louis	8.20		
967	Ar Mobile	11.40			785	Lv Evansville	3.45		
987	Ar Pascagoula	12.33			837	Lv Vincennes	4.54		
1000	Ar Biloxi	1.02			894	Lv Terre Haute	5.52		
1072	Ar Gulfport	1.16			949	Lv Danville	7.01		
1072	Ar New Orleans	3.10			1072	Ar Chicago	9.30		

For connections west of St. Louis see page 25.

For connections west of New Orleans see page 24.

NOTE 1. See page 11 for dates of operation.

- A Sleepers open 9:30 PM.
- B Connecting Service.
- C Stops to leave or take pay passengers from or to Mobile, New Orleans or beyond.
- D Stops occupied until 7:00 AM.
- E Stops to take pay passengers for Tullahoma and beyond.
- F Stops on signal.
- G Stops to leave pay passengers from Henderson or beyond or take for Nashville or beyond.
- H Stops to leave or take pay passengers from or to Chicago, St. Louis or Chattanooga or beyond.
- K Stops to leave pay passengers from Decatur or beyond or take for Chicago, St. Louis or beyond.
- P Stops to leave pay passengers from Chicago.

- R Stops to leave pay passengers from Nashville or beyond.
- T Tamiami Trail Tour Bus South of Tampa.
- U Stops to leave revenue passengers from Nashville and beyond destined to scheduled stops of Train 155 Owensboro and east thereof.
- V Sleeper may be occupied until 7:30 AM.
- W Stops to discharge revenue passengers from Chicago and receive revenue passengers for Nashville and south thereof.
- ▲ Mileage via route of Dixie Flyer (through Fitzgerald and Waycross) Chicago-Jacksonville 1086 miles, Chicago-Miami 1452 miles.
- △ Bus, rail tickets honored.

AIR-CONDITIONED CARS ARE REGULARLY ASSIGNED THE ABOVE TRAINS

Tables E and F EQUIPMENT

TYPE OF CAR	CAR NOS.	BETWEEN	ACCOMMODATIONS
-------------	----------	---------	----------------

Nos. 11-12—THE DIXIELAND

Streamlined Coach-Pullman Train

From Chicago May 1, 4, 7, 10, 13, 16, 19, 22, 25, 28, 31; June 3, 6, 9, 12, 15, 18, 21, 24, 27, 30; July 3, 6, 9, 12, 15, 18, 21, 24, 27, 30; Aug. 2, 5, 8, 11, 14, 17, 20, 23, 26, 29; Sept. 1, 4, 7, 10, 13, 16, 19, 22, 25, 28; Oct. 1, 4, 7, 10, 13, 16, 19, 22, 25, 28, 31; Nov. 3, 6, 9, 12, 15, 18, 21, 24, 27, 30 and every third day.

From Miami May 2, 5, 8, 11, 14, 17, 20, 23, 26, 29; June 1, 4, 7, 10, 13, 16, 19, 22, 25, 28; July 1, 4, 7, 10, 13, 16, 19, 22, 25, 28, 31; Aug. 3, 6, 9, 12, 15, 18, 21, 24, 27, 30; Sept. 2, 5, 8, 11, 14, 17, 20, 23, 26, 29; Oct. 2, 5, 8, 11, 14, 17, 20, 23, 26, 29; Nov. 1, 4, 7, 10, 13, 16, 19, 22, 25, 28 and every third day.

Observation Club-Lounge D 1 Chicago Miami
Bar-Lounge D 91 Chicago Miami
Sleepers D 92 Chicago Miami
 D 93 Chicago Miami
 D 90 Chicago Jacksonville

5 Double Bedrooms
 4 Sec., 4 Rmt., 5 DBR., 1 Cpt.
 4 Sec., 4 Rmt., 5 DBR., 1 Cpt.
 4 Sec., 4 Rmt., 5 DBR., 1 Cpt.

Dining Car Chicago Miami
Coaches D 2, 3, 4, 6 Chicago Jacksonville
 D 5 Chicago Jacksonville

All Seats Reserved
 All Seats Reserved

Special Service Charge for Coach Passengers. Minimum 50 cents—Maximum \$1.00

Nos. 53-92

Coaches Evansville Nashville
 Nashville (In No. 53)
 St. Louis (In No. 92)

Nos. 55-95—54-56

Car Nos. S.B. N.B.
 49□ 48□

Sleepers St. Louis Nashville
Coaches Chicago Nashville
 St. Louis Nashville

10 Sections, 1 DR., 2 DBR.
 Reclining Seats

Nos. 80-81—THE GEORGIAN

Streamlined Coach-Pullman Train (No Checked Baggage)

Car Nos. S.B. N.B.
 811 801 Chicago Atlanta
 812 802 Chicago Atlanta
 813 803 Chicago Atlanta
 ⊕810 800⊕ St. Louis Atlanta
 ⊙ L 14 Nashville Chicago

Club-Lounge Chicago Atlanta
Dining Cars Chicago Atlanta
 St. Louis Evansville
 Atlanta Nashville

Coaches GA 1, 2, 3 GA 1, 2, 3 Chicago Atlanta
 GA 4⊕ GA 4⊕ St. Louis Atlanta

All Seats Reserved
 All Seats Reserved

Nos. 93-5—6-54-56—THE HUMMING BIRD

Streamlined Coach-Pullman Train (No Checked Baggage)

Car Nos. S.B. N.B.
 931▲ — Chicago Evansville
 935 L-8 Chicago New Orleans
 31 Chicago Birmingham
 — L-15 St. Louis Montgomery
 Chicago Chicago
 St. Louis Evansville
 Nashville New Orleans
 Chicago New Orleans
 Montgomery Montgomery

Sleepers 931▲ — Chicago Evansville
 935 L-8 Chicago New Orleans
 31 Chicago Birmingham
 — L-15 St. Louis Montgomery
 Chicago Chicago
 St. Louis Evansville
 Nashville New Orleans
 Chicago New Orleans
 Montgomery Montgomery

Dining Cars Chicago Evansville
 St. Louis Evansville
 Nashville New Orleans
 Chicago New Orleans
 Montgomery Montgomery

Coaches 21 21 Chicago New Orleans
 23 23 Chicago Montgomery
 25 25 Chicago Montgomery

REFERENCE NOTES: ▲ In No. 1 south of Nashville. △ Seats reserved in advance—no charge
 ⊕ These cars handled in trains 54-56, Nashville to St. Louis.
 ⊙ Operates Northbound in Train 80, Southbound in No. 95.
 □ Operates Northbound in Train 54-56, Southbound in No. 55-95.

AIR-CONDITIONED CARS ARE REGULARLY ASSIGNED THE ABOVE TRAINS

ST. LOUIS—LOUISVILLE Table G 11

Read Down	ST. LOUIS AND LOUISVILLE		Read Up
-----------	--------------------------	--	---------

55-155 Daily	Miles	For detail schedules, St. Louis to Evansville, see Table 5, Page 19	156-56 Daily
PM 8:10.40	0	Lv St. Louis, Mo. Ar Mississippi River	AM 8.20
11.03	3	Lv East St. Louis, Ill. Ar	7.34
11.30	17	Lv Belleville Ar	7.12
12.20	52	Lv Nashville Ar	6.36
12.43	63	Lv Ashley Ar	6.22
1.15	104	Lv Mt. Vernon, Ill. Ar	5.49
1.45	117	Lv McLeansboro Ar	5.17
	127	Lv Enfield Ar	4.57
		Lv Carmi, Ill. Ar	4.47
		Little Wabash River	
		Wabash River	
	146	Lv Mt. Vernon, Ind. Ar	4.22
	165	Ar Evansville Ar	3.50
	3.10	Lv Evansville Ar	2.25
		Ohio River	
		Lv Henderson, Ky. Ar	1.50
		Green River	
		Lv Owensboro Ar	1.07
	4.25	Lv Hawesville Ar	12.12
	5.10	Lv Cloverport Ar	11.55
	5.26	Lv Irvington Ar	11.19
	6.00	Lv Brandenburg Ar	11.10
	6.15	Ar Louisville, Ky. Ar	8:10.10
		Ohio River	PM

Trains 55-56 between St. Louis and Evansville. For connecting service at St. Louis, see page 25.
 Trains 155-156 between Evansville and Louisville. For connecting service at Louisville, see page 23.

EQUIPMENT—TABLE G

Nos. 55-155—156-56

Sleeper	Diner	Coaches
29	10	
St. Louis	Evansville	St. Louis
Louisville	St. Louis (Westbound only)	Louisville
8 Sections, 5 Double Bedrooms		Reclining Seats

REFERENCE NOTES—TABLE G

- △ Cannelton, Ind. is reached from Hawesville, Ky. by day and night private ferry service; Tell City, Ind. by this ferry to Cannelton, thence taxi service to Tell City. Tickets sold and baggage checked only to Hawesville.
- ⊕ Sleepers open 9:00 PM.—C. S. T.
- D Stops to leave pay passengers from Louisville and beyond.
- f Stops on signal.
- G Stops to leave pay passengers from east of Evansville, and passengers occupying sleepers from Evansville and beyond; also to take pay passengers for East St. Louis and beyond.
- H Stops to take pay passengers.
- K Stops to leave pay passengers from Louisville or beyond, and to take for Evansville and beyond.

Nos. 94-95—DIXIE FLYER

Sleeper	Dining Cars	Coaches
49	953	951
St. Louis	Chicago	Chicago
Nashville	Chicago	Jacksonville
10 Sec., 1 DR., 2 DBR.	Atlanta	Atlanta
10 Roomettes, 6 Double Bedrooms	Miami	Jacksonville
10 Sec., 1 DR., 2 DBR.	Jacksonville	Miami
	Reclining Seats	Reclining Seats

CINCINNATI TO NEW ORLEANS

Miles	Eastern Time				Miles	Central Time				Miles	Kentucky River				Miles	Green River				Miles	Barren River				Miles	Cumberland River			
	99 Daily	5 Daily	1 Daily	3 Daily		99 Daily	5 Daily	1 Daily	3 Daily		99 Daily	5 Daily	1 Daily	3 Daily		99 Daily	5 Daily	1 Daily	3 Daily		99 Daily	5 Daily	1 Daily	3 Daily		99 Daily	5 Daily	1 Daily	3 Daily
0	AM 9.00	PM 8.00	PM 7.05	PM 10.50	319					319																			
3					329					329																			
5					332					332																			
0					337					337																			
3					340					340																			
5					343					343																			
0					347					347																			
3					356					356																			
5					364					364																			
21					372					372																			
26					375					375																			
40					380					380																			
46					387					387																			
40					392					392																			
56					394					394																			
70					400					400																			
84					408					408																			
114					413					413																			
114					421					421																			
144					421					421																			
156					421					421																			
164					421					421																			
187					434					434																			
195					440					440																			
199					442					442																			
205					449					449																			
214					454					454																			
228					461					461																			
228					463					463																			
494					467					467																			
228					470					470																			
236					474					474																			
240					477					477																			
248					482					482																			
255					498					498																			
259					498					498																			
273					506					506																			
291					506					506																			
301					513					513																			
301					515					515																			
355					519					519																			
393					521					521																			
408					524					524																			
319					526					526																			
					527					527																			
					529					529																			
					532					532																			
					540					540																			
					551					551																			
					555					555																			
					562					562																			
					572					572																			
					576					576																			
					585					585																			
					588					588																			
					592					592																			
					595					595																			
					604					604																			

NEW ORLEANS

No other city in the world combines so well the romantic air of the Old World with the gay and youthful spirit of the new. World travelers know there is nothing like this city of glamour and legend. The atmosphere breathes adventure and the beauty of a romantic setting carries you away—into a gay new life, that seems even more lively after dark.

These interesting cities are served by many fine L&N Trains, including The Humming Bird, The Pan American, The Crescent, Piedmont Limited, and The Gulf Wind.

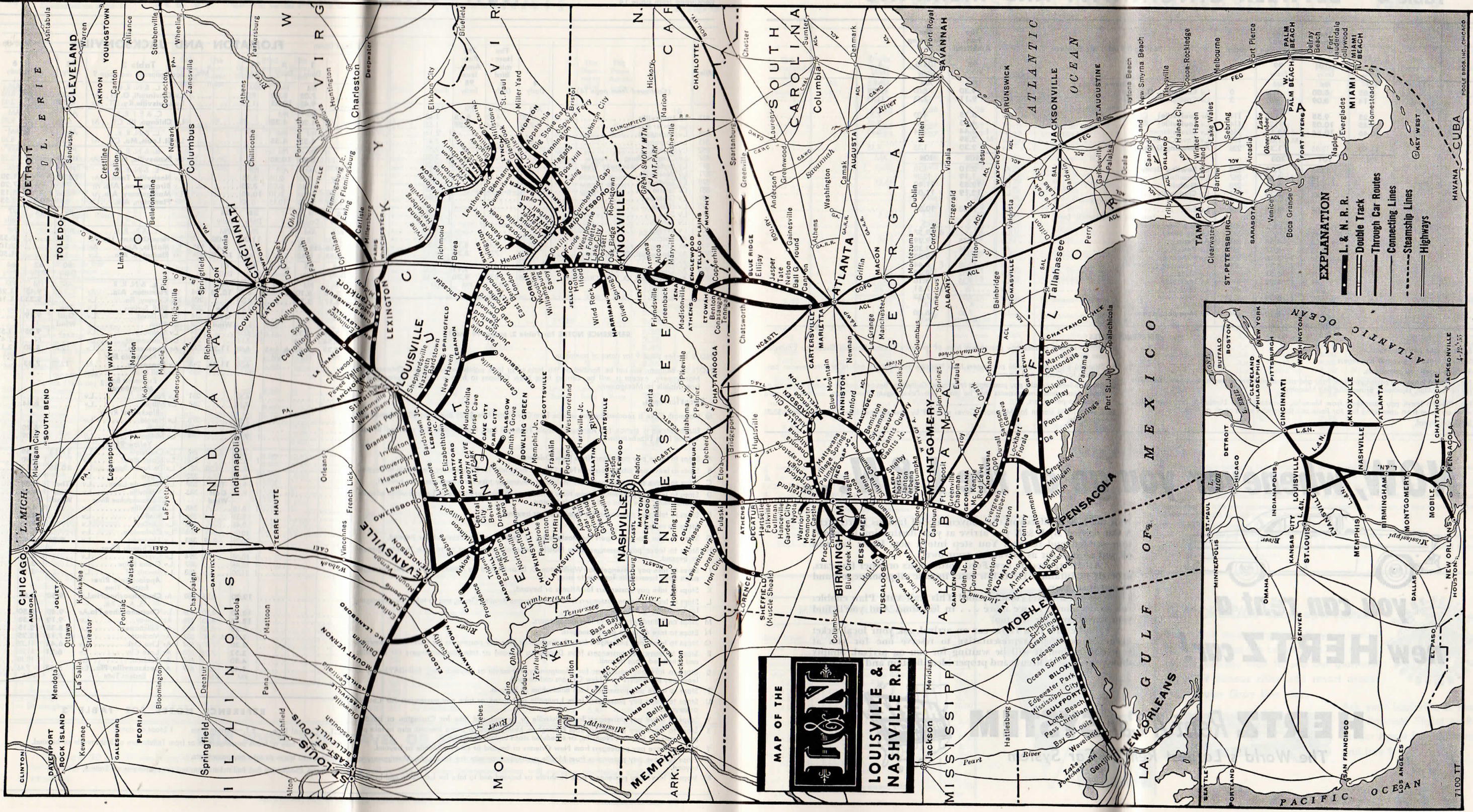
For explanation of reference marks see page 13.

MOBILE

Many nations have, from the time of the Spaniards who first came here in 1540, played a part in the planning, architecture and spirit of the city. Today Mobile is a large shipbuilding center and its wharves, including the State Docks of Alabama, are busy with valuable traffic. Mobile is famous for its Azalea Trail and nearby Bellgrath Gardens, famous Flower Capital.

CINCINNATI TO NEW ORLEANS

Miles	Piedmont Limited				Miles	The Crescent			
	99 Daily	33 Daily	37 Daily	9 Ex. Sun.		99 Daily	99 Daily	5 Daily	1 Daily
604					604				
636					636				
648					648				
663					663				
684					684				
709					709				
722					722				
0					0				
4					4				
44					44				
369					369				
413					413				
722					722				
732					732				
737					737				
745					745				
758					758				
782					782				
782					782				
795					795				
801					801				
8									



MAP OF THE

L & N

LOUISVILLE & NASHVILLE R.R.

Table 4 BETWEEN CINCINNATI AND MEMPHIS

		The Humming Bird	The Pan-American	Miles	See Pages 6 and 7 for Equipment		The Pan-American	The Humming Bird			
		1 Daily	5-101 Daily	99 Daily			98 Daily	104-6 Daily	4 Daily		
	PM	7.05	8.00	9.00			9.30	8.00	12.05		
	AM	7.14	8.09	9.09			9.11	7.43	11.43		
		9.25	9.55	11.10	114	Lv Cincinnati, O. Eastern Time					
		9.45	10.05	11.25	114	Lv Covington, Ky. River					
		10.46	10.54	12.18	156	Ar Louisville Ohio Central Time	5.15	4.00	7.30		
				1.00	199	Lv Louisville River	4.55	3.40	7.05		
				1.35	199	Lv Elizabethtown	3.44	2.44	5.45		
				1.35	228	Lv Cave City	2.59				
				1.35	228	Ar Bowling Green	2.30	1.35	4.15		
				1.55	228	Lv Bowling Green	2.10	1.10			
				2.34	257	Lv Russellville	1.19	12.09			
				3.07	278	Lv Guthrie	12.55	11.40			
				3.30	291	Lv Clarksville	12.19	11.07			
				3.05	320	Lv Erin	11.43	10.31			
				3.45	337	Lv Bass Bay					
				4.05	345	Lv Big Sandy					
				4.13	361	Ar Paris	10.55	9.39			
				4.36	361	Lv Paris	10.45	9.30			
				4.51	378	Lv McKenzie	10.21	9.02			
				5.04	388	Lv Trezevant	10.08	8.44			
				5.31	398	Lv Milan	9.52	8.32			
				5.48	410	Lv Humboldt	9.35	8.10			
				6.08	422	Lv Bells					
				6.39	435	Lv Brownsville	9.05	7.33			
				8.20	494	Ar Lenox					
				8.20	494	Ar Memphis, Tenn.	7.30	6.00			

A Stops to take pay passengers.
 B Stops to leave or take pay passengers
 D Stops to leave pay passengers.
 E No. 101—to leave pay passengers from Paris and stops north thereof, and to take pay passengers for or via Milan, Humboldt, Brownsville and Memphis.
 No. 104—to leave pay passengers from Memphis, Brownsville and Humboldt, and from Milan, when on ticket from connecting line for Paris and for regular stops north of Paris.
 f Stops on Signal.

REFERENCE NOTES

M Stops to leave or take pay passengers from or to points beyond Bowling Green, or Louisville and beyond.
 N Stops to discharge revenue passengers from Memphis and beyond, and to receive revenue passengers for Guthrie and beyond.
 Q Stops to leave or take pay passengers from or to Guthrie or beyond and from or to Memphis or beyond; advance arrangements must be made with Ticket Agent, Paris, Tenn., for trains to stop to pick up passengers.
 Cave City is station for Mammoth Cave; reached by taxi service, fare \$2.25 one way; \$3.75 round trip.

Table 5 BETWEEN ST. LOUIS AND NASHVILLE

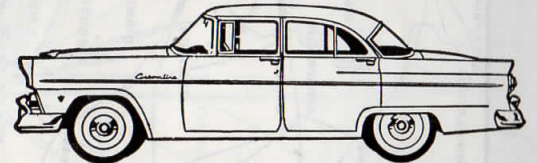
		The Dixieland 11	Dixie Flyer	The Humming Bird 93	The Georgian	Miles			Dixie Flyer	The Georgian	The Humming Bird 54-56	The Dixieland 12
		See Note 1	53 Daily	55-95 Daily	93 Daily	93-81 Daily			94 Daily	80 Daily	54-56 Daily	See Note 1
						0						
						3						
						17						
						27						
						52						
						63						
						72						
						79						
						86						
						90						
						94						
						104						
						110						
						117						
						127						
						134						
						146						
						165						
						178						
						194						
						205						
						217						
						221						
						228						
						252						
						262						
						268						
						276						
						283						
						286						
						294						
						324						

|| Stops for Meals.
 ▲ No baggage checked.
 NOTE 1. See page 11 for dates of operation.
 A Stops to take pay passengers for Nashville and beyond and leave pay passengers from Hopkinsville and beyond and from Memphis Line points.
 B Stops to leave or take pay passengers.
 C Stops to leave pay passengers from south of Guthrie and take for scheduled stops beyond Hopkinsville.
 D Stops to leave pay passengers from Decatur or beyond, or take for Chicago, St. Louis or beyond.
 f Stops on signal.

REFERENCE NOTES:

N Stops to leave pay passengers from points south of Evansville and passengers occupying sleeping cars from Evansville and beyond and to take pay passengers for East St. Louis and beyond.
 Q Stops to leave pay passengers from Henderson or beyond or take for Nashville or beyond.
 R Stops to leave pay passengers from Madisonville or beyond and take for Henderson or beyond.
 T Stops to leave or take pay passengers from or to Evansville, St. Louis or beyond; No. 93 also at Maunie on Sundays to take or leave passengers.
 V Stops to leave pay passengers from Evansville or beyond.
 W Stops to leave or take pay passengers from or to Chicago, St. Louis or Chattanooga or beyond.
 Y Stops to leave revenue passengers from Nashville and beyond destined to scheduled stops of Train 155 Owensboro and east thereof.

NOW, whenever you go on the L & N...



you can rent a new HERTZ car!

Now the L & N offers you the convenience of famous Hertz Rent A Car service. By L & N you arrive at your destination in record time—rested and relaxed. You step into a new Hertz car and off you go in a car as private as your own.
 All Hertz cars are new Ford Fordomatics or other fine cars, expertly maintained. Hertz low rates include all gasoline, oil and proper insurance.
 What a travel combination! This Rail-Auto Plan enables you to do more . . . see more . . . in less time. And you'll find your travel costs are less too!
 To be sure of a Hertz car on arrival, ask your local ticket agent or passenger representative to reserve one for you at your destination. It will be waiting for you on arrival. Simply show your driver's license and proper identification and off you go!




HERTZ Rent A Car SYSTEM


The World's Largest Rent A Car System

MIXED TRAIN SERVICE

Read Down		SELMA AND MYRTLEWOOD		Read Up	
26 Daily Mixed	Miles	Table 5b		27 Daily Mixed	
AM	0	Cahaba River		AM	
3.45	13	Lv Selma, Ala.	Ar	11.00	
f 4.27	16	Lv Hazen	Lv	f 10.25	
4.40	20	Lv Orrville	Lv	10.15	
f 4.50	25	Lv Martin	Lv	f 10.00	
..f..	29	Lv Blalock	Lv	..f..	
f 5.10	31	Lv Central Mills	Lv	f 9.40	
..f..	35	Lv Corleys	Lv	..f..	
f 5.25	40	Lv Consul	Lv	f 9.20	
5.40	44	Lv Thomaston	Lv	8.55	
f 5.50	51	Lv Hugo	Lv	f 8.45	
6.05	55	Lv Linden	Lv	8.25	
..f..	58	Lv Loboco	Lv	..f..	
6.45	61	Lv Anopia	Lv	..f..	
AM		Ar Myrtlewood, Ala.	Lv	7.45	



SEE AMERICA "FRONT ROW CENTER"
 There's no surer way to make your vacation or business trip a complete and memorable success than to see the glorious sights of famous cities and resort areas the popular Gray Line way.



Ask your Louisville & Nashville Railroad Ticket or Passenger Agent for information and free folder.



CINCINNATI AND ATLANTA

Table with columns for The Southland See Note 1, The Flamingo, Miles, Table 6, The Southland See Note 1, The Flamingo. Includes train numbers 33, 17, 18, 32 and various departure/arrival times.

EQUIPMENT

Nos. 32-33—THE SOUTHLAND

Table listing equipment for Nos. 32-33, including Lounge, Sleepers, Dining Cars, and Coaches with details on seating and routes.

REFERENCE NOTES:

NOTE 1—No checked baggage handled to or from points between Knoxville and Atlanta on these trains. NOTE 2—Greyhound Bus Lines; Rail tickets honored to stations shown. Bus stops in vicinity, but highway is not adjacent to railroad.

LOUISVILLE AND ATLANTA

Table with columns for The Flamingo 21-17, Miles, Table 7, The Flamingo 18-24, BUS See Note 2. Includes train numbers 21, 17, 18, 24 and various departure/arrival times.

Trains 21-24 between Corbin and Louisville. Trains 17-18 between Corbin and Atlanta.

EQUIPMENT

Nos. 17-18—THE FLAMINGO

Table listing equipment for Nos. 17-18, including Sleepers, Dining Car, and Coaches with details on seating and routes.

Nos. 21-24—THE FLAMINGO

Table listing equipment for Nos. 21-24, including Sleepers and Coaches with details on seating and routes.

CORBIN, PINEVILLE AND HARLAN

Table with columns for 33 Daily, 17-21 Daily, Miles, Table 8, 18-24 Daily, 22-32 Daily. Includes train numbers 33, 17, 18, 24 and various departure/arrival times.

Air-Conditioned Coaches operate between Louisville-Corbin-Harlan.

NEW LOW FARES

CRUISE TO HAVANA

Advertisement for P&O Steamship Co. featuring a cruise to Havana with special week-end fares of \$51 round trip plus taxes.

P&O STEAMSHIP CO. Municipal Pier No. 2 Miami 8, Florida

LEXINGTON AND HAZARD

Table with columns for 3 Daily, Miles, Table 9, 4 Daily. Includes train numbers 3, 9, 4 and various departure/arrival times.

Air-Conditioned Coaches operate between Lexington and Hazard.

REFERENCE NOTES:

C.T.—Central Time. E.T.—Eastern Time. f Stops on signal.

Advertisement for Railway Express Agency featuring the slogan 'EASY way to ship anything' and 'Just phone Railway Express. Prompt pick-up and fast delivery within established vehicle limits.'

CONNECTING LINES TRAIN SERVICE

All Trains Operate Daily Unless Otherwise Indicated

ATLANTA, GA.

Atlanta & West Point R. R.

Read Down		(Terminal Station—1/4 mile from L&N Station)		Read Up	
PM	7.15	AM	8.35	PM	11.25
AM	8.15	PM	9.30	AM	12.10
PM	8.55	AM	10.09	PM	12.20
AM	9.20	PM	10.30	AM	12.30
PM	9.50	AM	10.40	PM	12.40

Atlantic Coast Line R. R.

(Union Station—Same as L&N)

Read Down		Every 3rd day		Eastern Time		Every 3rd day		Read Up	
PM	9.30	AM	1.25	PM	5.15	AM	4.20	PM	6.20
AM	11.20	PM	3.15	AM	5.25	PM	2.05	AM	6.30

Central of Georgia Ry.

(Terminal Station—1/4 mile from L&N Station)

Read Down		Eastern Time		Read Up	
PM	8.00	AM	9.30	PM	5.40
AM	10.15	PM	12.01	AM	8.00

Georgia R. R.

(Union Station—Same as L&N)

Read Down		Eastern Time		Read Up	
PM	8.00	AM	6.00	PM	1.30
AM	10.15	PM	8.05	AM	6.00

Seaboard Air Line R. R.

(Terminal Station—1/4 mile from L&N Station)

Read Down		Eastern Time		Read Up	
AM	9.25	PM	9.00	AM	7.00
PM	2.45	AM	1.30	PM	5.30

Seaboard Air Line R. R.

(Terminal Station—1/4 mile from L&N Station)

Read Down		Eastern Time		Read Up	
PM	9.45	AM	6.45	PM	6.05
AM	11.35	PM	8.19	AM	7.20

ATLANTA, GA. (Continued)

Southern Ry.

Read Down		(Terminal Station—1/4 mile from L&N Station)		Read Up	
AM	12.30	PM	1.55	AM	6.30
PM	8.30	AM	11.45	PM	8.00

BIRMINGHAM, ALA.

Central of Georgia Ry.

(Terminal Station—One mile from L&N Station)

Read Down		Eastern Time		Read Up	
AM	9.00	PM	6.10	AM	12.00
PM	11.51	AM	3.05	PM	9.59

Frisco Lines

(Terminal Station—One mile from L&N Station)

Read Down		Eastern Time		Read Up	
PM	9.45	AM	12.05	PM	4.25
AM	6.15	PM	6.45	AM	10.25

Seaboard Air Line R. R.

(Terminal Station—One mile from L&N Station)

Read Down		Eastern Time		Read Up	
AM	7.40	PM	1.40	AM	10.35
PM	11.10	AM	6.25	PM	8.25

Southern Railway

(Terminal Station—one mile from L&N Station)

Read Down		Eastern Time		Read Up	
PM	10.30	AM	4.40	PM	11.15
AM	12.36	PM	6.12	AM	1.05

REFERENCE NOTES:

- C.T.—Central Time. E.T.—Eastern Time.
- A Pullman passengers only between Atlanta and Washington.
- D Coach passengers leave Washington 1.40 AM; arrive New York 6.20 AM, daily except Sundays and May 30, July 4 and Sept. 3.
- C.S. Streamlined coach-Pullman train; all space reserved. Coach reservation charge applies.
- f Train stops on signal or notice to conductor.
- g Sunday and May 30, July 4, Sept. 3.
- h Daily except Sunday and May 30, July 4, Sept. 3.
- P Daily except Sundays and Sept. 3; also runs Sunday Sept. 2.
- S Sundays except Sept. 2; also runs Sept. 3.



The blue-and-white lamp of Travelers Aid is synonymous with help to those in trouble away from home. Sudden illness, loss of money, connections missed in a strange town — look for the glow of the blue-and-white lamp and a Travelers Aid worker will be there to help you.

CONNECTING LINES TRAIN SERVICE

All Trains Operate Daily Unless Otherwise Indicated

CINCINNATI, OHIO

(All Lines use Union Terminal)

Read Down		Baltimore & Ohio R. R.		Read Up	
PM	1.15	AM	5.55	PM	3.45
AM	4.08	PM	8.30	AM	6.30

Read Down		Chesapeake & Ohio Ry.		Read Up	
PM	11.10	AM	6.15	PM	2.40
AM	11.19	PM	6.24	AM	2.28

Read Down		New York Central System		Read Up	
PM	11.00	AM	4.20	PM	6.35
AM	12.28	PM	6.26	AM	5.16

Read Down		Norfolk & Western Ry.		Read Up	
PM	11.15	AM	3.30	PM	6.05
AM	12.35	PM	4.40	AM	4.46

Read Down		Eastern Time		Read Up	
PM	11.15	AM	3.30	PM	6.05
AM	12.35	PM	4.40	AM	4.46

CINCINNATI, OHIO (Continued)

Pennsylvania R. R.

Read Down		Eastern Time		Read Up	
PM	11.50	AM	5.00	PM	5.10
AM	1.50	PM	7.29	AM	3.45

LOUISVILLE, KY.

Read Down		Chesapeake & Ohio Ry. (Central Station—One mile from L&N Station)		Read Up	
PM	1.50	AM	4.05	PM	10.22
AM	4.20	PM	4.48	AM	7.55

THE MONON R. R.

(Union Station—Same as L&N)

Read Down		Eastern Time		Read Up	
AM	9.00	PM	1.50	AM	9.00
PM	11.43	AM	4.30	PM	6.03

Read Down		Pennsylvania R. R. (Union Station—Same as L&N)		Read Up	
PM	11.00	AM	1.05	PM	2.50
AM	1.20	PM	3.15	AM	12.40

REFERENCE NOTES:

- a Daily except Saturdays, Sundays and May 29 and July 3.
- b Saturdays and May 29 and July 3.
- † Sundays only.
- ‡ Daily except Sunday.
- C.T.—Central Time. E.T.—Eastern Time.
- A Free Auto service between Covington, Va. and Hot Springs, Va. on tickets to or from Hot Springs.
- C Sleepers open 9.30 P.M.
- C.S. Streamlined coach train; advance reservations necessary.
- E Grand Central Terminal.
- g Sundays and May 30, July 4 and Sept. 3.
- h Daily except Sunday and May 30, July 4 and Sept. 3.
- Δ Schedules printed in Daylight Saving Time.
- ▲ The Northern Arrow; consult agent for dates of operation.
- J No stop at Van—stops at Logansport only.

CONNECTING LINES TRAIN SERVICE

All Trains Operate Daily Unless Otherwise Indicated

MEMPHIS, TENN.

Chicago, Rock Island & Pacific R. R.

Read Down				(Central Station—2 blocks from L&N Station)				Read Up			
AM	PM	AM	PM	AM	PM	AM	PM	AM	PM	AM	PM
7.30	10.25	10.00	12.30	Lv Memphis..... (CT) .. Ar	6.30	7.15	Th	6.30	7.15	Th	6.30
5.01	8.30	7.00	10.00	Ar Little Rock..... Lv	3.35	3.55	Th	3.35	3.55	Th	3.35
4.15	7.30	7.00	9.30	Ar McAlester..... Lv	9.54	8.48	We	9.54	8.48	We	9.54
8.20	10.00	7.00	9.30	Ar Oklahoma City..... Lv	7.00	5.50	We	7.00	5.50	We	7.00
7.30	9.30	7.00	9.30	Ar Amarillo..... Lv	9.30	10.00	We	9.30	10.00	We	9.30
6.20	8.20	7.00	9.30	Ar Tucuman..... (CT) .. Lv	PM	7.15	We	PM	7.15	We	PM
3.15	6.40	5.50	7.00	Ar El Paso (S.P.)..... (MT) .. Lv	9.20	9.20	Tu	9.20	9.20	Tu	9.20
5.50	7.30	6.40	8.20	Ar Tucson..... (MT) .. Lv	12.01	12.01	Tu	12.01	12.01	Tu	12.01
				Ar Phoenix..... (MT) .. Lv	8.20	8.20	Tu	8.20	8.20	Tu	8.20
				Ar Los Angeles..... (PT) .. Lv	8.70	8.70	Mo	8.70	8.70	Mo	8.70

Frisco Lines

Read Down				(Central Station—2 blocks from L&N Station)				Read Up			
AM	PM	AM	PM	AM	PM	AM	PM	AM	PM	AM	PM
	9.00	7.30	6.00	Lv Memphis..... Ar	9.55	3.50					
		2.40	7.30	Ar Springfield..... Lv	3.30	6.30					
				Ar Kansas City..... Lv	11.25	11.05					

Missouri Pacific R. R.

Read Down				(Union Station—Same as L&N)				Read Up			
Daily Example	Daily Example	Daily Example	Daily Example	Daily Example	Daily Example	Daily Example	Daily Example	Daily Example	Daily Example	Daily Example	Daily Example
8.00	11.05	11.45	12.45	Lv Memphis..... (CT) .. Ar	7.00	7.00	We	7.00	7.00	We	7.00
11.05	12.45	4.00	7.30	Ar Little Rock..... Lv	3.30	3.45	We	3.30	3.45	We	3.30
7.30	8.30	7.40	10.00	Ar Hot Springs..... Lv	5.10	5.10	We	5.10	5.10	We	5.10
8.30	10.00	8.50	12.50	Ar Shreveport..... Lv	6.10	6.10	We	6.10	6.10	We	6.10
4.15	10.45	4.15	12.50	Ar Dallas (T.&P.)..... Lv	5.05	5.05	We	5.05	5.05	We	5.05
				Ar Ft. Worth..... (CT) .. Lv	7.35	7.35	We	7.35	7.35	We	7.35
				Ar El Paso..... (MT) .. Lv	6.30	6.30	We	6.30	6.30	We	6.30
				Ar Los Angeles (S.P.)..... (PT) .. Lv	9.00	9.00	Mo	9.00	9.00	Mo	9.00
3.27	5.45	12.40	5.30	Ar Austin..... (CT) .. Lv	4.00	10.35	Tu	4.00	10.35	Tu	4.00
				Ar San Antonio..... Lv	2.30	8.15	Tu	2.30	8.15	Tu	2.30
				Ar Houston..... Lv	4.15	11.45	Tu	4.15	11.45	Tu	4.15
				Ar Mexico City (N.R.M.)..... Lv	8.20	8.20	Tu	8.20	8.20	Tu	8.20

MONTGOMERY, ALA.

(All lines use Union Station)

Read Down				Atlantic Coast Line R. R.				Read Up			
AM	PM	AM	PM	AM	PM	AM	PM	AM	PM	AM	PM
12.25	2.54	5.45	7.45	Lv Montgomery..... (CT) .. Ar	5.40	3.20					
				Ar Dothan..... (CT) .. Lv	2.16	12.40					
				Ar Thomasville..... (ET) .. Lv	12.35	11.55					
				Ar Waycross (Oklahoma Ave.) .. Lv		9.50					
				Ar Waycross (Plant Ave.) (ET) .. Lv	9.40						
				Ar Jacksonville..... (ET) .. Lv	9.20	7.45	8.30				
				Ar Savannah..... (ET) .. Lv	6.50						

Western Railway of Alabama

Read Down				Western Railway of Alabama				Read Up			
AM	PM	AM	PM	AM	PM	AM	PM	AM	PM	AM	PM
2.20	3.52	7.40	9.15	Lv Montgomery (WRA) (CT) .. Ar	10.40	10.30	11.30				
				Ar Opelika..... (CT) .. Lv	9.00	8.42	10.05				
				Lv Opelika (Co. of Ga.) (CT) .. Ar	3.05						
				Ar Columbus..... (ET) .. Lv	3.15						
5.52	7.50	11.20	11.25	Ar LaGrange (WRA) (ET) .. Lv	8.55	8.38	10.09				
				Ar Atlanta..... (ET) .. Lv	7.15	6.50	8.35				

NASHVILLE, TENN.

Nashville, Chattanooga & St. Louis Ry.

(Union Station—Same as L&N)

Read Down				Nashville, Chattanooga & St. Louis Ry.				Read Up				
Every 3rd day	AM	PM	AM	Every 3rd day	AM	PM	AM	Every 3rd day	AM	PM	AM	
	5.55	1.20	9.00	10.00	Lv Nashville..... (CT) .. Ar	5.55	11.10	6.00	9.55			
	7.08	2.33	11.15	11.45	Ar Tullahoma..... (CT) .. Lv	4.05	9.49	3.30	8.35			
	10.00	5.25	3.30	3.15	Ar Chattanooga..... (ET) .. Lv	2.45	9.08	1.30	7.50			
	1.15	8.35	8.10	7.00	Ar Atlanta..... (ET) .. Lv	10.50	6.00	9.00	4.35			

NEW ORLEANS, LA. (RAIL LINES)

All Lines use Union Passenger Terminal

Kansas City Southern-Louisiana & Arkansas Ry. Co.

Read Down				Kansas City Southern-Louisiana & Arkansas Ry. Co.				Read Up			
AM	PM	AM	PM	AM	PM	AM	PM	AM	PM	AM	PM
4.00	5.45	9.30	8.10	Lv New Orleans..... Ar	7.00	5.00	10.00				
				Ar Baton Rouge..... Lv	2.32	2.25	5.55				
				Ar Alexandria..... Lv	6.25	10.50	3.15				
				Ar Shreveport..... Lv	12.20	8.35	1.40				
				Ar Texarkana..... Lv	AM	PM	AM				

Missouri Pacific Lines

Read Down				Missouri Pacific Lines				Read Up			
AM	PM	AM	PM	AM	PM	AM	PM	AM	PM	AM	PM
8.35	10.45	12.20	3.50	Lv New Orleans..... Ar	7.05	4.55	5.00				
				Ar Baton Rouge..... Lv	11.45	11.25					
				Ar Beaumont..... Lv	9.35	9.05					
				Ar Houston..... Lv	8.15	9.50	7.30	6.50			
				Ar Galveston..... GC & SF Lv	7.30	6.50					
				Lv Houston..... Ar	3.15	7.30					
				Ar Corpus Christi..... Lv	9.50	9.45					
				Ar Harlingen..... Lv	7.30	6.45					
				Ar Mission..... Lv	5.50	6.45	8.45				
				Ar Brownsville..... Lv	7.55	8.10					

Daily Example

Read Down				Daily Example				Read Up			
AM	PM	AM	PM	AM	PM	AM	PM	AM	PM	AM	PM
8.35	10.45	12.20	3.50	Lv New Orleans (CT) Mo. Pac. Ar	7.15	7.15	Tu				
				Lv Houston..... Santa Fe Ar	8.15	8.15	Tu				
				Ar Sweetwater..... " Lv	9.50	9.50	Mo				
				Ar Clovis..... (CT) " Lv	4.25	4.25	Mo				
				Ar Grand Canyon (MT) " Lv	8.00	8.00	Su				
				Ar Los Angeles (PT) " Lv	1.15	1.15	Su				
				Ar San Francisco (PT) " Lv	11.00	11.00	Su				

Southern Pacific Lines

Read Down				Southern Pacific Lines				Read Up			
Daily Example	Daily Example	Daily Example	Daily Example	Daily Example	Daily Example	Daily Example	Daily Example	Daily Example	Daily Example	Daily Example	Daily Example
11.45	11.45	11.45	11.45	Lv New Orleans..... (CT) .. Ar	4.00	5.45	Th				
				Lv Beaumont..... (CT) .. Lv	10.05	9.57	We				
				Ar Houston..... (CT) .. Lv	8.30	8.00	We				
				Ar San Antonio..... (CT) .. Lv	4.00	1.45	We				
				Ar El Paso..... (MT) .. Lv	2.30	8.05	Tu				
				Ar Tucson..... (MT) .. Lv	7.40	11.40	Tu				
				Ar Phoenix..... (MT) .. Lv	5.10						
				Ar Los Angeles (PT) .. Lv	7.30	9.15	Mo				
				Ar San Francisco (PT) .. Lv	7.15	7.15	Mo				

Daily Example

Read Down				Daily Example				Read Up			
AM	PM	AM	PM	AM	PM	AM	PM	AM	PM	AM	PM
10.30	8.30	11.45	4.49	Lv New Orleans..... SP Ar	5.45	4.00	7.15				
				Lv Lafayette..... " Lv	1.40	12.50	3.25				
				Lv Lake Charles..... " Lv	11.30	11.16	1.33				
				Lv Beaumont..... " Lv	9.57	10.05	12.01				
				Ar Houston..... " Ar	7.15	8.30	10.00				
				Lv Houston..... " Ar	7.15	8.10					
				Ar San Antonio..... " Ar	1.45	4.00					
				Lv San Antonio..... Mo. Pac. Ar	1.30						
				Ar Laredo..... " Ar	9.05						
				Ar Monterrey..... NRM Lv	3.50						
				Ar Mexico City..... " Ar	8.20						
10.45	4.38	6.30	7.45	Lv Houston..... SP Ar	6.30						
				Ar Corsicana..... " Ar	12.54						
				Ar Dallas..... " Ar	11.00						
7.45	9.20	8.00	9.45	Lv Houston..... Ar	9.05	7.35	7.30				
				Ar Galveston..... Lv	7.30	5.30	5.45				

Texas & Pacific Ry.

Read Down				Texas & Pacific Ry.				Read Up			
AM	PM	AM	PM	AM	PM	AM	PM	AM	PM	AM	PM
7.50	12.30	3.40	4.50	Lv New Orleans..... (CT) .. Ar	6.15	8.35					
				Ar Alexandria..... Lv	2.00	3.30					
				Ar Shreveport..... Lv	10.35	12.10					
				Ar Marshall..... Lv	9.15	10.55					
				Ar Dallas..... Lv	5.30	7.35					
				Ar Ft. Worth..... Lv	4.25	6.30					
				Ar El Paso..... (MT) .. Lv	12.50	2.40					

REFERENCE NOTES:

A Extra fare, B Bus service, C Special service charge between Los Angeles and San Francisco.
 E Sleepers open 9:30 PM, f Stops on signal, J Conditional stop—consult agent.
 • Texas Bus Lines between Houston and Galveston.
 C.T.—Central Time, E.T.—Eastern Time, M.T.—Mountain Time, P.T.—Pacific Time.

CONNECTING LINES TRAIN SERVICE

All Trains Operate Daily Unless Otherwise Indicated

ST. LOUIS, MO.

(All Lines use Union Station)

Atchison, Topeka & Santa Fe Ry.

Read Down				Atchison, Topeka & Santa Fe Ry.				Read Up			
AM	PM	AM	PM	AM	PM	AM	PM	AM	PM	AM	PM
4.00	4.15	9.30	4.50	Lv St. Louis..... Mo. Pac. Ar	12.01	12.29					
				Lv St. Louis..... Wabash Ar	6.30	10.20					
				Lv Kansas City..... (CT) A.T. & S.F. Ar	12.05	2.45					
				Ar Albuquerque..... (MT) .. Lv	11.55	1.15					
				Ar Williams..... (MT) .. Lv	3.00	9.00					

The L&N Served South

SITE ANALYSIS: location

- RAW MATERIALS
- LOW-COST POWER
- CONSUMER MARKETS
- MANPOWER
- WATER
- LAND
- GOOD CLIMATE
- SUPERIOR TRANSPORTATION



SET YOUR SITES
ON OUR AREA AND SERVICE


L&N territory has a site to meet virtually every type of industry requirement.

All of the important factors listed above are available, as well as wonderful recreation opportunities and excellent living conditions.

Our experienced staff will gladly study your plant site problems and, without obligation, will submit a confidential analysis for your consideration.

Call or write
R. E. BISHA
General Industrial Agent
908 W. Broadway
Louisville, Ky.
Phone WAbash 1121
Extension 318

THE PRODUCTION LINE
OF THE SOUTH



LOUISVILLE AND NASHVILLE RAILROAD

L&N HONORS

rail travel credit cards


**ESTABLISH YOUR
CREDIT WITH L&N and
56 OTHER RAILROADS:**

- Charge-account service at ticket offices for RAIL and PULLMAN TICKETS; MEALS, and BAGGAGE CHARGES.
- No more carrying large amounts of cash.
- *No deposit required.*

For complete information on RAIL TRAVEL CARDS

Address: RAIL TRAVEL CREDIT AGENCY
Room 436 UNION STATION
CHICAGO 6, ILLINOIS

OR...ASK YOUR L & N
TICKET AGENT



RAILROAD AND SLEEPING CAR RATES
IN EFFECT APRIL 29, 1956

	RAILROAD FARES				PULLMAN RATES		
	In Coaches		In Pullmans		Lower Berth	Upper Berth	Seat Rate For Day Travel
	One Way	6 Mos. R.T.	One Way	6 Mos. R.T.			
Atlanta, Ga. to							
Chicago, Ill.	\$19.98	\$36.00	\$27.68	\$48.50	\$8.90	\$6.70	
Cincinnati, Ohio	13.33	24.00	18.51	33.35	5.90	4.45	
Cleveland, Ohio	21.93	40.95	29.92	56.10	8.90	6.70	
Columbus, Ohio	17.20	31.74	23.70	43.73	7.05	5.30	
Detroit, Mich.	21.86	40.85	29.92	56.10	8.90	6.70	
Evansville, Ind.	12.79	23.05	17.58	31.65	5.40	4.10	\$4.00
Grand Rapids, Mich.	23.79	44.00	32.39	60.75	8.90	6.70	
Indianapolis, Ind.	16.38	30.33	22.46	41.51	6.60	5.05	
Knoxville, Tenn.	5.41	9.75	7.57	13.65	5.40	4.10	1.85
Louisville, Ky.	12.24	22.05	17.13	30.85	5.40	4.10	3.15
Mobile, Ala.	9.76	17.60	13.67	24.65	5.40	4.10	3.55
New Orleans, La.	13.75	24.75	19.26	34.70	6.25	4.80	
Pensacola, Fla.	9.35	16.85	13.10	23.60	5.40	4.10	
Pittsburgh, Pa.	23.71	43.85	32.30	60.60	8.90	6.70	
St. Louis, Mo.	17.48	31.50	23.98	40.85	7.40	5.70	
Birmingham, Ala. to							
Biloxi, Miss.	9.05	16.30	12.66	22.80	5.40	4.10	
Chicago, Ill.	17.69	31.85	24.46	41.35	8.15	6.20	
Cincinnati, Ohio	13.55	24.40	18.84	33.95	5.90	4.45	4.00
Cleveland, Ohio	22.15	41.35	30.23	56.70	9.55	7.30	
Columbus, Ohio	17.42	32.14	24.03	44.33	7.05	5.30	
Denver, Colo.	34.24	61.70	47.98	79.85	13.75	10.60	
Detroit, Mich.	22.08	41.25	30.25	56.70	9.55	7.30	
Evansville, Ind.	10.50	18.90	14.36	25.85	5.40	4.10	
Houston, Texas	20.32	36.60	28.11	48.70	8.15	6.20	
Indianapolis, Ind.	14.97	27.78	20.46	37.91	6.25	4.80	
Jacksonville, Fla.	12.10	21.80	16.94	30.50	6.25	4.80	
Louisville, Ky.	10.83	19.50	15.13	27.25	5.40	4.10	3.15
North Miami	21.69	39.05	30.35	54.65	9.55	7.30	
Miami, Fla.	21.88	39.40	30.60	55.10	9.55	7.30	
Mobile, Ala.	7.34	13.25	10.28	18.55	5.40	4.10	2.45
Montgomery, Ala.	2.71	4.90	3.80	6.85		1.05	
Nashville, Tenn.	5.69	10.25	7.95	14.35	5.40	4.10	1.85
New Orleans, La.	9.85	17.75	13.80	24.85	5.40	4.10	2.75
New York, N. Y.	29.76	55.11	40.93	75.70	11.45	8.65	
Pensacola, Fla.	7.25	13.05	10.16	18.30	5.40	4.10	
Pittsburgh, Pa.	23.93	44.25	32.63	61.20	9.30	7.05	
St. Louis, Mo.	12.89	23.25	17.57	29.30	6.25	4.80	
Cincinnati, Ohio to							
Atlanta, Ga.	13.33	24.00	18.51	33.35	5.90	4.45	4.00
Augusta, Ga.	18.06	32.55	25.12	45.25	8.15	6.20	
Biloxi, Miss.	22.60	40.70	31.50	54.50	9.55	7.30	
Birmingham, Ala.	13.55	24.40	18.84	33.95	5.90	4.45	4.00
Dallas, Texas	25.92	46.70	36.02	60.70	11.00	8.40	
Houston, Texas	29.71	53.55	41.32	69.55	12.85	9.80	
Jacksonville, Fla.	22.98	41.40	32.05	57.70	9.55	7.30	
Knoxville, Tenn.	8.37	15.10	11.58	20.85	5.40	4.10	2.75
Louisville, Ky.	3.43	6.20	4.65	8.40		1.05	
Memphis, Tenn.	13.37	24.10	18.48	31.45	6.25	4.80	3.55
North Miami	32.83	59.10	45.86	82.55	13.15	10.00	
Miami, Fla.	33.07	59.55	46.16	83.10	13.15	10.00	
Mobile, Ala.	20.89	37.65	29.12	50.60	8.90	6.70	
Montgomery, Ala.	16.26	29.30	22.64	40.80	7.40	5.70	4.80
Nashville, Tenn.	8.56	15.45	11.85	21.35	5.40	4.10	2.30
New Orleans, La.	23.24	41.85	32.31	54.50	9.55	7.30	
Pensacola, Fla.	20.80	37.45	29.00	52.20	8.90	6.70	
St. Petersburg, Fla.	28.31	51.00	39.50	71.10	12.40	9.45	
San Antonio, Texas	32.57	58.70	45.32	76.20	13.75	10.60	
Savannah, Ga.	20.39	36.75	28.41	51.15	8.90	6.70	
Tampa, Fla.	27.68	49.85	38.59	69.50	11.75	8.90	
West Palm Beach, Fla.	31.23	56.25	43.60	78.50	12.85	9.80	
Evansville, Ind. to							
Atlanta, Ga.	12.79	23.05	17.58	31.65	5.40	4.10	4.00
Birmingham, Ala.	10.50	18.90	14.36	25.85	5.40	4.10	
Chattanooga, Tenn.	9.02	16.25	12.32	22.20	5.40	4.10	2.75
Cincinnati, Ohio	7.78	14.05	10.35	18.65	5.40	4.10	
Denver, Colo.	27.68	49.90	38.58	65.25			
Jacksonville, Fla.	22.44	40.40	31.12	56.05	9.55	7.30	
Kansas City, Mo.	11.88	21.45	16.46	28.40			
Louisville, Ky.	4.71	8.50	6.29	11.35			
Memphis, Tenn.	9.44	17.00	12.91	23.25	5.40	4.10	
North Miami	32.13	57.85	44.67	80.45	13.15	10.00	
Miami, Fla.	32.32	58.20	44.92	80.90	13.15	10.00	
Mobile, Ala.	16.69	33.05	23.05	38.45	8.15	6.20	
Montgomery, Ala.	13.15	23.70	18.09	32.60	6.25	4.80	
New Orleans, La.	17.62	31.75	24.68	41.15	8.15	6.20	
Omaha, Neb.	15.39	27.75	21.38	36.60			
Pensacola, Fla.	17.69	31.85	24.45	41.60			
St. Louis, Mo.	4.90	8.85	6.70	12.10	5.40	4.10	1.40
St. Petersburg, Fla.	27.00	48.60	37.47	67.45	11.75	8.90	
Tampa, Fla.	26.35	47.45	36.58	65.85	11.45	8.65	

	RAILROAD FARES				PULLMAN RATES		
	In Coaches		In Pullmans		Lower Berth	Upper Berth	Seat Rate For Day Travel
	One Way	6 Mos. R.T.	One Way	6 Mos. R.T.			
Knoxville, Tenn. to							
Atlanta, Ga.	\$ 5.41	\$ 9.75	\$ 7.57	\$13.65	\$ 5.40	\$ 4.10	\$1.85
Chicago, Ill.	17.64	31.80	24.39	42.65	7.05	5.30	
Cincinnati, Ohio	8.37	15.10	11.58	20.85	5.40	4.10	2.75
Cleveland, Ohio	16.97	32.05	22.99	43.60	6.60	5.05	
Detroit, Mich.	16.90	31.95	22.99	43.60	7.05	5.30	
Jacksonville, Fla.	15.06	27.15	21.11	38.00	7.05	5.30	
Louisville, Ky.	7.65	13.80	10.73	19.35	5.40	4.10	
North Miami	24.91	44.85	34.92	62.90	11.00	8.40	
Miami, Fla.	25.15	45.30	35.22	63.40	11.00	8.40	
Pittsburgh, Pa.	18.75	34.95	25.37	48.10	9.55	7.30	
St. Louis, Mo.	15.72	28.30	21.51	38.75	6.25	4.80	
St. Petersburg, Fla.	20.39	36.75	28.56	51.45	9.30	7.05	
Tampa, Fla.	19.76	35.60	27.65	49.80	9.30	7.05	
Louisville, Ky. to							
Atlanta, Ga.	12.24	22.05	17.13	30.85	5.40	4.10	
Biloxi, Miss.	19.81	35.70	27.66	46.10	8.60	6.50	
Birmingham, Ala.	10.83	19.50	15.13	27.25	5.40	4.10	3.15
Boston, Mass.	35.08	61.68	46.74	89.31	10.70	8.10	
Cincinnati, Ohio	3.43	6.20	4.65	8.40			1.05
Cleveland, Ohio	12.03	22.40	16.06	31.15	5.40	4.10	1.85
Columbus, Ohio	7.30	13.94	9.84	18.78	5.40	4.10	
Dallas, Texas	22.49	40.50	31.37	52.30	10.30	7.85	
Detroit, Mich.	11.96	22.30	16.06	31.15	5.40	4.10	
Evansville, Ind.	4.71	8.50	6.29	11.35			
Grand Rapids, Mich.	13.13	23.95	17.65	34.30			
Houston, Texas	26.28	47.35	36.67	61.15	11.75	8.90	
Jacksonville, Fla.	21.89	39.45	30.67	55.25	9.55	7.30	
Knoxville, Tenn.	7.65	13.80	10.73	19.35	5.40	4.10	2.75
Memphis, Tenn.	9.94	17.90	13.83	23.05	5.40	4.10	
North Miami	31.74	57.15	44.48	80.10	13.15	10.00	
Miami, Fla.	31.98	57.60	44.78	80.65	13.15	10.00	
Mobile, Ala.	18.13	32.65	25.32	42.20	8.60	6.50	
Montgomery, Ala.	13.48	24.30	18.86	33.95	6.25	4.80	4.00
Nashville, Tenn.	5.14	9.30	7.18	12.95	5.40	4.10	1.40
New Orleans, La.	19.81	35.70	27.66	46.10	8.90	6.70	
New York, N. Y.	28.54	48.55	38.19	72.15	9.55	7.30	
Pensacola, Fla.	18.02	32.45	25.22	45.35	8.15	6.20	
Philadelphia, Pa.	25.51	43.40	34.14	64.45	8.90	6.70	
Pittsburgh, Pa.	13.81	24.90	18.44	35.65	5.40	4.10	3.15
St. Louis, Mo.	9.61	17.30	12.99	23.40	5.40	4.10	
St. Petersburg, Fla.	27.22	49.00	38.12	68.65	11.75	8.90	
San Antonio, Texas	29.14	52.50	40.67	67.80	13.15	10.00	
Tampa, Fla.	26.59	47.90	37.21	67.00	11.45	8.65	
Memphis, Tenn. to							
Cincinnati, Ohio	13.37	24.10	18.48	31.45	6.25	4.80	3.55
Cleveland, Ohio	21.97	40.10	29.89	54.20	9.55	7.30	
Detroit, Mich.	21.60	37.35	29.16	52.85	8.90	6.70	
Evansville, Ind.	9.44	17.00	12.91	23.25	5.40	4.10	
Louisville, Ky.	9.94	17.90	13.83	23.05	5.40	4.10	2.75
New York, N. Y.	34.60	63.81	47.47	87.50	13.15	10.00	
Philadelphia, Pa.	31.57	57.75	43.43	79.42	12.40	9.45	
Pittsburgh, Pa.	23.75	42.80	32.27	58.70	9.55	7.30	
Washington, D. C.	27.02	48.65	37.42	67.40	10.70	8.10	
Mobile, Ala. to							
Atlanta, Ga.	9.76	17.60	13.67	24.65	5.40	4.10	3.15
Birmingham, Ala.	7.34	13.25	10.28	18.55	5.40	4.10	2.45
Chicago, Ill.	22.14	39.90	30.6				

GENERAL OFFICES:

908 West Broadway, Louisville 1, Ky., Telephone Wabash 1121

REACHING 13 STATES

TRAFFIC DEPARTMENT

JOHN K. DENT, Vice-President
W. G. WHITSETT, Assistant to Vice-President

PASSENGER

G. U. YAGER, General Passenger Agent, Louisville 1, Kentucky
R. A. STANLEY, General Passenger Agent, New Orleans 12, Louisiana

L. A. BINKLEY, Assistant General Passenger Agent, Louisville 1, Ky.
C. E. JEFFRIES, Assistant General Passenger Agent, Louisville 1, Ky.
R. P. ETHRIDGE, Assistant General Passenger Agent, Louisville 1, Ky.
P. A. WAGNER, Superintendent of Dining Cars, Louisville 1, Ky.

FREIGHT

SALES AND SERVICE

J. K. WILLIAMS, Freight Traffic Manager, Louisville 1, Ky.
J. R. BARRY, Asst. Freight Traffic Manager, Louisville 1, Ky.
F. C. STREET, General Freight Agent, Louisville 1, Ky.
E. C. PATTON, General Freight Agent, Birmingham 3, Ala.
J. A. PARSONS, Assistant to Freight Traffic Manager, Louisville 1, Ky.
E. S. BOWMAN, Assistant to Freight Traffic Manager, Louisville 1, Ky.
A. R. HARKLEROAD, Assistant to Freight Traffic Manager, Louisville 1, Ky.
R. S. McAFEE, General Foreign Freight Agent, Louisville 1, Ky.

RATES AND CHARGES

E. J. COTTOM, Freight Traffic Manager, Louisville 1, Ky.
E. R. ROBY, Assistant Freight Traffic Manager, Louisville 1, Ky.
W. D. BROEMAN, Assistant Freight Traffic Manager, Louisville 1, Ky.
P. H. GOODWYN, General Freight Agent, Louisville 1, Ky.
W. F. BURGESS, Assistant General Freight Agent, Louisville 1, Ky.
W. M. BREIDENTHAL, Assistant General Freight Agent, Louisville 1, Ky.
J. J. SCHULER, Assistant General Freight Agent, Louisville 1, Ky.
L. E. DUFFY, Assistant General Freight Agent, Louisville 1, Ky.
J. C. KUEBERT, Assistant to Freight Traffic Manager, Louisville 1, Ky.
R. W. FARRELL, Assistant to Freight Traffic Manager, Louisville 1, Ky.

COAL TRAFFIC

L. C. GOERING, Coal Traffic Manager, Louisville 1, Ky.
F. A. GREVER, Assistant to Coal Traffic Manager, Louisville 1, Ky.
E. J. WISE, General Coal Traffic Agent, Louisville 1, Ky.
H. N. DEVOL, General Coal Freight Agent, Louisville 1, Ky.
C. J. WETZEL, Assistant to General Coal Freight Agent, Louisville 1, Ky.

INDUSTRIAL DEVELOPMENT

R. E. BISHA, General Industrial Agent, Louisville 1, Ky.
W. P. DERMOTT, Industrial Agent, Louisville 1, Ky.
W. W. CARTER, Industrial Agent, Louisville 1, Ky.
L. I. SMITH, Industrial Agent, Birmingham 3, Ala.

AGRICULTURAL DEVELOPMENT

W. G. ADSMOND, Agricultural Agent, Nashville 3, Tenn.
D. J. MEADOR, Agricultural Agent, Greenville, Ala.
T. M. FARIS, Forestry and Agricultural Agent, Atmore, Ala.

PASSENGER AND FREIGHT REPRESENTATIVES

CHICAGO 4, ILL.—
822 Bankers Bldg., 105 W. Adams St., Phone Franklin 2-7595—
T. M. STRANE, General Agent Passenger Dept.
R. F. SUMMERVILLE, Traveling Passenger Agent.
S. H. WILHOITE, City Passenger Agent.
Freight Traffic Department, Phone Franklin 2-6441—
C. E. WOLF, General Agent.
E. C. MYERS, Commercial Agent.
L. T. CHILDERS, Traveling Freight Agent.
I. T. WESTERMAN, Traveling Freight Agent.
D. F. JONES, Freight Traffic Agent.
J. J. WALSH, Freight Traffic Agent.
J. R. CLAXON, Coal Traffic Agent.

CINCINNATI 2, OHIO—

111 Dixie Terminal Bldg., Phone Main 1-2574—
TYNDALL BALL, Division Passenger Agent.
LEONARD F. VOGT, Traveling Passenger Agent.
OTTO EHRINGER, City Passenger Agent.
RUFUS KINCAIDE, Passenger Representative and Assistant Ticket Agent.
C. G. VAN FLANDERN, City Ticket Agent.
Union Terminal, Phone Cherry 1-8100—
MILTON J. ECKHOFF, Passenger Representative.
C. W. WOODWARD, Ticket Agent.
732 Dixie Terminal Bldg., Phone Parkway 1-7130—
C. R. McFARLAND, Division Freight Agent.
J. F. MANN, Commercial Agent.
J. E. HART, Traveling Freight Agent.
J. D. BUEHLER, Freight Traffic Agent.
C. E. THOMAS, Freight Traffic Agent.
L. T. SMITH, Coal Traffic Agent.

CLARKSVILLE, TENN.—

First National Bank Bldg., Phone 4916—
J. W. GLEESON, District Freight Agent.

ANNISTON, ALA.—

1300 Walnut Ave., Phone Adams 5-3762—
C. C. VAUGHN, General Agent.
C. DIAMOND, Traveling Freight Agent.

ATLANTA 3, GA.—

Room 907, 101 Marietta St. Bldg.,
Phones Walnut 1400—Murray 8-5131—
CLARK DUNN, Division Passenger Agent.
MARTIN KINZEL, Traveling Passenger Agent.
G. M. DUGAN, City Passenger Agent.
67 Luckie St., Piedmont Hotel, Phone Murray 8-1140—
G. F. SLAYTON, Joint City Ticket Agent.
Union Station, Phone Walnut 3666—
LEROY CALDWELL, JR., Ticket Agent.
Room 901, 101 Marietta St. Bldg., Phone Walnut 0511—
W. C. WATHEN, Division Freight Agent.
H. W. BROWN, Commercial Agent.
J. E. FAIRLEY, Traveling Freight Agent.
W. O. MATTHEWS, Freight Traffic Agent.
T. J. CLEIBRON, Freight Traffic Agent.

BIRMINGHAM 3, ALA.—

L & N Station, 4 North 20th St., Phone 4-0341—
MARSHALL HAYNES, Division Passenger Agent.
J. D. LEE, Passenger Traffic Representative.
L & N Station, 20th St., North at Morris Ave., Phone 4-0311—
C. W. COLEMAN, Ticket Agent.
1901 Morris Ave., Phone ALpine 1-5211
G. C. LLOYD, Division Freight Agent.
E. W. LURTON, Commercial Agent.
J. R. CORMANY, Traveling Freight Agent.
J. L. HOLLOWAY, Freight Traffic Agent.
J. H. SUMMERS, Freight Traffic Agent.

HAVANA, CUBA—

P.O. Box 138
Lonja del Comercio 213
(Cable: Whasmlth; Phone A-7322)
W. HARRY SMITH AGENCIES, Inc., General Agents

HOUSTON 2, TEX.—

231 Esperson Bldg., Phone Fairfax 3-3382—
P. W. LAWRENCE, District Freight Agent.
ERIC ELLIS, Traveling Freight Agent.
J. M. BROCK, Freight Traffic Agent.

INDIANAPOLIS 4, IND.—

608 Merchants Bank Bldg., Phone Melrose 7-2785
S. K. JOHNSON, District Freight Agent.
GUY WEATHERS, Freight Traffic Agent.

JACKSONVILLE 2, FLA.—

308 Florida Title Bldg., Phone ELgin 6-8226
J. W. MOORE, General Agent Passenger Department.
J. S. STALLINGS, Traveling Passenger Agent.
310 Florida Title Bldg., Phone ELgin 6-8307
W. R. WALLACE, General Agent.
E. H. JAMES, Freight Traffic Agent.

KANSAS CITY 6, MO.—

334-5 Railway Exchange Bldg., Phone Victor 2-6774—
I. J. BORDERS, General Agent.
R. M. BRENNAN, Traveling Freight Agent.
S. R. CHRISTENSEN, Freight Traffic Agent.

KNOXVILLE 2, TENN.—

L & N Station, Phone 3-6193—
J. J. PORTWOOD, District Passenger Agent.
J. W. SMITH, City Passenger Agent.
L & N Station, Phone 2-0833
G. E. SMITH, Ticket Agent.
L & N Station—Phone 2-3187—
R. H. WILSON, Division Freight Agent.
R. F. BELL, Traveling Freight Agent.
L. W. DIAMOND, Traveling Freight Agent.
S. L. CARSON, Freight Traffic Agent.
C. R. MYNATT, Freight Traffic Agent.

LEXINGTON, KY.—

Ticket Office, Phone 3-4140—
J. M. JOHNSTON, Agent.
Union Station, Phone 3-4149—
W. J. McDONALD, District Freight Agent.
J. L. VINEYARD, Traveling Freight Agent.

LITTLE ROCK, ARK.—

314 Gazette Bldg., Phone Franklin 4-2827
E. J. EDMONDSON, District Freight Agent.

LOS ANGELES 14, CALIF.—

606 So. Hill St., Room 603, Phone Vandike 5415
P. B. SHELTON, District Freight Agent
H. C. HALL, Freight Traffic Agent.

LOUISVILLE 2, KY.—

288 Starks Bldg.—Phone Wabash 5325—
J. C. McCLOY, District Passenger Agent.
L. R. WORLEY, City Passenger Agent.
O. M. AHERN, Passenger Representative.
J. M. O'FARRELL, City Ticket Agent.
Union Station, Phone JUNiper 4-2241—
H. R. ARBEGUST, Ticket Agent.
Baxter Avenue Station, Phone JUNiper 4-1836—
C. M. ARNOLD, Ticket Agent.
908 W. Broadway, Room 110, Phone Wabash 4149—
E. W. SIMPSON, Division Freight Agent.
A. C. LAUER, Freight Traffic Agent.
W. S. GAHAN, Freight Traffic Agent.
IVAN SEIBERT, JR., Freight Traffic Agent.
J. A. GRUVER, Traveling Freight Agent.

PASSENGER AND FREIGHT REPRESENTATIVES

(Concluded)

MACON, GA.—

201 Terminal Station, Phone 3-4683—
T. C. BLACK, General Eastern Passenger Agent.
A. H. LONG, Traveling Freight Agent.

MEMPHIS 3, TENN.—

217 Falls Bldg., 22 No. Front St., Phone Jackson 6-0567—
A. E. GROVES, District Passenger Agent.
L. C. POLLARD, City Passenger and Ticket Agent
J. L. STREET, Jr., Passenger Agent
Peabody Hotel—F. R. SCHUTT, Ticket Agent.
Union Station, Phone Jackson 6-4101—
R. M. BONDURANT, Ticket Agent.
920 Falls Bldg., Phone Jackson 6-5851—
G. W. RYAN, Jr., Division Freight Agent.
J. R. WILLIAMS, Traveling Freight Agent.
R. O. STEWART, Freight Traffic Agent.
M. J. JONES, Freight Traffic Agent.

MIAMI 32, FLA.—

215 S. E. First St., Phone FRanklin 3-0911—
L. L. SARGENT, District Passenger Agent.
J. A. HUGHES, Jr., City Passenger Agent.
1142 Ingraham Bldg., Phone FRanklin 4-3674—
C. H. RYAN, District Freight Agent.
G. S. FINNEGAN, Traveling Freight Agent.

MOBILE 11, ALA.—

L & N Station, 11 Government Street—
Phone Hemlock 2-2777
D. C. LANIER, District Passenger Agent.
Phone Hemlock 2-1761
C. J. HAYS, Ticket Agent.
L & N Station, 11 Government Street—
Phone Hemlock 3-2713
H. W. LEE, Division Freight Agent.
E. M. HUNT, Freight Traffic Agent.
L. R. E. MARTIN, Freight Traffic Agent.

MONTGOMERY 4, ALA.—

Union Station—Phone 3-3757—
R. A. LAUN, District Passenger Agent.
H. W. ROWELL, Passenger Agent.
Union Station, Phone 4-7385—
J. O. FRY, Ticket Agent.
Union Station, Phone 7741—
C. A. WAGNER, General Agent.
R. C. MUNDY, Traveling Freight Agent.
R. G. RUSSELL, Freight Traffic Agent.

NASHVILLE 3, TENN.—

811 Third National Bank Bldg., Phone ALpine 6-0865—
H. T. SCHNEIDER, District Passenger Agent.
T. H. NOWELL, City Passenger Agent.
168 Fourth Avenue, North, Phone ALpine 6-3124—
W. A. LIGHTFOOT, City Ticket Agent.
Union Station, Phone ALpine 5-8441—
H. W. LOFTIN, Ticket Agent.
811 Third National Bank Bldg., Phone ALpine 6-8145—
C. M. COX, Traveling Freight Agent.
V. B. WILSON, Traveling Freight Agent.
J. E. NARON, Freight Traffic Agent.
W. R. ALLRED, Freight Traffic Agent.

NEW ORLEANS 12, LA.—

1413 Whitney Bank Bldg., Phone Raymond 1346—
R. A. STANLEY, General Passenger Agent.
C. L. SHUMAKER, Passenger Traffic Representative.
229 St. Charles St., Phone Canal 4191—
A. E. JACKSON, District Passenger Agent.
E. S. MIDDLETON, City Passenger Agent.
L. P. LAGARDE, Passenger Representative.
WM. J. RAINEY, City Ticket Agent.
Union Passenger Terminal, Phone Tulane 8541—
E. P. CAPELLE, Ticket Agent.
1410 Whitney Bank Bldg., Phone Raymond 3284—
J. E. POWER, Division Freight Agent.
G. W. KINGSMILL, Commercial Agent.
J. S. DAILEY, Traveling Freight Agent.
B. J. MANNING, Freight Traffic Agent.
F. A. REPPLE, Freight Traffic Agent.

NEW YORK 36, N. Y.—

Suite 430, 500 Fifth Ave., at 42nd St., Phone Penna. 6-0388—
T. C. BLACK, General Eastern Passenger Agent.
J. J. HOULIHAN, District Passenger Agent.
Suite 430, 500 Fifth Ave., at 42nd St., Phone Chickering 4-3220—
S. E. FRANEY, General Eastern Freight Agent.
F. A. HUEBNER, Commercial Agent.
D. J. McCABE, Foreign Freight Agent.
W. C. FORSYTHE, Traveling Freight Agent.
E. V. FITZPATRICK, Traveling Freight Agent.
W. J. PEEL, JR., Freight Traffic Agent.

ORLANDO, FLA.—

706 Metcalf Bldg., Phone 3-1501—
E. G. WHITE, District Freight Agent.

OWENSBORO, KY.—

L & N Station—Phone Murray 3-1119—
C. M. BEELER, District Freight Agent.

PENSACOLA, FLA.—

L & N Station—Phone HEmlock 8-1619
J. E. HOLDMAN, District Passenger Agent.
T. S. BENEFIELD, Passenger Agent.
L & N Station, Phone HEmlock 8-1616
J. B. WIGGINS, Ticket Agent.
L & N Station, Phone HEmlock 8-4488
J. W. SELLERS, Division Freight Agent.
JOHN L. BLAIR, Freight Traffic Agent.
Commendancia Street Wharf—Phone HEmlock 2-4510
W. S. DUNCAN, Port Manager.

PITTSBURGH 22, PA.—

444 Henry W. Oliver Bldg., Phone Atlantic 1-9610—
E. M. BLANKNER, General Agent.
J. E. NALL, Traveling Freight Agent.
E. R. BUMPUS, Traveling Freight Agent.
A. L. NASH, Freight Traffic Agent.

PORTLAND 4, ORE.—

421 Pacific Bldg., Phone Capitol 7-0388—
C. T. LINDEMANN, District Freight Agent.

SAN FRANCISCO 5, CALIF.—

944 Monadnock Bldg., Phone Exbrook 2-1366—
F. J. BANTLE, General Western Freight Agent.
R. L. WESTERMAN, Traveling Freight Agent.

SELMA, ALA.—

L & N Station, Phone Trinity 4-4391—
C. C. DAY, Commercial Agent.

ST. LOUIS 2, MO.—

906 Landreth Building, Phone Central 1-8006—
E. V. GRAEF, Division Passenger Agent.
W. R. GREGORY, City Passenger Agent.
322 North Broadway, Phone Central 1-8008—
C. F. LORENZ, City Ticket Agent.
Union Station, Phone Garfield 1-6600—
J. R. NEWTON, Passenger Agent.
F. S. DONNELLY, Ticket Agent.
910 Landreth Building, Phone Central 1-8001—
J. J. GLEESON, Division Freight Agent.
H. B. ROTHWEILER, General Agent.
E. H. ELKIN, Traveling Freight Agent.
R. J. FLANAGAN, Freight Traffic Agent.
L. H. DE MOOR, Freight Traffic Agent.

TAMPA 1, FLA.—

1109 First National Bank Bldg., Phone 2-2046—
J. P. MIDDLETON, Traveling Passenger Agent.
E. B. STANLEY, District Freight Agent.
R. G. McGEe, Freight Traffic Agent.

TULSA, OKLA.—

812 Daniel Bldg., Phone Glbson 7-4674—
L. M. DUNFORD, District Freight Agent.

WASHINGTON 5, D. C.—

527 Woodward Bldg., Phone Republic 7-2552—
J. H. GOOCH, General Agent.