




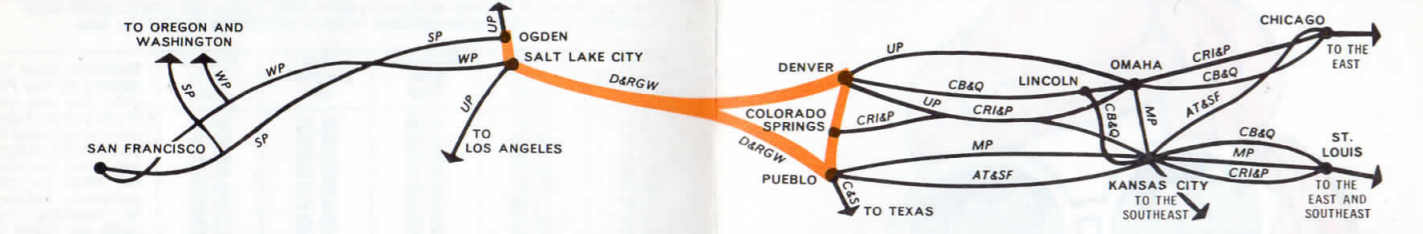
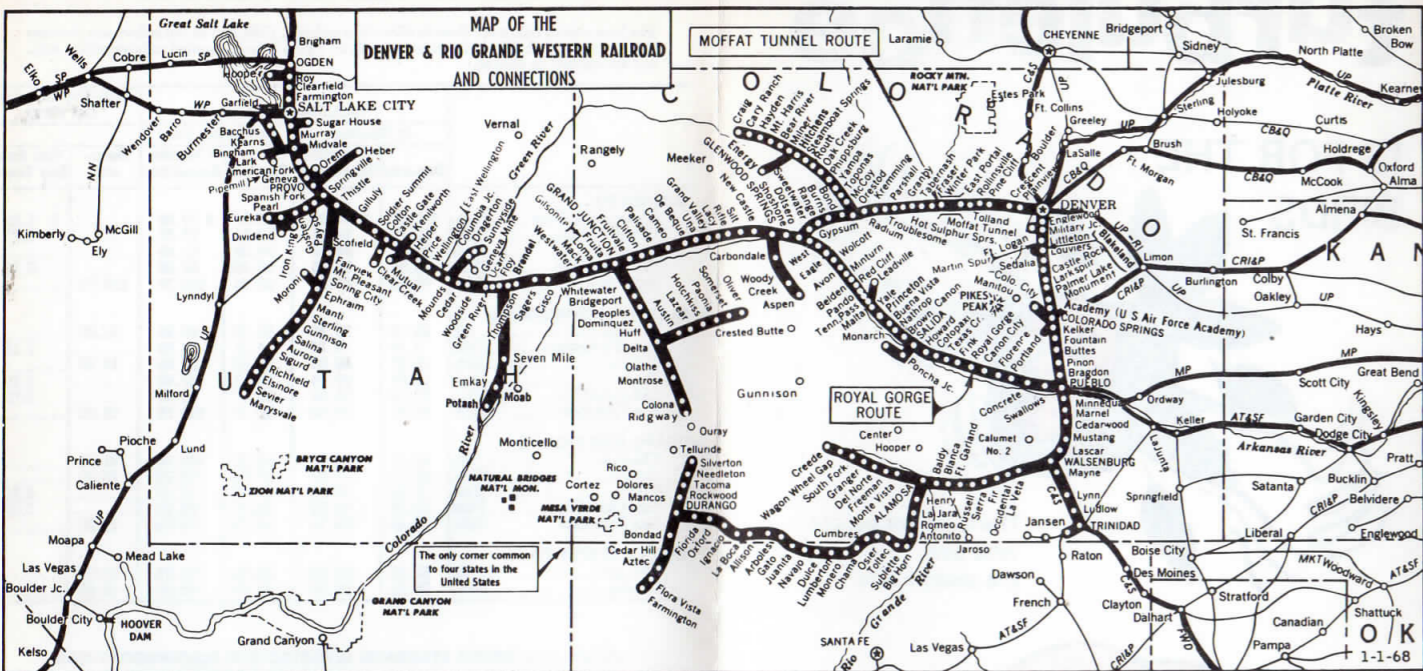
TIME TABLES



ROUTE OF VISTA DOME CALIFORNIA ZEPHYR
DENVER & RIO GRANDE WESTERN RAILROAD
 MAIN LINE THRU THE ROCKIES

DISTRICT OFFICES
 Sales and Market Development

- ALAMOSA, COLO. 81101—Rio Grande Freight Depot—(303) 589-4981
 J. E. BERRY, District Manager
- ATLANTA, GA. 30303—1521 Healey Bldg.—57 Forsyth St. N. W.—(404) 524-4831
 J. A. STAUFFER, District Manager
- BOSTON, MASS. 02116—738 Statler Office Bld.—20 Providence St.—(617) 426-4973
 P. P. MAGUIRE, District Manager
- CHICAGO, ILL. 60603—Suite 2124 Bankers Bldg. 105 West Adams St.—(312) 726-7445
 D. J. LEWIS, Regional Manager *
 T. D. ODWALT, District Manager
- CINCINNATI, OHIO 45202—1436 Enquirer Bldg. 617 Vine St.—(513) 721-3212
 W. P. MENARD, District Manager
- CLEVELAND, OHIO 44113—2306 Terminal Tower Bldg.—50 Public Square—(216) 241-7386
 W. M. DODDS, District Manager
- CRAIG, COLO. 81625—Rio Grande Freight Depot—(303) 824-6546
 E. G. DEAKINS, District Representative
- DENVER, COLO. 80217—1570 - 13th Street—(303) 222-5533
 H. E. CASH, Regional Manager
 A. D. COX, District Manager
 Rio Grande Bldg.—1531 Stout St.—(303) 222-5533
 D. G. FRAZIER, District Passenger Agent
- DETROIT, MICH. 48202—5-157 General Motors Bldg.—3044 West Grand Blvd.—(313) 875-3025
 G. L. NICOLIN, Regional Manager
 E. H. NELSON, District Manager
- EUGENE, ORE. 97401—230 Ardel Offices 33 Tenth Avenue East—(503) 345-8535
 J. T. HULL, District Manager
- FRESNO, CALIF. 93721—64 North Fulton Street—Suite 9—(209) 266-0513
 J. G. FARRIS, District Manager
- GRAND JUNCTION, COLO. 81501—Rio Grande Depot—(303) 242-5428
 J. L. WELLS, District Manager
- HOUSTON, TEXAS 77006—3311 Richmond Ave.—Room 316—(713) 528-2977
 T. L. RUDMANN, District Manager
- JACKSONVILLE, FLA. 32202—1105 Coast Line Bldg. 500 Water Street—(904) 355-2754
 G. A. LEE, District Manager
- KANSAS CITY, MO. 64105—836-39 Board of Trade Bldg.—127 West Tenth St.—(816) 842-5520
 J. W. SAMPLE, District Manager
- LOS ANGELES, CALIF. 90005—3932 Wilshire Blvd. Suite 206-W—(213) 386-5730
 E. D. BURKE, District Manager
- MEDFORD, ORE. 97501—204 Executive Bldg.—216 East Main St.—(503) 772-5243
 R. J. HIGGINS, District Manager
- MINNEAPOLIS, MINN. 55402—2030 Dain Tower, 527 Marquette Ave.—(612) 333-7888
 M. L. COLBY, District Manager
- NEW YORK, N. Y. 10036—500 Fifth Ave., Room 220—(212) 244-7515
 A. C. DICK, Eastern Traffic Manager
 C. J. DOBOL, District Manager
- OAKLAND, CALIF. 94612—209-210 Central Bldg.—436 14th Street—(415) 451-4925
 C. E. MILLS, Regional Manager
- OGDEN, UTAH 84401—Rio Grande Freight Depot 130 24th Street—(801) 393-3325
 W. C. CRAIG, District Manager
- OMAHA, NEB. 68102—515 Grain Exch. Bldg., 19th & Harney—(402) 342-5100
 K. N. HAHNE, District Manager
- PHILADELPHIA, PA. 19107—1535 Phila. Saving Fund Bldg.—12 South Twelfth St.—(215) 922-2323 & 922-6592
 J. B. LYNCH, District Manager
- PITTSBURGH, PA. 15222—1516 Oliver Bldg. Mellon Square—(412) 281-4242
 E. K. YAEGER, District Manager
- PORTLAND, ORE. 97204—417 Pacific Bldg. 520 S. W. Yamhill St.—(503) 223-6104
 F. D. LUCAS, Regional Manager
 N. W. VORPAHL, District Representative
- PROVO, UTAH 84601—Rio Grande Freight Depot 6th South and 3rd West—(801) 373-6900
 J. I. HOLLANDSWORTH, District Manager
- PUEBLO, COLO. 81003—Union Depot—(303) 542-2374
 C. M. WILDT, District Manager
- SACRAMENTO, CALIF. 95821—39 Centre Office Bldg.—3382 El Camino Ave.—(916) 483-7383
 R. E. PORT, District Manager
- ST. LOUIS, MO. 63144—Suite 301, 2510 So. Brentwood Blvd.—(314) 962-4696
 H. N. WEISENSTEIN, Regional Manager
 J. M. SINCLAIR, District Manager
- SALT LAKE CITY, UTAH 84111—Hotel Utah South Temple & Main—(801) 486-7696
 C. PEARSON, Regional Manager
 D. P. HEINER, District Manager
- SAN FRANCISCO, CALIF. 94105—291 Monadnock Bldg.—681 Market St.—(415) 421-2688
 J. K. SPEIGHT, Western Traffic Manager
 J. J. MARTIN, Regional Manager
 J. W. BARGE, District Manager
- SAN JOSE, CALIF. 95125—Suite 211, San Jose Commercial Center—1261 Lincoln Ave.—(408) 293-6508
 A. F. HOLMAN, District Manager
- SANTA ROSA, CALIF. 95405—2714 Spring Creek Dr. P. O. Box 2025—(707) 542-7312
 J. McMILLEN, District Manager
- SEATTLE, WASH. 98101—503 White-Henry-Stuart Bldg.—4th & University—(206) 623-8482
 R. A. HANSEN, District Manager
- STOCKTON, CALIF. 95202—309 Wells Fargo Bank Bldg.—22 North San Joaquin St.—(209) 465-2072
 M. W. WELDON, District Manager
- WASHINGTON, D. C. 20005—311 Madison Bldg., 1155 - 15th Street, N.W.—(202) 296-6326
 J. L. HENNING, District Manager



GENERAL INFORMATION

Special Notice. The time shown in this folder is subject to change without notice; is that at which trains may be expected to arrive at and depart from the several stations, but their arrival or departure at the time stated is not guaranteed. This Company reserves the right to discontinue trains, change schedules, and substitute equipment, and will not be responsible for any delay or other deviation from conditions outlined in this time table.

Adjustment Of Fares. Should any difference arise between yourself and the conductor, pay the fare requested, take receipt for the amount, and refer the matter to the Passenger Traffic Manager, Denver, Colo., for adjustment.

Children under 12 years of age, half-fare, except one child under 5 years of age will be free when accompanied by a parent or guardian over 17 years of age; only one such child under 5 years of age will be free for each accompanying parent or guardian.

Children Traveling Alone. Children under 5 years of age must be accompanied by an adult. Other children of half fare age when unaccompanied by parent or guardian will not be accepted unless authorized by Ticket Agent, and arrangements for such acceptance must be made in advance.

Redemption Of Tickets. For refund on partially used or wholly unused D. & R. G. W. rail tickets, consult local ticket agent, or mail tickets, with explanation of non-use to F. E. Long, Passenger Traffic Manager, D. & R. G. W. R. R., Room 100 Rio Grande Building, 1531 Stout St., Denver, Colo. 80202.

Before Boarding Train ask the ticket agent, brakeman, or conductor whether the train stops at the station to which you may be ticketed. There are stations at which some trains do not stop.

Stopping Trains On Signal. Where trains are scheduled to stop only on signal, passengers on trains must give advance notice to conductor, and persons intending to board trains must advise agent to that effect, in order that necessary arrangements may be perfected.

Ticket Honoring. All classes of regular tickets will be honored on all trains, except Drivers, Caretakers and Banana Messenger tickets will not be honored on the California Zephyr, Trains 17 and 18. Consult ticket agent concerning reduced rate tickets which will not be honored on the California Zephyr, Trains 17 and 18, during the period December 15 to January 15, inclusive.

Baggage. 150 pounds of personal baggage not exceeding \$100 in value may be checked on each adult ticket for a charge of 25 cents for each hand bag, 50 cents for each trunk. A maximum of 300 pounds is allowed to each family group traveling on Family Fare Plan tickets for the same nominal charge.

Dogs, Cats or small household pets (other than Guide or Leader dog) which passengers desire to carry with them in sleeping car space must be transported by the passenger between Oakland Depot and San Francisco. The Trans-Bay Motor Coach service cannot handle these animals.

Lost Articles. Inquiries regarding lost articles and baggage problems should be addressed to F. E. Long, Passenger Traffic Manager, Denver, Colorado.



FAMILY PLAN BARGAIN FARES!

Take the family on your next trip aboard the Vista-Dome California Zephyr and stretch your travel dollar. Consult your Rio Grande Ticket Agent or Travel Agent for details of how your family can travel at money-saving fares. Family Plan fares not applicable on The Silverton.

If you would like further information regarding our passenger services, or to receive future issues of this time table, please write to

F. E. LONG, Passenger Traffic Mgr., Denver & Rio Grande Western Railroad, Room 100 Rio Grande Bldg., 1531 Stout St., Denver, Colo. 80202

C. R. LENNIG, Vice President-Traffic
 W. G. LUEBKE, Director of T.O.F.C.
 J. D. KEY, General Traffic Manager
 C. D. BRAINARD, Director of Marketing

Rio Grande Building
 1531 Stout Street
 Denver, Colorado

ROUTE OF THE Vista-Dome

CALIFORNIA ZEPHYR

BETWEEN
CHICAGO • DENVER
SALT LAKE CITY • SAN FRANCISCO

READ DOWN CONDENSED THROUGH SCHEDULE READ UP

No. 17 Daily	Miles From Chicago	STATIONS	No. 18 Daily
2 40 PM CST	0	Lv CHICAGO, ILL. (Union Station)	2 05 PM CST
5 12 " "	162	Lv Galesburg, Ill.	11 24 AM " "
5 50 " "	205	Lv Cross Mississippi River	10 29 " "
5 57 " "	206	Lv Burlington, Ia.	10 29 " "
7 11 " "	280	Lv Ottumwa, Ia.	7 40 " "
8 48 " "	393	Lv Creston, Ia.	7 40 " "
10 28 " "	480	Lv Cross Missouri River	6 23 " "
10 45 " "	501	Lv Omaha, Nebr.	5 54 " "
11 05 " "	501	Lv Omaha, Nebr.	5 34 " "
12 20 AM " "	556	Lv Lincoln, Nebr.	4 24 " "
2 08 " "	653	Lv Hastings, Nebr.	2 35 " "
3 40 " MST	784	Lv McCook, Nebr.	11 15 PM MST
8 00 " "	1039	Ar DENVER, COLO.	7 20 " "
Denver & Rio Grande Western R. R.			
8 20 AM MST	1039	Lv DENVER, COLO.	6 55 PM MST
10 50 AM MST	1089	Moffat Tunnel—6.2 miles—Continental Divide.	
	1114	Lv Granby, Colo.	4 25 PM MST
		From Granby parallel the Colorado River for 235 miles.	
		Byers Canyon—Gore Canyon	
12 15 PM MST	1168	Lv Bond, Colo.	2 50 PM MST
		Red Canyon—Glenwood Canyon	
1 45 PM MST	1224	Lv Glenwood Springs, Colo.	1 15 PM MST
2 20 " "	1251	Lv Rifle, Colo.	12 40 " "
3 40 " "	1313	Ar Grand Junction, Colo.	11 25 AM " "
3 55 " "	1313	Lv Grand Junction, Colo.	11 10 " "
	1347	Ruby Canyon—Colo.—Utah State Line	
	1352	At Westwater, Utah—last glimpse of Colorado River.	
5 15 PM MST	1392	Lv Thompson.	9 45 AM MST
6 50 PM " "	1493	Lv Price.	8 15 AM " "
7 08 PM " "	1490	Lv Helper, Utah.	8 03 AM MST
	1515	Soldier Summit—Wasatch Range.	
9 05 PM MST	1565	Lv Provo, Utah.	6 00 AM MST
10 00 " "	1609	Ar SALT LAKE CITY, UTAH.	5 10 " "
Western Pacific Railroad			
10 15 PM MST	1609	Lv SALT LAKE CITY, UTAH.	4 50 AM MST
11 00 " PST	1731	Ar Wendover, Utah.	2 00 " PST
1 30 AM " "	1872	Ar Elko, Nev.	11 25 PM " "
3 40 " "	2005	Ar Winnemucca, Nev.	9 15 " "
5 08 " "	2099	Ar Gerlach, Nev.	7 50 " "
6 10 " "	2165	Ar Herlong, Calif.	6 45 " "
7 10 " "	2216	Ar Portola, Calif.	5 40 " "
		Feather River Canyon—116 miles through Sierra Nevada Range.	
8 20 AM PST	2256	Ar Keddie, Calif.	4 25 PM PST
10 45 " "	2332	Ar Oroville, Calif.	2 10 " "
11 10 " "	2358	Ar Marysville, Calif.	1 35 " "
11 55 " "	2398	Ar Sacramento, Calif.	12 55 " "
12 55 PM " "	2443	Ar Stockton, Calif.	11 55 AM " "
2 20 " "	2507	Ar Fremont.	10 35 " "
3 10 " "	2530	Ar Oakland, Calif. (3rd & Washington).	10 00 " "
		(Via Bus over San Francisco-Oakland Bay Bridge)	
4 00 PM PST	2537	Ar San Francisco, Calif. (44th St., Santa Fe Terminal)	9 15 AM " "

cst—Central Standard Time. pst—Pacific Standard Time. mst—Mountain Standard Time.

All space on the California Zephyr—both coach and Pullman—is reserved and specifically assigned in advance. Dome seats are not reserved. Checked baggage will be handled on the California Zephyr to or from Glenwood Springs and Grand Junction, Colorado, but not to or from other intermediate points between Denver and Salt Lake City.

California Zephyr Charge applies between D&RGW stations; between D&RGW stations and CB&Q and Western Pacific stations, as well as between WP stations.

ASPEN BRANCH—RAIL FREIGHT SERVICE ONLY

Glenwood-Aspen Stages

Rail Tickets Not Honored

Bus	Miles	STATIONS	Bus
* 2 15 PM	.0	Lv Glenwood Springs	* 12 05 PM
	12.9	Lv Carbondale	
3 20 PM	41.2	Ar Aspen	11 00 AM

*Daily.

MOFFAT TUNNEL ROUTE

DENVER, BOND (Orestod), DOTSERO, GLENWOOD SPRINGS, GRAND JUNCTION AND SALT LAKE CITY

READ DOWN	17 California Zephyr	Miles from Denver	STATIONS	18 California Zephyr	READ UP
	* 8 20 AM	.0	Lv DENVER, COLO.	* 6 55 PM	
		50.0	Lv East Portal (MOFFAT TUNNEL)		
		56.9	Lv Winter Park		
	10 50 AM	75.5	Lv Granby	4 25 PM	
		103.2	Lv Kremmling		
	12 15 PM	129.3	Ar BOND (Orestod)	2 50 PM	
		129.3	Lv BOND	2 50 PM	
		134.9	Lv Glen		
		144.6	Lv Burns		
		148.8	Lv Sylvan		
		166.8	Lv Dotsero		
		175.4	Lv Shoshone		
			(Glenwood Canyon)		
	1 45 PM	185.0	Lv GLENWOOD SPRINGS	1 15 PM	
		197.6	Lv New Castle		
		204.4	Lv Silt		
		211.5	Lv Rifle		
	2 20 PM	228.9	Lv Grand Valley	12 40 PM	
		241.5	Lv De Beque		
		261.9	Lv Palisade		
		267.4	Lv Clifton		
	3 40 PM	274.5	Ar GRAND JUNCTION	11 25 AM	
	3 55 PM	274.5	Lv GRAND JUNCTION	11 10 AM	
		285.4	Lv Fruita		
		290.5	Lv Loma		
		293.8	Lv Mack, Colo.		
		313.3	Lv Westwater, Utah		
		329.3	Lv Cisco		
	5 15 PM	353.0	Lv Thompson	9 45 AM	
	x 5 38 PM	380.1	Lv Green River	x 9 18 AM	
		406.3	Lv Woodside		
		428.1	Lv Mounds		
	6 50 PM	444.0	Lv Price	8 15 AM	
	7 08 PM	451.4	Lv HELPER	8 03 AM	
		455.2	Lv Castle Gate		
		469.4	Lv Colton		
		476.3	Lv Soldier Summit		
		485.9	Lv Gilluly		
		505.8	Lv Thistle		
		520.7	Lv Springville		
	9 05 PM	526.1	Lv PROVO	6 00 AM	
		532.1	Lv Geneva		
		538.6	Lv American Fork		
		541.9	Lv Lehi		
		554.1	Lv Riverton		
		559.4	Lv Midvale		
		563.3	Lv Murray		
		567.4	Lv Roper		
	10 00 PM	570.0	Ar SALT LAKE CITY, UTAH	* 5 10 AM	
		606.9	OGDEN, UTAH		

◆ D&RGW passenger trains originate and terminate at Salt Lake City. Tickets reading via D&RGW between Salt Lake City and Ogden will be honored on Union Pacific trains.

* Daily.

x Stops on flag to discharge revenue passengers, also to receive revenue passengers holding advance reservations made through Agent, Thompson, Price or Helper, Utah.

▲ No checked baggage handled at this station.

☞ Rail-Auto Service available at this point.

Nos. 17 and 18—THE CALIFORNIA ZEPHYR—Via Moffat Tunnel Route

(Stainless Steel—Streamlined—Diesel Power)

Between Chicago and San Francisco, via CB&Q-D&RGW-WP.

Vista Dome Observation Lounge-Standard Sleeper (1 DR., 3 Dbl. BR.) (CZ-10).

Standard Sleepers (6 Dbl. BR., 10 Roomettes) (CZ-16 and CZ-18) (2 Cars).

Standard Sleeper (6 Dbl. BR., 5 Compts.) (CZ-19).

Vista Dome Chair Cars (CZ-20 and CZ-21) (2 Cars).


Vista Dome Buffet-Lounge (Lounge for all passengers; Vista Dome for sleeping car passengers) (Buffet and sandwich service from 6:00 a.m. to 10:00 p.m.).

Diner (Service a la carte and table d'hote).

All space on the California Zephyr—both Coach and Pullman—is reserved and specifically assigned in advance. Dome seats are not reserved. Checked baggage will be handled on the California Zephyr to or from Glenwood Springs and Grand Junction, Colorado, but not to or from other intermediate points between Denver and Salt Lake City. California Zephyr Charge applies between D&RGW stations; between D&RGW stations and CB&Q and Western Pacific stations, as well as between WP stations.

turbulence

IS FOR THE BIRDS



The CZ is for people who like the smooth ride.



Going our way?

The Vista-Dome
California Zephyr

Chicago • Denver • Salt Lake City • Oakland • San Francisco
via Burlington, Rio Grande and Western Pacific Railroads

DISCOVER AMERICA
AT SCENIC LEVEL
BY RAIL

PERSONALIZED SERVICE

Rio Grande traffic representatives at the 36 offices listed in this folder are eager to be of service to you. Whatever your transportation problem, you'll find them friendly counselors.

RAIL AND SLEEPING CAR FARES

The fares shown below are those in effect November 1, 1968, and do not reflect any increase which may be authorized at a subsequent date. These fares are quoted as information only, and are subject to change.

	RAILROAD FARES				One-Way Sleeping Car Fares	
	In Coaches		In Sleeping Cars		Roomette	Seat Fare Day Travel
	One-way	6 Months Round-trip	One-way	6 Months Round-trip		
DENVER TO						
Glenwood Springs.....Colo.	\$ 7.21	\$ 13.00	\$ 9.16	\$ 16.50		\$ 1.90
Grand Junction.....Colo.	10.36	18.65	13.14	23.70		2.70
Provo.....Utah	19.15	34.50	24.35	43.85		
Salt Lake City.....Utah	20.69	37.25	26.29	47.35		5.30
San Francisco.....Calif.	47.91	87.50	60.84	102.75	\$24.75	
GLENWOOD SPRINGS TO						
Chicago.....Ill.	43.53	78.40	55.29	99.55	20.20	
Grand Junction.....Colo.	3.14	5.70	4.01	7.25		1.15
Omaha.....Neb.	26.07	46.95	33.09	59.60	14.40	
Provo.....Utah	11.97	21.55	15.23	27.45		3.30
Salt Lake City.....Utah	13.52	24.35	17.17	30.95		3.55
San Francisco.....Calif.	46.63	79.80	59.12	100.75	19.70	
GRAND JUNCTION TO						
Chicago.....Ill.	46.68	84.05	59.28	106.75	21.70	
Omaha.....Neb.	29.23	52.65	37.08	66.75	16.00	
Provo.....Utah	8.83	15.90	11.23	20.25		2.50
Salt Lake City.....Utah	10.39	18.75	13.18	23.75		2.95
San Francisco.....Calif.	43.49	74.10	55.13	93.50	19.20	
SALT LAKE CITY TO						
Chicago.....Ill.	52.45	94.45	66.58	119.85	23.25	
Omaha.....Neb.	36.25	65.25	45.99	82.80	18.65	

FARES FOR OTHER STANDARD SLEEPING CAR ACCOMMODATIONS

Based on charge for Roomette as shown in above table. Applies only between points where through Sleeping Car fares are published — not to combination Sleeping Car fares.

WHERE ROOMETTE FARE IS	Bedroom Fare Will Be	Bedroom-Suite Fare	Compartments Fare	Drawing Room Fare	Exclusive Space Occupancy by One Person: One and one-fourth railroad tickets must be purchased for exclusive use of drawing room; one adult rail ticket for compartment, bedroom, or roomette; two adult rail tickets for bedroom suite. (Night occupancy.)
14.40	24.50	44.95	26.50	36.25	
16.00	27.20	49.90	29.50	40.35	
18.65	31.20	57.45	33.85	46.45	
19.20	32.35	59.45	35.00	48.05	
19.70	33.00	60.80	35.75	49.15	
20.20	33.90	62.40	36.80	50.60	
21.70	36.25	66.85	39.25	54.00	
23.25	38.65	71.30	42.05	57.90	
24.75	41.05	75.70	44.50	61.35	

CALIFORNIA ZEPHYR CHARGE

In addition to rail and Sleeping Car charges, the following charge will apply, in each direction, for each Coach and Sleeping Car passenger:

Between Stations On	And Stations On	First-Class	Coach
D&RGW	CB&Q	\$10.00	\$5.00
D&RGW (Note 1)	WP	15.00	7.50
D&RGW (Note 1)	D&RGW	5.00	2.50

Note 1 — Does not apply for travel wholly within the State of Utah.