

## TRAFFIC REPRESENTATIVES

- ALAMOSA, COLO. 81101—Rio Grande Freight Depot—589-2530  
J. E. BERRY, General Agent
- ATLANTA, GA. 30303—1521 Healey Bldg.—57 Forsyth St. N. W.—Jackson 4-4831  
J. A. STAUFFER, General Agent
- BOISE, IDAHO 83705—1220 Vista Ave.—Phone 342-1722  
J. I. HOLLANDSWORTH, District Freight & Passenger Agent
- BOSTON, MASS. 02110—819 Chamber of Commerce Bldg.—80 Federal Street—426-4973  
P. P. MAGUIRE, General Agent
- CHICAGO, ILL. 60603—Suite 2124 Bankers Bldg. 105 West Adams St.—RAndolph 6-7445  
D. J. LEWIS, Traffic Manager  
T. D. ODWALT, General Agent
- CINCINNATI, OHIO 45202—1436 Enquirer Bldg. 617 Vine St.—721-3212  
W. P. MENARD, General Agent
- CLEVELAND, OHIO 44113—2306 Terminal Tower Bldg.—50 Public Square—241-7386  
W. M. DODDS, General Agent
- COLORADO SPRINGS, COLO. 80902—Rio Grande Passenger Depot—634-4857  
R. J. SCHNEIDER, General Agent
- CRAIG, COLO. 81625—Rio Grande Freight Depot—824-6546  
E. G. DEAKINS, District Freight & Passenger Agent
- DENVER, COLO. 80217—1536 - 13th Street—222-5533  
A. D. COX, Assistant Traffic Manager  
Rio Grande Bldg.—1531 Stout St.—222-5533  
H. E. CASH, Traffic Manager  
D. G. FRAZIER, District Passenger Agent
- DETROIT, MICH. 48202—5-157 General Motors Bldg.—3044 West Grand Blvd.—Trinity 5-3025  
G. L. NICOLIN, Traffic Manager  
E. H. NELSON, General Agent
- EUGENE, ORE. 97401—230 Ardel Offices 33 Tenth Avenue East—345-8535  
J. T. HULL, General Agent
- FRESNO, CALIF. 93721—207 T. W. Patterson Bldg.—2014 Tulare St.—266-0513  
J. G. FARRIS, General Agent
- GRAND JUNCTION, COLO. 81501—Rio Grande Depot—242-5428  
J. L. WELLS, General Agent
- HOUSTON, TEXAS 77006—3311 Richmond Ave.—Room 316—Jackson 8-0992  
T. L. RUDMANN, General Agent
- JACKSONVILLE, FLA. 32202—1105 Coast Line Bldg. 500 Water Street—355-2754  
A. L. BURSON, General Agent
- KANSAS CITY, MO. 64105—836-39 Board of Trade Bldg.—127 West Tenth St.—Victor 2-5520  
J. W. SAMPLE, General Agent
- LOS ANGELES, CALIF. 90014—421 Pacific Electric Bldg.—610 So. Main St.—629-2316  
E. D. BURKE, General Agent
- MEDFORD, ORE. 97501—204 Executive Bldg.—216 East Main St.—772-5243  
H. W. VORPAHL, General Agent
- MINNEAPOLIS, MINN. 55402—2030 Rand Tower, 527 Marquette Ave.—333-7888  
M. L. COLBY, General Agent
- NEW YORK, N. Y. 10036—500 Fifth Ave., Room 220—CHickering 4-7515  
A. C. DICK, Eastern Traffic Manager  
C. J. DOBOL, General Agent
- OAKLAND, CALIF. 94612—209-210 Central Bldg.—14th & Broadway—451-4925  
M. E. CHASE, General Agent
- OGDEN, UTAH 84401—Rio Grande Freight Depot 130 24th Street—393-3325  
W. C. CRAIG, General Agent
- OMAHA, NEB. 68102—515 Grain Exch. Bldg., 19th & Harney—342-5100  
K. N. HAHNE, General Agent
- PHILADELPHIA, PA. 19107—1535 Phila. Saving Fund Bldg.—12 South Twelfth St.—WAlnut 2-2323 & WAlnut 2-6592  
J. T. QUINN, General Agent
- PITTSBURGH, PA. 15222—1516 Oliver Bldg. Mellon Square—281-4242  
E. K. YAEGGER, Assistant Traffic Manager
- PORTLAND, ORE. 97204—417 Pacific Bldg. 520 S. W. Yamhill St.—223-6104  
F. D. LUCAS, Traffic Manager
- PROVO, UTAH 84601—Rio Grande Freight Depot 6th South and 3rd West—373-6900  
S. D. BURNSIDE, General Agent
- PUEBLO, COLO. 81003—Room 12, Union Depot—542-2374  
C. M. WILDT, Assistant Traffic Manager
- RENO, NEV. 89505—P. O. Box 2451—322-1373  
J. W. BARGE, General Agent
- SACRAMENTO, CALIF. 95821—39 Centre Office Bldg.—3382 El Camino Ave.—483-7383  
R. E. PORT, General Agent
- ST. LOUIS, MO. 63144—Suite 301, 2510 So. Brentwood Blvd.—962-4696  
H. N. WEISENSTEIN, Traffic Manager  
J. M. SINCLAIR, General Agent
- SALT LAKE CITY, UTAH 84111—Hotel Utah South Temple & Main—486-7696  
C. PEARSON, Traffic Manager  
D. P. HEINER, General Agent
- SAN FRANCISCO, CALIF. 94105—291 Monadnock Bldg.—681 Market St.—421-2688  
J. K. SPEIGHT, Western Traffic Manager  
J. J. MARTIN, Traffic Manager  
R. G. DeGUIRE, District Passenger Agent
- SAN JOSE, CALIF. 95125—Suite 211, San Jose Commercial Center—1261 Lincoln Ave.—293-6508  
A. F. HOLMAN, General Agent
- SANTA ROSA, CALIF. 95405—2714 Spring Creek Dr. P. O. Box 2025—542-7312  
J. McMILLEN, General Agent
- SEATTLE, WASH. 98101—503 White-Henry-Stuart Bldg.—4th & University—Main 3-8482  
R. A. HANSEN, General Agent
- STOCKTON, CALIF. 95202—309 Wells Fargo Bank Bldg.—22 North San Joaquin St.—465-2072  
M. W. WELDON, General Agent
- WASHINGTON, D. C. 20005—311 Madison Bldg., 1155 - 15th Street, N.W. 296-6326  
J. L. HENNING, General Agent

If you would like further information regarding our passenger services, or to receive future issues of this time table, please write to

**H. F. ENO, Passenger Traffic Manager, Denver & Rio Grande Western Railroad,**  
Room 101 Rio Grande Bldg., 1531 Stout St., Denver, Colo. 80217

C. J. HARBEKE, Vice President—Traffic  
C. R. LENNIG, Assistant Vice-President—Traffic  
W. G. LUEBKE, Manager T.O.F.C. and Special Equipment  
J. D. KEY, General Traffic Manager  
G. F. FITZ-WILLIAM, General Freight Traffic Manager—Rates & Divisions



Rio Grande Building  
1531 Stout Street  
Denver, Colorado

ISSUED MAY 15, 1966

# Rio Grande

## TIME TABLES

MOFFAT TUNNEL ROUTE • ROYAL GORGE ROUTE



California Zephyr—Glenwood Canyon, Colorado River

**DENVER & RIO GRANDE WESTERN RAILROAD**

MAIN LINE THRU THE ROCKIES



# CALIFORNIA ZEPHYR

BETWEEN  
CHICAGO • DENVER  
SALT LAKE CITY • SAN FRANCISCO

READ DOWN		(See Page 8 for Equipment)	READ UP	
No. 17 Daily	Miles From Chicago	STATIONS Burlington Route	No. 18 Daily	
3 10 PM CST	0	Lv CHICAGO, ILL. ( <i>Union Station</i> )	Ar 2 10 PM CST	
5 32 " "	162	Lv Galesburg, Ill.	Ar 11 34 AM " "	
6 10 " "	205	Cross Mississippi River	Ar 10 49 " "	
6 18 " "	206	Lv Burlington, Ia.	Ar 10 46 " "	
7 31 " "	280	Lv Ottumwa, Ia.	Ar 9 31 " "	
9 11 " "	393	Lv Creston, Ia.	Ar 7 52 " "	
10 37 " "	480	Cross Missouri River	Ar 6 44 " "	
10 55 " "	501	Ar Omaha, Nebr.	Lv 6 09 " "	
11 15 " "	501	Lv Omaha, Nebr.	Ar 5 49 " "	
12 30 AM "	556	Lv Lincoln, Nebr.	Ar 4 39 " "	
2 18 " "	653	Lv Hastings, Nebr.	Lv 2 59 " "	
3 45 " MST	784	Lv McCook, Nebr.	Lv 12 37 " "	
8 20 " "	1039	Ar DENVER, COLO.	Lv 7 35 PM MST	
<b>Denver &amp; Rio Grande Western R. R.</b>				
8 40 AM MST	1039	Lv DENVER, COLO.	Ar 7 10 PM MST	
	1089	Moffat Tunnel—6.2 miles—Continental Divide.		
11 00 AM MST	1114	Lv Granby, Colo.	Ar 4 40 PM MST	
From Granby parallel the Colorado River for 235 miles.				
		Byers Canyon—Gore Canyon		
12 25 PM MST	1168	Lv Bond, Colo.	Ar 3 10 PM MST	
Red Canyon—Glenwood Canyon				
2 05 PM MST	1224	Lv Glenwood Springs, Colo.	Lv 1 38 PM MST	
k 2 35 " "	1251	Lv Rifle, Colo.	d 1 05 " "	
3 50 " "	1313	Ar Grand Junction, Colo.	Lv 11 53 AM "	
4 00 " "	1313	Lv Grand Junction, Colo.	Ar 11 43 " "	
Ruby Canyon—Colo.-Utah State Line				
	1347	At Westwater, Utah—last glimpse of Colorado River.		
k 6 20 PM MST	1392	Lv Thompson, Utah	d 10 20 AM MST	
7 08 PM MST	1490	Lv Helper, Utah	Ar 8 38 AM MST	
	1515	Soldier Summit—Wasatch Range.		
9 05 PM MST	1565	Lv Provo, Utah	Lv 6 35 AM MST	
10 00 " "	1609	Ar SALT LAKE CITY, UTAH	Lv 5 45 " "	
Western Pacific Railroad				
10 15 PM MST	1609	Lv SALT LAKE CITY, UTAH	Ar 5 25 AM MST	
10 59 " PST	1731	Ar Wendover, Utah	Lv 2 35 " PST	
1 25 AM "	1872	Ar Elko, Nev.	Lv 12 10 " "	
3 37 " "	2005	Ar Winnemucca, Nev.	Lv 10 00 PM "	
5 08 " "	2099	Ar Gerlach, Nev.	Lv 8 35 " "	
6 10 " "	2165	Ar Herlong, Calif.	Lv 7 30 " "	
7 05 " "	2216	Ar Portola, Calif.	Lv 6 25 " "	
Feather River Canyon—116 miles through Sierra Nevada Range.				
8 20 AM PST	2256	Ar Keddie, Calif.	Lv 5 10 PM PST	
10 45 " "	2332	Ar Oroville, Calif.	Lv 2 50 " "	
11 24 " "	2358	Ar Marysville, Calif.	Lv 2 18 " "	
12 10 PM "	2398	Ar Sacramento, Calif.	Lv 1 35 " "	
1 07 " "	2443	Ar Stockton, Calif.	Lv 12 40 " "	
3 10 " "	2530	Ar Oakland, Calif. ( <i>3rd &amp; Washington</i> )	Lv 10 45 AM "	
<i>(Via Bus over San Francisco-Oakland Bay Bridge)</i>				
4 00 PM PST	2537	Ar San Francisco, Calif.	Lv 10 00 AM "	
<i>(44-Ath St., Santa Fe Terminal)</i>				

- c Stops on flag to receive revenue passengers for Salt Lake City or beyond, and discharge revenue passengers from Lincoln or beyond.
  - d Stops on flag to receive revenue passengers for Denver or beyond, and discharge revenue passengers from Salt Lake City or beyond.
  - e Stops on flag to receive revenue passengers for Lincoln or beyond, and discharge revenue passengers from Salt Lake City or beyond.
  - k Stops on flag to receive revenue passengers for Salt Lake City or beyond, and discharge revenue passengers from Denver or beyond.
- MST—Mountain Standard Time. PST—Pacific Standard Time.

All space on the California Zephyr—both coach and Pullman—is reserved and specifically assigned in advance. Dome seats are not reserved. Checked baggage will be handled on the California Zephyr to or from Glenwood Springs and Grand Junction, Colorado, but not to or from other intermediate points between Denver and Salt Lake City.

Coach seat reservation charge applies between D&RGW stations and Western Pacific stations, but not locally on D&RGW or CB&Q, or between D&RGW stations and CB&Q stations.

## PERSONALIZED SERVICE

Rio Grande traffic representatives at the 39 offices listed in this folder are eager to be of service to you. Whatever your transportation problem, you'll find them friendly counselors.

# DENVER ZEPHYR

BETWEEN  
COLORADO SPRINGS • DENVER • OMAHA • CHICAGO

READ DOWN		(See Page 8 for Equipment)	READ UP	
No. 2 Daily	Miles from Colo. Spgs.	Denver & Rio Grande Western Railroad	No. 1 Daily	
1 10 PM MST	0	Lv Colorado Springs, Colo.	Ar 10 40 AM MST	
3 00 " "	75	Ar Denver, Colo.	Ar 9 00 " "	
<b>Burlington Route</b>				
No. 10			No. 1	
4 00 PM MST	75	Lv Denver, Colo.	Ar 8 35 AM MST	
7 31 " "	330	Ar McCook, Nebr.	Lv 4 52 " "	
8 34 " CST	330	Lv McCook, Nebr.	Ar 5 49 " CST	
11 59 PM " "	558	Ar Lincoln, Nebr.	Lv 2 21 " "	
1 06 AM " "	613	Ar Omaha, Nebr.	Lv 1 14 " "	
5 58 " "	908	Ar Burlington, Iowa	Ar 8 27 PM " "	
9 30 " "	1114	Ar Chicago, Ill.	Lv 5 00 " "	

MST—Mountain Standard Time. CST—Central Standard Time.


## HOW TO CROSS THE ROCKIES AND NEVER FASTEN A SEAT BELT!

Take the CALIFORNIA ZEPHYR! Nothing is more wonderfully relaxing than a summer-time scenic cruise between Chicago and San Francisco on the train with the Vista-Domes. Only the California Zephyr schedules all the spectacular parts of your trip during daylight hours—the splendor of the Colorado Rockies and the rugged beauty of California's Feather River Canyon in the High Sierra. Whether you travel in a private Pullman room or deep-cushioned Chair Coach seat, you can stretch your legs with no seat belt to unfasten. In the Dining Car—superb food, graciously served, reasonably priced. In the Cable Car Room—inexpensive snacks and drinks.

For reservations and information call or see your

**TRAVEL AGENT**  
or  
**RAILROAD TICKET AGENT**

## Enjoy a delicious "Dinner in the Diner" on THE PROSPECTOR



Dine in leisurely comfort—at a real table, with clean linen, real china, gleaming silverware. Choose a complete meal from The Prospector's justly-famous menu—soup, salad, entree, beverage, dessert—the whole works. Or, if you prefer, just a sandwich and coffee.

Overnight, Every Night, between Denver and Salt Lake City



## MOFFAT TUNNEL ROUTE

**DENVER, BOND (Orestod), DOTSERO, GLENWOOD SPRINGS,  
GRAND JUNCTION AND SALT LAKE CITY**  
(See Page 8 for Equipment)

READ DOWN			Issued May 15, 1966		READ UP		
7 The Prospector	17 California Zephyr	Miles from Denver	STATIONS	18 California Zephyr	8 The Prospector		
MOUNTAIN STANDARD TIME							
* 5 30 PM	* 8 40 AM	.0 LV	<b>DENVER, COLO.</b> .....	AR * 7 10 PM	* 7 50 AM		
		50.0 LV	East Portal.				
			(MOFFAT TUNNEL)				
f 7 20 PM		56.9 LV	Winter Park.....	▲	j 5 45 AM		
f 7 55 PM	c 11 00 AM	75.5 LV	Granby.....	▲	e 4 40 PM		
8 35 PM		103.2 LV	Kremmling.....	▲			
9 35 PM	12 25 PM	129.3 AR	<b>BOND</b>	LV 3 10 PM	3 30 AM		
			(Orestod)				
9 35 PM	12 25 PM	129.3 LV	<b>BOND</b>	AR 3 10 PM	3 30 AM		
		134.9 LV	Glen.....				
f 9 55 PM		144.6 LV	Burns.....	▲			
		148.8 LV	Sylvan.....	▲			
		166.8 LV	Dotsero.....	▲			
		175.4 LV	Shoshone.....	▲			
			(Glenwood Canyon)				
11 15 PM	2 05 PM	185.0 LV	<b>GLENWOOD SPRINGS</b>	LV 1 38 PM	2 00 AM		
		197.6 LV	New Castle.....	▲			
		204.4 LV	Silt.....	▲			
11 50 PM	k 2 35 PM	211.5 LV	Rifle.....	LV d 1 05 PM	1 25 AM		
		228.9 LV	Grand Valley.....	▲			
		241.5 LV	De Beque.....	▲			
		261.9 LV	Palisade.....	▲			
		267.4 LV	Clifton.....	▲			
1 05 AM	3 50 PM	274.5 AR	<b>GRAND JUNCTION</b>	LV 11 53 AM	12 05 AM		
1 25 AM	4 00 PM	274.5 LV	<b>GRAND JUNCTION</b>	AR 11 43 AM	11 45 PM		
		285.4 LV	Fruita.....	▲			
		290.5 LV	Loma.....	▲			
		293.8 LV	Mack, Colo.....	▲			
		313.3 LV	Westwater, Utah.....	▲			
		329.3 LV	Cisco.....	▲			
2 50 AM	k 5 20 PM	353.0 LV	Thompson.....	LV d 10 20 AM	10 20 PM		
3 20 AM		380.1 LV	Green River.....	LV	9 45 PM		
		406.3 LV	Woodside.....	▲			
		428.1 LV	Mounds.....	▲			
4 40 AM		444.0 LV	Price.....	▲			
5 00 AM	7 08 PM	451.4 LV	<b>HELPER</b>	LV 8 38 AM	8 35 PM		
		455.2 LV	Castle Gate.....	▲			
		469.4 LV	Colton.....	▲			
		476.3 LV	Soldier Summit.....	▲			
		485.9 LV	Gilluly.....	▲			
6 35 AM		505.8 LV	Thistle.....	▲			
f 6 50 AM		520.7 LV	Springville.....	LV f 6 35 PM	6 16 PM		
7 05 AM	9 05 PM	526.1 LV	<b>PROVO</b>	LV f 6 10 PM	6 10 PM		
		532.1 LV	Geneva.....	▲			
		538.6 LV	American Fork.....	▲			
		541.9 LV	Lehi.....	▲			
		554.1 LV	Riverton.....	▲			
		559.4 LV	Midvale.....	▲			
		563.3 LV	Murray.....	▲			
		567.4 LV	Roper.....	▲			
8 00 AM	10 00 PM	570.0 AR	<b>SALT LAKE CITY, UTAH</b>	LV * 5 45 AM	* 5 15 PM		
		606.9	<b>OGDEN, UTAH</b> .....	▲			

♦ D&RGW passenger trains originate and terminate at Salt Lake City. Tickets reading via D&RGW between Salt Lake City and Ogden will be honored on Union Pacific trains.

### REFERENCE NOTES

- \* Daily.
- c Stops on flag to receive revenue passengers for Salt Lake City or beyond, and discharge revenue passengers from Lincoln or beyond.
- d Stops on flag to receive revenue passengers for Denver or beyond, and discharge revenue passengers from Salt Lake or beyond.
- e Stops on flag to receive revenue passengers for Lincoln or beyond, and discharge revenue passengers from Salt Lake City or beyond.
- f Flag stop.
- j Stops on flag to pick up pay passengers for Denver, Colorado Springs, Pueblo or beyond.
- k Stops on flag to receive revenue passengers for Salt Lake City or beyond, and discharge revenue passengers from Denver or beyond.
- x Stops to discharge pay passengers from Denver, Colorado Springs and Pueblo.
- ▲ No checked baggage handled at this station.
- RA Rail-Auto Service available at this point.

## ROYAL GORGE ROUTE

**DENVER, COLORADO SPRINGS, PUEBLO, CANON CITY  
AND SALIDA**

(See Page 8 for Equipment)

READ DOWN			Issued May 15, 1966		READ UP		
1 The Royal Gorge	Miles from Denver	2 The Royal Gorge	STATIONS	2 The Royal Gorge			
MOUNTAIN STANDARD TIME							
* 9 00 AM	.0	LV	<b>DENVER, COLO.</b> .....	AR * 3 00 PM			
	10.3	LV	Littleton.....	LV f 2 36 PM			
	20.7	LV	Louviers (Gann).....	▲			
f 9 36 AM	24.5	LV	Sedalia.....	LV f 2 19 PM			
	32.5	LV	Castle Rock.....	LV f 2 10 PM			
f 9 58 AM	43.0	LV	Larkspur.....	LV f 1 58 PM			
f 10 04 AM	46.9	LV	Greenland.....	▲			
f 10 12 AM	51.9	LV	Palmer Lake.....	LV f 1 47 PM			
f 10 17 AM	55.9	LV	Monument.....	LV f 1 38 PM			
	61.9	LV	Academy (U.S. Air Force).....	▲			
* 10 40 AM	74.9	AR	<b>COLORADO SPRINGS (Pikes Peak)</b>	LV * 1 10 PM			
* 10 50 AM	74.9	AR	<b>COLORADO SPRINGS</b>	AR * 1 10 PM			
f 11 08 AM	87.9	LV	Mountain.....	LV f 12 42 PM			
11 50 AM	119.4	AR	<b>PUEBLO</b>	LV f 12 05 PM			
12 15 PM	119.4	AR	<b>PUEBLO</b>	AR 11 45 AM			
	134.6	LV	Swallows.....	▲			
	139.6	LV	Hobson.....	▲			
f 12 52 PM	145.8	LV	Portland.....	LV f 11 01 AM			
1 02 PM	151.9	LV	Florence.....	LV f 10 53 AM			
1 23 PM	160.0	LV	<b>CANON CITY</b>	LV f 10 40 AM			
1 36 PM	166.2	AR	Hanging Bridge (ROYAL GORGE)	LV f 10 27 AM			
	166.2	AR	Hanging Bridge.....	▲			
1 46 PM	171.2	LV	Parkdale.....	LV 10 17 AM			
f 1 57 PM	184.1	LV	Texas Creek.....	LV f 10 05 AM			
2 20 PM	191.7	LV	Cotopaxi.....	LV 9 45 AM			
f 2 34 PM	215.1	AR	<b>SALIDA</b>	LV 9 34 AM			
3 15 PM	215.1	AR	<b>SALIDA</b>	LV 9 00 AM			
	215.1	LV	Brown Canon.....	▲			
	222.2	LV	Nathrop.....	▲			
	232.8	LV	Buena Vista.....	▲			
	240.3	LV	Yale.....	▲			
	257.3	LV	Malta.....	▲			
	271.0	LV	(Leadville)	▲			
	281.0	LV	Tennessee Pass.....	▲			
	288.7	LV	Pando.....	▲			
	293.9	LV	Red Cliff.....	▲			
	302.0	LV	Eagle River Canyon.....	▲			
	308.0	LV	Minturn.....	▲			
	319.1	LV	Avon.....	▲			
	329.0	LV	Wolcott.....	▲			
	329.0	LV	Eagle.....	▲			
	335.8	LV	Gypsum.....	▲			
	341.9	LV	Dotsero.....	▲			


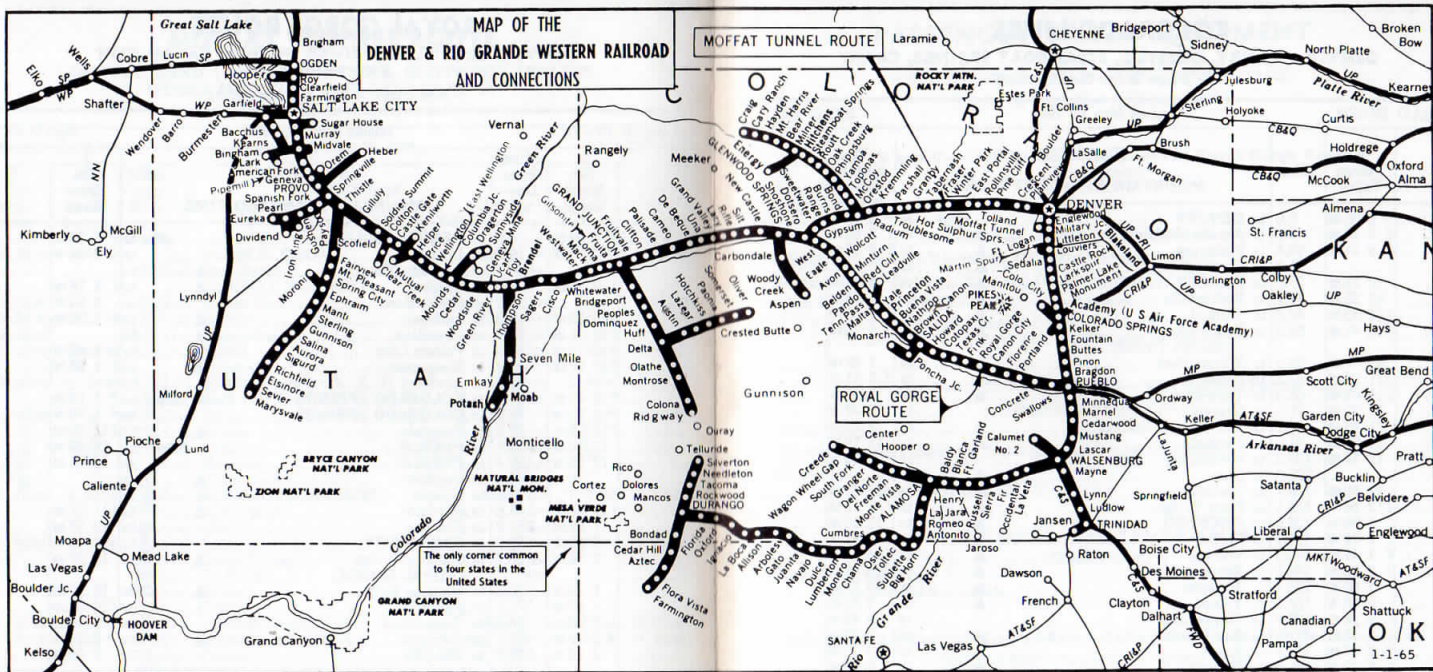
\*AT COLORADO SPRINGS, SOUTHBOUND TRAINS USE D.&R.G.W. STATION;  
NORTHBOUND TRAINS USE A.T.&S.F. STATION

## DAYLIGHT SAVING TIME EFFECTIVE IN COLORADO

The State of Colorado has adopted Daylight Saving Time, commencing Sunday, April 24, 1966 continuing until Sunday, October 30, 1966.

Denver & Rio Grande Western Railroad trains will operate on MOUNTAIN STANDARD TIME, except THE SILVERTON, between Durango and Silverton, which will operate on Daylight Saving Time.





**rail travel card**  
Series 2

NO. A 14147-123

SUBSCRIBER XYZ Corp.

CARD HOLDER John Doe

SIGNATURE *John Doe*

## Nation-wide "Charge-it" Service—without deposit!

### Honored by 50 Railroads

You're recognized as an old friend... when you use the "charge-it" service of your Rail Travel Card. Costs you nothing... saves time and trouble.

### NO DEPOSIT REQUIRED!

H. F. Eno, Passenger Traffic Manager  
Denver & Rio Grande Western Railroad  
Room 101, Rio Grande Bldg., Dept. TT  
1531 Stout Street, Denver, Colorado 80217



### BAGGAGE ALLOWANCE

Each adult ticket entitles you to check as much as 150 pounds (up to \$100 value). On Family Plan tickets up to 300 pounds (not exceeding \$200.00 in value) is allowed regardless of number of persons for which ticket is issued. A charge of 25 cents is made per hand bag, 50 cents per trunk.

### FAMILY FARE PLAN

#### Here's how it works:

On one-way trips, one parent pays full fare (either coach or Pullman); other parent and all children from ages 12 through 21 pay **one-half** regular fare; children 5 through 11 pay **one-fourth** fare; children under five ride free.

On round trips, one parent pays the full round trip fare; other parent and children 12 through 21 pay the usual **one-way** fare; children 5 through 11 pay **half** the usual one-way fare; children under five ride free.

These family fares are good on all Rio Grande trains except The Silverton. The above family plan applies for local tickets on the Rio Grande. For other family plan arrangements, consult Ticket Agent.



### RAIL-AUTO TRAVEL PLAN

(Hertz and Avis)

Here's the way to go places. Stretch out, get comfortable on a fast train. Arrive refreshed. Then, step into a clean, dependable new rental car.

That's traveling! Easy traveling, too.

Your ticket agent will reserve your car when you buy your ticket. No charge. Low rates (extra low by the week) cover all gasoline, oil and proper insurance.





## COLORADO LINES

**DENVER, GRANBY, ORESTOD, STEAMBOAT SPRINGS, CRAIG**

(See Page 8 for Equipment)

READ DOWN		Issued May 15, 1966		READ UP	
	9 Yampa Valley	Miles	STATIONS	10 Yampa Valley	
MOUNTAIN STANDARD TIME					
	* 9 05 AM	0.0	Lv DENVER	Ar	* 3 20 PM
	f 9 17 AM	7.1	Lv Arvada (Ralston)	Lv	f 3 03 PM
	f 9 44 AM	24.4	Lv Plainview	Lv	f 2 29 PM
		31.3	Lv Crescent	Lv	
	10 16 AM	37.0	Lv Pine Cliff	Lv	1 57 PM
	10 25 AM	41.7	Lv Rollinsville	Lv	1 49 PM
	f 10 33 AM	46.8	Lv Tolland	Lv	f 1 40 PM
	f 10 41 AM	50.0	Lv East Portal (Moffat Tunnel)	Lv	f 1 35 PM
	10 52 AM	56.9	Lv Winter Park	Lv	1 22 PM
	f 11 04 AM	62.1	Lv Fraser	Lv	f 1 11 PM
	f 11 08 AM	65.9	Lv Tabernash	Lv	f 1 05 PM
	11 30 AM	75.5	Lv Granby	Lv	12 49 PM
	11 45 AM	86.7	Lv Hot Sulphur Springs	Lv	12 32 PM
	11 55 AM	91.0	Lv Marshall	Lv	12 10 PM
	12 14 PM	103.2	Lv Kremmling	Lv	12 05 PM
		105.8	Lv Gore	Lv	
	12 40 PM	116.1	Lv Radium	Lv	11 33 AM
	f 12 58 PM	126.1	Lv State Bridge	Lv	f 11 12 AM
	1 05 PM	128.5	Lv ORESTOD	Lv	11 10 AM
	f 1 19 PM	134.1	Lv McCoy	Lv	f 10 47 AM
	f 1 41 PM	142.5	Lv Volcano	Lv	f 10 24 AM
	f 2 00 PM	149.9	Lv Egeria	Lv	f 10 06 AM
	2 05 PM	153.1	Lv Toponas	Lv	10 02 AM
	2 18 PM	161.6	Lv Yampa	Lv	9 51 AM
	2 28 PM	167.7	Lv Phippsburg	Lv	9 42 AM
	2 35 PM	171.2	Lv Oak Creek	Lv	9 35 AM
	f 2 39 PM	173.6	Lv Routt	Lv	f 9 29 AM
	f 2 42 PM	175.0	Lv Haybro	Lv	f 9 26 AM
	f 2 56 PM	190.9	Lv Steamboat Springs	Lv	f 9 12 AM
	3 13 PM	197.5	Lv Brookston	Lv	8 59 AM
	3 27 PM	200.9	Lv Milner	Lv	8 46 AM
		206.3	Lv Bear River	Lv	
	f 3 38 PM	207.7	Lv Mt. Harris	Lv	f 8 37 AM
	3 50 PM	215.8	Lv HAYDEN	Lv	8 27 AM
		219.2	Lv Cary Ranch	Lv	
	4 20 PM	231.4	Ar CRAIG	Lv	* 8 05 AM

\* Daily.  
f Flag stop.

Rail-Auto Service available at this point.

## DURANGO AND SILVERTON (Narrow Gauge)

SUMMER SERVICE ONLY: Daily June 1 to October 2, inclusive, 1966.

(DAYLIGHT SAVING TIME)

READ DOWN		STATIONS		READ UP	
	461	Miles	(See Page 8 for Equipment)		462
	8 30 AM	0.0	Lv DURANGO	Ar	5 15 PM
			Canon of the Rio de Las Animas		
	12 01 PM	45.2	Ar SILVERTON	Lv	1 50 PM

During periods of peak passenger demand, a second section will operate on a schedule ONE HOUR LATER, leaving Durango at 9:30 a.m., arriving Silverton 1:01 p.m., Daylight Saving Time, etc.

Unless you have obtained tickets in advance, arrive at the Durango depot in plenty of time to pick up reservations and tickets—no later than 8:00 a.m. for first train, no later than 9:00 a.m. for second section when operated. Will-call tickets not picked up by these times will be released for sale.

### ASPEN BRANCH—RAIL FREIGHT SERVICE ONLY

Glenwood-Aspen Stages

Rail Tickets Not Honored

Bus		STATIONS		Bus	
	Bus	Miles	MOUNTAIN STANDARD TIME		Bus
Ⓐ 8 45 AM	Ⓐ 2 20 PM	0.0	Lv Glenwood Springs	Ⓑ 12 35 PM	Ⓐ 5 15 PM
9 00 AM		12.9	Lv Carbondale	Lv 12 10 PM	
10 00 AM	3 25 PM	41.2	Ar Aspen	Lv 11 35 AM	4 15 PM

Ⓐ Daily June 15 to September 15, inclusive, 1966

Ⓑ Daily except Mondays and Tuesdays May 15 to May 31, inclusive, 1966; Daily June 1 to September 30, inclusive, 1966.

## PASSENGER TRAIN EQUIPMENT

(All Equipment Is Air Conditioned  
Except on the Silverton)

**Nos. 1 and 2—THE ROYAL GORGE—Via Royal Gorge Route**  
(Diesel Power)

Chair Car  
Between Denver and Salida.

*Denver Zephyr Connection*

Standard Sleeper (10 Roomettes, 6 Double Bedrooms) (DZ-10).

Slumber Coach (24 Single Rooms, 8 Double Rooms) (SC-12).

Vista Dome Chair Car (DZ-14) (All seats reserved).

Between Chicago and Colorado Springs.

(In C.B.&Q. Denver Zephyr, Nos. 1 and 10 east of Denver).

**Nos. 7 and 8—THE PROSPECTOR—Via Moffat Tunnel Route**  
(Streamlined-Diesel Power)

Diner-Lounge.

Standard Sleepers (Sections, Roomettes and Double Bedrooms).

Chair Car.

Between Denver and Salt Lake City.

**Nos. 9 and 10—THE YAMPA VALLEY**  
(Diesel Power)

Vista Dome Chair Car.

Between Denver and Craig.

**Nos. 17 and 18—THE CALIFORNIA ZEPHYR—Via Moffat Tunnel Route**  
(Stainless Steel—Streamlined—Diesel Power)

Vista Dome Observation Lounge-Standard Sleeper (1 DR., 3 Dbl. BR.) (CZ-10).

Standard Sleeper (4 Dbl. BR., 12 Duplex Single Rooms) (CZ-14) (Summer Season only).

Standard Sleeper (6 Dbl. BR., 10 Roomettes) (CZ-15).

Standard Sleepers (6 Dbl. BR., 10 Roomettes) (CZ-16 and CZ-18) (2 Cars).

Standard Sleeper (6 Dbl. BR., 5 Compts.) (CZ-19).

Vista Dome Chair Cars (CZ-20, CZ-21 and CZ-22) (3 Cars).

Chair Car (CZ-23) (Summer Season only).

Vista Dome Buffet-Lounge (Lounge for all passengers: Vista Dome for sleeping car passengers) (Buffet and sandwich service from 6:00 a.m. to 10:00 p.m.).

Diner (Service a la carte and table d'hote).

Between Chicago and San Francisco, via CB&Q-D&RGW-WP.

All space on the California Zephyr—both coach and Pullman—is reserved and specifically assigned in advance. Dome seats are not reserved. Checked baggage will be handled on the California Zephyr to or from Glenwood Springs and Grand Junction, Colorado, but not to or from other intermediate points between Denver and Salt Lake City. Coach seat reservation charge applies between D&RGW stations and Western Pacific stations, but not locally on D&RGW or CB&Q, or between D&RGW stations and CB&Q stations.

**Nos. 461 and 492—THE SILVERTON**  
(Daily June 1 to October 2, inclusive, 1966)  
Operates on Daylight Saving Time

Coaches

Between Durango and Silverton. (All space reserved).

## Looking for an Industrial Site?

If your company is looking for a plant site, branch office, distribution or collection point in the Colorado-Utah business belt, you need a capable local contact, and are invited to call on Rio Grande. We'll be delighted to arrange a site-investigation tour. There is no obligation and all inquiries will be held in strict confidence.

Address inquiries to:

**R. C. Cavness,  
Director of Industrial Development,  
Rio Grande Building, P. O. Box 5482,  
Denver, Colorado 80217**



## RAIL AND PULLMAN FARES

The fares shown below are those in effect May 15, 1966, and do not reflect any increase which may be authorized at a subsequent date. These fares are quoted as information only, and are subject to change.

	RAILROAD FARES				One-Way Pullman Fares	
	In Coaches		In Pullmans		Standard Car	
	One-way	6 Months Round-trip	One-way	6 Months Round-trip	Lower Berth	Seat Fare Day Travel
<b>COLORADO SPRINGS TO</b>						
Chicago..... Ill.	\$31.46	\$56.65	\$39.95	\$71.95	\$12.25	
Glenwood Springs..... Colo.	8.52	15.35	10.82	19.50		
Grand Junction..... Colo.	11.22	20.20	14.27	25.70		
Kansas City..... Mo.	19.43	35.00	24.65	44.40	7.55	
Los Angeles..... Calif.	41.48	75.75	52.68	88.95	17.70	
New York (1)..... N. Y.	73.62	128.37	107.33	200.05	24.02	
Provo..... Utah	17.92	32.30	22.76	41.00		
St. Louis..... Mo.	28.78	51.85	36.49	65.70	11.45	
Salt Lake City..... Utah	17.92	32.30	22.76	41.00	8.70	
San Francisco..... Calif.	41.48	75.75	52.68	88.95	17.70	
<b>DENVER TO</b>						
Chicago..... Ill.	31.46	56.65	39.95	71.95	12.25	
Colorado Springs..... Colo.	2.27	4.10	2.90	5.25		1.15
Glenwood Springs..... Colo.	6.23	11.25	7.92	14.30	5.80	1.90
Grand Junction..... Colo.	8.96	16.15	11.37	20.50	5.80	2.70
Kansas City..... Mo.	19.43	35.00	24.65	44.40	7.55	
Los Angeles..... Calif.	41.48	75.75	52.68	88.95	17.70	
Provo..... Utah	16.58	29.85	21.08	37.95		
Pueblo..... Colo.	3.66	6.60	4.63	8.35		
St. Louis..... Mo.	28.78	51.85	36.49	65.70	11.45	
Salt Lake City..... Utah	17.92	32.30	22.76	41.00	8.70	5.30
San Francisco..... Calif.	41.48	75.75	52.68	88.95	17.70	
<b>GLENWOOD SPRINGS TO</b>						
Chicago..... Ill.	37.69	67.85	47.87	86.20	14.50	
Grand Junction..... Colo.	2.72	4.90	3.47	6.25		1.15
Kansas City..... Mo.	25.66	46.20	32.57	58.65	10.20	
Los Angeles..... Calif.	35.93	65.85	45.43	82.80	14.05	
New York (1)..... N. Y.	79.86	139.62	115.25	214.35	26.27	
Omaha..... Neb.	22.57	40.65	28.65	51.60	10.20	
Provo..... Utah	10.36	18.65	13.18	23.75	5.80	3.30
St. Louis..... Mo.	35.01	63.05	44.41	79.95	13.75	
Salt Lake City..... Utah	11.71	21.10	14.87	26.80	5.80	3.55
San Francisco..... Calif.	40.37	69.05	51.18	87.20	14.05	
<b>GRAND JUNCTION TO</b>						
Chicago..... Ill.	40.42	72.80	51.32	92.40	15.50	
Kansas City..... Mo.	28.39	51.15	36.02	64.85	11.45	
Los Angeles..... Calif.	33.21	60.95	41.97	76.55	13.75	
New York (1)..... N. Y.	82.58	144.52	118.70	220.55	27.27	
Omaha..... Neb.	25.30	45.55	32.10	57.80	11.45	
Provo..... Utah	7.64	13.80	9.71	17.50	5.80	2.50
St. Louis..... Mo.	37.74	67.95	47.86	86.15	14.50	
Salt Lake City..... Utah	8.99	16.20	11.41	20.55	5.80	2.95
San Francisco..... Calif.	37.65	64.15	47.72	80.95	13.75	
<b>PUEBLO TO</b>						
Chicago..... Ill.	31.46	56.65	39.95	71.95		
Glenwood Springs..... Colo.	9.89	17.85	12.55	22.60		
Grand Junction..... Colo.	12.59	22.70	16.00	28.80		
Los Angeles..... Calif.	41.48	75.75	52.68	88.95		
New York (1)..... N. Y.	73.62	128.37	107.33	200.05		
Provo..... Utah	17.92	32.30	22.76	41.00		
Salt Lake City..... Utah	17.92	32.30	22.76	41.00		
San Francisco..... Calif.	41.48	75.75	52.68	88.95		
<b>SALT LAKE CITY TO</b>						
Chicago..... Ill.	45.41	81.75	57.64	103.80	16.70	
Kansas City..... Mo.	35.97	64.75	45.67	82.25	14.05	
New York (1)..... N. Y.	87.57	153.47	125.02	231.90	28.47	
Omaha..... Neb.	31.38	56.50	39.81	71.70	13.25	
St. Louis..... Mo.	43.02	77.45	54.60	98.30	16.70	

• Via Direct Route.  
(1) Via PRR or NYC.

Coach tickets valid in Slumbercoach on The Denver Zephyr—Reserved single room charge Colorado Springs to Chicago \$9.90; \$17.80 double.

Coach tickets valid in Sleepers on The Prospector, Trains 7 and 8, upon payment of Pullman charges for space occupied.

### RESERVED COACH SEAT CHARGES ON CALIFORNIA ZEPHYR TO AND FROM WESTERN PACIFIC R. R. STATIONS

BETWEEN	AND ALL W.P.R.R. STATIONS
Denver-Bond, Colo.	\$2.00
Glenwood Springs-Thompson, Utah	1.75
Helper-Provo, Utah	1.50

NOTE: Reserved coach seat charge not applicable locally on D.G.R.G.W. or C.B.&Q. between Salt Lake City and Chicago and intermediate points.

## FARES FOR OTHER STANDARD PULLMAN ACCOMMODATIONS

Based on charge for Lower Berth as shown in above table. Applies only between points where through Pullman fares are published—not to combination Pullman fares.

WHERE LOWER BERTH FARE IS	Upper berth fare will be	Roomette Fare	Duplex Single Room Fare	Bedroom Fare	Bedroom-Suite Fare	Com-partment Fare	Drawing Room Fare
\$ 5.80	\$ 4.40	\$ 8.10	\$10.20	\$14.75	\$26.65	\$15.85	\$21.35
7.55	5.65	10.55	13.05	18.65	34.05	20.10	27.25
7.90	6.10	11.05	13.75	19.50	35.60	21.00	28.55
8.70	6.65	12.20	14.90	21.20	38.85	22.90	31.20
10.20	7.80	14.40	17.40	24.50	44.95	26.50	36.25
11.45	8.65	16.00	19.25	27.20	49.90	29.50	40.35
12.25	9.25	17.10	20.45	28.90	53.15	31.45	43.05
13.25	10.10	18.65	22.30	31.20	57.45	33.85	46.45
13.75	10.50	19.20	23.00	32.35	59.45	35.00	48.05
14.05	10.70	19.70	23.45	33.00	60.80	35.75	49.15
14.50	10.95	20.20	24.05	33.90	62.40	36.80	50.60
15.50	11.80	21.70	25.75	36.25	66.85	39.25	54.00
16.70	12.70	23.25	27.60	38.65	71.30	42.05	57.90
17.70	13.55	24.75	29.25	41.05	75.70	44.50	61.35
24.02	18.27	33.71	40.47	57.15	104.95	62.00	84.80
26.27	19.97	36.81	44.07	62.15	114.20	67.35	92.35
27.27	20.82	38.31	45.77	64.50	118.65	69.80	95.75
28.47	21.72	39.86	47.62	66.90	123.10	72.60	99.65

Exclusive Space Occupancy by One Person: One and one-fourth railroad tickets must be purchased for exclusive use of drawing room; one adult rail ticket for compartment, bedroom, roomette, or duplex single room; two adult rail tickets for bedroom suite. (Night occupancy.)

## GENERAL INFORMATION

**Special Notice.** The time shown in this folder is subject to change without notice; is that at which trains may be expected to arrive at and depart from the several stations, but their arrival or departure at the time stated is not guaranteed. This Company reserves the right to discontinue trains, change schedules, and substitute equipment, and will not be responsible for any delay or other deviation from conditions outlined in this time table.

**Adjustment Of Fares.** Should any difference arise between yourself and the conductor, pay the fare requested, take receipt for the amount, and refer the matter to the Passenger Traffic Manager, Denver, Colo., for adjustment.

**Children** under 5 years of age, free, when accompanied by parent or guardian; 5 years of age and under 12, one-half fare; 12 years of age or over, full fare.

**Children Traveling Alone.** Children under 5 years of age must be accompanied by an adult. Children of half fare age when unaccompanied by parent or guardian will not be accepted unless authorized by Ticket Agent, and arrangements for such acceptance must be made in advance.

**Redemption Of Tickets.** For refund on partially used or wholly unused D. & R. G. W. rail tickets, consult local ticket agent, or mail tickets, with explanation of non-use to H. F. Eno, Passenger Traffic Manager, D. & R. G. W. R. R., Room 100 Rio Grande Building, 1531 Stout St., Denver, Colo. 80217.

**Before Boarding Train** ask the ticket agent, brakeman, or conductor whether the train stops at the station to which you may be ticketed. There are stations at which some trains do not stop.

**Stopping Trains On Signal.** Where trains are scheduled to stop only on signal, passengers on trains must give advance notice to conductor, and persons intending to board trains must advise agent to that effect, in order that necessary arrangements may be perfected.

**Ticket Honoring.** All classes of regular tickets will be honored on all trains, except 20 day excursion, Drivers, Caretakers and Banana Messenger tickets will not be honored on the California Zephyr, Trains 17 and 18.

**Baggage.** 150 pounds of personal baggage not exceeding \$100 in value may be checked on each adult ticket for a charge of 25 cents for each hand bag, 50 cents for each trunk. A maximum of 300 pounds is allowed to each family group traveling on Family Fare Plan tickets for the same nominal charge.

**Lost Articles.** Inquiries regarding lost articles and baggage problems should be addressed to J. H. Tanner, Assistant Passenger Traffic Manager, Denver, Colorado.

**BAGGAGE INSURANCE** covering checked and unchecked baggage for an entire trip, may be purchased at principal Rio Grande ticket offices and baggage counters. Consult agent for particulars.