



Above: Up, up, up high over finest ski trails in the Rocky Mountain Empire, runs Aspen's famous two-section chair lift to the top of Ajax Mountain—longest in the world, the lift travels a total of 15,000 feet. Historic Aspen, called by many the greatest winter sports region in the west, offers the ultimate in skiing facilities and accommodations. Aspen is located at an elevation of 8,000 feet and is 40 miles from the main line of the Rio Grande railroad at Glenwood Springs, with convenient bus service between the two points.

Left: Utah offers a wealth of top-flight skiing facilities that compare with the best in the nation. Most famous of these is Alta, pictured here, less than 30 miles from Salt Lake City, where a November-to-May season is enjoyed. Nearby Brighton is almost equally famous, and Ogden's Snow Basin is popular with many intermediate and advanced skiers.

DENVER AND RIO GRANDE WESTERN RAILROAD

THE DIRECT CENTRAL TRANSCONTINENTAL ROUTE

Printed in U. S. A.

Rio Grande

TIME TABLES

ROYAL GORGE ROUTE



Royal Gorge of the Arkansas River

DENVER & RIO GRANDE WESTERN RAILROAD

MAIN LINE THRU THE ROCKIES

Rio Grande

TIME TABLES

MOFFAT TUNNEL ROUTE



California Zephyr—Glenwood Canyon, Colorado River

DENVER & RIO GRANDE WESTERN RAILROAD

MAIN LINE THRU THE ROCKIES

ROUTE OF THE CALIFORNIA ZEPHYR BETWEEN CHICAGO • DENVER • SALT LAKE CITY • SAN FRANCISCO

Table with columns: No. 17 Daily, Miles From Chicago, STATIONS, Elevation, No. 18 Daily. Includes stations like Burlington Route, Cross Missouri River, Omaha, Nebraska, etc.

Table with columns: No. 17 Daily, Miles From Chicago, STATIONS, Elevation, No. 18 Daily. Includes Denver & Rio Grande Western R.R. stations like Denver, Colorado, Moffat Tunnel, etc.

Table with columns: No. 17 Daily, Miles From Chicago, STATIONS, Elevation, No. 18 Daily. Includes Western Pacific Railroad stations like Salt Lake City, Utah, Elko, Nevada, etc.

cst—Central Standard Time. mst—Mountain Standard Time. pst—Pacific Standard Time.

All space on the California Zephyr—both coach and Pullman—is reserved and specifically assigned in advance. Dome seats are not reserved. Checked baggage will be handled on the California Zephyr to or from Glenwood Springs and Grand Junction, Colorado, but not to or from other intermediate points between Denver and Salt Lake City. No extra fare.



TRANSCONTINENTAL PULLMAN SERVICE Between NEW YORK and SAN FRANCISCO

Car CZ-11, 6 Double Bedroom—10 Roomette Standard Sleeper on the "California Zephyr" operates westbound from New York to Chicago via Pennsylvania Railroad "Pennsylvania Limited" one day and New York Central "Lake Shore Limited" the next; eastbound from Chicago to New York via Pennsylvania Railroad "Admiral" one day, and New York Central "Lake Shore Limited" the next. Schedule and dates of operation shown below.

Table with columns: Westbound, Eastbound, SCHEDULE (Subject to Change). Includes dates and times for New York, Chicago, Burlington, Denver, Salt Lake City, San Francisco.

Table with columns: Westbound Car Passes, Eastbound Car Passes, DATES OF OPERATION. Includes monthly schedules for February, March, April, May, June, July, August, September, October, November, December, and January.

Table with columns: February 1952, March 1952, April 1952, May 1952, June 1952, July 1952, August 1952, September 1952, October 1952, November 1952, December 1952, January 1953. Includes S.M.T.W.T.F.S. patterns.

ROUTE OF THE ROYAL GORGE BETWEEN DENVER • COLORADO SPRINGS • PUEBLO GLENWOOD SPRINGS • GRAND JUNCTION PROVO • SALT LAKE CITY • OGDEN

Table with columns: No. 1 Daily, Miles from Denver, Mountain Standard Time, Elevation, No. 2 Daily. Includes stations like Denver, Colorado Springs, Pueblo, Grand Junction, Provo, Salt Lake City, Ogden.

Table with columns: No. 1 Daily, Miles from Denver, Mountain Standard Time, Elevation, No. 2 Daily. Includes stations like Royal Gorge, Colorado, Utah, etc.

Ten minute stop to view America's best loved travel wonder. Here is located Hanging Bridge, suspended between sheer canyon walls, just 30 feet apart. Above may be seen the World's Highest Bridge, across the Royal Gorge, 1,053 feet above the railroad tracks.

Table with columns: No. 1 Daily, Miles from Denver, Mountain Standard Time, Elevation, No. 2 Daily. Includes stations like Royal Gorge, Colorado, Utah, Tennessee Pass.

Cross the Continental Divide at Tennessee Pass, highest main-line standard gauge railroad in the United States.

Table with columns: No. 1 Daily, Miles from Denver, Mountain Standard Time, Elevation, No. 2 Daily. Includes stations like Glenwood Springs, Grand Junction, Provo, Salt Lake City, Ogden.



ROUTE OF THE PROSPECTOR BETWEEN DENVER • GLENWOOD SPRINGS • GRAND JUNCTION • PROVO • SALT LAKE CITY

See Page 5 for Equipment

Table with columns: Miles from Denver, Elevation, Mountain Standard Time, No. 7 Daily. Includes stations like Salt Lake City, Utah, Provo, Grand Junction, Glenwood Springs, Denver.

Table with columns: Miles from Salt Lake City, Elevation, Mountain Standard Time, No. 8 Daily. Includes stations like Salt Lake City, Utah, Provo, Grand Junction, Glenwood Springs, Denver.

From Plainview, 25 miles west of Denver, can be seen the magnificent view of far-sweeping plains, including almost one-fourth of the total area of Colorado.



Table 1 **MOFFAT TUNNEL ROUTE**
DENVER • BOND • GLENWOOD SPRINGS • GRAND JUNCTION • MONTROSE

READ DOWN				Issued February 1, 1952				READ UP			
No. 19 The Mountaineer	No. 7 The Prospector	No. 17 California Zephyr	Miles from Denver	STATIONS	Eleva- tion	No. 18 California Zephyr	No. 8 The Prospector	No. 20 The Mountaineer			
				Mountain Standard Time							
* 7 30 PM	* 5 30 PM	* 8 40 AM	.0	Lv DENVER, COLO.	Ar 5280	* 7 00 PM	* 8 15 AM	* 7 20 AM			
f			7.1	Lv Ralston	Lv 5258			f 7 03 AM			
f			12.4	Lv Leyden Jct.	Lv 5617			f 6 53 "			
f			24.4	Lv Plainview	Lv 6782			f 6 24 "			
f 8 22 "			31.3	Lv Crescent	Lv 7441			f 6 04 "			
f 8 44 "			37.0	Lv Pine Cliff	Lv 7966			f 5 47 "			
f 9 00 "			41.7	Lv Rollinsville	Lv 8367			f 5 35 "			
f 9 14 "			46.8	Lv Tolland	Lv 8886			f 5 23 "			
f 9 26 "			50.0	Ar East Portal	Lv 9197			5 18 "			
MOFFAT TUNNEL											
	f 7 28 PM		56.8	Lv Winter Park	Ar 9076	Streamlined	f 6 12 AM	5 00 AM			
			62.1	Lv Fraser	Lv 8561	Diesel-Power		f 4 40 "			
			65.9	Lv Tabernash	Lv 8318			f 4 30 "			
			70.2	Lv Elkdale	Lv 8156			f 4 22 "			
	f 8 01 PM		75.7	Ar Granby	Lv 7937		f 5 37 AM	4 10 "			
			79.7	Lv Drowsy Water	Lv 7790			f 4 01 "			
			86.1	Ar Hot Sulphur Springs (Byers Canyon)	Lv 7662			3 50 "			
			91.0	Lv Parshall	Lv 7589			f 3 32 "			
f 11 00 "			103.2	Ar Kremmling (Gore Canyon)	Lv 7322			3 15 "			
f 11 33 "	8 40 PM		105.8	Lv Gore	Lv 7322			f 2 55 "			
f 12 01 AM			116.1	Lv Radium	Lv 6858			f 2 28 "			
f 12 21 "			126.1	Lv State Bridge	Lv 6728			f 2 01 "			
12 45 "	9 40 PM	12 35 PM	129.3	Ar BOND (Orestod)	Lv 6710	3 12 PM	3 59 AM	1 55 "			
1 10 "	9 45 "	12 38 "	129.3	Lv BOND (Orestod)	Ar 6710	3 09 "	3 54 "	1 35 "			
f 1 20 "			134.9	Ar Glen	Ar 6630			f 1 20 "			
f 1 33 "			142.1	Ar Dell	Ar 6523			f 1 00 "			
f 1 42 "			144.6	Ar Burns	Ar 6502			f 12 52 "			
f 1 51 "			148.8	Ar Sylvan	Ar 6451			f 12 44 "			
f 2 01 "			155.3	Ar Range	Ar 6350			f 12 35 "			
f 2 05 "			157.7	Ar Sweetwater	Ar 6317			f 12 31 "			
f 2 12 "			163.2	Ar Niche	Ar 6217			f 12 21 "			
2 17 "			166.8	Ar DOTSERO	Ar 6155			12 15 "			
f 2 34 "			175.4	Ar Shoshone (Glenwood Canyon)	Ar 6119			f 11 55 PM			
			185.0	Lv GLENWOOD SPRINGS	Lv 5869			1 35 PM			
3 05 "	11 10 PM	2 01 PM	197.6	Ar New Castle	Ar 5758			2 23 AM			
3 49 "			204.4	Ar Silt	Ar 5662			10 52 "			
4 06 "			211.5	Ar Rifle	Ar 5441			10 35 "			
4 33 "			216.3	Ar Lacy	Ar 5310			10 21 "			
5 03 AM			228.9	Ar Grand Valley	Ar 5239			9 43 PM			
			233.7	Ar Una	Ar 5104			9 20 PM			
f 5 23 AM			241.5	Ar DeBeque	Ar 5025			8 52 "			
f 5 53 "			257.5	Ar Cameo	Ar 4945			8 46 "			
6 10 "			261.9	Ar Palisade	Ar 4774			8 32 "			
6 25 "			267.4	Ar Clifton	Ar 4739			8 20 "			
6 40 "	12 53 AM	3 48 PM	274.5	Ar GRAND JUNCTION, COLO.†	Lv 4583			11 53 AM			
7 10 AM	Schedule of No. 7	Schedule of No. 17	274.5	Lv Grand Junction	Ar 4583			8 05 PM			
f 7 40 "	continued	continued	286.9	Ar Whitewater	Lv 4665			f 7 28 "			
f 8 06 "	on	on	301.0	Ar Bridgeport	Lv 4980			f 7 02 "			
9 03 "	next page.	next page.	325.9	Ar Delta	Lv 4980			6 15 "			
9 27 "			336.5	Ar Olathe	Lv 5365			5 50 "			
9 50 "			347.2	Ar Montrose, Colo.	Lv 5811			5 30 "			

REFERENCE NOTES

* Daily. f Flag stop. † U. S. Mail Box located on station platform.
j Stops on flag to receive revenue passengers for Denver, Colorado Springs, Pueblo or beyond.
x Stops to discharge pay passengers from Denver, Colorado Springs and Pueblo.
Rail-Auto Service available at this point.

See Page 5
for
equipment
of trains

Table 1 **MOFFAT TUNNEL ROUTE**
GRAND JUNCTION • PRICE • PROVO • SALT LAKE CITY • OGDEN

READ DOWN			Issued February 1, 1952			READ UP		
No. 7-1 The Prospector	No. 17 California Zephyr	Miles from Denver	STATIONS	Eleva- tion	No. 18 California Zephyr	No. 8-2 The Prospector		
			Mountain Standard Time					
* 1 10 AM	* 3 58 PM	274.5	Lv GRAND JUNCTION, COLO.†	Ar 4583	*11 46 AM	*12 15 AM		
.x.		285.4	Ar Fruita	Ar 4510				
.x.		290.5	Ar Loma	Ar 4525				
.x.		293.8	Ar Mack, Colo.	Ar 4540				
			(Ruby Canyon) (Colorado-Utah State Line)					
.x.		313.3	Ar Westwater, Utah	Ar 4340				
.x.		329.3	Ar Cisco	Ar 4375				
2 43 AM		353.0	Ar Thompson	Ar 5160		10 39 PM		
f 3 11 "		380.1	Ar Green River	Ar 4080		10 06 "		
.x.		406.3	Ar Woodside	Ar 4645				
.x.		428.1	Ar Mounds	Ar 5442				
.x.		437.9	Ar Wellington	Ar 5415				
4 37 AM		444.0	Lv PRICE†	Lv 5546		8 54 PM		
4 50 "	7 18 PM	451.4	Ar Helper	Lv 5840	8 36 AM	8 42 "		
.x.		453.7	Ar Utah Railway Junction	Ar 5996				
.x.		455.2	Ar Castle Gate	Ar 6120				
.x.		464.2	Ar Kyune	Ar 7013				
.x.		469.4	Ar Colton	Ar 7170				
f 5 46 AM		476.3	Ar Soldier Summit† (Wasatch Range)	Ar 7440		f 7 47 PM		
6 42 AM		485.9	Ar Gilluly	Ar 6529				
.x.		505.8	Lv Thistle	Ar 5033		6 55 PM		
f 7 01 AM		509.5	Ar Castilla	Ar 4912				
7 15 "	9 21 PM	520.7	Lv Springville	Ar 4555		f 6 34 PM		
.x.		526.1	Lv PROVO†	Ar 4512	6 32 AM	6 27 "		
.x.		532.1	Lv Geneva	Ar 4512				
.x.		538.6	Lv American Fork	Ar 4563				
.x.		541.9	Lv Lehi	Ar 4550				
.x.		548.3	Lv Nash	Ar 4475				
.x.		551.0	Lv Olivers	Ar 4453				
.x.		554.1	Lv Riverton	Ar 4408				
.x.		559.4	Lv Midvale	Ar 4365				
.x.		563.3	Ar Murray	Ar 4310				
.x.		567.4	Ar Roper	Ar 4320				
8 15 AM	10 20 PM	570.0	Ar SALT LAKE CITY, UTAH†	Lv 4224	5 40 AM	5 30 PM		
* 8 45 AM		570.0	Lv SALT LAKE CITY, UTAH	Ar 4224		* 5 00 PM		
f 9 00 "		575.8	Ar North Salt Lake	Ar 4224		f 4 44 "		
f 9 04 "		578.5	Ar Woods Cross	Ar 4259		f 4 40 "		
f 9 13 "		585.5	Ar Farmington	Ar 4231		f 4 30 "		
		589.3	Ar Kaysville	Ar 4262				
f 9 23 AM		592.1	Ar Layton	Ar 4329		f 4 20 PM		
f 9 28 "		595.7	Ar Clearfield	Lv 4329		f 4 13 "		
f 9 35 "		600.0	Ar Roy	Ar 4390		f 4 05 "		
9 50 "		606.9	Ar OGDEN, UTAH†	Lv 4293		3 50 "		

EQUIPMENT

(All equipment is air conditioned)

Nos. 17 and 18—THE CALIFORNIA ZEPHYR
(Stainless Steel, Streamlined, Diesel-Power)

Vista Dome, Observation Lounge—Standard Sleeper between Chicago and San Francisco (CZ-10) 1 Drawing-room, 3 Dbl. Bedrooms, via C. B. & Q.-D. & R. G. W.-W. P.
Standard Sleeper between New York and San Francisco (CZ-11) 6 Dbl. Bedrooms, 10 Roomettes, via N. Y. C. and P. R. R. on alternate days between New York and Chicago, thence C. B. & Q.-D. & R. G. W.-W. P. (See page 2 for details.)
Standard Sleeper between Chicago and San Francisco (CZ-12) 16 Sections, via C. B. & Q.-D. & R. G. W.-W. P.
Standard Sleepers between Chicago and San Francisco (CZ-14 and CZ-15) (2 cars) 6 Dbl. Bedrooms, 10 Roomettes, via C. B. & Q.-D. & R. G. W.-W. P.
Vista Dome Chair Cars between Chicago and San Francisco (CZ-20, CZ-21 and CZ-22) (3 cars) via C. B. & Q.-D. & R. G. W.-W. P.
Vista Dome Buffet Lounge between Chicago and San Francisco via C. B. & Q.-D. & R. G. W.-W. P. (Lounge for all passengers: Vista Dome for sleeping car passengers) (Buffet and sandwich service 6:00 A. M. to 10:00 P. M.)
Diner between Chicago and San Francisco, via C. B. & Q.-D. & R. G. W.-W. P.



See page 4
for explanation
of references.

Table 2

ROYAL GORGE ROUTE

DENVER • COLORADO SPRINGS • PUEBLO • CANON CITY • SALIDA • GLENWOOD SPRINGS

Issued February 1, 1952

Table with columns for No. 3, No. 1, No. 2, No. 4, and Miles. Includes station names like DENVER, COLO., PUEBLO, CANON CITY, SALIDA, and GLENWOOD SPRINGS, COLO. Includes vertical text 'The Arkansas River' and 'Eagle River'.

See Page 7 for explanation of references

(See Table 6 for Glenwood Springs-Aspen bus service.)

Table 2 GLENWOOD SPRINGS • GRAND JUNCTION • PROVO • SALT LAKE CITY • OGDEN

ROYAL GORGE ROUTE

GLENWOOD SPRINGS • GRAND JUNCTION • PROVO • SALT LAKE CITY • OGDEN

Issued February 1, 1952

Table with columns for No. 1, No. 2, and Miles. Includes station names like GLENWOOD SPRINGS, COLO., GRAND JUNCTION, COLO., and OGDEN, UTAH. Includes vertical text 'The Colorado River'.

Now, the see-all Vista-Dome car adds thrilling perspective to make the Royal Gorge a brand new travel delight.

REFERENCE NOTES

- * Daily.
a Stops on flag to receive pay passengers for points on Mo. Pac. and discharge pay passengers from connections at Denver.
b Stops to discharge pay passengers received from connections at Pueblo.
f Flag stop.
j Stops on flag to receive revenue passengers for Denver, Colorado Springs, Pueblo or beyond.
x Stops to discharge pay passengers from Denver, Colorado Springs and Pueblo.
^ Daily bus service via Continental Trailways.
† U. S. Mail box located on station platform.
• At Colorado Springs, Southbound Trains use D. & R. G. W. Station: Northbound Trains use A. T. & S. F. Station.
☞ Rail-Auto Service available at this point.

EQUIPMENT

(All equipment is air-conditioned)

Nos. 1 and 2—THE ROYAL GORGE (Diesel Power)

Grill-Lounge between Denver and Grand Junction. (Diner-Lounge between Grand Junction and Salt Lake City in trains 7 and 8)

Standard sleeper between Denver and Ogden (D-22 westbound) (D-10 eastbound) 10 Sections, 2 Compartments, 1 DR.

(In trains 7 and 8 west of Grand Junction) Vista Dome Chair Car and Chair Car between Denver and Ogden.

(In trains 7 and 8 west of Grand Junction) Chair Car between Denver and Alamosa. (In trains 15 and 16 south of Pueblo)

Nos. 3 and 4—THE COLORADO EAGLE

(Streamlined—Diesel Power)

Diner-Lounge between Denver and St. Louis. Standard sleeper between Denver and St. Louis (31 eastbound) (111 westbound) 14 roomettes, 2 Dbl. BR., 1 DR.

Standard Sleeper between Denver and St. Louis (32 eastbound) (112 westbound) 6 Sections, 6 roomettes, 4 Dbl. BR.

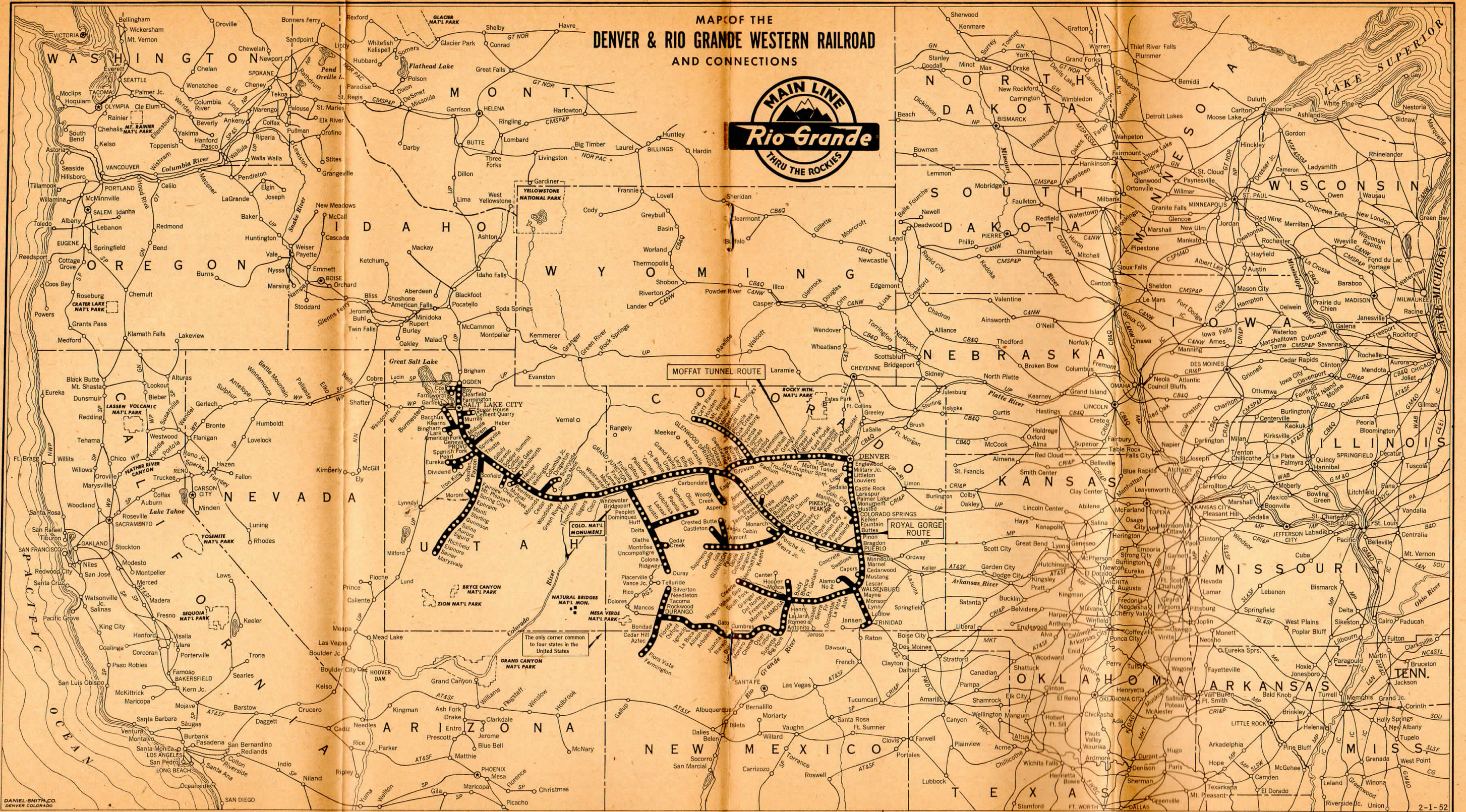
Standard Sleeper between Denver and Wichita (34 eastbound) (114 westbound) 8 Sections, 1 DR., 3 Dbl. BR.

Planetarium Chair Car and Chair Car (2 Cars) between Denver and St. Louis.

PLAN YOUR TRIP IN ADVANCE—

It is not necessary to wait until date of departure to purchase rail tickets and Pullman accommodations. All one-way and round-trip rail tickets are good for a certain period of time. The limit of your ticket will be made effective from the date you start your trip, instead of date of purchase.

MAP OF THE
DENVER & RIO GRANDE WESTERN RAILROAD
AND CONNECTIONS



DANIEL SMITH CO.
DENVER, COLORADO

2-1-52

Table 3		LOCAL SERVICE				Table 4			
DENVER, WINTER PARK, GRANBY, STEAMBOAT SPRINGS AND CRAIG		DENVER, COLO. SPRINGS, PUEBLO, WALSENBURG AND ALAMOSA							
READ DOWN		READ UP				READ UP			
No. 19-9	Miles	STATIONS	Elevation	No. 10-20	No. 1-15 The San Luis	Miles	STATIONS	Elevation	No. 16-2 The San Luis
* 7 30 PM	0.0	Lv DENVER	Ar 5280	* 7 20 AM	* 8 50 AM	0.0	Lv DENVER	Ar 5280	* 3 30 PM
f	4.2	Lv Zuni	Lv 5211	f 7 03 AM	10 50 "	74.9	Lv COLORADO SPR'GS	Ar 5989	1 27 "
f	7.1	Lv Ralston	Lv 5258	f 6 53 "	11 50 "	119.4	Ar PUEBLO	Lv 4668	12 25 "
f	12.4	Lv Leyden Jet.	Lv 5617	f 6 24 "	* 12 50 PM	119.4	Lv PUEBLO	Ar 4668	* 11 40 AM
f	24.4	Lv Plainview	Lv 6782	f 6 04 "	f 1 00 "	121.4	Ar MINNEQUA	Lv 4822	f 11 10 "
f	31.3	Lv Crescent	Lv 7441	f 5 47 "	f	134.0	Ar Marnel	Lv 5130	f
f	37.0	Lv Pine Cliff	Lv 7966	f 5 35 "	f	142.7	Ar Cedarwood	Lv 5606	f
f	41.7	Lv Rollinsville	Lv 8367	f 5 23 "	f	153.8	Ar Lascar	Lv 5698	f
f	46.8	Lv Tolland	Lv 8886	f 5 18 "	f	164.5	Ar Sandy	Lv 6007	f
f	50.0	Lv East Portal	Lv 9197		2 07 PM	175.0	Ar WALSENBURG	Lv 6187	10 06 AM
		<i>Moffat Tunnel</i>			2 07 PM	175.0	Lv WALSENBURG	Ar 6187	10 06 AM
	56.8	Lv Winter Park	Lv 9076	f 5 00 "	2 40 "	190.3	Ar LA VETA	Lv 7024	9 35 "
	62.1	Lv Fraser	Lv 8561	f 4 40 "	2 50 "	190.3	Lv LA VETA	Ar 7024	9 30 "
	65.9	Lv Tabernash	Lv 8318	f 4 30 "	4 41 "	227.7	Ar Fort Garland	Lv 7936	7 43 "
f	70.2	Lv Elkdale	Lv 8156	f 4 22 "	4 51 "	232.4	Ar Blanca	Lv 7751	7 33 "
f	75.7	Lv Granby	Lv 7937	f 4 10 "	5 30 "	251.7	Ar ALAMOSA	Lv 7546	7 00 "
f	79.7	Lv Drowsy Water	Lv 7790	f 4 01 "					
f	86.1	Lv Hot Sulphur Springs	Lv 7662	f 3 50 "	DURANGO-SILVERTON				
f	91.0	Lv Parshall	Lv 7589	f 3 32 "	Table 5				
f	103.2	Lv Kremmling	Lv 7322	f 3 15 "	READ DOWN STATIONS READ UP				
f	105.8	Lv Gore	Lv 7322	f 2 55 "	No. 461 Mixed	Miles	The Silverton (Wednesday Only.)	Elevation	No. 462 Mixed
	116.1	Lv Radium	Lv 6858	f 2 28 "					
f	121.21	Lv State Bridge	Lv 6728	f 2 01 "	9 15 AM	0.0	Lv DURANGO	Ar 6520	5 00 PM
f	122.40	Ar ORESTOD	Lv 6710	f 1 58 "	10 26 "	17.6	Ar Rockwood	Lv 7367	3 53 "
	128.5	Lv ORESTOD	Ar 6710	12 50 "	f	26.5	Ar Ah Wilderness (Tefft)	Lv 7900	f
	128.5	Lv ORESTOD	Ar 6710	12 50 "	12 40 PM	45.2	Ar SILVERTON	Lv 9300	1 40 PM
	134.1	Lv McCoy	Lv 7228	12 28 "	EQUIPMENT—TABLES 4 and 5				
f	142.5	Lv Volcano	Lv 7807	f 12 01 "	Trains 1-15 and 16-2—The San Luis				
f	149.9	Lv Egeria	Lv 8123	f 11 39 PM	Chair Car—Between Denver and Alamosa (Air Conditioned)				
f	153.1	Lv Toponas	Lv 8264	f 11 34 "	Trains 461 and 462—The Silverton				
	161.6	Lv Yampa	Lv 7882	f 11 20 "	Coach—Between Durango and Silverton.				
	167.7	Lv Phippsburg	Lv 7413	f 11 00 "	REFERENCE NOTES TABLES 4 and 5				
	171.2	Lv Oak Creek	Lv 7397	f 10 45 "	* Daily. f Stops on flag.				
f	171.8	Lv Oak Hills	Lv 7372	f 10 43 "	¶ Wednesday Only.				
	173.6	Lv Routt	Lv 7279	f 10 41 "	☞ Rail-Auto Service available at this point.				
f	175.0	Lv Haybro	Lv 7169	f 10 37 "	For Comfort and Convenience . . .				
f	183.6	Lv Sidney	Lv 6823	f 10 23 "	For Business or Pleasure . . .				
f	190.9	Lv STEAMBOAT SPRINGS	Lv 6682	f 10 04 "	Use the RAIL-AUTO Travel Plan				
f	197.5	Lv Brookston	Lv 6529	f 9 56 "	Speed to your destination in restful luxury—				
f	200.9	Lv Milner	Lv 6480	f 9 49 "	free from highway hazards. Arrive on time—then				
f	206.3	Lv Bear River	Lv 6425	f 9 42 "	step into a new automobile to make your business				
	207.7	Lv Mt. Harris	Lv 6413	f 9 35 "	calls or side-trips.				
	214.8	Lv HAYDEN	Lv 6328	f 9 26 "	The Rail-Auto Travel Plan combines the best				
f	219.2	Lv Cary Ranch	Lv 6278	f 9 17 "	features of two methods of travel. Your ticket				
f	231.4	Ar CRAIG	Lv 6174	* 9 00 "	agent can give you complete details and make all				
					arrangements for you in advance. Try it!				

REFERENCE NOTES TABLE 3
* Daily. f Flag stop. ☞ Rail-Auto Service available at this point.

EQUIPMENT—TABLE 3
(All equipment is air conditioned.)

Trains 19-9 and 10-20
Standard Sleeper between Denver and Craig (D-3 westbound) (D-4 eastbound) 12 Sections, 1 Drawing Room. (In Trains 19 and 20 between Denver and Bond-Orestod).
Chair Car between Denver and Craig (In Trains 19 and 20 between Denver and Bond-Orestod).

CHECK BAGGAGE A DAY IN ADVANCE
Your baggage should be checked in advance of departure. Due to heavy passenger travel baggage facilities may be taxed to capacity. It is good practice to offer baggage for checking one day in advance and we so recommend. Mark each piece of baggage with your name and address.

FREIGHT SERVICE ONLY									
COLORADO AND NEW MEXICO LINES									
Table 6—ASPEN BRANCH					NARROW GAUGE LINES				
Glenwood-Aspen Stages Rail Tickets Not Honored					Table 13—SALIDA-SAPINERO BRANCH				
Bus	Bus	Miles	STATIONS	Bus	Bus	Miles	STATIONS	Freight Service only.	Freight Service only.
* 8 45 AM	* 2 30 PM	0	Lv Glenwood Springs	Ar	* 12 45 PM	* 5 30 PM	0	Salida	
9 25 AM	2 55 PM	7.8	Lv Cattle Creek	Lv	12 25 PM	5 10 PM	0	Poncha Junction	
		12.9	Lv Carbondale	Lv			10.9	Mears Junction	
		19.3	Lv Leon	Lv			18.9	Gary's	
		21.9	Lv Emma	Lv			25.6	Marshall Pass	
		32.8	Lv Woody Creek	Lv			33.4	Chester	
10 20 AM	4 00 PM	41.2	Ar Aspen	Lv	11 15 AM	4 10 PM	42.1	Sargent	
							50.4	Crookton	
							53.9	Doyle	
							61.7	Parlin	
							73.5	Gunnison	
							85.0	Kezar	
							92.1	Cebolla	
							98.9	Sapinero	
* Daily.									
Table 7—CREEDE BRANCH									
Creede Bus Line Rail Tickets Not Honored									
Rail Freight Service only.	Bus	Miles	STATIONS	Bus	Rail Freight Service only.				
	* 5 30 AM	0	Lv Alamosa	Ar	* 8 45 PM				
		17.3	Monte Vista						
		31.1	Del Norte						
		60.4	Wagon Wheel Gap						
	9 00 AM	69.0	Ar Creede	Lv	5 00 PM				
* Daily									
Table 8—NORTH FORK BRANCH									
Freight Service only.	Miles	STATIONS	Freight Service only.						
	0	Delta							
	8.0	Austin							
	24.9	Hotchkiss							
	33.1	Paonia							
	42.5	Somerset							
Table 9—WALSENBURG-TRINIDAD									
Freight Service only.	Miles	STATIONS	Freight Service only.						
	0	Walsenburg							
	8.0	Mayne							
	10.6	Monson							
	19.2	Lynn							
	26.3	Ludlow							
	40.8	Trinidad							
Table 10—LOMA BRANCH									
Freight Service only.	Miles	STATIONS	Freight Service only.						
	0	Walsenburg							
	17.0	Alamo No. 2							
Table 11—MANITOU BRANCH									
Freight Service only.	Miles	STATIONS	Freight Service only.						
	0	Colorado Springs							
	2.7	Colorado City							
Table 12—ALAMOSA BRANCH									
Freight Service only.	Miles	STATIONS	Freight Service only.						
	0	Alamosa							
	13.6	Mosca							
	20.1	Hooper							
Table 14—CRESTED BUTTE BRANCH									
Freight Service only.	Miles	STATIONS	Freight Service only.						
	0	Gunnison							
	10.8	Almont							
	16.0	Jack's Cabin							
	27.7	Crested Butte							
Table 15—BALDWIN BRANCH									
Freight Service only.	Miles	STATIONS	Freight Service only.						
	0	Gunnison							
	15.4	Castleton							
Table 16—MONTROSE-CEDAR CREEK BRANCH									
Freight Service only.	Miles	STATIONS	Freight Service only.						
	0	Montrose							
	10.2	Cedar Creek							
Table 17—OURAY BRANCH									
Freight Service only.	Miles	STATIONS	Freight Service only.						
	0	Montrose							
	12.0	Colona							
	24.0	Ridgway							
	34.0	Ouray							
Table 18—ALAMOSA-DURANGO									
Freight Service only.	Miles	STATIONS	Freight Service only.						
	0.0	Alamosa							
	14.5	La Jara							
	21.6	Romeo							
	28.6	Antonito							
	54.4	Sublette							
	58.8	Toltec							
	66.7	Osier							
	78.9	Cumbres							
	92.4	Chama							
	111.8	Monero							
	117.9	Lumberton							
	121.6	Dulce							
	138.7	Gato							
	151.9	Arboles							
	159.3	Allison							
	174.0	Ignacio							
	199.8	Durango							
Table 19—FARMINGTON BRANCH									
Freight Service only.	Miles	STATIONS	Freight Service only.						
	0	Durango							
	10.7	Bondad							
	29.2	Cedar Hill							
	35.1	Aztec							
	40.8	Flora Vista							
	50.0	Farmington							
Table 20—MARYSVALE BRANCH									
Freight Service only.	Miles	STATIONS	Freight Service only.						
	0	Thistle							
	7.7	Pines							
	14.8	Indianola							
	23.3	Hill Top							
	27.2	Milburn							
	28.5	Oak Creek							
	32.0	Fairview							
	38.6	Mount Pleasant							
	44.1	Spring City							
	53.4	Ephraim							
	60.8	Manti							
	66.3	Sterling							
	72.9	Gunnison							
	79.2	Axtell							
	82.6	Redmond							
	86.4	Salina							
	91.6	Aurora							
	96.3	Sigurd							
	100.1	Kema							
	103.7	Richfield							
	111.7	Elsinore							
	116.5	Joseph							
	120.6	Sevier							
	132.2	Marysvalle							
Table 21—MORONI SPUR									
Freight Service only.	Miles	STATIONS	Freight Service only.						
	0	Manti							
	7.4	Ephraim							
	18.7	Moroni							
Table 22—TINTIC BRANCH									
Freight Service only.	Miles	STATIONS	Freight Service only.						
	0	Provo							
	7.5	Springville							
	13.2	Spanish Fork							
	21.5	Payson							
	27.8	Santaquin							
	35.4	Goshen							
	51.1	Dividend							
	55.4	Eureka							
Table 23—GOSHEN VALLEY BRANCH									
Freight Service only.	Miles	STATIONS	Freight Service only.						
	0	Dividend							
	2.7	Flora							
	5.2	Iron King							
	3.1	Eunice							
	6.5	Pearl							
Table 24—SUGAR HOUSE SPUR									
Freight Service only.	Miles	STATIONS	Freight Service only.						
	0	Salt Lake City							
	2.7	Roper							
	7.6	Sugar House							
	8.0	Le Grand							
		Cement Quarry							


FREIGHT SERVICE ONLY		
UTAH LINES (Continued)		
Table 25—PROVO CANYON BRANCH		
Miles	STATIONS	
0	Provo	
1.1	Smoot	
5.8	Caryhurst	
9.3	Nunn's	
10.6	Upper Falls	
11.8	Vivian Park	
17.2	Wallsburg	
24.2	Charleston	
27.9	Heber	
		Freight Service only.
Table 26—SUNNYSIDE BRANCH		
Miles	STATIONS	
0	Mounds	
6	Banning	
13	Columbia Junction	
14	Dragerton	
18	Sunnyside	
		Freight Service only.
Table 27—PLEASANT VALLEY BRANCH		
Miles	STATIONS	
0	Colton	
15.1	Scofield	
21.0	Clear Creek	
		Freight Service only.
Table 28—BINGHAM-GARFIELD BRANCHES		
Miles	STATIONS	
0	Midvale	
5.0	Welby	
0	Welby	
6.0	Kearns	
3	Bacchus	
15.1	Garfield	
15.4	Sands Junction	
16.8	Garfield Junction	
18.6	Sands	
17.5	Garfield Smelter	
5.0	Welby	
14.1	Bingham	
		Freight Service only.

CONDENSED SCHEDULES VIA CONNECTING LINES											
BURLINGTON LINES											
* 4 00 PM	* 7 15 PM	* 8 45 PM	Lv Denver (mstr) Ar	* 8 10 AM	* 8 20 AM	* 8 30 AM	Lv Lincoln (csr) Ar	12 04 AM	3 40 AM	6 55 AM	12 03 AM
1 10 "	4 55 "	8 30 "	Lv Omaha Ar	10 20 PM	11 59 PM	12 40 "	Lv Chicago Ar	9 05 "	1 30 PM	9 30 PM	11 00 AM
COLORADO & SOUTHERN-FT. WORTH & DENVER RYS.											
* 7 10 PM	* 12 01 PM	Lv Denver (mstr) Ar	* 7 00 AM	* 8 25 PM							
9 10 "	1 40 "	Lv Colorado Springs Ar	5 15 "	6 30 "							
10 20 "	2 31 "	Lv Pueblo Ar	4 10 "	5 05 "							
5 55 "	6 00 AM	Lv Fort Worth (csr) Ar	2 00 PM	10 35 "							
7 10 "	7 15 "	Lv Dallas Ar	1 00 "	9 15 "							
* 5 00 PM	* 9 25 AM	Lv Dallas Ar	* 12 37 PM	* 9 00 PM							
9 00 "	1 35 PM	Lv Houston Ar	8 35 AM	5 00 "							
MISSOURI PACIFIC R. R.											
* 6 50 PM	Lv Pueblo (mstr) Ar	* 7 00 AM									
6 40 AM	Lv Kansas City (csr) Ar	9 10 PM									
12 01 PM	Lv St. Louis Ar	4 00 PM									
ROCK ISLAND LINES											
* 10 00 PM	* 1 00 PM	Lv Denver (mstr) Ar	* 8 25 AM								
4 21 PM	10 27 "	Lv Colorado Springs Ar	8 35 "								
6 15 "	11 39 "	Lv Lincoln (csr) Ar	12 20 "								
11 10 "	2 41 AM	Lv Omaha Ar	11 05 PM								
		Lv Des Moines Ar	7 55 "								
7 30 AM	8 50 AM	Lv Chicago Ar	1 55 PM								
SOUTHERN PACIFIC COMPANY											
* 9 00 PM	* 6 22 PM	* 8 15 AM	Lv Ogden (mstr) Ar	* 6 25 AM	* 9 40 AM	* 6 30 PM					
6 41 AM	2 22 AM	10 40 PM	Lv Reno (rstr) Ar	1 40 "	11 51 PM	2 55 AM					
11 35 "	6 46 AM	4 15 AM	Lv Sacramento Ar	6 40 "	7 20 "	9 15 PM					
1 35 PM	8 31 "	6 49 "	Lv Oakland Ar	11 35 AM		6 39 "					
2 20 "	9 15 "	7 35 "	Lv San Francisco Ar	11 00 "		6 00 "					
* 8 45 PM	* 8 45 PM	* 7 57 AM	Lv Oakland Ar	* 7 30 AM		* 6 40 PM					
2 15 AM	2 15 AM	12 18 PM	Lv Sacramento Ar	2 15 AM		2 17 "					
10 45 "	10 45 "	7 20 "	Lv Fresno Ar	5 40 PM		7 20 AM					
* 8 00 PM	* 9 00 PM	* 8 15 AM	Lv San Francisco Ar	* 9 00 AM	* 6 45 AM	* 6 00 PM					
4 05 AM	5 58 AM	3 37 PM	Lv Santa Barbara Ar	11 44 PM	10 30 PM	10 35 AM					
6 45 "	9 00 "	6 00 "	Lv Los Angeles Ar	9 00 "	8 00 PM	8 15 AM					
* 7 30 PM	* 5 00 PM	* 7 45 AM	Lv San Francisco Ar	* 9 15 AM	* 9 20 PM	* 11 15 PM					
8 00 "	5 32 "	8 15 "	Lv Oakland Pier Ar	8 35 "	8 45 "	10 43 "					
8 45 "	9 30 AM	11 15 PM	Lv Portland Ar	4 45 PM	10 10 "	7 45 AM					
UNION PACIFIC R. R.											
* 10 10 PM	* 6 00 PM	* 9 40 AM	Lv Salt Lake City (mstr) Ar	* 6 10 AM	* 5 15 PM	* 4 45 AM					
6 55 AM	2 30 AM	8 45 PM	Lv Las Vegas (pstr) Ar	7 45 PM	5 40 AM	6 30 PM					
3 00 PM	10 40 "	7 00 AM	Lv Los Angeles Ar	12 01 "	7 30 PM	10 30 AM					
* 5 25 PM	* 11 30 PM	* 5 25 PM	Lv Salt Lake City (mstr) Ar	* 8 50 AM	* 10 00 PM	* 7 35 AM					
6 35 "	12 45 AM	6 35 "	Lv Ogden Ar	7 20 "	8 50 "	6 15 "					
3 30 PM	6 00 "		Lv Spokane (pstr) Ar			9 00 PM					
8 05 PM	11 01 AM		Lv Portland Ar	8 10 AM		9 45 "					
9 15 "	11 59 "		Lv Tacoma Ar	1 15 AM		5 52 PM					
			Lv Seattle Ar	11 45 PM		4 45 "					
WESTERN PACIFIC R. R.											
* 10 40 PM	* 8 30 AM	Lv Salt Lake City (mstr) Ar	* 7 45 PM	* 5 20 AM							
12 55 "	3 28 "	Lv Sacramento (pstr) Ar	11 27 "	12 33 PM							
1 52 "	4 32 "	Lv Stockton Ar	10 23 "	11 37 AM							
4 50 "	7 35 "	Lv San Francisco Ar	7 30 "	9 00 "							

Reference Notes: * Daily. mstr Mountain Standard Time.
 csr Central Standard Time. pstr Pacific Standard Time.
 • Joint service via G.N.-N.P.-U.P.
 • Leave Salt Lake City and San Francisco Sunday, Wednesday and Friday.
 Light face figures A. M. Bold face figures P. M.

SALT LAKE CITY visitors are welcome to the free noon-day organ recitals presented daily, except Sunday, by celebrated artists in the great domed Mormon Tabernacle, famed for its superb acoustics. Sunday recitals at 4:00 P. M.

YOU CAN'T LOSE WITH AMERICAN EXPRESS TRAVEL CHEQUES
 The safe way to carry money, Travelers Cheques are as easily spendable as cash. If lost or stolen before second signature is affixed, full amount is refunded. Buy at any Rio Grande Ticket Office.



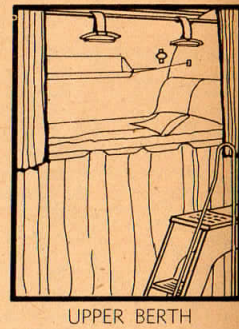
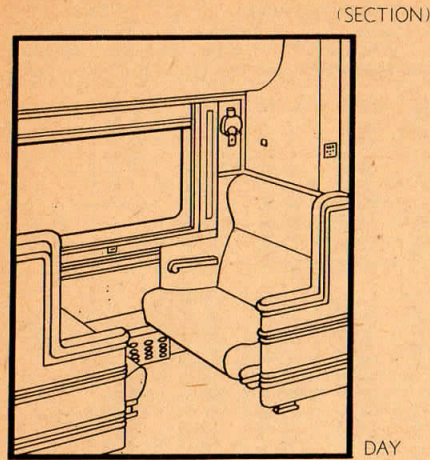
Meet the PROSPECTOR
 He's the blithe spirit who is everywhere on this friendliest of all western trains . . . let him cater to your whims next time you travel between DENVER and SALT LAKE CITY
Overnight Every Night
 Lv. 5:30 p.m. Ar. 8:15 a.m.

RAIL AND PULLMAN FARES													
RAILROAD FARES						One-Way Pullman Fares		RAILROAD FARES				One-Way Pullman Fares	
In Coaches			In Pullmans			Standard Car		In Coaches		In Pullmans		Standard Car	
One-way	6 Months Round-trip	One-way	6 Months Round-trip	Lower Berth	Seat Fare Day Travel	Lower Berth	Seat Fare Day Travel	One-way	6 Months Round-trip	One-way	6 Months Round-trip	Lower Berth	Seat Fare Day Travel
COLORADO SPRINGS TO													
Alamosa	\$ 4.30	\$ 7.75	\$ 6.02	\$10.05									
Chicago	25.88	46.60	36.24	60.40	\$10.65								
Glenwood Springs	7.12	12.85	9.98	16.65	4.05	\$1.70							
Grand Junction	9.36	16.85	13.11	21.85	4.35	2.45							
Kansas City	15.57	28.05	21.77	36.30	6.55								
Los Angeles	32.29	60.60	45.21	80.65	15.40								
New York	54.03	98.85	75.26	138.10	18.10								
Ogden	14.75	26.55	20.65	34.45	7.60								
Omaha	14.19	25.55	19.84	33.10	6.55								
Pueblo	1.17	2.15	1.63	2.75		.95							
St. Louis	22.53	40.60	31.53	52.55	9.95								
Salida	3.51	6.35	4.92	8.20		1.00							
Salt Lake City	14.75	26.55	20.65	34.45	7.60								
San Francisco	34.13	60.60	47.78	80.65	15.40								
Wichita	12.03	21.70	16.84	28.10	5.80								
DENVER TO													
Alamosa	6.17	11.15	8.64	14.40									
Chicago	25.88	46.60	36.24	60.40	10.65								
Colorado Springs	1.87	3.40	2.63	4.40		.95							
Craig	6.28	11.35	8.81	14.70									
Delta	8.64	15.60	12.09	20.15									
Glenwood Springs	5.12	9.25	7.18	12.00		1.60							
Grand Junction	7.36	13.25	10.30	17.20		2.30							
Kansas City	15.82	28.50	22.12	36.90	6.55								
Los Angeles	34.13	60.60	47.78	80.65	15.40								
Montrose	9.18	16.55	12.85	21.45		4.70							
Ogden	14.75	26.55	20.65	34.45	7.60								
Pueblo	3.00	5.40	4.20	7.00		1.05							
St. Louis	22.78	41.05	31.88	53.15	9.95								
Salida	5.37	9.70	7.53	12.55	4.05	1.50							
Salt Lake City	14.75	26.55	20.65	34.45	7.60	4.60							
San Francisco	34.13	60.60	47.78	80.65	15.40								
Steamboat Springs	5.27	9.50	7.38	12.30	4.05								
Wichita	13.59	24.50	19.01	31.70	5.80								
GLENWOOD SPRINGS TO													
Chicago	31.00	55.80	43.42	72.40	12.60								
Grand Junction	2.24	4.05	3.14	5.25		.95							
Kansas City	20.85	37.55	29.18	48.65	8.90								
Los Angeles	29.49	53.20	41.29	68.70	12.25								
New York	58.90	108.10	82.08	150.08	19.85								
Ogden	10.54	19.00	14.77	24.65	4.70								
Omaha	18.56	33.45	25.98	43.30	8.90								
St. Louis	27.83	50.10	38.95	64.95	11.95								
Salida	3.62	6.55	5.08	8.50	4.05	1.25							
Salt Lake City	9.62	17.35	13.49	22.50	4.70	3.05							
San Francisco	29.12	54.00	41.97	70.00	12.25								
Wichita	16.91	30.45	23.67	39.45									


JUST SAY—"CHARGE IT"
 Rio Grande travelers can enjoy charge account convenience for their transportation needs by obtaining a Rail Travel Credit Card.
 For application forms, apply to H. F. Eno, Passenger Traffic Manager, Rio Grande Building, Denver, Colo.

FARES FOR OTHER STANDARD PULLMAN ACCOMMODATIONS											
Based on charge for Lower Berth as shown in above table. Applies only between points where through Pullman fares are published—not to combination Pullman fares.											
WHERE LOWER BERTH FARE IS	Upper berth fare will be	Roomette Fare		Bedroom Fare		Compartment Fare		Drawing Room Fare			
		for one person will be	two persons will be	for one person will be	two persons will be	for one person will be	two or more persons will be				

Day and Night — Rio Grande Sleeping Cars Are Tops in Comfort

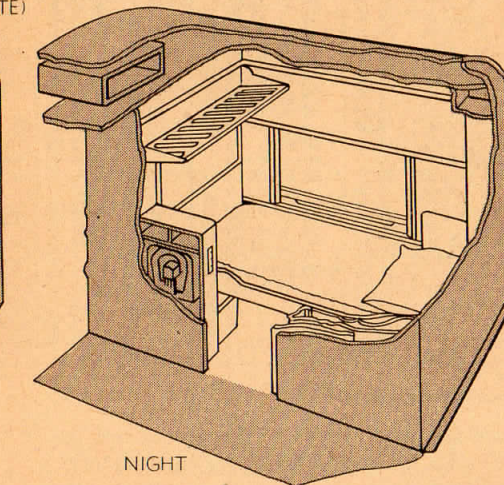
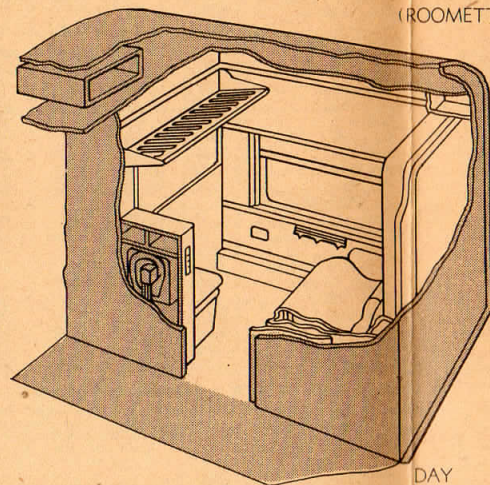


Choose from a wide variety of accommodations to suit your individual needs—all designed to offer the ultimate in luxury and convenience.

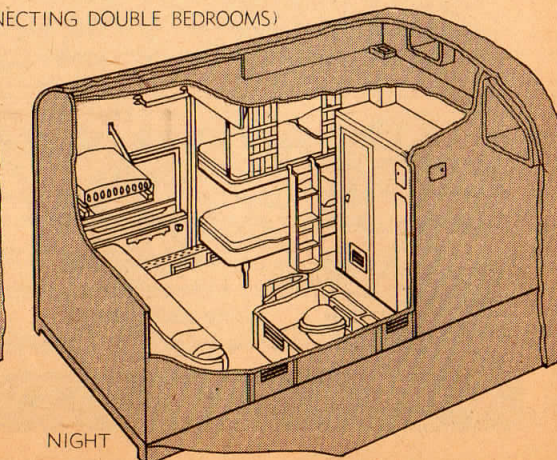
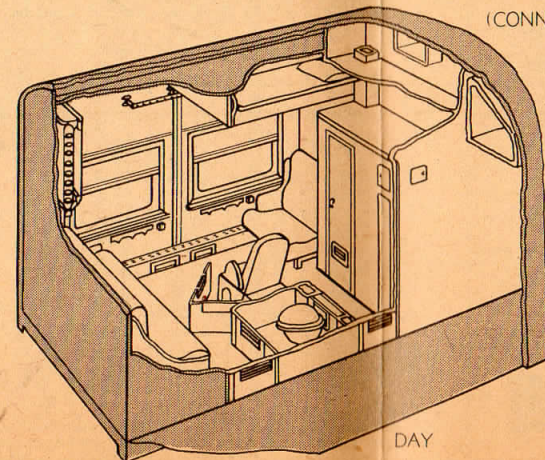


SECTION—The perennial favorite with budget-minded travelers. By day, deep-sprung lounge seats next to wide full-vision windows. By night, full-size sleep-inviting beds. Both upper and lower berths feature individual lighting, luggage space, clothes hangers, shelf for toilet articles. Dressing rooms with complete toilet facilities are at your disposal. Section accommodations are available on the Prospector, California Zephyr, Royal Gorge, Colorado Eagle, and Mountaineer.

ROOMETTE—The economy private-room accommodation for one person—with extra roominess and added comforts and convenience. Individual toilet and wash-stand; clothes and shoe lockers; ceiling, mirror and reading lights; individual control of heating and ventilation; complete privacy. Roomettes are available on the California Zephyr, the Prospector and the Colorado Eagle.



DOUBLE BEDROOMS—Ideal accommodation for one or two persons, Rio Grande double bedrooms offer new spaciousness and comfort by day or night, with full-size beds and completely enclosed toilet annexes. Removable wall permits adjoining bedrooms to be opened together to form a bedroom suite—the most luxurious sleeping car accommodation ever devised. Illustrated are the bedrooms featured on the California Zephyr. Prospector bedrooms, of slightly different design, are equally modern and convenient. Double bedrooms are also available on the Colorado Eagle.



INFORMATION

SPECIAL NOTICE. The time shown in this folder is subject to change without notice; is that at which trains or buses may be expected to arrive at and depart from the several stations, but their arrival or departure at the time stated is not guaranteed. This Company reserves the right to discontinue trains, change schedules, and substitute equipment, and will not be responsible for any delay or other deviation from conditions outlined in this time table.

ADJUSTMENT OF FARES. Should any difference arise between yourself and the conductor, pay the fare requested, take receipt for the amount, and refer the matter to the Passenger Traffic Manager, Denver, Colo., for adjustment.

CHILDREN under 5 years of age, free, when accompanied by parent or guardian; 5 years of age and under 12, one-half fare; 12 years of age or over, full fare.

STOPOVERS are permitted at any point enroute where trains are scheduled to stop, within limit of ticket.

FREE SIDE TRIP PUEBLO TO COLORADO SPRINGS OR DENVER AND RETURN. Side trip tickets from Pueblo to Colorado Springs and return will be furnished upon application, westbound to Mo. Pac. conductor or eastbound to D. & R. G. W. conductor into Pueblo, to holders of one-way and round-trip tickets reading over the Mo. Pac., sold at stations east of and including Geneseo, Kan., destined to Salt Lake City, Utah, or points beyond, or the reverse. Side trip tickets Pueblo to Denver and return are furnished only in connection with round-trip tickets via the Mo. Pac. sold at and destined to points shown above. The side trip coupons may also be included in original ticket at the time of purchase or secured upon presentation of the through tickets within their limits to UNION DEPOT TICKET AGENT IN PUEBLO, COLO.

FREE SIDE TRIP SALT LAKE CITY TO OGDEN AND RETURN. Available to holders of all classes of tickets sold at Denver, Colorado Springs or Pueblo, Colorado, and points east, north or south thereof to destinations beyond Salt Lake City, Utah, via Western Pacific Railroad and to destinations beyond Lynndyl, Utah, via U. P. R. R. or the reverse. This side trip from Salt Lake City, Utah, to Ogden, Utah, and return via D. & R. G. W., may be included in through ticket at time of sale, or furnished by D. & R. G. W. agent at Salt Lake City, without additional charge.

FREE SIDE TRIP DENVER TO COLORADO SPRINGS AND RETURN. Arrangements are in effect whereby passengers may obtain free side trips Denver to Colorado Springs and return on certain tickets without additional charge. Side trip tickets may be included in original ticket, or obtained upon presentation of through round-trip excursion ticket, within limit, at Denver Union Station, or any C. B. & Q., C. R. I. & P. or U. P. ticket office at Denver.

CHOICE OF ROUTES. Tickets reading via D. & R. G. W. between Denver, Colorado Springs or Pueblo and Salt Lake City or Ogden will be honored either via Canon City and the Royal Gorge or via the Moffat Tunnel Route (Dotsero Cut-off), except as otherwise provided by tariff.

DENVER & RIO GRANDE WESTERN RAIL TICKETS GOOD OPTIONALLY ON BUSES OF CONTINENTAL BUS SYSTEM, INC. Tickets good for passage over the Denver & Rio Grande Western rail line between Leadville, Colo. and Malta, Colo., will be honored on buses of Continental Bus System, Inc.

BEFORE BOARDING TRAINS ask the ticket agent, brakeman, or conductor whether the train stops at the station to which you may be ticketed. There are stations at which some trains do not stop.

STOPPING TRAINS ON SIGNAL. Where trains are scheduled to stop only on signal, passengers on trains must give advance notice to conductor, and persons intending to board trains must advise agent to that effect, in order that necessary arrangement may be perfected.

TICKET HONORING. All classes of tickets will be honored on all trains, except 25-day excursion, Drivers, Caretakers and Banana Messenger tickets will not be honored on the California Zephyr, Trains 17 and 18. EXCEPTION: Drivers tickets will be honored on all trains, except on the California Zephyr, Trains 17 and 18, to regular or flag stops (not conditional stops) except that Train No. 1 will stop at any station west of Pueblo where conditional stops are authorized, to discharge passengers holding Drivers tickets.

BAGGAGE. Personal baggage consisting of wearing apparel, toilet articles (except liquids) and personal effects in actual use, and necessary for the use, comfort and convenience of the passenger while on the journey, may be checked in baggage service. Money, jewelry, silverware, negotiable papers and like valuables, liquids, fragile or perishable articles, radios, household goods and any article intended for others or for sale, must not be enclosed in baggage to be checked. Carriers will not be responsible for such articles.

Passengers are urged to check all baggage except that actually needed for use enroute. They are also urged to check baggage in advance so that it may be forwarded on a preceding train. Every effort will be made to facilitate handling of baggage but the railroad does not guarantee its forwarding on the same train with the owner nor the time of its arrival at destination.

Passengers may check without additional charge 150 pounds of baggage not exceeding \$100 in value on each adult ticket and 75 pounds not exceeding \$50 in value on each child's half-fare ticket. Around the World or Trans-Pacific passengers may check without additional charge 350 pounds not exceeding \$100 in value on each adult ticket and 175 pounds not exceeding \$50 in value on each child's half-fare ticket.

Each passenger has the privilege of declaring a higher value than the free allowance on his baggage at time of checking. A nominal charge will be made for each \$100, or fraction thereof, declared in excess of the free allowance. The value of baggage checked on one ticket is limited to \$2,500. No single piece of baggage exceeding 300 pounds in weight, 72 inches in greatest dimension, or \$2,500 in value, will be accepted.

Bicycles, baby carriages, guns (not small firearms), and similar articles enumerated in the tariff, when used in connection with the journey, may be checked and included in weight and value of passenger's baggage. The maximum liability on such articles is deemed by the carriers to be not in excess of \$25 unless a higher value is separately declared and paid for at time of checking, on each shipment of such articles for each \$100, or fraction thereof, of additional value declared.

Each piece of baggage should be marked or tagged with passenger's name and address and the passenger's name and permanent address should be placed inside of each piece of baggage whether it is checked or carried on the train.


Storage charges will be assessed on baggage not claimed within 24 hours after its arrival at destination.

Dogs and other household pets may be checked in baggage service subject to tariff rules. Dogs may be checked on leash when securely muzzled and provided with close fitting harness or collar, but should be in crates or other suitable containers, and claimed immediately upon arrival at destination. When handled on trains without train baggage-men, they will be moved only when crated and then only at owner's risk. Carriers do not assume obligation to store or care for dogs at stations. Passengers must attend to feeding and watering dogs enroute and at stations. Passengers should inform themselves regarding quarantine regulations before checking dogs or other animals. Small dogs and other animals, when in baskets or other containers, or on leash and muzzled, may be taken into private room accommodations of sleeping cars.

Baggage checked to a station having no agent must be called for at the baggage car by owner upon reaching such station and duplicate checks surrendered to train baggage-man; otherwise baggage will be carried to first station beyond, where there is an agent. Parcel rooms and parcel checking lockers are maintained in station waiting rooms at all important points.

LOST ARTICLES. Agents will assist in the recovery of lost articles. Passengers should not only give full description of the property, but should state date of loss, number of train and whether left in coach or Pullman car. All lost articles found in coaches on this line are forwarded to J. H. Tanner, Manager of Mail, Baggage and Express Traffic, Denver, Colo., and those found in sleeping cars are forwarded to the Pullman Co. Address the District Superintendent, The Pullman Company, at Denver, Colo., or Salt Lake City, Utah. No responsibility is assumed for unchecked articles left in stations or cars.

Your Industrial Opportunity — The Rocky Mountain Empire



Alive with opportunities in undeveloped natural resources and beckoning markets, territory served by the Rio Grande in Colorado and Utah is rapidly advancing in industrial stature. Equable climate, a stable labor market and pleasant living conditions are attractive to industry. A dependable transportation system smooths the way from producer to processor to consumer. Your inquiry will be handled promptly and confidentially.

E. L. BEARDSLEY
Director of Industrial Development
Denver & Rio Grande Western Railroad
1531 Stout Street — Denver 2, Colorado

PERSONALIZED SERVICE

Rio Grande passenger and freight representatives, listed below, will welcome an opportunity to assist you with any travel or shipping problems.

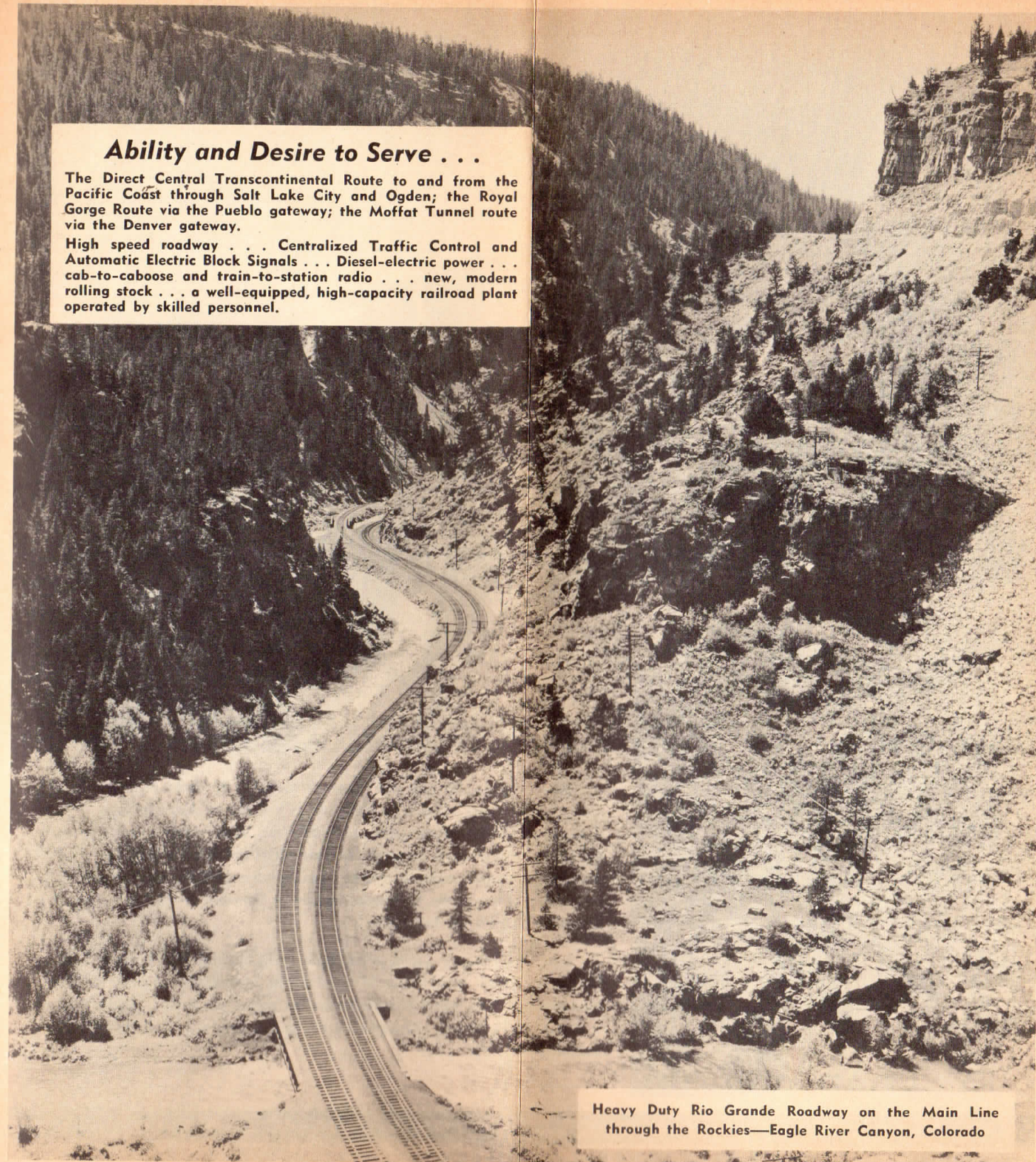


- ALAMOSA, COLO.**—Rio Grande Freight Depot—Phone 210
R. W. CLARK, District Freight & Passenger Agent.
- ATLANTA 3, GA.**—1521 Healey Bldg.—
57 Forsyth St. N. W.—Lamar 4831
R. E. KNIGHT, General Agent.
- BOSTON 16, MASS.**—411 Little Bldg.—
80 Boylston St.—Liberty 2-9891
C. O. TOBIAS, General Agent.
- CHICAGO 3, ILL.**—Suite 2321 Bankers Building—
105 West Adams St.—Randolph 6-7445
G. C. CLEGG, Eastern Traffic Manager.
C. J. DOMBROW, General Passenger Agent.
J. B. WILLIAMS, Assistant Traffic Manager.
D. J. LEWIS, Commercial Agent.
W. H. MESTER, City Passenger Agent.
E. J. CERNY, City Ticket Agent.
J. A. BURKE, Perishable Freight Agent.
B. F. GALLAGHER, Traveling Freight & Passenger Agent.
M. L. COLBY, Traveling Freight & Passenger Agent.
R. W. BAILEY, Traveling Freight & Passenger Agent.
S. E. DAVIS, City Freight Agent.
W. R. KINDER, City Freight Agent.
W. P. MENARD, City Freight Agent.
- CINCINNATI 2, OHIO**—1431 Enquirer Bldg.—
617 Vine St.—Parkway 3212
A. C. DICK, General Agent.
E. H. NELSON, Traveling Freight & Passenger Agent.
- CLEVELAND 13, OHIO**—509 Terminal Tower Building—
50 Public Square—Cherry 1-7386
A. S. EATON, District Freight & Passenger Agent.
- COLORADO SPRINGS, COLO.**—
Suite 317 Exchange National Bank Bldg.—
6 South Tejon St.—Main 2884
E. D. MORRISON, General Agent.
H. L. JOHNSON, District Freight & Passenger Agent.
- CRAIG, COLO.**—Rio Grande Freight Depot—Phone 340
B. F. MOORE, District Freight & Passenger Agent.
- DALLAS 1, TEXAS**—607 Great National Life Building—
1604 Main St.—Phone Randolph 6322
J. B. LATIMER, General Agent.
T. J. BACON, District Freight & Passenger Agent.
- DENVER 2, COLO.**—
Rio Grande Bldg.—1531 Stout St.—Acoma 5533
City Ticket Office—Room 101—Main Floor
B. E. GREGORY, General Agent, Passenger Department.
D. G. FRAZIER, City Ticket Agent.
H. M. COX, City Passenger Agent.
C. L. RAHNE, City Passenger Agent.
T. D. JOHNSON, Depot Passenger Agent.
Freight Department—Room 100—Main Floor
E. K. WEST, General Agent, Freight Department.
C. M. WILDT, Commercial Agent.
A. L. BURSON, City Freight Agent.
A. D. COX, City Freight Agent.
H. C. McVEAN, Traffic Representative.
D. J. IZETT, Livestock Agent.
- DETROIT 2, MICH.**—5-157 General Motors Bldg.—
3044 West Grand Blvd.—Trinity 5-3025
P. O. SPURGEON, General Agent.
W. A. SIEBERT, Traveling Freight & Passenger Agent.
J. H. KRESS, Traveling Freight & Passenger Agent.
- EUGENE, ORE.**—203 Ardel Offices
33 10th Avenue East—Phone 5-7161
J. T. HULL, Commercial Agent.
- FRESNO 21, CAL.**—207 T. W. Patterson Bldg.—
2014 Tulare St.—Phone 4-3290
M. E. PYEATT, General Agent.
- GRAND JUNCTION, COLO.**—
Rio Grande Freight Depot—Phone 3021
W. J. MOORE, General Agent.
- KANSAS CITY 6, MO.**—524 Railway Exchange Bldg.
705 Walnut St.—Victor 5520
W. D. FERNALD, General Agent.
J. W. SAMPLE, Traveling Freight & Passenger Agent.
J. D. KEY, Traveling Freight & Passenger Agent.
- LOS ANGELES 14, CAL.**—724 Pacific Mutual Bldg.
523 West 6th St.—Madison 9-2156
A. R. ANDERSON, General Agent.
O. V. HOWARD, District Passenger Agent.
G. L. NICOLIN, Commercial Agent.
L. S. BRISTOL, City Freight Agent.
E. D. BURKE, City Freight Agent.
R. C. MILNES, City Freight Agent.
- MINNEAPOLIS 2, MINN.**—360 Rand Tower
527 Marquette Ave.—Atlantic 7888
C. W. CAMPBELL, General Agent.
- NEW YORK 18, N. Y.**—500 Fifth Ave., Room 220.
Chickering 4-7515
V. A. FARRELL, Assistant Traffic Manager.
W. C. RUBIEN, District Passenger Agent.
T. V. SIMMONS, City Passenger Agent.
G. L. KENNY, Commercial Agent.
C. J. DOBOL, Perishable Freight Agent.
J. W. WESTLAKE, Traveling Freight & Passenger Agent.
J. J. O'DONNELL, Traveling Freight & Passenger Agent.
E. K. YAEGER, City Freight Agent.
J. R. MELANSON, City Freight Agent.
- OAKLAND 12, CAL.**—514 Central Bank Bldg.—
14th & Broadway—Glencourt 1-4925
R. E. DAVIS, General Agent.
W. B. WAGNER, City Freight Agent.
T. M. SAFFOLD, City Freight Agent.
- OGDEN, UTAH**—Rio Grande Freight Depot
130 24th Street—Phone 3-3325
C. F. MOULTON, General Agent.
- OMAHA 2, NEB.**—
313 Grain Exch. Bldg., 19th & Harney—Jackson 5100
S. L. LOCKWOOD, General Agent.
R. G. SCHWARTZ, Traveling Freight & Passenger Agent.
O. F. WAGNER, Traveling Freight & Passenger Agent.
E. W. DeJONG, Traveling Freight & Passenger Agent.
- PITTSBURGH 22, PA.**—1410 Oliver Bldg.
535 Smithfield St.—Atlantic 1-2766
U. E. LLOYD, General Agent.
F. E. HILL, Traveling Freight & Passenger Agent.
T. J. NOLAN, Traveling Freight & Passenger Agent.
- PORTLAND 4, ORE.**—417 Pacific Bldg.
520 S. W. Yamhill St.—Beacon 6104
W. M. KIRKPATRICK, Assistant Traffic Manager.
N. W. VORPAHL, Traveling Freight & Passenger Agent.
- PROVO, UTAH**—Rio Grande Freight Depot
6th South and 3rd West—Phone 240
S. D. BURNSIDE, District Freight & Passenger Agent.
C. F. FISCHER, Traffic Representative.
- PUEBLO, COLO.**—Suite 227 Central Bldg.—
120 N. Main St.—Phones 5510, 6842
J. M. JENSEN, Assistant Traffic Manager.
E. W. SANFORD, District Freight & Passenger Agent.
W. M. LEWIS, Traveling Freight & Passenger Agent.
- RENO, NEV.**—98 Sunnyside Drive—
Phone 2-1373
J. B. HUNTER, General Agent.
- SACRAMENTO 14, CAL.**—926 Forum Bldg.
1107 Ninth Street—Phone Hudson 4-4432
H. I. SCOFIELD, General Agent.
H. H. HILL, Traveling Freight & Passenger Agent.
- ST. LOUIS 3, MO.**—
1218 Olive St., Suite 1210—Garfield 3670
H. A. ROBERTSON, Assistant Traffic Manager.
F. D. LUCAS, District Freight & Passenger Agent.
H. A. DEHNE, Commercial Agent.
J. M. SINCLAIR, Traveling Freight & Passenger Agent.
- SALT LAKE CITY 1, UTAH**—
24 South Main Street—Phone 4-6551
H. J. RIGGERT, Assistant Traffic Manager.
D. P. HEINER, General Agent, Passenger Dept.
R. S. LAWRENCE, General Agent, Freight Dept.
J. M. ALDRICH, Commercial Agent.
G. W. BUNNER, City Passenger Agent.
F. J. MANGAN, City Ticket Agent.
J. C. WALDIE, Depot Passenger Agent.
J. L. HILL, Traveling Freight Agent.
CECIL PEARSON, City Freight Agent.
B. H. OCKEY, City Freight Agent.
- SAN FRANCISCO 5, CAL.**—291 Monadnock Bldg.—
681 Market St.—Garfield 1-2688
C. J. HARBEKE, Western Traffic Manager.
J. K. SPEIGHT, General Agent.
R. G. DE GUIRE, District Passenger Agent.
M. E. CHASE, Commercial Agent.
M. W. WELDON, Commercial Agent.
C. R. LENNIG, Traveling Freight & Passenger Agent.
C. E. MILLS, Traveling Freight & Passenger Agent.
G. A. CRONIN, City Freight Agent.
J. McMILLEN, City Freight Agent.
L. L. TAYLOR, City Freight Agent.
R. A. HANSEN, City Freight Agent.
- SEATTLE 1, WASH.**—503 White-Henry-Stuart Bldg.
4th & University—Eliot 8482
C. B. LOWRY, Commercial Agent.
- WASHINGTON 5, D. C.**—535 Shoreham Bldg.
15th & H Sts. N. W.—Executive 0373
J. L. HENNING, General Agent.
P. P. MAGUIRE, Traveling Freight & Passenger Agent.

Ability and Desire to Serve . . .

The Direct Central Transcontinental Route to and from the Pacific Coast through Salt Lake City and Ogden; the Royal Gorge Route via the Pueblo gateway; the Moffat Tunnel route via the Denver gateway.

High speed roadway . . . Centralized Traffic Control and Automatic Electric Block Signals . . . Diesel-electric power . . . cab-to-caboose and train-to-station radio . . . new, modern rolling stock . . . a well-equipped, high-capacity railroad plant operated by skilled personnel.



Heavy Duty Rio Grande Roadway on the Main Line through the Rockies—Eagle River Canyon, Colorado



F. C. HOGUE, Vice President—Traffic

O. J. GRIMES, General Traffic Manager

W. M. CAREY, General Freight Traffic Manager

H. F. ENO, Passenger Traffic Manager

Rio Grande Building, 1531 Stout Street, Denver, Colorado