


"Follow the Flag"



**WABASH**

**TIME TABLES**  
CORRECTED TO JUNE 18, 1939



"Follow the Flag"



**WABASH**

**TIME TABLES**  
CORRECTED TO JUNE 18, 1939



# IF YOU ARE "TOUR-MINDED"

*Wabash Offers . . .*

Low-Cost, All-Expense, Escorted Tours and Cruises to the most popular vacation-lands . . . North . . . South . . . East and West.

**GET THE MOST FOR YOUR VACATION DOLLAR**

Niagara Falls — Toronto  
Wisconsin Dells  
Georgian Bay Cruise  
Saguenay River Cruises  
Great Lake Cruises

Colorado — Estes Park  
Yellowstone Park  
Zion — Bryce — Grand Canyon  
California  
Sun Valley, Idaho

Banner Tour to California — Canadian Rockies  
Summer Tours to Old Mexico

## "GO-ANY-DAY TOURS"

to the New York and San Francisco World's Fair. Ask about the special "Grand Circle" Rail Ticket to include both Fairs.

*Mail This Coupon NOW!*

**FREE TOUR FOLDER**

WABASH TRAVEL BUREAU,  
1450 Railway Exchange Bldg.,  
St. Louis, Mo.

Please send me free folder "WABASH TOURS."

I am interested in a Tour to: .....

Name .....

Street .....

City .....









## THROUGH CAR SERVICE AND EQUIPMENT

### CHICAGO AND ST. LOUIS

Mls.	SOUTHBOUND				Route	Mls.	NORTHBOUND				Route
	11 Daily	21 Daily	17 Daily	10 Daily			24 Daily	18 Daily			
.0	Lv Chicago (Dearborn Station)	11.35AM	4.30PM	11.50PM	Wabash	.0	Lv St. Louis (Union Station)	12.00AM	4.25PM	11.55PM	Wabash
6.5	Lv Chicago (Englewood)	11.47AM	4.42PM	12.05AM	"	.0	Lv St. Louis (Delmar Blvd.)	12.13PM	4.38PM	12.10AM	"
172.5	Lv Decatur	2.41PM	7.23PM	4.05AM	"	113.2	Lv Decatur	2.21PM	6.40PM	2.55AM	"
	Ar St. Louis (Delmar Blvd.)	4.47PM	9.25PM	7.01AM	"	279.1	Ar Chicago (Englewood)	5.14PM	9.23PM	7.02AM	"
285.7	Ar St. Louis (Union Station)	6.05PM	9.45PM	7.25AM	"	285.7	Ar Chicago (Dearborn Station)	6.30PM	9.35PM	7.20AM	"

#### No. 11—BANNER BLUE.

Pullman Observation-Drawing Room-Parlor Car.  
Pullman Parlor-Lounge Car (Radio).  
Cafe-Lounge Car.  
New Reclining Chair Car.

#### No. 21—BLUE BIRD.

Pullman Parlor-Lounge Car (Radio).  
Dining Car.  
New Reclining Chair Car.

#### No. 17—THE MIDNIGHT LIMITED.

Club-Lounge Car (Radio) (serving Midnight Luncheon and Breakfast).  
Sleeping Cars—Two-10 Sec., 3 Bed Rooms.  
(Open —12 Sec., Drawing Room.  
9:30 PM.)  
New Reclining Chair Car.

#### No. 10—BANNER BLUE.

Pullman Parlor-Lounge Car (Radio).  
Cafe-Lounge Car.  
New Reclining Chair Car.

#### No. 24—BLUE BIRD.

Pullman Observation-Drawing Room-Parlor Car.  
Pullman Parlor-Lounge Car (Radio).  
Dining Car.  
New Reclining Chair Car.

#### No. 18—THE MIDNIGHT LIMITED.

Club-Lounge Car (Radio) (serving Midnight Luncheon and Breakfast).  
Sleeping Cars—10 Sec., 3 Bed Rooms.  
(Open —12 Sec., Drawing Room.  
9:30 PM.) —12 Sec. (from Delmar Station).  
—10 Sec., 3 Bed Rooms (from Delmar Station).  
(Sleeping cars can be occupied until 8:00 AM. after arrival in Chicago.)  
New Reclining Chair Car.

### CHICAGO, FORT WAYNE AND DETROIT

Mls.	EASTBOUND			Route	Mls.	WESTBOUND			Route		
	52 Daily	4 Daily	44 Daily			79 Daily	7 Daily	201 Daily			
.0	Lv Chicago (C.T.)	9.30AM	4.15PM	11.15PM	Penn	.0	Lv Detroit (E.T.)	12.07PM	4.25PM	12.15AM	Wabash
7.1	Lv Englewood (63rd St.)	9.45AM	4.28PM	11.30PM	"	146.5	Lv Fort Wayne (Wabash Ry.)	2.00PM	5.55PM	2.10AM	"
148.0	Ar Fort Wayne (Penn. R. R.)	12.12PM	6.25PM	1.46AM	"	146.5	Ar Fort Wayne (Penn. R. R.)	2.12PM	6.00PM	3.30AM	Penn.
148.0	Lv Fort Wayne (Wabash Ry.)	12.25PM	6.25PM	2.30AM	Wabash	287.4	Ar Englewood (63rd St.)	4.38PM	7.56PM	6.13AM	"
294.5	Ar Detroit (E.T.) (Fort St. Un. Sta.)	4.15PM	10.00PM	7.40AM	"	294.5	Ar Chicago (C.T.) (Union Sta. Canal & Adams)	4.55PM	8.10PM	6.30AM	"

#### No. 52—DETROIT EXPRESS.

Pullman Parlor-Lounge-Dining Car.  
Reclining Chair Car.

#### No. 4—THE DETROIT ARROW.

Pullman Observation-Drawing Room-Lounge Parlor Car.  
Pullman Solarium-Lounge-Parlor Car.  
Dining Car—with Tap-Room.  
Reclining Chair Car.

#### No. 44—MID-CITY EXPRESS.

Club-Lounge Car (Radio) (serving Midnight Luncheon and Breakfast).  
Sleeping Cars—Open Sections, Drawing Rooms, Double Bedrooms.  
Reclining Chair Car.

(Sleeping Cars open at 9:00 PM.)

#### No. 79—CHICAGO EXPRESS.

Pullman Parlor-Lounge Dining Car.  
Reclining Chair Car.

#### No. 7—THE DETROIT ARROW.

Pullman Observation-Drawing Room-Lounge Parlor Car.  
Pullman Solarium-Lounge-Parlor Car.  
Dining Car—with Tap-Room.  
Reclining Chair Car.

#### No. 201—MID-CITY EXPRESS.

Club-Lounge Car (Radio) (serving Midnight Luncheon and Breakfast).  
Sleeping Cars—Open Sections, Drawing Rooms, Double Bedrooms.  
Reclining Chair Car.

(Sleeping Cars open at 10:00 PM., E.S.T.)

### ST. LOUIS, DETROIT AND TOLEDO

Mls.	EASTBOUND		Route	Mls.	WESTBOUND		Route		
	4 Daily	2 Daily			79-1 Daily	3 Daily			
.0	Lv St. Louis (Union Sta.) (C.T.)	8.58AM	6.28PM	Wabash	.0	Lv Detroit (E.T.)	12.07PM	8.30PM	Wabash
.0	Lv St. Louis (Delmar Blvd.)	9.12AM	6.43PM	"	146.5	Ar Ft. Wayne	2.00PM	10.20PM	Wabash
113.2	Lv Decatur	11.40AM	9.30PM	"	241.2	Lv Toledo (E.T.)		8.15PM	Wabash
187.1	Lv Danville	1.45PM	11.15PM	"	146.5	Lv Ft. Wayne (C.T.)	2.15PM	10.37PM	Wabash
233.3	Lv Lafayette	2.50PM	12.20AM	"	170.5	Lv Huntington	2.50PM	11.21PM	"
270.3	Lv Logansport	3.42PM	1.18AM	"	202.6	Lv Peru	3.38PM	12.12AM	"
286.2	Lv Peru	4.20PM	1.50AM	"	218.5	Lv Logansport	4.00PM	12.45AM	"
318.3	Ar Huntington	5.18PM	2.36AM	"	255.5	Lv Lafayette	4.53PM	1.50AM	"
342.3	Ar Ft. Wayne (C.T.)	6.05PM	3.10AM	"	301.6	Lv Danville	6.07PM	3.15AM	"
437.0	Ar Toledo (E.T.)		8.00AM	Wabash	375.6	Lv Decatur	7.42PM	5.00AM	"
342.3	Lv Ft. Wayne (C.T.)	6.25PM	3.30AM	Wabash	488.8	Ar St. Louis (Delmar Blvd.)	10.07PM	7.37AM	"
488.8	Ar Detroit (E.T.)	10.00PM	7.50AM	"		Ar St. Louis (Union Sta.)	10.25PM	8.00AM	"

#### No. 4—DETROIT SPECIAL.

Wabash Parlor-Cafe-Lounge Car (Radio)—St. Louis to Detroit.  
Coach—with Smoking Room.—St. Louis to Detroit.

#### No. 2—DETROIT LIMITED.

Observation Sleeping Car—10 Sec.—St. Louis to Detroit.  
Sleeping Car—8 Sec., Drawing Room, Compts.—St. Louis to Detroit.  
Cafe-Lounge Car (Radio)—St. Louis to Detroit.  
Reclining Chair Car.—St. Louis to Detroit.  
Sleeping Car—12 Sec., Drawing Room.—St. Louis to Toledo.  
Coach—Ft. Wayne to Toledo.

#### No. 1—ST. LOUIS SPECIAL.

Wabash Parlor-Cafe-Lounge Car (Radio)—Detroit to St. Louis.  
Coach—with Smoking Room.—Detroit to St. Louis.

#### No. 3—ST. LOUIS LIMITED.

Observation Sleeping Car—10 Sec.—Detroit to St. Louis.  
Sleeping Car—8 Sec., Drawing Room, Compts.—Detroit to St. Louis.  
Cafe-Lounge Car (Radio)—Detroit to St. Louis.  
Reclining Chair Car.—Detroit to St. Louis.  
Sleeping Car—12 Sec., Drawing Room.—Toledo to St. Louis.  
Coaches—Toledo to Ft. Wayne.

## THROUGH CAR SERVICE AND EQUIPMENT

### ST. LOUIS AND KANSAS CITY

Miles	WESTBOUND				Route	EASTBOUND				Route		
	23 Daily	3 Daily	9 Daily	17 Daily		2 Daily	22 Daily	12 Daily	18 Daily			
.0	Lv St. Louis (Un. Sta.) (C.T.)	9.05AM	1.58PM	4.05PM	11.45PM	Wabash	Lv Kansas City	8.20AM	11.00AM	4.45PM	11.55PM	Wabash
5.6	Lv St. Louis (Delmar Blvd.)	9.18AM	2.11PM	4.18PM	12.01AM	"	Ar Moberly	10.51AM	1.54PM	7.10PM	3.10AM	"
109.1	Ar Mexico	11.38AM	3.53PM	6.07PM	2.23AM	"	Ar Centralia	11.22AM	2.28PM	7.43PM	4.04AM	"
123.2	Ar Centralia	12.05PM	4.11PM	6.27PM	2.48AM	"	Ar Mexico	11.38AM	2.49PM	8.00PM	4.33AM	"
147.1	Ar Moberly	12.34PM	4.34PM	6.52PM	3.25AM	"	Ar St. Louis (Delmar Blvd.)	1.20PM	5.10PM	9.40PM	7.06AM	"
278.1	Ar Kansas City	3.35PM	7.08PM	9.30PM	7.30AM	"	Ar St. Louis (Un. Sta.) (C.T.)	1.40PM	6.30PM	10.00PM	7.30AM	"

For train equipment, see table below.

Example: Train No. 23 above carries same equipment as No. 23 below.

For train equipment, see table below.

Example: Train No. 2 above carries same equipment as No. 2 below.

### ST. LOUIS, KANSAS CITY, DENVER, LOS ANGELES, SAN FRANCISCO, PORTLAND AND SEATTLE

Miles	WESTBOUND					Route	EASTBOUND					Route					
	23 Daily	3 Daily	Ex-ample	9 Daily	Ex-ample		17 Daily	2 Daily	Ex-ample	22 Daily	12 Daily		Ex-ample	18 Daily			
.0	Lv St. Louis (Union Sta.) (C.T.)	9.05AM	1.58PM	Sun.	4.05PM	Sun.	11.45PM	Wabash	Lv Los Angeles (P.T.)	8.00PM	Sun.	8.00AM	Un.Pac.				
5.6	Lv St. Louis (Delmar Blvd.)	9.18AM	2.11PM	"	4.18PM	"	12.01AM	"	Ar Salt Lake City (M.T.)	5.50PM	Mon.	6.25AM	"				
109.1	Ar Mexico	11.38AM	3.53PM	"	6.07PM	"	2.23AM	"	Ar Salt Lake City	6.30PM	"	6.45AM	"				
123.2	Ar Centralia	12.05PM	4.11PM	"	6.27PM	"	2.48AM	"	Lv Ogden	7.35PM	"	8.35AM	"				
147.1	Ar Moberly	12.34PM	4.34PM	"	6.52PM	"	3.25AM	"	Ar Denver	8.50AM	Tue.	11.35PM	"				
278.1	Ar Kansas City	3.35PM	7.08PM	"	9.30PM	"	7.30AM	"	Lv San Francisco (P.T.)	8.35PM	Sun.	8.35AM	So. Pac.				
278.1	Lv Kansas City (C.T.)		7.30PM	Sun.	10.15PM	Sun.		Un.Pac.	Ar Ogden (P.T.)	6.10PM	Mon.	6.55AM	"				
918.	Lv Denver (M.T.)		7.50AM	Mon.	12.50PM	Mon.		"	Lv Ogden (M.T.)	7.35PM	"	8.35AM	Un.Pac.				
918.	Lv Denver		8.25AM	"	5.45PM	"		"	Lv Cheyenne		"	9.10PM	"				
1024.	Ar Cheyenne		11.20AM	"		"		"	Ar Denver (M.T.)	8.50AM	Tue.	11.35PM	"				
1508.	Ar Ogden (M.T.)		10.05PM	Mon.	6.30AM	Tue.		"	Lv Seattle (P.T.)	4.20PM	Sun.	11.30PM	Un.Pac.				
1508.	Lv Ogden (P.T.)		11.35PM	Mon.	8.20AM	Tue.		So. Pac.	Lv Tacoma	5.50PM	"	1.00AM	"				
2290.	Ar San Francisco (P.T.)		9.30PM	Tue.	8.25AM	Wed.		"	Lv Portland (P.T.)	9.35PM	Sun.	8.00AM	Un.Pac.				
1508.	Lv Ogden (M.T.)		10.20PM	Tue.	6.45AM	Wed.		Un.Pac.	Ar Pocatello (M.T.)	6.40PM	Mon.	5.35AM	"				
1543.	Ar Salt Lake City		11.10PM	"	7.35AM	"		"	Lv Cheyenne		"	9.10PM	"				
1543.	Lv Salt Lake City (M.T.)		11.25PM	"	10.05AM	"		"	Ar Denver	10.30AM	Tue.	11.35PM	"				
2237.	Ar Los Angeles (P.T.)		5.50PM	"	8.30AM	Wed.		"	Lv Denver (M.T.)	4.50PM	Tue.	11.59PM	Un.Pac.				
918.	Lv Denver (M.T.)		8.25AM	Mon.	5.45PM	Mon.		Un.Pac.	Ar Kansas City (C.T.)	7.35AM	Wed.	3.45PM	"				
1024.	Ar Cheyenne (M.T.)		11.20AM	"		"		"	Lv Kansas City	8.20AM	Wed.	11.00AM	4.45PM	Tue.	11.55PM	Wabash	
2290.	Ar Portland (P.T.)		8.40PM	Tue.	7.35AM	Wed.		"	Ar Moberly	10.51AM	"	1.54PM	"	7.10PM	"	3.10AM	"
2435.	Ar Tacoma		5.05AM	Wed.	1.04PM	"		"	Ar Centralia	11.22AM	"	2.28PM	"	7.43PM	"	4.04AM	"
2473.	Ar Seattle (P.T.)		6.45AM	"	2.20PM	"		"	Ar Mexico	11.38AM	"	2.49PM	"	8.00PM	"	4.33AM	"
									Ar St. Louis (Delmar Blvd.)	1.20PM	"	5.10PM	"	9.40PM	"	7.06AM	"
									Ar St. Louis (Union Sta.) (C.T.)	1.40PM	"	6.30PM	"	10.00PM	"	7.30AM	"

c—Connecting Service      \*Via Borie Cut-Off

#### No. 3—PACIFIC COAST LIMITED.

Sleeping Car—10 Sec., Compts., Drawing Room.—St. Louis to San Francisco (via Union Pacific from Kansas City and Denver.)  
Wabash Cafe-Lounge Car (Radio)—St. Louis to Kansas City.  
Reclining Chair Car.—St. Louis to Denver (via Union Pacific).  
Sleeping Car—Kansas City to Los Angeles and Portland (via Union Pacific).  
Coach—Kansas City to Los Angeles and San Francisco (via Union Pacific).  
Dining Car Service.

#### No. 9—ST. LOUIS-COLORADO LIMITED.

Sleeping Cars—12 Sec., Drawing Room.—St. Louis to San Francisco via Union Pacific-Southern Pacific. (Note: Eastbound this car operates via Omaha and No. 14 to St. Louis.)  
—10 Sec., Compts., Drawing Room.—St. Louis to Los Angeles (via Kansas City and Rock Island-Southern Pacific every second day.)  
Pullman Observation-Parlor Car-Drawing Room.—St. Louis to Kansas City.  
Wabash Cafe-Lounge Car (Radio)—St. Louis to Kansas City.  
Reclining Chair Car.—St. Louis to Kansas City.  
Club-Observation Car—Kansas City to Denver (via Union Pacific).  
Coach—Kansas City to Portland (via Union Pacific).  
Tourist Sleeping Car—Kansas City to San Francisco (via Union Pacific).

#### No. 17—MIDNIGHT LIMITED.

Sleeping Cars—10 Sec., Compts., Drawing Room.—St. Louis to Kansas City.  
(Open —12 Sec., Drawing Room.—St. Louis to Kansas City.  
9:30 PM.) —12 Sec., Drawing Room (from Delmar Station)—St. Louis to Kansas City.  
—8 Sec., Compts., Drawing Room.—St. Louis to Los Angeles (via Kansas City and Santa Fe every third day.)  
Reclining Chair Car.—St. Louis to Kansas City.

#### No. 23—KANSAS CITY EXPRESS—Parlor-Cafe-Lounge Car (Radio) and Coaches.

c—Connecting Service      \*Via Borie Cut-Off

#### No. 2—PACIFIC COAST LIMITED.

Sleeping Car—10 Sec., Compts., Drawing Room.—San Francisco to St. Louis (via Union Pacific via Denver to Kansas City).  
Club-Observation Car.—Denver to Kansas City.  
Wabash Cafe-Lounge Car (Radio)—Kansas City to St. Louis.  
Reclining Chair Car.—Denver to St. Louis (via Union Pacific to Kansas City).  
Coach—Portland to Kansas City (via Union Pacific).  
Dining Car Service.

#### No. 12—ST. LOUIS SPECIAL.

Pullman Observation-Parlor Car-Drawing Room.—Kansas City to St. Louis.  
Wabash Cafe-Lounge Car (Radio)—Kansas City to St. Louis.  
Reclining Chair Car.—Kansas City to St. Louis.

#### No. 18—MIDNIGHT LIMITED.

Sleeping Cars—10 Sec., Compts., Drawing Room.—Kansas City to St. Louis.  
(Open —12 Sec., Drawing Room.—Kansas City to St. Louis.  
10:00 PM.) —12 Sec., Drawing Room.—Kansas City to St. Louis.  
—8 Sec., Compts., Drawing Room.—Los Angeles to St. Louis (via Santa Fe to Kansas City, every third day.)  
—10 Sec., Compts., Drawing Room.—Los Angeles to St. Louis (via Southern Pacific-Rock Island to Kansas City every second day.)  
Reclining Chair Car.—Kansas City to St. Louis.

#### No. 22—ST. LOUIS EXPRESS—Parlor-Cafe-Lounge Car (Radio) and Coaches.



THROUGH CAR SERVICE AND EQUIPMENT

WESTBOUND		ST. LOUIS AND LOS ANGELES		EASTBOUND	
Ex-ample	9 Miles	Via Rock Island-Sou. Pacific Every Second Day	18	Ex-ample	Route
Sun.	4:05PM .0	Lv St. Louis (Un. Sta.) (C.T.)	Ar 7:30AM	Wed.	Wabash
"	4:18PM 5.6	Lv St. Louis (Delmar Station)	Ar 7:06AM	"	"
"	9:30PM 278.1	Ar Kansas City (C.T.)	Lv 11:55PM	Tue.	"
Mon.	11:10PM 278.1	Lv Kansas City (C.T.)	Ar 8:15PM	Mon.	Rock Island
"	9:50PM 1227.	Ar El Paso (M.T.)	Lv 7:55PM	"	Sou. Pac.
"	6:00AM 1568.	Ar Tucson	Lv 11:15AM	"	"
"	9:20AM 1689.	Ar Phoenix (M.T.)	Lv 8:10AM	"	"
"	4:02PM 2012.	Ar Palm Springs (P.T.)	Lv 11:18PM	Sun.	"
"	7:25PM 2114.	Ar Los Angeles (P.T.)	Lv 8:10PM	"	"

**Nos. 9 and 18.**  
 Sleeping Cars—10 Sec., Compts., Drawing Room.—St. Louis and Los Angeles.  
 Westbound—Leave St. Louis, June 18, 20, 22, 24, 26, 28, 30, July 2, 4, 6, 8, 10, 12, 14, 16, 18, 20, 22, 24, 26, 28, 30, August 1, 3, 5, 7, 9 and every second day thereafter.  
 Eastbound—Leave Los Angeles, June 19, 21, 23, 25, 27, 29, July 1, 3, 5, 7, 9, 11, 13, 15, 17, 19, 21, 23, 25, 27, 29, 31, August 2, 4, 6, 8, 10 and every second day thereafter.

WESTBOUND		ST. LOUIS—DES MOINES		EASTBOUND	
11 Daily	Miles	STATIONS	14-18 Daily	Route	
8:00PM .0		Lv St. Louis (Union Station)	Ar 7:30AM	Wabash	
8:14PM 5.6		Lv St. Louis (Delmar Station)	Ar 7:06AM	"	
11:20PM 147.1		Ar Moberly	Lv 3:25AM	"	
11:30PM 147.1		Lv Moberly	Ar 3:05AM	"	
12:10AM 170.4		Ar Macon	Lv 2:20AM	"	
1:07AM 205.1		Lv Kirksville	Ar 1:07AM	"	
3:10AM 271.3		Lv Albia	Lv 11:15PM	"	
6:00AM 339.9		Ar Des Moines	Lv 9:00PM	"	

**No. 11—DES MOINES LIMITED, and Nos. 14—18 ST. LOUIS LIMITED**  
 Sleeping Cars—14 Sec.—St. Louis and Des Moines.  
 Reclining Chair Cars.  
 Sleeping car on arrival at Des Moines, available until 8:00 AM.

NORTHBOUND		DECATUR—CHICAGO		SOUTHBOUND	
18 Daily	Miles	STATIONS	17 Daily	Route	
2:55AM .0		Lv Decatur	Ar 3:55AM	Wabash	
7:02AM 165.9		Ar Englewood (63rd & Wallace)	Lv 12:05AM	"	
7:20AM 172.5		Ar Chicago (Dearborn Station)	Lv 11:50PM	"	

**Nos. 18 and 17.**  
 Sleeping Cars—12 Open Sections—Drawing Room.  
 (Open at Decatur 9:00 PM.—at Chicago 9:30 PM.—available until 8:00 AM., on arrival at Decatur.)  
 Reclining Chair Cars.

WESTBOUND		DECATUR—HANNIBAL—MOBERLY		EASTBOUND	
No. 3 Daily	STATIONS	No. 2 Daily			
5:15AM	Lv Decatur	Ar 8:40PM			
10:35AM	Lv Hannibal	Lv 3:47PM			
1:10PM	Ar Moberly	Lv 1:30PM			

**Nos. 3 and 2 (Motor Trains). Coach Service Only.**

### TRAVELERS CHEQUES

• At many of our offices where you secure your railroad ticket, you may safeguard the funds you are carrying by changing them into American Express Travelers Cheques. These Cheques, when presented with the necessary signature, are accepted on our dining and buffet cars, at hotels and other places serving travelers. They are issued in denominations of \$10, \$20, \$50 and \$100 at a standard price of 75 cents for each \$100 purchased. A prompt refund is made if any of the cheques are lost or stolen.

WESTBOUND		ST. LOUIS AND LOS ANGELES		EASTBOUND	
Ex-ample	17 Miles	Via Santa Fe Every Third Day	18	Ex-ample	Route
Sun.	11:45PM .0	Lv St. Louis (Un. Sta.) (C.T.)	Ar 7:30AM	Wed.	Wabash
Mon.	12:01AM 5.6	Lv St. Louis (Delmar Station)	Ar 7:06AM	"	"
"	7:30AM 278.1	Ar Kansas City (C.T.)	Lv 11:55PM	Tue.	"
Tue.	9:15AM 278.1	Lv Kansas City (C.T.)	Ar 7:15PM	Mon.	A.T.&S.T.
"	10:00AM 1166.	Ar Albuquerque (M.T.)	Lv 6:20PM	"	"
"	8:00PM 1570.	Ar Ash Fork	Lv 8:55AM	"	"
Wed.	6:10AM 1995.	Ar San Bernardino (P.T.)	Lv 9:10PM	Sun.	"
"	7:50AM 2045.	Ar Pasadena	Lv 7:50PM	Sun.	"
"	8:20AM 2055.	Ar Los Angeles (P.T.)	Lv 7:15PM	Sun.	"

**Nos. 17 and 18.**  
 Sleeping Cars—8 Sec., Compts., Drawing Room.—St. Louis and Los Angeles.  
 (St. Louis car open at 9:30 PM.)  
 Leave St. Louis and Los Angeles June 18, 21, 24, 27, 30, July 3, 6, 9, 12, 15, 18, 21, 24, 27, 30, August 2, 5, 8, 11, 14, 17, 20, 23 and every third day thereafter.

WESTBOUND		ST. LOUIS—OMAHA—LOS ANGELES—SAN FRANCISCO—PORTLAND		EASTBOUND	
Example	11 Daily	Miles	STATIONS	14 Daily	Route
Sun.	8:00PM .0		Lv St. Louis	Ar 8:08AM	Wabash
"	8:14PM 5.6		Lv St. Louis (Delmar Station)	Ar 7:45AM	"
"	11:20PM 147.1		Ar Moberly	Lv 4:50AM	"
Mon.	8:10AM 410.8		Ar Council Bluffs	Lv 8:42PM	"
"	8:30AM 413.6		Ar Omaha	Lv 8:30PM	"
Wed.	c 8:25AM 2185.		Ar San Francisco	Lv 8:35PM	Sou. Pac.
"	c 8:30AM 2223.		Ar Los Angeles	Lv 8:00PM	Un. Pac.
"	c 7:35AM 2197.		Ar Portland	Lv 9:35PM	"

**No. 11—OMAHA LIMITED, and No. 14—ST. LOUIS LIMITED**  
 Sleeping Cars—12 Sec., Drawing Room.—St. Louis and Omaha.  
 Cafe-Lounge Car (Radio) and Chair Cars.  
 Sleeping Cars—12 Sec., Drawing Room.—(Eastbound only)—San Francisco to St. Louis.  
 c—Connecting at Omaha with through equipment of the Overland Limited and Portland Rose.

SOUTHBOUND		DETROIT, CINCINNATI, ATLANTA, AND TAMPA		NORTHBOUND	
Southland 201 Daily	STATIONS	Southland 2 Daily	Route		
12:15AM	Lv Detroit (E.T.)	Ar 7:50AM	Wabash		
2:10AM	Ar Ft. Wayne (C.T.)	Lv 3:30AM	"		
7:30AM	Ar Cincinnati (E.T.)	Lv 11:40PM	Penn.		
8:00AM	Lv Cincinnati (E.T.)	Ar 9:25PM	L. & N.		
2:06PM	Ar Knoxville (C.T.)	Lv 12:54PM	"		
6:35PM	Ar Atlanta (Union Sta.)	Lv 8:15AM	"		
12:45AM	Lv Albany (E.T.)	Ar 3:35AM	A. C. L.		
2:05AM	Ar Thomasville	Lv 2:05AM	"		
8:00AM	Ar Tampa	Lv 8:00PM	"		

**EQUIPMENT:**  
 No. 201 and 2—The New Southland.  
 Sleeping Cars—10 Sec., 2 Drawing Rooms between Detroit and Tampa.  
 (Detroit Sleeper open at 10:00 PM.—ET.)  
 Observation Car between Ft. Wayne and Tampa.  
 Dining Car Service.  
 Coach service between all points.

C.T.—Central Time. E.T.—Eastern Time.  
 M.T.—Mountain Time. P.T.—Pacific Time.

ST. LOUIS AND CHICAGO

READ DOWN

		12 Ex.Sun.★		18 Daily		2 Daily		24 Daily		10 Daily		4 Daily		Mls.		Table 1		11 Daily		21 Daily		13 Ex.Sun.*		17 Daily		3 Daily		1 Daily	
<b>REFERENCE MARKS</b>				PM		PM		PM		Noon		AM				Table 1		PM		PM		AM		AM		PM			
Trains do not stop where no time is shown.		11:55		6:28		4:25		4:38		12:00		8:58		.0		Lv St. Louis (Union Station)		Ar 6:05		Ar 9:45		Ar 7:25		Ar 8:00		Ar 10:25		99 Frt.	
a—Stops on signal to receive revenue passengers for Decatur and beyond.		12:10		6:43		4:38		12:13		9:12		9:36		3.2		Lv East St. Louis		Ar 4:47		Ar 9:25		Ar 7:01		Ar 7:37		Ar 10:07		10 Frt.	
b—Stops on signal to receive revenue passengers for Chicago.		b12.39		d 7.09						a 9.36		8.3		3.2		Lv Delmar Blvd.		Ar 4.07		Ar 9.25		Ar 6.35		Ar 7.10		Ar 9.42		10 Frt.	
c—Stops on signal to discharge and receive revenue passengers.		76 Frt.		b12.56		q 7.26		b12.50		9.52		21.8		28.3		Lv Delmar Blvd.		Ar 4.07		Ar 9.25		Ar 6.35		Ar 7.10		Ar 9.42		11 Frt.	
d—Stops on signal to receive revenue passengers for Champaign or for Fort Wayne and beyond.		AM								a10.10		38.5		32.6		Lv Delmar Blvd.		Ar 4.07		Ar 9.25		Ar 6.35		Ar 7.10		Ar 9.42		12 Frt.	
e—Stops on signal to receive revenue passengers for Decatur and St. Louis.		8:00								a10.16		42.9		44.2		Lv Delmar Blvd.		Ar 4.07		Ar 9.25		Ar 6.35		Ar 7.10		Ar 9.42		13 Frt.	
f—Flag stop.		10:00		r 2.14		8.40		b 1.49		11.02		89.8		83.8		Lv Taylorville		Ar 3.09		Ar 7.10		Ar 6.35		Ar 7.10		Ar 9.42		14 Frt.	
g—Stops on signal to discharge revenue passengers from Chicago and receive revenue passengers for St. Louis.		12:25		12.50		2.55		6.37		2.18		11.35		113.2		Lv Decatur, 6, 11		Ar 2.41		Ar 7.29		Ar 4.05		Ar 5.00		Ar 7.42		6.00	
h—Stops on signal to receive revenue passengers for St. Louis.		74 Frt.		12.50		2.55		6.40		2.21		11.40		113.2		Lv Decatur, 6, 11		Ar 2.38		Ar 7.26		Ar 4.05		Ar 5.00		Ar 7.42		6.00	
i—Stops on signal to discharge revenue passengers from Chicago and receive revenue passengers for Chicago.		74 Frt.		12.50		2.55		6.40		2.21		11.40		113.2		Lv Decatur, 6, 11		Ar 2.38		Ar 7.26		Ar 4.05		Ar 5.00		Ar 7.42		6.00	
j—Stops on signal to discharge revenue passengers from Chicago and receive revenue passengers for Chicago.		74 Frt.		12.50		2.55		6.40		2.21		11.40		113.2		Lv Decatur, 6, 11		Ar 2.38		Ar 7.26		Ar 4.05		Ar 5.00		Ar 7.42		6.00	
k—Stops on signal to discharge revenue passengers from Chicago and receive revenue passengers for Chicago.		74 Frt.		12.50		2.55		6.40		2.21		11.40		113.2		Lv Decatur, 6, 11		Ar 2.38		Ar 7.26		Ar 4.05		Ar 5.00		Ar 7.42		6.00	
l—Stops on signal to discharge revenue passengers from Chicago and receive revenue passengers for Chicago.		74 Frt.		12.50		2.55		6.40		2.21		11.40		113.2		Lv Decatur, 6, 11		Ar 2.38		Ar 7.26		Ar 4.05		Ar 5.00		Ar 7.42		6.00	
m—Stops on signal to discharge revenue passengers from Chicago and receive revenue passengers for Chicago.		74 Frt.		12.50		2.55		6.40		2.21		11.40		113.2		Lv Decatur, 6, 11		Ar 2.38		Ar 7.26		Ar 4.05		Ar 5.00		Ar 7.42		6.00	
n—Stops on signal to discharge revenue passengers from Chicago and receive revenue passengers for Chicago.		74 Frt.		12.50		2.55		6.40		2.21		11.40		113.2		Lv Decatur, 6, 11		Ar 2.38		Ar 7.26		Ar 4.05		Ar 5.00		Ar 7.42		6.00	
o—Stops on signal to discharge revenue passengers from Chicago and receive revenue passengers for Chicago.		74 Frt.		12.50		2.55		6.40		2.21		11.40		113.2		Lv Decatur, 6, 11		Ar 2.38		Ar 7.26		Ar 4.05		Ar 5.00		Ar 7.42		6.00	
p—Stops on signal to discharge revenue passengers from Chicago and receive revenue passengers for Chicago.		74 Frt.		12.50		2.55		6.40		2.21		11.40		113.2		Lv Decatur, 6, 11		Ar 2.38		Ar 7.26		Ar 4.05		Ar 5.00		Ar 7.42		6.00	
q—Stops on signal to discharge revenue passengers from Chicago and receive revenue passengers for Chicago.		74 Frt.		12.50		2.55		6.40		2.21		11.40		113.2		Lv Decatur, 6, 11		Ar 2.38		Ar 7.26		Ar 4.05		Ar 5.00		Ar 7.42		6.00	
r—Stops on signal to discharge revenue passengers from Chicago and receive revenue passengers for Chicago.		74 Frt.		12.50		2.55		6.40		2.21		11.40		113.2		Lv Decatur, 6, 11		Ar 2.38		Ar 7.26		Ar 4.05		Ar 5.00		Ar 7.42		6.00	
s—Stops on signal to discharge revenue passengers from Chicago and receive revenue passengers for Chicago.		74 Frt.		12.50		2.55		6.40		2.21		11.40		113.2		Lv Decatur, 6, 11		Ar 2.38		Ar 7.26		Ar 4.05		Ar 5.00		Ar 7.42		6.00	
t—Stops on signal to discharge revenue passengers from Chicago and receive revenue passengers for Chicago.		74 Frt.		12.50		2.55		6.40		2.21		11.40		113.2		Lv Decatur, 6, 11		Ar 2.38		Ar 7.26		Ar 4.05		Ar 5.00		Ar 7.42		6.00	
u—Stops on signal to discharge revenue passengers from Chicago and receive revenue passengers for Chicago.		74 Frt.		12.50		2.55		6.40		2.21		11.40		113.2		Lv Decatur, 6, 11		Ar 2.38		Ar 7.26		Ar 4.05		Ar 5.00		Ar 7.42		6.00	
v—Stops on signal to discharge revenue passengers from Chicago and receive revenue passengers for Chicago.		74 Frt.		12.50		2.55		6.40		2.21		11.40		113.2		Lv Decatur, 6, 11		Ar 2.38		Ar 7.26		Ar 4.05		Ar 5.00		Ar 7.42		6.00	
w—Stops on signal to receive revenue passengers.																Lv Granite City		Ar 4.07		Ar 9.25		Ar 6.35		Ar 7.10		Ar 9.42		15 Frt.	
x—Stops on signal to discharge revenue passengers from Chicago or Taylorville.																Lv Granite City		Ar 4.07		Ar 9.25		Ar 6.35		Ar 7.10		Ar 9.42		16 Frt.	
y—Stops on signal to discharge revenue passengers from Chicago or Taylorville.																Lv Granite City		Ar 4.07		Ar 9.25		Ar 6.35		Ar 7.10		Ar 9.42		17 Frt.	
z—Stops on signal to discharge revenue passengers from Chicago or Taylorville.																Lv Granite City		Ar 4.07		Ar 9.25		Ar 6.35		Ar 7.10		Ar 9.42		18 Frt.	
aa—Stops on signal to discharge revenue passengers from Chicago or Taylorville.																Lv Granite City		Ar 4.07		Ar 9.25		Ar 6.35							



CHICAGO, FORT WAYNE AND DETROIT

READ DOWN		Table 2 (Pennsylvania R. R.)			
Mls.		52 Daily	4 Daily	44 Daily	70 Frt. Tues. Thur. Sat.
<b>CENTRAL STANDARD TIME</b> (Union Station, Adams & Canal Sts.)					
0	Lv Chicago	9.30 AM	4.15 PM	11.15 PM	
7.1	Ar Englewood (63d St.)	9.45 AM	4.28 PM	11.30 PM	
25.6	Ar Gary, Ind.	10.06 AM	4.49 PM	11.50 PM	
43.6	Ar Valparaiso	10.27 AM	5.10 PM	12.11 PM	
83.8	Ar Plymouth	11.06 AM	5.49 PM	12.47 PM	
108.7	Ar Warsaw	11.33 AM	6.16 PM	1.04 PM	
148.0	Lv Fort Wayne (Penn. R. R.)	12.12 PM	6.23 PM	1.46 PM	
148.0	Lv Fort Wayne (Wabash Ry.)	12.25 PM	6.25 PM	2.30 PM	
154.0	Ar New Haven, 3, 4, 5, 6				
163.9	Ar Grabill, 6				
169.2	Ar Spencerville, 6				
171.3	Ar St. Joe, 6				
179.6	Ar Butler, 6				
184.6	Lv Artic, Ind., 6				
<b>EASTERN STANDARD TIME</b>					
190.1	Lv Blakesley, Ohio, 6	1.22 AM	4.50 AM	8.00 AM	
197.6	Ar Montpelier, 6, 11, 19	1.24 AM	4.55 AM	8.40 AM	
208.8	Ar Alvordton, 6		5.13 PM	8.45 PM	
209.8	Ar Franklin, Ohio, 6			8.45 PM	
215.0	Ar Munson, Mich., 6			9.02 PM	
221.3	Ar North Morenci, 6			9.23 PM	
228.9	Lv Sand Creek, 6			9.58 PM	
235.7	Ar Adrian, 6, 11	3.03 AM	8.56 AM	10.25 AM	
235.7	Lv Adrian, 6, 11	3.03 AM	8.56 AM	10.25 AM	
239.7	Ar Raisin Center, 6			10.45 AM	
247.8	Ar Britton, 6			11.25 AM	
252.3	Ar Cone, 6			11.45 AM	
257.2	Ar Milan, 6	3.25 AM	6.30 AM	12.10 PM	
263.0	Ar Whittaker, 6			12.37 PM	
270.7	Ar Belleville, 6			1.18 PM	
273.2	Ar French Landing			1.28 PM	
275.5	Ar Romulus, 6			1.36 PM	
282.1	Ar Hand, 6			2.00 PM	
287.4	Ar Oakwood, 6			2.30 PM	
294.5	Ar Detroit (Eastern Standard Time)	4.15 PM	10.00 PM	7.40 AM	
	Ar Detroit (Union Station, Fort & 3d St.)				

DETROIT, FORT WAYNE AND CHICAGO

READ DOWN		Table 3 (Wabash Ry.)			
Mls.		201 Daily	79 Daily	7 Daily	71 Frt. Mon. Wed. Fri.
<b>EASTERN STANDARD TIME</b> (Union Station, 3d & Fort St.)					
0	Lv Detroit (Eastern Standard Time)	12.15 PM	12.07 PM	4.25 PM	
7.1	Ar Oakwood, 6			7.55 PM	
12.4	Ar Hand, 6			8.05 PM	
19.0	Ar Romulus, 6			8.14 PM	
21.3	Ar French Landing			8.19 PM	
23.8	Ar Belleville, 6			8.24 PM	
31.5	Ar Whittaker, 6			8.41 PM	
37.3	Ar Milan, 6		12.53 PM	9.16 PM	
42.2	Ar Cone, 6			9.22 PM	
46.7	Ar Britton, 6			9.28 PM	
54.8	Lv Raisin Center, 6			9.40 PM	
58.8	Ar Adrian, 6, 11	1.28 AM	1.18 AM	6.31 AM	
58.8	Lv Adrian, 6, 11	1.28 AM	1.18 AM	6.31 AM	
65.6	Ar Sand Creek, 6			10.30 AM	
73.2	Ar North Morenci, 6			10.42 AM	
79.5	Ar Munson, Mich., 6			10.50 AM	
84.7	Ar Franklin, Ohio, 6			10.57 AM	
85.7	Ar Alvordton, 6			11.17 AM	
98.9	Ar Montpelier, 6, 11, 19	2.11 AM	2.00 AM	12.00 AM	
98.9	Lv Montpelier, 6, 11, 19	2.12 AM	2.03 AM	12.00 AM	
104.4	Lv Blakesley, Ohio, 6				
<b>CENTRAL STANDARD TIME</b>					
109.9	Lv Artic, Ind., 6				
114.9	Ar Butler, 6				
123.2	Ar St. Joe, 6				
125.3	Ar Spencerville, 6				
130.6	Ar Grabill, 6				
140.5	Lv New Haven, 2, 4, 5, 6	2.10 AM	2.00 AM	6.55 AM	
140.5	Ar Fort Wayne (Wabash Ry.)	2.10 AM	2.00 AM	6.55 AM	
146.5	Lv Fort Wayne (Penn. R. R.)	3.30 AM	2.12 AM	6.00 AM	
146.5	Ar Warsaw		2.12 AM	6.00 AM	
185.8	Ar Plymouth	4.40 AM	3.16 AM		
210.7	Ar Valparaiso		3.54 AM		
250.9	Ar Gary, Ind.	5.48 AM	4.17 AM		
280.9	Ar Englewood (63d St.)	6.13 AM	4.38 AM	7.56 AM	
287.4	Ar Chicago	6.30 AM	4.55 AM	8.10 AM	
294.5	Ar Chicago (Pennsylvania R. R.)	6.30 AM	4.55 AM	8.10 AM	
	Ar Chicago (Union Station, Adams & Canal Sts.)			Noon	

ST. LOUIS, FORT WAYNE AND TOLEDO

READ DOWN		Table 4		
Mls.		2-12 Daily	70 Frt. Mon. Wed. Fri.	
<b>CENTRAL STANDARD TIME</b>				
0	Lv St. Louis (Union Station)	6.28 AM		
342	Ar Fort Wayne 2, 3, 5, 6, 11	3.10 PM		
342	Lv Fort Wayne, 2, 3, 5, 6, 11	4.00 PM	6.10 PM	
348	Ar New Haven, 2, 3, 5, 6	4.12 PM	6.25 PM	
354	Ar Gar Creek	4.28 PM	6.40 PM	
358	Ar Woodburn, Ind.	4.28 PM	6.55 PM	
<b>EASTERN STANDARD TIME</b>				
365	Ar Antwerp, Ohio	5.39 PM	8.20 PM	
369	Ar Knoxdale			
373	Ar Cecil	5.52 PM	8.50 PM	
386	Ar Defiance	6.18 PM	9.55 PM	
391	Ar Jewell	6.28 PM	10.10 PM	
395	Ar Okolona	6.36 PM	10.31 PM	
401	Ar Napoleon	6.47 PM	11.00 PM	
408	Ar Liberty Center	6.59 PM	11.50 PM	
411	Ar Colton	7.05 PM	12.14 PM	
416	Ar Neapolis	7.12 PM	12.45 PM	
420	Ar White House	7.20 PM	1.00 PM	
424	Ar Homewood		1.15 PM	
428	Ar Maumee	7.36 PM	1.30 PM	
436	Ar Toledo Yard	8.00 AM	2.00 PM	
437	Ar Toledo 6, 11 (Eastern Std. Time)			

TOLEDO, FORT WAYNE AND ST. LOUIS

READ DOWN		Table 5			
Mls.		13-3 Daily	71 Frt. Ex. Sun.		
<b>EASTERN STANDARD TIME</b>					
0	Lv Toledo 6, 11 (Eastern Std. Time)	8.15 AM			
1	Ar Toledo Yard		7.00 AM		
9	Ar Maumee	8.32 AM	7.36 AM		
13	Ar Homewood	8.46 AM	7.50 AM		
17	Ar White House	8.46 AM	8.05 AM		
21	Ar Neapolis		8.15 AM		
26	Ar Colton		8.25 AM		
29	Ar Liberty Center	9.05 AM	8.35 AM		
36	Ar Napoleon	9.16 AM	9.05 AM		
42	Ar Okolona		9.20 AM		
46	Ar Cecil	9.52 AM	9.30 AM		
51	Ar Defiance	9.45 AM	9.55 AM		
64	Ar Cecil	10.11 AM	10.55 AM		
68	Ar Knoxdale				
72	Lv Antwerp, Ohio	10.25 AM	11.25 AM		
<b>CENTRAL STANDARD TIME</b>					
79	Lv Woodburn, Ind.		10.50 AM		
84.0	Ar Gar Creek		11.13 AM		
89	Lv New Haven, 2, 3		11.45 AM		
95	Ar Fort Wayne, 2, 3, 4, 6, 11	10.05 AM	11.58 AM		
95	Lv Fort Wayne, 2, 3, 4, 6, 11	10.37 AM			
437	Ar St. Louis (Union Station)	8.00 AM			

Trains do not stop where no time is shown.  
 †—Daily except Sunday.  
 ‡—Stops on signal to receive passengers.  
 §—Stops on signal to discharge revenue passengers from Fort Wayne or west, and to receive Ann Arbor revenue passengers for Detroit or beyond.

REFERENCE MARKS

d—Regular stop to discharge passengers.  
 e—Stops on signal to discharge revenue passengers for Detroit.  
 f—Flag stop.

q—Stops on signal to receive revenue passengers for Ft. Wayne and beyond.  
 r—Stops on signal to discharge passengers from stations east of Fort Wayne.

ST. LOUIS, FORT WAYNE, DETROIT AND TOLEDO

READ DOWN		Table 6										READ UP		
		18 Daily	2 Daily	24 Daily	10 Daily	4 Daily	Mls.	21 Daily	79-1 Daily	11 Daily	17 Daily	3 Daily		
<b>CENTRAL STANDARD TIME</b>														
St. Louis (Union Station)														
Delmar Boulevard														
Granite City, 1														
Decatur, 1, 11														
Decatur, 1, 11														
East Decatur, 1														
Sangamon, 1														
Cerro Gordo, 1														
Milmine, 1														
Bement, 1, 16														
Ivesdale														
Sadorus														
Tolono														
Tolono (Illini Coach Co.)														
Champaign, 17														
Urbana, 17														
Urbana (Illini Coach Co.)														
Champaign, 17														
Tolono														
Tolono														
Philo														
Sidney, 17														
Homer														
Fairmount														
Catlin														
Tilton														
Danville, Ill., 11														
State Line, Ind.														
Marshfield														
West Lebanon														
Williamsport														
Attica, 11														
Riverside														
West Point														
Shadeland														
La Fayette, 11														
Colburn														
Delphi														
Rockfield														
Clymers														
Logansport, 11														
New Waverly														
Peru, 11														
Peru, 11														
Rich Valley														
Wabash														
Andrews														
Huntington, 11														
Mardenis														
Roanoke														
Aboite														
Prairie Switch														
Ft. Wayne, Ind., 2, 3, 4, 5, 11														
Toledo, Ohio (E.T.)														
Ft. Wayne, Ind., 2, 3, 4, 5, 11														
New Haven, 2, 3, 4, 5														
Grabill, 2, 3														
Spencerville, 2, 3														
St. Joe, 2, 3														
Butler, 2, 3														
Artic, Ind., 2, 3														
<b>EASTERN STANDARD TIME</b>														
Blakesley, Ohio, 2, 3														
Montpelier, 2, 3, 11, 19														
Montpelier, 2, 3, 11, 19														
Alvordton, 2, 3														
Franklin, Ohio, 2, 3														
Munson, Mich., 2, 3														
North Morenci, 2, 3														
Sand Creek, 2, 3														
Adrian, 2, 3, 11														
Raisin Center, 2, 3														
Britton, 2, 3														
Cone, 2, 3														
Milan, 2, 3														
Whittaker, 2, 3														
Belleville, 2, 3														
Romulus, 2, 3														
Hand, 2, 3														
Oakwood, 2, 3														
Detroit (Un. St. Ft. & 3rd St.)														

REFERENCE MARKS

Trains do not stop where no time is shown.

Tickets and Baggage via Illini Coach Co. †Wabash tickets reading to or from Champaign and Urbana will be honored via the Illini Coach Co. through Tolono, also all baggage checked under usual rules will be handled on through checks between above points without extra charge.

a—Stops to discharge passengers from beyond Ft. Wayne.

b—Stops on signal to receive revenue passengers for Decatur and beyond.

c—Stops on signal to receive revenue passengers for Fort Wayne and beyond.

d—Stops on signal to receive revenue passengers for Danville and beyond.

f—Stops on signal.

j—Stops to discharge revenue passengers from Fort Wayne and beyond.

k—Stops on signal to discharge revenue passengers from St. Louis or beyond, and to receive revenue passengers for Toledo and Detroit or beyond.

n—Stops on signal to discharge revenue passengers from Decatur and beyond.

u—Stops on signal to receive revenue passengers for Chicago.

v—Stops on signal to receive revenue passengers for Champaign, Ill., and Fort Wayne, Ind., or beyond.

x—Stops to discharge revenue passengers from Chicago and Taylorville.

z—Stops on signal to receive revenue passengers from points on Ann Arbor R. R. destined to Detroit or beyond, and/or discharge revenue passengers from Ft. Wayne or beyond.

C. T.—Central Time.  
 E. T.—Eastern Time.

Numbers opposite stations refer to tables showing connecting trains.

FREIGHT SERVICE ONLY BETWEEN DETROIT AND BUFFALO

488.8	Lv Detroit, Mich.	Ar Windsor, Ont.
489.8	Lv Windsor, Ont.	Ar Chatham
491.1	Lv Chatham	Ar Walkerville
491.1	Lv Walkerville	Ar Chatham
535.0	Lv Chatham	Ar Glencoe
569.0	Lv Glencoe	Ar St. Thomas
596.7	Lv St. Thomas	Ar Welland Jct.
614.2	Lv Welland Jct.	Ar Fort Erie
697.7	Lv Fort Erie	Ar Black Rock
714.2	Lv Black Rock	Ar Buffalo, N. Y.
715.1	Lv Buffalo, N. Y.	Ar Black Rock
729.7	Lv Black Rock	Ar Buffalo, N. Y.



ST. LOUIS, KANSAS CITY, DENVER AND PACIFIC COAST POINTS

READ DOWN				READ UP			
	17 Daily	11 Daily	9 Daily	3 Daily	23 Daily	Mls.	Table 7
71 Frt. Ex. Sun.	11.45 PM	8.00 PM	4.05 PM	1.58 PM	9.05 AM	0	St. Louis (Union Station) Ar
AM 8.41	12.01	8.14	4.18	2.11	9.18	5.6	Delmar Station, 1, 6, 10. Lv
f 8.58	12.30	8.41				8.8	St. Vincent's
f 9.53						12.1	Eden
f 10.20						13.9	St. Charles
f 10.45						16.2	Ferguson
f 10.55						19.3	Kinloch Park
f 11.07						22.8	Robertson (Lambert-St. Louis Flyg Field)
f 11.17						25.8	St. Peters
f 11.35	1.13					30.9	O'Fallon
f 11.45						35.4	Gilmore
f 11.55						41.1	Wentzville
f 12.11						43.6	Foristell
f 12.23						49.4	Wright
f 12.35	1.40	9.51				52.9	Truesdale-Warrenton
f 12.55	1.49					64.7	Pendleton
f 1.05	1.55					69.2	Jonesburg
f 1.20						73.8	High Hill
f 1.30						77.8	New Florence
f 1.40						83.3	Montgomery
f 1.50						90.9	Wellsville
f 2.00	2.23	10.24	6.07	3.53	11.38	102.3	Martinsburg
f 2.38						109.1	Benton City
f 3.00	2.48	10.46	6.27	4.11	12.05	114.7	Mexico
	4.15					123.2	Centralia, 8
	5.15					123.2	Centralia, 8
75 Frt. Tues. Thur. Sat.		9.45	5.25	3.00	10.25	144.9	Columbia, 8
AM 6.30	3.14	10.46	6.27	4.11	12.05	144.9	Centralia, 8
6.55	3.25					147.1	Centralia, 8
7.20	3.35					153.9	Sturgeon
7.45	3.50					160.6	Clark
8.00	4.16	11.20	6.52	4.34	12.34	168.1	Rentick
8.15	4.31	11.25	6.55	4.37	12.38	175.1	Moberly, 9, 10, 11
8.45	4.43	12.16				179.0	Moberly, 9, 10, 11
9.00	4.58					186.1	Huntsville
9.09	5.14					192.9	Clifton
9.22	5.31					196.3	Salisbury, 12
9.40	5.49					202.8	Keytesville
10.10	5.55					209.8	Dalton
10.35						215.9	Brunswick, 9, 10, 11
10.42						219.8	De Witt
11.00						219.8	Miami
11.25						228.4	Wakenda
						234.5	Carrollton 11
						234.5	Palemon
						234.5	Norborne
						234.5	Nimrod
						234.5	Hardin
						234.5	Henrietta
						234.5	Henrietta (Manley Mtr. Serv.)
						234.5	Excelsior Springs
						234.5	Henrietta
						240.1	Camden
						245.7	Orrick
						252.6	Excelsior Springs Jct.
						255.6	Missouri City
						261.1	South Liberty
						265.6	Birmingham
						268.2	Randolph
						272.3	North Kansas City
						278.1	Kansas City, 11
						278.1	Kansas City (U.P.Sys.)
						278.1	Denver (U.P.Sys.)
						278.1	Salt Lake City (U.P.Sys.)
						278.1	Los Angeles (U.P.Sys.)
						278.1	San Francisco (So. Pac.)
						278.1	Portland (U.P.Sys.)
						278.1	Tacoma (U.P.Sys.)
						278.1	Seattle (U.P.Sys.)
						278.1	Kansas City (C.R.I.&P.)
						278.1	El Paso (So. Pac.)
						278.1	Tucson (So. Pac.)
						278.1	Phoenix (So. Pac.)
						278.1	Los Angeles (So. Pac.)
						278.1	Kansas City (A. T. & S. F.)
						278.1	San Bernardino
						278.1	Los Angeles

REFERENCE MARKS

Trains do not stop where no time is shown.

†—Baggage via Manley Motor Service—All baggage checked under usual rules handled on through checks between Henrietta and Excelsior Springs via Manley Motor Service without extra charge.

★—Stops on signal on Fridays and Sundays to receive revenue passengers for Kansas City or beyond.

\*—Stops on signal on Fridays and Sundays to receive revenue passengers for St. Louis or beyond.

•—Stops on signal to receive revenue passengers for St. Charles or beyond, and discharge revenue passengers from Chillicothe or beyond.

■—Stops on signal to discharge revenue passengers from Chillicothe or beyond.

◊—See pages 9 and 10 for dates of departure of through service.

◆—Extra Fare.

#—Bus service available at Moberly for passengers destined to Columbia.

a—Stops on signal to discharge revenue passengers from west of Brunswick.

b—Stops on signal to receive revenue passengers for points west of Brunswick.

c—Stops on signal to discharge revenue passengers and receive revenue passengers for Mexico or beyond.

d—Stops on flag to discharge passengers from Mexico or beyond and to receive passengers destined to St. Charles or beyond.

e—Stops on signal to receive revenue passengers for St. Louis and beyond.

f—Flag stop.

g—Stops on signal to receive or discharge revenue passengers.

k—Stops on signal to discharge revenue passengers from St. Louis, or to receive revenue passengers for Centralia or beyond.

n—Stops on signal to receive revenue passengers for Mexico or beyond.

p—Stops on signal to discharge revenue passengers from St. Louis.

q—Stops on signal to discharge revenue passengers from Moberly or beyond.

r—Stops on signal to discharge revenue passengers from Moberly or beyond, and to receive revenue passengers for Kansas City.

t—Stops on signal to discharge revenue passengers from Carrollton or beyond, or Macon or beyond.

v—Stops on signal to receive revenue passengers for Truesdale or beyond.

w—Stops on signal to receive or discharge revenue passengers.

ST. LOUIS, OMAHA AND PACIFIC COAST POINTS

READ DOWN				READ UP			
	11 Daily	Mls.	Table 10	14 Daily			
8.00 PM	8.14	5.6	St. Louis Ar	8.08 AM			
11.25	12.13	186.1	Delmar Station, 7, 9, 11. Lv	7.45			
			Moberly, 7, 11. Lv	4.45			
			Brunswick, 7, 11. Lv	3.55			
12.16	12.29	186.1	Brunswick, 7, 11. Lv	3.52			
12.44	12.52	205.5	Triplett. Lv	3.37			
		210.9	Whitham. Lv	3.20			
		214.6	Sumner. Lv	3.10			
		219.8	Fountain Grove. Lv				
		225.0	Bedford. Lv				
		233.8	Norville. Lv				
		238.1	Chillicothe. Lv	2.49			
		241.9	Sampsel. Lv	2.28			
		250.2	Lock Springs. Lv	2.28			
		256.9	Carlow. Lv	2.04			
		266.4	Gallatin. Lv	1.54			
		273.5	Jameson. Lv	1.38			
		279.0	Pattonburg. Lv	1.22			
		282.5	McFall. Lv	1.06			
		285.9	Whitten. Lv	0.88			
		287.8	Evona. Lv	0.71			
		294.3	Darlington. Lv	0.58			
		294.3	McCurry. Lv	0.45			
		302.8	Stanberry. Lv	0.30			
		304.1	Stanberry. Lv	0.15			
		309.9	Clyde. Lv	0.00			
		318.1	Conception. Lv				
		324.4	Bedson. Lv				
		331.3	Maryville. Lv				
		333.5	Wilcox. Lv				
		337.4	Burlington Jct. Lv	11.23			
		344.7	Dawsonville. Lv				
		350.1	Elmo, Mo. Lv	11.12			
		357.6	Blanchard, Iowa. Lv	10.55			
		362.6	Coin. Lv	10.50			
		367.3	Bingham. Lv	10.27			
		371.5	Shenandoah. Lv	10.00			
		373.7	Summit. Lv				
		378.3	Imogene. Lv				
		381.0	Solomon. Lv				
		385.1	Strahan. Lv	9.49			
		393.1	White Cloud. Lv	9.35			
		397.4	Malvern. Lv	9.21			
		401.2	Silver City. Lv	9.13			
		406.3	Mineola. Lv				
		408.9	Dumfries. Lv				
		410.8	Neoga. Lv				
		413.6	East Switch. Lv				
			Council Bluffs, Iowa. Lv	8.42			
			Omaha, Neb. Lv	8.30			
			Portland (U.P.Sys.) Lv	9.35			
			Tacoma " Lv	5.30			
			Seattle " Lv	4.20			
			Salt Lake City " Lv	6.35			
			Los Angeles " Lv	8.00			
			San Francisco (So. Pac.) Lv	8.35			

COLUMBIA BRANCH CENTRALIA AND COLUMBIA

READ DOWN				READ UP					
39 Pasgr. Daily	37 Pasgr. Daily	35 Pasgr. Daily	33 Mixed Daily	Mls.	Table 8	34 Pasgr. Daily	36 Mixed Daily	38 Pasgr. Daily	40 Pasgr. Daily
7.45 PM	4.12 PM	12.10 PM	4.15 PM	0	Centralia, 7. Lv	11.15 AM	4.00 PM	6.15 PM	10.30 PM
f 8.03	f 4.29	f 12.27	f 4.36	8.7	Hallsville. Lv	10.51	3.32 PM	5.51 PM	10.10 PM
f 8.12	f 4.38	f 12.36	f 4.47	13.9	Browns. Lv	10.42	3.19 PM	5.42 PM	10.01 PM
f 8.15	f 4.41	f 12.39	f 4.51	15.4	Stephens. Lv	10.38	3.15 PM	5.37 PM	9.58 PM
f 8.30	f 4.44	f 12.42	f 4.54	16.7	Switzler. Lv	10.25	3.12 PM	5.30 PM	9.55 PM
8.30 PM	4.57 PM	12.55 PM	5.15 PM	21.7	Columbia, 7. Lv	10.25 AM	3.00 PM	5.25 PM	9.45 PM

NOTE—Nos. 33, 35, 36, 38 and 39 stop on signal at Bryant's Crossing, two miles west of Hallsville, to receive or discharge paying passengers.

REFERENCE MARKS

Trains do not stop where no time is shown.

†—Daily, except Sunday. \*—Daily.

a—Stops on signal to receive or discharge revenue passengers.

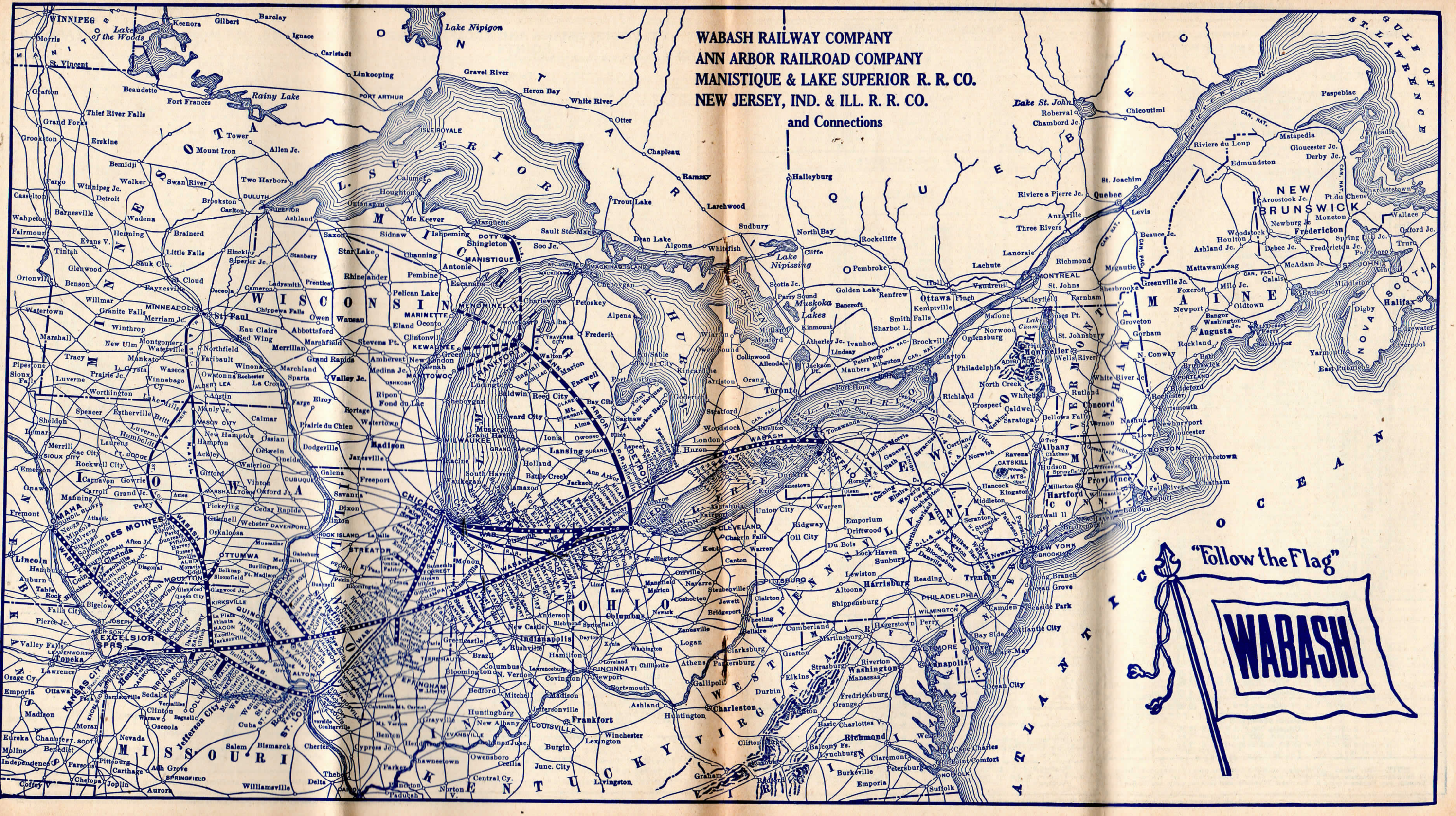
ST. LOUIS, DES MOINES AND MINNEAPOLIS

READ DOWN				READ UP			
	11 Daily	Mls.	Table 9	14-18 Daily			
8.00 PM	8.14	5.6	St. Louis Ar	7.30 AM			
11.20	12.13	147.1	Delmar Station, 7, 10, 11. Lv	7.06			
			Moberly, 7, 10, 11. Lv	3.25			
11.30	12.13	147.1	Moberly, 7, 10, 11. Lv	3.05			
a11.42	a11.51	a11.58	Cairo. Lv	2.47			
a11.51	a11.58	a11.58	Jacksonville. Lv	2.37			
a11.58	a12.07	a12.10	Excello. Lv	2.32			
a12.10	a12.18	a12.27	Macon. Lv	2.20			
a12.18	a12.27	a12.43	Atlanta. Lv	2.05			
a12.27	a12.35	a12.54	La Plata. Lv	1.52			
a12.35	a12.43	a12.54	Millard. Lv	1.37			
a12.43	a12.54	a1.07	Kirkville. Lv	1.22			
a1.07	a1.28	a1.37	Sublette. Lv	1.07			
a1.28	a1.37	a1.45	Queen Top. Lv	0.92			
a1.37	a1.45	a1.53	Greenwood. Lv	0.77			
a1.45	a1.53	a1.58	Julesburg. Lv	0.62			
a1.53	a1.58	a2.07	Glenwood. Lv	0.47			
a2.07	a2.15	a2.22	Glenwood Junction. Lv	0.32			
a2.15	a2.2						



**WABASH RAILWAY COMPANY  
ANN ARBOR RAILROAD COMPANY  
MANISTIQUE & LAKE SUPERIOR R. R. CO.  
NEW JERSEY, IND. & ILL. R. R. CO.**

and Connections














Wabash CHICAGO DETROIT  
*Triangle*  
 ST. LOUIS Service

When you travel between St. Louis and Detroit, your round trip ticket can be used over the direct line in one direction, and via Chicago in the other, at no extra cost. Stop-over at Chicago is permitted. Ask for details of the fast train service between St. Louis and Detroit, Chicago and Detroit, St. Louis and Chicago, or see the time tables in this folder.

...SHIP TO NEXT TOWN OR ACROSS THE CONTINENT!...



wherever railroads go—by convenient Railway Express. From any store, home or office your packages speed, at low, economical rates. One complete, dependable nationwide shipping service. Merely phone

**RAILWAY EXPRESS**  
 AGENCY INC.

1839—A CENTURY OF SERVICE—1939


the RAILROAD way



Railroads provide the only general transportation service that moves over roadways maintained without expense to the taxpayers.

ASSOCIATION OF AMERICAN RAILROADS

AMERICAN REFRIGERATOR TRANSIT COMPANY



The Emblem of Preservation

GENERAL OFFICES, ST. LOUIS, MO.

DISTRICT OFFICES

- |                   |                      |
|-------------------|----------------------|
| ALAMOSA, COLO.    | MILWAUKEE, WIS.      |
| BOSTON, MASS.     | MINNEAPOLIS, MINN.   |
| CHICAGO, ILL.     | MONTREAL, CAN.       |
| DALLAS, TEX.      | NEW YORK, N. Y.      |
| DENVER, COLO.     | OMAHA, NEB.          |
| DES MOINES, IA.   | PHILADELPHIA, PA.    |
| GRAND JCT., COLO. | PUEBLO, COLO.        |
| KANSAS CITY, MO.  | ST. LOUIS, MO.       |
| LITTLE ROCK, ARK. | SALT LAKE CITY, UTAH |
|                   | SAN ANTONIO, TEX.    |

Let The WABASH Help You

If you are looking for any type of industrial location, it will pay you to get in touch with the Wabash Industrial Agent. He is prepared to help you find just what you're looking for . . . whether it's large or small. And you can also learn of available factory buildings, sources of supply, etc., merely by writing to him. Because of the unusually favorable location of the Wabash lines, you should not overlook this opportunity of development wherein you can reduce your costs and increase your profits.

For Confidential, Friendly Service write or call

H. H. McIntyre  
 Industrial Agent  
**WABASH RAILWAY COMPANY**  
 Railway Exchange Bldg., St. Louis, Mo.

THE *Great* Wabash Bridge across the Missouri River at St. Charles

This huge structure is one of the most substantial ever built for railroad use, being capable of carrying locomotives and trains far in excess of the heavy present day tonnage. It represents the newest engineering methods of modern bridge construction.

The bridge is of steel and concrete, one and a half miles long. There are five great piers and four through truss spans over the river proper, the main channel span having a clear opening of 600 feet for river traffic, with a minimum clearance of 56 feet above high water.



Other features include trusses made of silicon-alloy steel, which is of much greater strength than ordinary steel.

The bridge is lubricated through the expansion bearings equipped with alemite fittings. The great piers rest on solid rock, being seventy feet below water level. The height from bottom of lowest pier to highest point of trusses is 243 feet.

Eighteen million pounds of steel and 26 thousand cubic yards of concrete and masonry were used. Seven miles of new track and roadbed have been built, grades reduced, curves straightened, automatic signal protection added, and the route distance shortened three-quarters of a mile.

The bridge is exclusively Wabash and carries all traffic west of St. Louis. The cost of project was more than three and a quarter million dollars.



## GENERAL INFORMATION

**NOT RESPONSIBLE**—The Wabash Railway Company does not hold itself responsible for errors in time tables, inconvenience or damage resulting from delayed trains or failure to make connections; schedules and fares herein are subject to change without notice.

**FREIGHT TRAINS**—The Wabash Railway Company does not wish to carry passengers upon way-freight trains, and does so only as an accommodation to the public. These trains cannot stop at the station platforms, and all persons who ride on them do so with the understanding that they must get on or off where the cars may chance to stop, and that they assume all inconvenience and risk in getting to or from the cars. Baggage can be checked on these trains but delivery must necessarily be made at destination wherever the train may stop. Tickets must be purchased before taking these trains. Cash fares will not be accepted for passage. Passengers should apply to agents for full particulars.

**BUY TICKETS** before boarding trains and avoid payment of extra charge.

**CHAIR CAR AND COACH TICKETS**—To avoid disturbing chair car or coach passengers traveling overnight via the Wabash Railway, by examination of their tickets by several conductors in charge of train between terminals, such tickets will be taken up by initial conductor and returned to passengers by the final conductor.

**CHILDREN** under 5 years of age free when accompanied by parent or guardian; 5 years of age and under 12, one-half fare; 12 years of age or over, full fare.

**TICKETS MUST BE USED WITHIN LIMIT**—Local one-way tickets will be honored to destination or stop-over point, within limit. Passengers holding interline tickets must reach destination not later than midnight of date punched in margin.

**STOP-OVER PRIVILEGES**—A Stop-over within limit of tickets, except special low rate excursion tickets will be granted passengers at any station enroute on the Wabash Railway Company.

**ADJUSTMENT OF FARES**—In cases of dispute with Conductors or Agents pay the fare required, take receipt and communicate with the Passenger Traffic Manager, St. Louis, Mo.

**REDEMPTION OF TICKETS**—Tickets unused or partly used will be redeemed under tariff regulations at proper value. Apply to Agent or the Passenger Traffic Manager, St. Louis, Mo.

**CHECK YOUR LUGGAGE**—Why not check your luggage and add to the comfort and pleasure of your journey? One or two small bags usually are ample to meet necessary requirements en route and by checking the balance of your luggage, congestion in passenger carrying equipment is avoided. Checked baggage is in safe hands; you are not required to watch it and it will be waiting for you at your destination.

**BAGGAGE**—Every effort will be made to facilitate the handling of baggage, but the railroad cannot guarantee to forward baggage on same train with owner; nor can time of arrival at destination to which checked be guaranteed. To facilitate prompt receipt of their baggage at destination passengers are advised, whenever it is possible to do so, to check it in advance in order that same may be forwarded on a preceding train.

150 pounds of baggage, not exceeding \$100.00 in value, will be checked free on each whole ticket and 75 pounds, not exceeding \$50.00 in value, will be checked free on each half ticket, unless otherwise specified in selling tariff.

Passengers may declare excess value at time of checking subject to a charge of 10 cents for each additional \$100.00 or fraction thereof, but not exceeding \$2,500.00. No single piece of baggage exceeding 300 pounds in weight or 72 inches in greatest dimension or single shipment exceeding \$2,500.00 in value will be checked.

Baby cabs, bicycles, cribs, go-carts, sleds, campers outfits, invalid chairs, golf bags and certain other articles, securely fastened, are acceptable for checking in baggage service and will be included in passenger's free weight and value allowance as stipulated in tariff.

Dogs transported on passenger trains (See Note) must be checked and handled in baggage service subject to tariff rules. Minimum charge for each crated dog same as for 25 pounds excess weight charge; for each dog on leash and strongly muzzled minimum charge same as for 50 pounds excess weight charge. **Note**—Small dogs, cats or other small animals (not vicious, odoriferous or otherwise objectionable) when carried in baskets or containers, may be taken by purchasers of drawing rooms, compartments or bedrooms into the rooms they occupy. "Seeing-eye dogs" or other guide dogs, especially trained and educated for that purpose, are permitted to accompany blind persons in passenger carrying cars. Ask your Ticket Agent for details.

Other domestic pets, such as cats, birds, etc., in crates or cages are checkable and subject to minimum charge the same as for 25 pounds excess weight charge.

Baggage via Illini Coach Company—All baggage checked under usual rules handled on through checks between Tolono, Champaign and Urbana via Illini Coach Company without extra charge.

Baggage via Manley Bus Company—All baggage checked under usual rules handled on through checks between Henrietta and Excelsior Springs via Manley Bus Company without extra charge.

**AUTOMOBILES**—Two passengers riding on one way or round-trip tickets valid in standard sleeping or parlor cars or three passengers riding on one way or round-trip tickets valid for transportation in coaches or tourist sleeping cars may have their automobile shipped in expedited freight service between same points at a cost of an additional one and one-third of the one way fare valid in standard sleeping cars or parlor cars to cover transportation of the automobile. Minimum charge \$54.00. Consult ticket agent for further particulars.

**HAND-BAGGAGE IN PULLMAN CARS** is restricted to that which can be conveniently placed in the berth seat or other accommodations purchased by the passenger.

**LOST ARTICLES** to be inquired for of Division Superintendents or through the nearest ticket agent.

**NO RESPONSIBILITY IS ASSUMED** for unchecked articles left in stations or cars.

**TRAVELERS' ACCIDENT INSURANCE TICKETS**—The Wabash Railway has made arrangements to sell Accident Insurance Tickets issued by The Travelers of Hartford. Affords you insurance protection anywhere. Cost nominal. Ask any Wabash Agent.

**THE PARMELEE COMPANY, PASSENGER AND BAGGAGE TRANSPORTER IN CHICAGO**—A uniformed agent of THE PARMELEE COMPANY boards all incoming trains of the Wabash Railway before arrival at terminal station. Passengers may arrange with him for transfer of themselves and their baggage to other STATIONS or LOOP HOTELS, also for the handling of their baggage to or from railway stations to any city address.

**PREPAID TRANSPORTATION**—Do you know you can arrange transportation for relatives or friends without the necessity of forwarding funds by mail or otherwise? The nearest Wabash agent will be glad to explain our prepaid transportation arrangements which will have your passenger on the way before you could forward the funds by mail. No charge for the service other than the cost of the transportation.

**AMERICAN EXPRESS TRAVELERS' CHEQUES.** It is now possible to protect the funds you carry with you on your journey by changing your cash into American Express Travelers Cheques at our larger ticket offices when you secure your ticket. The charge for these Cheques is only 75c for each \$100 purchased. If they should be lost or stolen before you have signed them the second time, the American Express refunds the amount involved.

**WESTERN UNION TELEGRAPH SERVICE—THE TIME-SAVING FACILITIES OF THE WESTERN UNION TELEGRAPH SERVICE** are at the disposal of our patrons at Wabash stations, to enable you to keep in constant touch with your home or business affairs. These offices offer you every type of telegraph service: **Telegrams, Cablegrams, Day Letters, Tourate telegrams only 35c.**

**REPRESENTATIVES OF NATIONAL TRAVELERS AID SOCIETY** are at many of the larger stations, for purposes of relief of distress and assistance of unprotected. Those in need of such service should inquire of the station force for a National Travelers Aid Society representative.

**OPTIONAL ROUTES**—For detailed information and additional routes not named below, consult your local agent, or representative or conductor of the Wabash Railway.

**FROM DETROIT TO CHICAGO**—Tickets or coupons valid via Wabash Railway from Detroit to Chicago will be honored via Ft. Wayne, Ind., thence Pennsylvania Railroad. This arrangement also applies in the opposite direction.

**VIA CHICAGO OR FT. WAYNE**—When tariffs provide that fares apply via either route, tickets reading between Bement, Ill., and stations west, and Ft. Wayne, Ind., and stations east, will be honored via Ft. Wayne, Ind., direct or via Chicago, Ill., thence the Pennsylvania R. R.—Wabash or the reverse, or tickets routed from or via St. Louis, Mo., to Detroit, Mich., via Wabash Railway to Chicago, Ill., thence Pennsylvania R. R. to Ft. Wayne, Ind., and Wabash will be honored as routed or via Wabash direct line via Danville, Ill.

**TOLEDO TICKETS HONORED TO OR FROM DETROIT**—Tickets reading via Wabash Railway to or from Toledo, Ohio, will be honored to or from Detroit, Mich., upon payment of \$1.70 for first class travel or \$1.40 for coach travel to conductor in charge of train (eastbound) into Detroit or (westbound) out of Detroit.

**DETROIT TICKETS HONORED TO OR FROM TOLEDO**—Tickets (all classes) reading via Wabash Railway between Detroit, Mich. (or points east), and New Haven, Ind., or Ft. Wayne, Ind. (or points west), will be honored to or from Toledo, Ohio, according to direction of travel, without extra charge.

**VIA HANNIBAL, MO., OR ST. LOUIS, MO., TICKETS READING BETWEEN KANSAS CITY, MO., AND DECATUR, ILL., AND POINTS EAST AND NORTH (not including Chicago, Ill.)**—Unless ticket is endorsed to the contrary, tickets of Wabash Railway issue or tickets of other lines issued reading via Wabash Railway between Kansas City, Mo., and Decatur, Ill., and points east and north of (not including Chicago, Ill.) in either direction will be honored via St. Louis, Mo., or Hannibal, Mo.

**VIA HANNIBAL, MO., OR ST. LOUIS, MO., TICKETS READING BETWEEN KANSAS CITY, MO., AND CHICAGO, ILL.**—Unless ticket is endorsed to the contrary, tickets of Wabash Railway issue or tickets of other lines, issued reading via Wabash Railway between Kansas City, Mo., and Chicago, Ill., in either direction will be honored via Hannibal, Mo., or exchanged to read via St. Louis, Mo. Ticket will be exchanged by agent at Kansas City, Mo. (Eastbound), or Chicago, Ill. (Westbound).

# Round Trip Summer Excursion Fares

## FOR VACATION TOURS

FROM	Toronto, Ont.		Montreal, Que.		Minocqua, Wis.		Holland, Mich.		Grand Haven, Mich.		Port Huron, Mich.		Charlevoix, Mich.		Frankfort, Mich.		St. Paul, Minn.	
	TO THE EAST	RETURN LIMITS	Oct. 31	Oct. 31	Oct. 31	25 Days	Oct. 31	30 Days	Oct. 31	30 Days	Oct. 31	30 Days	Oct. 31	30 Days	Oct. 31	30 Days	Oct. 31	30 Days
Columbia.....Mo.	\$46.25	\$63.50	\$31.45	\$24.25	\$28.80	\$20.40	\$30.05	\$21.40	\$38.65	\$29.70	\$41.30	\$27.50	\$38.50	\$25.60	\$26.55	\$21.75	\$26.55	\$21.75
Danville.....Ill.	29.55	46.80	23.00	17.80	18.50	13.95	19.75	14.95	21.20	15.20	21.05	15.20	24.15	19.15	25.50	23.90	25.50	23.90
Decatur.....Ill.	33.70	50.95	31.75	26.10	25.55	22.25	.....	.....	25.35	23.25	31.00	21.05	28.20	19.15	25.50	23.35	25.50	23.35
Detroit.....Mich.	.....	.....	.....	.....	.....	.....	.....	.....	.....	.....	.....	.....	18.35	15.25	34.30	.....	.....	.....
Ft. Wayne.....Ind.	20.30	37.54	.....	.....	.....	.....	.....	.....	12.25	.....	20.90	.....	20.90	17.05	.....	.....	.....	.....
Kansas City.....Mo.	51.90	69.15	32.70	25.20	34.45	24.00	35.70	25.00	43.80	33.30	46.95	31.10	44.15	29.20	25.30	22.05	.....	.....
La Fayette.....Ind.	26.60	43.82	.....	.....	.....	.....	.....	.....	.....	.....	.....	.....	.....	.....	.....	.....	.....	.....
Litchfield.....Ill.	37.00	54.25	25.80	19.90	21.90	16.05	23.15	17.05	28.65	25.35	34.40	23.15	31.60	21.25	27.50	25.40	.....	.....
Logansport.....Ind.	24.45	41.68	.....	.....	.....	.....	.....	.....	.....	.....	.....	.....	19.65	.....	.....	.....	.....	.....
Mexico.....Mo.	44.25	61.50	29.80	23.00	26.80	19.15	28.05	20.15	36.65	28.45	39.30	26.25	36.05	24.35	26.15	21.40	.....	.....
Moberly.....Mo.	45.70	62.90	31.40	24.20	28.80	20.35	30.05	21.35	38.65	29.65	41.80	27.45	38.50	25.55	24.05	19.70	.....	.....
St. Louis.....Mo.	40.30	57.55	28.50	22.00	22.30	18.15	23.55	19.15	31.75	27.45	34.80	25.25	32.00	23.35	27.50	25.95	.....	.....

\*6 months limit.

FROM	TO THE WEST		Denver, Colorado Spgs., Pueblo, Colo.		Ogden, Salt Lake City, Utah		San Francisco, Los Angeles, San Diego, Cal. Going and returning via Direct Routes or One-Way via Portland, Ore.			Portland, Ore. Seattle, Wash.			Yellowstone Park Going via Western or Northern Entrance Fares do not include transportation through park			
	First Class	First Class	First Class	Intermediate Class	Coach Class	First Class Intermediate	First Class	Intermediate Class	Coach Class	First Class Intermediate	First Class	Intermediate Class	Coach Class	First Class Intermediate	(See Note A) First Class	(See Note A) First Class
Carrollton.....Mo.	\$ 30.60	\$ 23.55	\$ 54.70	\$ 45.60	\$ 41.75	\$ 78.35	\$ 64.20	\$ 56.40	\$ 78.35	\$ 64.20	\$ 56.40	\$ 78.35	\$ 64.20	\$ 56.40	\$ 55.25	\$ 44.65
Chicago.....Ill.	43.05	35.95	59.35	48.60	47.00	90.30	74.00	65.00	90.30	74.00	65.00	90.30	74.00	65.00	61.95	51.30
Chillicothe.....Mo.	30.85	24.05	52.50	46.08	40.90	79.05	64.95	57.05	79.05	64.95	57.05	79.05	64.95	57.05	52.40	43.50
Columbia.....Mo.	33.65	27.85	59.05	49.82	45.55	82.95	67.95	59.75	82.95	67.95	59.75	82.95	67.95	59.75	57.60	47.75
Danville.....Ill.	44.90	37.45	62.95	51.95	50.35	91.80	75.40	66.40	91.80	75.40	66.40	91.80	75.40	66.40	63.80	53.25
Decatur.....Ill.	42.05	34.90	61.95	50.55	48.95	90.30	74.00	65.00	90.30	74.00	65.00	90.30	74.00	65.00	61.95	51.30
Defiance.....Ohio	54.10	47.00	70.40	58.16	56.56	101.35	81.70	72.70	101.35	81.70	72.70	101.35	81.70	72.70	70.40	60.35
Detroit.....Mich.	59.50	52.40	75.80	62.82	61.22	106.75	85.40	76.40	106.75	85.40	76.40	106.75	85.40	76.40	75.80	65.75
Ft. Wayne.....Ind.	51.60	44.50	67.90	55.98	54.38	98.85	80.00	71.00	98.85	80.00	71.00	98.85	80.00	71.00	67.90	57.85
Hannibal.....Mo.	34.10	28.45	57.25	47.75	45.90	83.95	68.80	60.45	83.95	68.80	60.45	83.95	68.80	60.45	57.25	47.70
Jacksonville.....Ill.	38.35	31.90	59.35	48.60	47.00	88.10	73.10	64.30	88.10	73.10	64.30	88.10	73.10	64.30	59.35	49.30
Kirkville.....Mo.	32.10	26.70	55.75	47.75	44.84	82.15	67.30	59.15	82.15	67.30	59.15	82.15	67.30	59.15	55.75	46.00
La Fayette.....Ind.	47.70	40.25	63.65	54.25	52.96	94.60	78.80	68.30	94.60	78.80	68.30	94.60	78.80	68.30	66.10	56.05
Litchfield.....Ill.	39.90	33.15	59.35	50.55	48.95	88.30	72.70	64.20	88.30	72.70	64.20	88.30	72.70	64.20	61.95	51.30
Logansport.....Ind.	49.80	42.45	65.85	54.40	52.80	96.80	78.70	69.70	96.80	78.70	69.70	96.80	78.70	69.70	66.10	56.05
Macon.....Mo.	31.80	26.30	55.75	48.14	45.85	82.05	67.20	59.10	82.05	67.20	59.10	82.05	67.20	59.10	55.75	46.15
Mexico.....Mo.	33.10	27.60	57.30	48.60	45.30	82.40	67.55	59.30	82.40	67.55	59.30	82.40	67.55	59.30	57.30	47.50
Moberly.....Mo.	31.80	26.30	55.75	48.14	45.85	81.10	66.45	58.40	81.10	66.45	58.40	81.10	66.45	58.40	55.75	46.15
St. Louis.....Mo.	37.80	31.65	58.80	50.55	48.95	85.60	70.10	61.60	85.60	70.10	61.60	85.60	70.10	61.60	61.95	51.30
Shenandoah.....Iowa	30.00	22.30	47.35	41.79	35.65	75.60	61.95	54.40	75.60	61.95	54.40	75.60	61.95	54.40	50.15	38.70
Toledo.....Ohio	56.60	49.50	72.90	60.32	58.72	103.85	83.40	74.40	103.85	83.40	74.40	103.85	83.40	74.40	72.90	62.85

① Fare one way via Portland, Ore., \$86.95 first class, \$72.03 intermediate, \$64.48 coach.

② Fare one way via Portland, Ore., \$7.45 first class, \$7.51 intermediate, \$6.90 coach.

③ Fare one way via Portland, Ore., \$1.30 first class, \$1.38 intermediate, \$1.38 coach.

④ Fare one way via Portland, Ore., \$1.30 first class, \$1.38 intermediate, \$1.38 coach.

⑤ Fare one way via Portland, Ore., \$1.30 first class, \$1.38 intermediate, \$1.38 coach.

⑥ Fare one way via Portland, Ore., \$1.30 first class, \$1.38 intermediate, \$1.38 coach.

⑦ Fare one way via Portland, Ore., \$1.30 first class, \$1.38 intermediate, \$1.38 coach.

⑧ Fare one way via Portland, Ore., \$1.30 first class, \$1.38 intermediate, \$1.38 coach.

⑨ These rates do not apply to San Diego (one way via Portland, Ore.); consult your ticket agent for correct fares.

⑩ These fares also apply to Portland, Ore. and Seattle, Wash.

⑪ Tickets are good for transportation in sleeping or parlor cars up to Chicago or St. Louis and in tourist cars beyond, upon payment of charges for space occupied.

⑫ Tickets are good for transportation in sleeping or parlor cars up to Chicago or St. Louis and in tourist cars beyond, upon payment of charges for space occupied.

Round Trip Summer tourist tickets at fares named above are on sale daily May 15, to September 30, 1939, incl., except to destinations in California, Oregon and Washington, effective Daily to November 30, 1939, Colorado, June 1 to September 30, 1939, and Utah effective May 15, 1939, to October 15, 1939, incl., with final return limit to reach original starting point prior to midnight of limit indicated.

Stoppers will be allowed at all stations on either going or returning trip within final limit of the ticket upon application to conductor.

NOTE A.—To Yellowstone Park, fares in effect daily June 1st to September 7, 1939. The fare for automobile transportation only through the park (three and one-half day trip), \$25.00. For automobile transportation including meals and lodging at Yellowstone Park Lodges \$40.50. For automobile transportation including meals and lodging at Yellowstone Park Hotel \$42.50. Except—in one direction via Bozeman Gateway \$5.00 higher or in one direction via Red Lodge Gateway \$6.50 higher.

On application to local agents or any representative of the Wabash Railway (see pages 41 and 42) through fares can be obtained from and to points not shown above.





# WABASH RAILWAY COMPANY

NORMAN B. PITCAIRN and FRANK C. NICODEMUS, Jr., Receivers

GENERAL OFFICES, Railway Exchange Building, ST. LOUIS, MO.—NEW YORK OFFICE, 33 PINE ST., Sixth Floor

NORMAN B. PITCAIRN, St. Louis—FRANK C. NICODEMUS, Jr., New York, Receivers



N. S. BROWN, General Counsel.....St. Louis, Mo.  
 J. W. NEWELL, Chief Accounting Officer.....St. Louis, Mo.  
 G. G. EARLY, Chief Traffic Officer.....St. Louis, Mo.  
 A. K. ATKINSON, Treasurer.....New York, N. Y.  
 W. D. STEELE, Assistant Treasurer.....New York, N. Y.  
 K. L. BRENNER, Purchasing Agent.....St. Louis, Mo.

G. H. SIDO, Chief Operating Officer.....St. Louis, Mo.  
 R. A. MESSMORE, Assistant General Manager.....St. Louis, Mo.  
 ARTHUR DAVIS, Assistant General Manager.....St. Louis, Mo.  
 J. C. BOUSFIELD, Chief Engineer.....St. Louis, Mo.  
 W. N. GARVIN, Superintendent Transportation.....St. Louis, Mo.  
 G. F. HESS, Superintendent Motive Power.....Decatur, Ill.

## TRAFFIC DEPARTMENT

G. G. EARLY, Chief Traffic Officer.....St. Louis, Mo.

### PASSENGER

T. M. HAYES, Passenger Traffic Manager.....St. Louis, Mo.  
 L. W. BADE, Assistant Passenger Traffic Manager.....St. Louis, Mo.  
 L. A. BLATTERMAN, General Passenger Agent.....St. Louis, Mo.  
 L. C. BOSTWICK, Eastern Traffic Manager.....New York, N. Y.  
 H. E. DIXON, Assistant General Passenger Agent.....Chicago, Ill.

H. L. PIGOTT, Assistant General Passenger Agent.....Detroit, Mich.  
 R. A. WILLIER, General Advertising Agent.....St. Louis, Mo.  
 E. P. SOEBBING, Gen. Agent, Mail, Baggage and Express Traffic.....St. Louis, Mo.  
 G. M. HART, Superintendent Dining Cars.....St. Louis, Mo.

### FREIGHT

C. H. STINSON, General Freight Traffic Manager.....St. Louis, Mo.  
 SIDNEY KING, Freight Traffic Manager.....St. Louis, Mo.  
 C. J. SAYLES, Freight Traffic Manager.....St. Louis, Mo.  
 L. E. CLARAHAN, Assistant Freight Traffic Manager.....St. Louis, Mo.  
 J. A. SULLIVAN, Assistant Freight Traffic Manager.....Detroit, Mich.  
 R. A. WALTON, Assistant Freight Traffic Manager.....Chicago, Ill.  
 L. C. BOSTWICK, Eastern Traffic Manager.....New York, N. Y.  
 F. G. MAXWELL, General Freight Agent.....St. Louis, Mo.  
 A. W. RICHARDSON, General Freight Agent.....St. Louis, Mo.  
 B. F. RICE, General Coal and Coke Freight Agent.....St. Louis, Mo.

P. A. SPIEGELBERG, Assistant General Freight Agent.....St. Louis, Mo.  
 A. P. MAC INNIS, Assistant General Freight Agent.....St. Louis, Mo.  
 O. C. BARTELS, Assistant General Freight Agent.....St. Louis, Mo.  
 L. W. COLE, Assistant General Freight Agent.....St. Louis, Mo.  
 G. C. KNICKERBOCKER, Assistant General Freight Agent.....St. Louis, Mo.  
 D. E. GILBERT, Assistant General Freight and Passenger Agent.....Buffalo, N. Y.  
 W. E. ALDERSON, Assistant General Freight and Passenger Agent.....Toledo, Ohio  
 R. C. RIEDINGER, Assistant General Freight Agent.....Kansas City, Mo.  
 J. R. HUNDLEY, General Live Stock Agent.....Chicago, Ill.  
 G. W. YOUNG, Assistant to General Freight Traffic Mgr.....St. Louis, Mo.  
 H. H. McINTYRE, Industrial Agent.....St. Louis, Mo.

## TRAFFIC REPRESENTATIVES

Atlanta, Ga.—333 Healey Bldg.—Phone Walnut 1857  
L. L. WADE, JR., District Freight and Passenger Agent.

Birmingham, Ala.—618 Watts Bldg.—Phone 3-4384  
W. G. KIDD, General Agent.

Boston, Mass.—431 Chamber of Commerce Bldg.—  
Phone Liberty 6626  
C. B. HOXIE, General Agent.

Buffalo, N. Y.—880 Ellicott Square Building—  
Phone Cleveland 6067  
G. C. KNICKERBOCKER, Asst. General Freight Agent.

Chicago, Ill.—  
1620 Utilities Bldg.—Phone HARrison 4500  
G. G. KOTTENSTETTE, Division Passenger Agent.  
R. C. RIEDINGER, Asst. General Freight Agent.  
City Ticket Office, 101 S. La Salle St.  
Dearborn Station.—Phone HARrison 9830

Cincinnati, Ohio.—325 Dixie Terminal Bldg.—  
Phone Main 3359  
R. F. WALLER, District Passenger Agent.  
W. H. BACHMANN, General Agent, Freight Dept.

Cleveland, Ohio.—1137 Terminal Tower—  
Phone Cherry 4336  
J. C. O'BOYLE, General Agent, Freight Dept.

Dallas, Tex.—512 Santa Fe Bldg.—Phone 7-3573  
G. C. BROOK, District Passenger Agent.  
H. W. COOK, General Agent, Freight Dept.

Decatur, Ill.—Phone 4341  
G. N. LOVELL, Division Passenger Agent.  
J. E. DOOLEY, Division Freight Agent.

Denver, Colo.—303 Denver National Building.—  
Phone Tabor 4900  
C. J. HELBER, General Agent.

Des Moines, Iowa.—5th and Cherry Sts.—Phone 4-5219  
D. J. ROCHFORD, Division Freight and Pass. Agent.

Detroit, Mich.—  
1731 National Bank Building—Phone Cherry 2425  
H. F. BOBBITT, Division Passenger Agent.  
PHIL SCHORR, Division Freight Agent.  
City Ticket Offices—  
228 Michigan Ave.—Phone Cadillac 0900  
General Motors Building—Phone Madison 9266  
Union Station—Phone Randolph 8500

Ft. Wayne, Ind.—  
Passenger Station—Phone Harrison 1125  
O. W. BRAUNGART, Passenger and Ticket Agent.  
244-5 Utility Building—Phone Anthony 3207  
Geo. J. MILLER, District Freight Agent.

Hartlingen, Tex.—210 Commerce Building—Phone 188  
Geo. F. HARRIGAN, Perishable Freight Agent.

Houston, Tex.—715 Second Nat'l Bank Bldg.—  
Phone Fairfax 7228  
V. W. BAKER, District Passenger Agent.  
P. L. JOHNSON, General Agent, Freight Dept.

Indianapolis, Ind.—512 Merchants Bank Bldg.—  
Phone Riley 3026  
R. F. WALLER, District Passenger Agent.  
A. S. BIRCHETT, General Agent, Freight Dept.

Kansas City, Mo.—  
City Ticket Office.  
1027 Grand Ave.—Phone Victor 5840.  
J. J. SHINE, Division Passenger Agent.  
T. C. HAYDEN, City Passenger Agent.  
J. J. AUER, City Passenger Agent.

W. E. ALDERSON, Assistant Gen. Freight Agent.  
319 Railway Exchange Building—Phone Victor 5840

Keokuk, Iowa.—Phone 174  
W. A. BRIDGMAN, Division Frt. and Pass'r Agt.

Little Rock, Ark.—211 Gazette Building—Phone 6325  
R. T. MOLLINCOTE, District Passenger Agent.  
T. G. SMITH, General Agent, Freight Dept.

Los Angeles, Cal.—1030 Van Nuys Bldg.—  
Phone Tucker 6747  
R. B. NELSON, District Passenger Agent.  
F. X. BELL, General Agent, Freight Dept.

Memphis, Tenn.—620 Exchange Bldg.—Phone 5-2051  
OSCAR PLUNKET, General Agent, Freight Dept.

Milwaukee, Wis.—1406 Majestic Building—  
Phone Marquette 2311  
C. A. HACKENSON, District Passenger Agent.  
G. W. CALLEN, General Agent, Freight Dept.

Minneapolis, Minn.—916 Metropolitan Life Bldg.—  
Phone Main 1011  
C. A. HACKENSON, District Passenger Agent.  
J. P. MULLEN, General Agent, Freight Dept.

Moberly, Mo.—Phone 368  
L. R. WILSON, Division Freight and Pass'r Agt.

New Orleans, La.—2003 American Bank Bldg.—  
Phone Raymond 0135  
J. S. MASON, Acting General Agent.

New York, N.Y.—816 Singer Building—Phone Barelay 7-0615  
J. F. HART, General Agent, Passenger Dept.  
F. C. POLEY, Asst. Genl. Agent, Freight Dept.

Omaha, Neb.—  
310 Grain Exchange Bldg.—Phone Jackson 0710  
H. F. GARDNER, Division Passenger Agent.  
Wm. CULP, Division Freight Agent.  
City Ticket Offices—  
301 South 16th St.—Phone Jackson 5822  
Fifteenth and Dodge Sts.—Phone Jackson 5822

Peoria, Ill.—818 Jefferson Building—Phone 7374  
R. L. CRUSEN, General Agent.

Philadelphia, Pa.—1706 Girard Trust Building—  
Phone Rittenhouse 0918  
W. McCrackan, General Agent.  
CHARLES HAMILTON, District Passenger Agent.

Phoenix, Ariz.—625 Security Building.—Phone 4-3303  
M. A. CARROLL, General Agent.

Pittsburgh, Pa.—2617 Koppers Bldg.—Phone Atlantic 0514  
G. N. THOMAS, General Agent, Freight Dept.  
CHARLES HAMILTON, District Passenger Agent.

Portland, Ore.—832 Pacific Bldg.—Phone Beacon 8449  
R. D. FARRELL, District Freight and Pass'r Agent.

Quincy, Ill.—Phone Main 427  
B. M. PILATZ, Division Freight and Passenger Agent.

St. Louis, Mo.—1450 Railway Exchange Building—  
Phone CHEstnut 4700  
F. L. McGNALLY, Division Passenger Agent.  
City Ticket Office, 328 N. Broadway.  
Delmar Station, 6001 Delmar Blvd.

G. J. RYAN, Special Passenger Representative.  
Union Station—Phone GARfield 6600  
G. L. KAESHOEFER, Division Freight Agent.  
323 Pierce Building—Phone CHEstnut 4700

St. Thomas, Ont.—Phone 217  
R. A. SNYDER, District Freight Agent.

Salt Lake City, Utah—309 Utah Oil Bldg.—  
Phone Wasatch 1152  
L. H. JONES, General Agent.

San Antonio, Texas—717 Majestic Building—  
Phone Garfield 1821  
A. B. GREEN, General Agent, Freight Dept.

San Francisco, Cal.—917 Monadnock Building—  
Phone Sutter 7316  
T. B. O'CONNOR, District Passenger Agent.  
GEO. W. TERRY, General Agent, Freight Dept.

Seattle, Wash.—5528 White Henry Stuart Bldg.—  
Phone Elliott 6235  
J. E. HOLTON, General Agent.

Springfield, Ill.—Phone Capitol 482  
M. G. CLARK, Division Freight Agent.


Toledo, Ohio—  
440 Spitzer Building—Phone Adams 4184.  
C. H. LORENZ, Division Passenger Agent.  
D. E. GILBERT, Asst. Genl. Freight and Pass. Agent.  
Union Station—Phone Main 2241

Toronto, Ont.—Room 1307, No. 69 Yonge St.—  
Phone Elgin 2515  
J. S. BUCHANAN, General Agent, Freight Dept.

Tulsa, Okla.—316 Kennedy Building—Phone 9566  
R. V. MILLER, General Agent, Freight Dept.

Winston-Salem, N. C.—617 Reynolds Bldg.—Phone 8674  
R. G. McCLURE, District Freight & Pass. Agent.

# DEPENDABLE FREIGHT SERVICE



# Only 4 <sup>3</sup>/<sub>4</sub> HOURS

## "Detroit Arrow"

Famous Afternoon Train  
Wabash - Pennsylvania

## SHIP BY WABASH RED BALL SERVICE

The Wabash has established an enviable reputation for on-time performance of Red Ball fast merchandise trains. This is due to the combination of powerful high-speed locomotives, splendid roadbed, heavy rails, modern equipment, fast train schedules, and a very high degree of efficiency in operation.

## DIVERSION OF PERISHABLES DAY AND NIGHT SERVICE

Wabash Diversion Bureau at St. Louis, operating 24 hours a day, enables shippers to exercise diversion privileges on carload traffic from one market to another upon request.

A request by telegraph, stating shipment is to be diverted, will be given immediate attention, day or night.

A request for information regarding freight shipments, by phone or letter, to any of the forty-four Wabash offices shown on the opposite pages of this folder will be given prompt attention.

See Pages 5 and 6, this folder, for details of Service