

SANTA FE TRAFFIC OFFICES

Albuquerque, N. M. 87101.....314 First St., S.W., Ph. 247-0741
 Amarillo, Tex. 79101.....Santa Fe Station, Ph. 376-5131
 Atlanta, Ga. 30303...1314 Rhodes-Haverty Bldg., Ph. JAcKson 4-4926
 Bakersfield, Calif. 93301.....Santa Fe Station, Ph. 325-5751
 Beaumont, Tex. 77701.....2125 Louisiana St., Ph. TErMinal 2-3411
 Boston, Mass. 02116...Room 700, 216 Tremont St., Ph. LIBerty 2-5323
 Buffalo, N. Y. 14203.....Suite 1104, 10 Lafayette Square, Ph. 854-5230
 Carlsbad, N. M. 88220.....104 W. Fox St., Ph. TUxedo 7-3564
 Chicago, Ill. 60604.....238 S. Michigan Ave., Ph. HArriSon 7-4900

For reservations or information in Chicago Ph. WEbster 9-4910
 Chihuahua, Chih., Mex.....Jardines del Santuario, Ph. 2-33-73
 Cincinnati, Ohio 45202...Gwynne Bldg., 6th & Main Sts., Ph. 621-2911
 Cleveland, Ohio 44113.....1640 Illuminating Bldg., Ph. 241-0226
 Denver, Colo. 80202.....518 17th Street, Ph. 266-3888
 Des Moines, Iowa 50309.....601 Equitable Bldg., Ph. CHerry 4-7173
 Detroit, Mich. 48237.....14650 W. Eight Mile Rd., Ph. 566-4040
 El Paso, Tex. 79901.....4150 Rio Bravo, Ph. 532-6596
 Fort Worth, Tex. 76102.....1601 Jones St., Ph. EDison 2-5141
 Fresno, Calif. 93718.....Santa Fe Station, Ph. 233-4595
 Houston, Tex. 77002.....811 Rusk Ave., Ph. CApitol 8-6441
 Indianapolis, Ind. 46204.....405 Guaranty Bldg., Ph. MEIrose 5-6549
 Kansas City, Mo. 64108, Suite 114, Union Station, Ph. MAyfair 1-4000

For reservations or information in Kansas City Ph. GRand 1-5636
 Los Angeles, Calif. 90013.....523 So. Olive St., Ph. MADison 8-0111
 For reservations or information in Los Angeles Ph. MADison 4-0171
 Lubbock, Tex. 79401.....Santa Fe Station, Ph. PORter 3-6454
 Memphis, Tenn. 38103.....218 Falls Bldg., Ph. 526-5888
 Mexico City, 6, D.F., Mex.....Napoles 36, Ph. 14-95-64
 Milwaukee, Wis. 53222.....2929 N. Mayfair Rd., Ph. 778-1860
 Minneapolis, Minn. 55402, 1145 Nthwstrn. Bk. Bldg., Ph. FEderal 3-1274
 Monterrey, N.L., Mex.....Urique 1704 Colonia Mitras, Ph. 46-67-47
 New Orleans, La. 70113.....1001 Loyola Ave., Ph. 525-3393
 New York, N.Y. 10017...Suite 2000, 330 Madison Ave., Ph. 661-6161
 Oakland, Calif. 94612.....2040 Telegraph Ave., Ph. 834-6630

For reservations or information in Oakland Ph. 834-6633
 Oklahoma City, Okla. 73102...100 S. Santa Fe Ave., Ph. CEntral 2-2501
 Pasadena, Calif. 91101.....Santa Fe Station, Ph. SYcamore 2-1191
 Peoria, Ill. 61602.....809 Jefferson Bldg., Ph. 673-3867
 Philadelphia, Pa. 19107, 1416 Phila. Nat. Bank Bldg., Ph. LOcust 8-5060
 Phoenix, Ariz. 85004.....858 First Nat. Bank Bldg., Ph. 258-8571
 Pittsburgh, Pa. 15222.....819 Oliver Bldg., Ph. 281-2937
 Pomona, Calif. 91767.....2701 N. Garey Ave., Ph. LYcoming 3-2521
 Portland, Ore. 97205.....521 American Bank Bldg., Ph. 227-3671
 Sacramento, Calif. 95814.....901 "H" St., Ph. GIlbert 2-3605
 St. Louis, Mo. 63101.....300 Columbia Bldg., Ph. 241-7120
 Salt Lake City, Utah 84102.....540 E. 5th South, Ph. 322-1238
 San Angelo, Tex. 76901.....Santa Fe Station, Ph. 653-1341
 San Antonio, Tex. 78212.....803 Kallison Tower Bldg., Ph. 227-7246
 San Bernardino, Calif. 92410.....Santa Fe Station, Ph. TUrner 4-2111
 San Diego, Calif. 92101.....1050 Kettner Blvd., Ph. 232-6225

For reservations or information in San Diego Ph. 232-2961
 San Francisco, Calif. 94103.....44 Fourth St., Ph. 781-7600
 For reservations or information in San Francisco Ph. 982-3160
 Santa Ana, Calif. 92701.....Santa Fe Station, Ph. 543-5354
 Seattle, Wash. 98101...The 1411 Fourth Ave. Bldg., Ph. MUtal 2-3195
 Topeka, Kan. 66612.....Santa Fe Bldg., Ph. CEntral 4-0481
 Washington, D.C. 20036
Suite 1020, 1100 Connecticut Ave., N.W., Ph. 659-2010
 Wichita, Kan. 67202.....425 E. Waterman St., Ph. AMherst 5-8511
 Winston-Salem, N.C. 27101
318 First National Bank Bldg., Ph. PArk 4-6475

See your Travel Agent or nearest Santa Fe Traffic Office.

TIME TABLE




**THE ATCHISON,
TOPEKA AND
SANTA FE RAILWAY
COMPANY**




**CONDENSED SCHEDULES
OF PASSENGER SERVICE**

Issued: June 8, 1969

Delicious food from a wide menu selection is a regular treat for travelers on Santa Fe.



The Turquoise Room for private dining and the Champagne dinner are two of the deluxe features of the famous Super Chief.



Santa Fe sleeping cars provide the finest in private room travel accommodations that range from single rooms to spacious suites.



Santa Fe's passenger fleet remains America's most relaxing ride. Even in the jet age.

It's fun to travel—take time to enjoy it aboard the Super Chief and El Capitan between Chicago and Los Angeles . . . San Francisco Chief between Chicago, Texas, San Joaquin Valley points and San Francisco . . . Texas Chief between Chicago and Houston.

Schedules, equipment and other information on our passenger trains are contained in this timetable.

Santa Fe offers a choice of services and accommodations: spacious private rooms in the sleeping cars or relaxing stretch-out chair car seats, cheery lounge areas, and excellent dining at reasonable prices.

You can charge all of your Santa Fe travel costs, too, with Midwest, BankAmericard or any Interbank charge card.


Pick the train that fits your travel plans best. Then let your travel agent or nearest Santa Fe ticket office give you full details on the One-Price Ticket arrangement. It saves money for individual travelers and families—covers all major travel expenses while aboard Santa Fe trains.



Super Chief travelers enjoy a complimentary "Wake-Up Cup" of coffee.



All 60 seats in El Capitan's Hi-Level Lounge offer a panoramic view of the countryside from big two-tier windows.



Hi-Level cars on El Capitan and San Francisco Chief put travelers at the scenic level for daytime enjoyment, and offer a quieter, smoother ride day and night.



Santa Fe chair cars feature stretch-out seats and leg rests for fine riding comfort day and night. Big picture windows too.



SUPER CHIEF—Trains 17 and 18
Daily, Chicago—Kansas City—
Los Angeles

All Private Room Sleeping Car Service

Dormitory Car... Chicago—Los Angeles.
Turquoise Room (for private dining) and Pleasure Dome
Lounge Car... Chicago—Los Angeles.
Dining Car... Chicago—Los Angeles.
Sleeping Cars... Chicago—Los Angeles.
Sleeping Car... Kansas City—Los Angeles.
(Westbound, ready to occupy at 9:30 PM. Eastbound, car
can be occupied until 8 AM.)
Roomettes, Bedrooms and Suites.
Radio and recorded musical programs in all cars, stock
reports, newspapers and periodicals. "wake-up" coffee and
other deluxe service.

EL CAPITAN—Trains 17 and 18
Daily, Chicago—Kansas City—
Los Angeles

All-Chair-Car Service
All seats reserved.

Baggage Car... Chicago—Los Angeles.
Dormitory—Baggage Car... Chicago—Los Angeles.
Hi-Level Lounge Car... Chicago—Los Angeles.
Observation deck and refreshments on upper level,
Kachina Coffee Shop for Snacks on lower level.
Hi-Level Dining Car... Chicago—Los Angeles.
All seats on upper level.
News Agent, coffee cart service throughout the train.
Hi-Level Chair Cars... Chicago—Los Angeles.
Stretch-out, reclining seats with legrest, all reserved.
Radio and recorded music throughout train. Courier Nurse
Service.

Ask about the
One-price Ticket

No more ticket for this and ticket for that—
pay for this and pay for that—when you use
Santa Fe's One-Price Ticket.

It covers all your important travel costs
while aboard Santa Fe trains, including rail
transportation, chair or sleeping car accom-
modations, meals, even a pillow.

Now you can know in advance
how little your Santa Fe trip will
cost. Just ask about the One-Price
Ticket plan for individual and
family travel.



Westbound Condensed Transcontinental Passenger Schedules										
Miles	Table 1	No. 23		No. 1		No. 17		No. 17		
		Daily Example		San Francisco Chief Daily Example		Super Chief Extra Fare Daily Example		El Capitan Extra Fare Daily Example		
0	Chicago, Ill. (C.S.T.)	Lv	9.00AM	Sun.	10.00AM	Sun.	6.30PM	Sun.	6.30PM	Sun.
38	Joliet	Lv	9.55AM	"	10.50AM	"	7.20PM	"	7.20PM	"
58	Coal City	Lv	"	"	"	"	"	"	"	"
90	Streator	Lv	10.45AM	"	11.35AM	"	8.05PM	"	8.05PM	"
130	Chillicothe	Lv	11.25AM	"	12.10PM	"	8.40PM	"	8.40PM	"
177	Galesburg, Ill.	Lv	12.15PM	"	12.55PM	"	9.25PM	"	9.25PM	"
232	Ft. Madison, Iowa	Lv	1.25PM	"	2.00PM	"	10.30PM	"	10.30PM	"
311	La Plata, Mo.	Lv	2.58PM	"	3.12PM	"	"	"	"	"
346	Marceline	Lv	3.35PM	"	3.50PM	"	"	"	"	"
385	Carrollton	Lv	4.17PM	"	4.25PM	"	"	"	"	"
449	Kansas City, Mo.	Ar	5.40PM	Sun.	5.50PM	Sun.	1.55AM	Mon.	1.55AM	Mon.
For complete schedule Kansas City-Tulsa, see Table 3, page 7.										
705	Tulsa, Okla.	Ar	A11.00PM	Sun.	A11.00PM	Sun.	"	"	"	"
449	Kansas City, Mo.	Lv	6.00PM	Sun.	6.20PM	Sun.	2.05AM	Mon.	2.05AM	Mon.
489	Lawrence, Kan.	Lv	6.40PM	"	7.00PM	"	"	"	"	"
515	Topeka	Lv	7.15PM	"	7.35PM	"	"	"	"	"
550	Osage City	Lv	7.50PM	"	8.50PM	"	3.55AM	Mon.	3.55AM	Mon.
577	Emporia	Lv	8.30PM	"	9.50PM	"	5.00AM	Mon.	5.00AM	Mon.
650	Newton	Lv	9.40PM	Sun.	10.05PM	"	5.05AM	Mon.	5.05AM	Mon.
677	Newton	Lv	9.45PM	"	11.00PM	"	"	"	"	"
711	Wellington, Kan.	Ar	"	"	11.45PM	Sun.	"	"	"	"
1023	Amarillo, Tex.	Ar	"	"	5.30AM	Mon.	"	"	"	"
1126	Clovis, N.M.	Ar	"	"	7.45AM	Mon.	"	"	"	"
For complete schedule Hutchinson-Kinsley (C.S.T.)										
668	Hutchinson, Kan.	Lv	11.30PM	Sun.	"	"	5.35AM	Mon.	5.35AM	Mon.
767	Kinsley (C.S.T.)	Lv	11.58PM	Sun.	"	"	6.18AM	"	6.18AM	"
788	Dodge City (M.S.T.)	Lv	12.10AM	Mon.	"	"	7.00AM	"	7.00AM	"
838	Garden City	Lv	1.05AM	"	"	"	"	"	"	"
860	Lakin	Ar	1.28AM	"	"	"	8.16AM	"	8.16AM	"
889	Syracuse, Kan.	Ar	1.59AM	"	"	"	"	"	"	"
938	Lamar, Colo.	Ar	2.46AM	"	"	"	"	"	"	"
971	Las Animas	Ar	3.16AM	"	"	"	"	"	"	"
990	La Junta, Colo.	Ar	3.45AM	Mon.	"	"	9.00AM	Mon.	9.00AM	Mon.
For complete schedule La Junta-Denver, see Table 12, page 10.										
1172	Denver	Ar	8.40AM	Mon.	"	"	2.15PM	Mon.	2.15PM	Mon.
1172	Denver	Lv	10.30PM	"	"	"	"	"	"	"
990	La Junta	Lv	4.00AM	"	"	"	9.20AM	"	9.20AM	"
1072	Trinidad, Colo.	Lv	5.18AM	"	"	"	10.37AM	"	10.37AM	"
1094	Raton, N. M.	Lv	6.18AM	"	"	"	11.46AM	"	11.46AM	"
1204	Las Vegas	Lv	8.08AM	"	"	"	1.50PM	"	1.50PM	"
1233	Ribera	Lv	8.52AM	"	"	"	"	"	"	"
1249	Rowe	Lv	9.15AM	"	"	"	"	"	"	"
1268	Lamy	Ar	9.50AM	Mon.	"	"	3.40PM	Mon.	3.40PM	Mon.
1286	Santa Fe, N. M.	Lv	"	"	"	"	"	"	"	"
1268	Lamy	Lv	9.50AM	Mon.	"	"	3.40PM	Mon.	3.40PM	Mon.
1319	Bernalillo	Lv	10.37AM	"	"	"	"	"	"	"
1335	Albuquerque	Ar	11.00AM	"	"	"	5.00PM	"	5.00PM	"
1335	Albuquerque	Lv	11.10AM	Mon.	"	"	5.10PM	Mon.	5.10PM	Mon.
1367	Belen	Ar	"	"	11.40AM	Mon.	"	"	"	"
1367	Belen	Lv	"	"	11.59AM	Mon.	"	"	"	"
1406	Laguna	Lv	12.24PM	Mon.	"	"	"	"	"	"
1434	Grants	Lv	12.54PM	"	"	"	"	"	"	"
1496	Gallup, N. M.	Lv	2.05PM	"	"	"	7.38PM	Mon.	7.38PM	Mon.
1590	Holbrook, Ariz.	Lv	3.23PM	"	"	"	"	"	"	"
1623	Winslow	Lv	4.35PM	"	"	"	9.35PM	"	9.35PM	"
1682	Flagstaff	Ar	5.45PM	Mon.	"	"	10.45PM	Mon.	10.45PM	Mon.
For complete schedules Flagstaff-Grand Canyon and Flagstaff-Phoenix, see Table 6, page 8.										
1755	Grand Canyon	Ar	10.00AM	Tues.	10.00AM	Tues.	10.00AM	Tues.	10.00AM	Tues.
1788	Phoenix	Ar	11.30PM	Mon.	8.40PM	Mon.	4.05AM	Tues.	4.05AM	Tues.
1788	Grand Canyon	Lv	10.45AM	Tues.	10.45AM	Tues.	7.00PM	Mon.	7.00PM	Mon.
1788	Phoenix	Lv	10.25AM	Mon.	10.25AM	Mon.	7.00PM	Mon.	7.00PM	Mon.
1682	Flagstaff	Lv	5.45PM	Mon.	f 5.35PM	Mon.	10.45PM	Mon.	10.45PM	Mon.
1765	Seligman	Lv	7.30PM	"	f 7.20PM	"	12.32AM	Tues.	1.58AM	"
1853	Kingman, Ariz. (M.S.T.)	Ar	8.58PM	"	f 8.47PM	"	1.58AM	"	1.58AM	"
1914	Needles, Cal. (P.S.T.)	Ar	9.05PM	"	f 8.55PM	"	2.05AM	"	2.05AM	"
2081	Barstow	Ar	11.40PM	Mon.	11.35PM	Mon.	5.00AM	Tues.	5.00AM	Tues.
For complete schedule Barstow-San Francisco, see Table 7, page 9.										
0	Barstow	Lv	"	"	11.55PM	Mon.	"	"	"	"
138	Bakersfield	Lv	"	"	3.40AM	Tues.	"	"	"	"
249	Fresno	Lv	"	"	5.45AM	"	"	"	"	"
440	Richmond	Ar	"	"	10.00AM	"	"	"	"	"
440	Richmond	Lv	"	"	10.05AM	"	"	"	"	"
448	Berkeley	Ar	"	"	10.30AM	"	"	"	"	"
451	Oakland	Ar	"	"	10.45AM	"	"	"	"	"
460	San Francisco	Ar	"	"	10.45AM	Tues.	"	"	"	"
2081	Barstow	Lv	1.00AM	Tues.	"	"	5.10AM	Tues.	5.10AM	Tues.
2163	San Bernardino	Ar	3.20AM	"	"	"	7.00AM	"	7.00AM	"
2188	Pomona	Ar	4.20AM	"	"	"	7.40AM	"	7.40AM	"
2213	Pasadena	Ar	5.20AM	"	"	"	8.25AM	"	8.25AM	"
2222	Los Angeles	Ar	6.00AM	Tues.	"	"	9.00AM	Tues.	9.00AM	Tues.
2222	Los Angeles	Lv	7.30AM	Tues.	"	"	11.00AM	Tues.	11.00AM	Tues.
For complete schedule Los Angeles-San Diego, see Table 6, page 8.										
2349	San Diego (P.S.T.)	Ar	10.25AM	Tues.	"	"	1.55PM	Tues.	1.55PM	Tues.

Eastbound Condensed Transcontinental Passenger Schedules										
Miles	Table 2	No. 24		No. 2		No. 18		No. 18		
		Daily Example		San Francisco Chief Daily Example		Super Chief Extra Fare Daily Example		El Capitan Extra Fare Daily Example		
0	San Diego, Cal. (P.S.T.)	Lv	4.00PM	Sun.	"	"	4.00PM	Sun.	4.00PM	Sun.
For complete schedule San Diego-Los Angeles, see Table 5, page 8.										
127	Los Angeles	Ar	6.55PM	Sun.	"	"	6.55PM	Sun.	6.55PM	Sun.
0	Los Angeles	Lv	9.00PM	Sun.	"	"	7.30PM	Sun.	7.30PM	Sun.
9	Pasadena	Lv	"	"	"	"	8.00PM	"	8.00PM	"
34	Pomona	Lv	10.20PM	"	"	"	8.39PM	"	8.39PM	"
59	San Bernardino	Lv	11.10PM	Sun.	"	"	9.12PM	"	9.12PM	"
142	Barstow	Ar	1.10AM	Mon.	"	"	11.10PM	Sun.	11.10PM	Sun.
For complete schedule San Francisco-Barstow, see Table 7, page 9.										
0	San Francisco	Lv	"	"	3.45PM	Sun.	"	"	"	"
9	Oakland	Lv	"	"	3.45PM	"	"	"	"	"
12	Berkeley	Lv	"	"	4.00PM	"	"	"	"	"
20	Richmond	Ar	"	"	4.25PM	"	"	"	"	"
20	Richmond	Lv	"	"	4.30PM	"	"	"	"	"
211	Fresno	Lv	"	"	8.05PM	"	"	"	"	"
322	Bakersfield	Lv	"	"	10.05PM	Sun.	"	"	"	"
460	Barstow	Ar	"	"	1.30AM	Mon.	"	"	"	"
142	Barstow	Lv	2.00AM	Mon.	"	"	1.45AM	Mon.	1.45AM	Mon.
307	Needles Cal. (P.S.T.)	Lv	5.10AM	"	"	"	2.00AM	Mon.	2.00AM	Mon.
368	Kingman, Ariz. (M.S.T.)	Lv	7.40AM	"	"	"	f 6.31AM	"	f 6.31AM	"
457	Seligman	Lv	9.25AM	"	"	"	7.33AM	Mon.	7.33AM	Mon.
541	Flagstaff	Ar	11.15AM	Mon.	"	"	f 9.55AM	Mon.	f 9.55AM	Mon.
For complete schedules Flagstaff-Grand Canyon and Flagstaff-Phoenix, see Table 6, page 8.										
647	Phoenix	Ar	8.40PM	Mon.	"	"	3.05PM	Mon.	3.05PM	Mon.
614	Grand Canyon	Ar	6.15PM	Mon.	"	"	11.30AM	Mon.	11.30AM	Mon.
614	Phoenix	Lv	8.10AM	Mon.	"	"	10.00AM	Mon.	10.00AM	Mon.
614	Grand Canyon	Lv	7.00PM	Sun.	"	"	7.00PM	Sun.	7.00PM	Sun.
541	Flagstaff	Lv	11.15AM	Mon.	"	"	f 9.55AM	Mon.	f 9.55AM	Mon.
599	Winslow	Lv	12.30PM	"	"	"	11.25AM	"	11.25AM	"
632	Holbrook, Ariz.	Lv	1.00PM	"	"	"	8.50AM	"	8.50AM	"
726	Gallup, N. M.	Lv	2.20PM	"	"	"	10.37AM	Mon.	10.37AM	Mon.
788	Grants	Lv	3.20PM	"	"	"	"	"	"	"
816	Laguna	Lv	f 3.45PM	Mon.	"	"	"	"	"	"
871	Belen	Ar	"	"	"	"	3.45PM	Mon.	3.45PM	Mon.
871	Belen	Lv	"	"	"	"	"	"	"	"
887	Albuquerque	Ar	5.00PM	Mon.	"	"	1.10PM	Mon.	1.10PM	Mon.
887	Albuquerque	Lv	5.10PM	"	"	"	1.20PM	"	1.20PM	"
903	Bernalillo	Ar	5.30PM	Mon.	"	"	"	"	"	"
954	Lamy	Ar	6.25PM	Mon.	"	"	2.25PM	Mon.	2.25PM	Mon.
972	Santa Fe, N. M.	Lv	"							

Chicago, Kansas, Oklahoma and Texas

Read down			Read up		
No. 23 Daily	No. 15 Daily	Miles	Table 3		
AM 9.00	PM 5.20	0	Lv. Chicago, Ill. (C.S.T.)	Ar	PM 9.00
9.55	6.10	38	Lv. Joliet	Lv	9.15
	6.28	58	Lv. Coal City	Lv	8.04
10.45	6.55	90	Lv. Streator	Lv	7.40
11.25	7.30	130	Lv. Chillicothe	Lv	7.20
12.15	8.15	177	Lv. Galesburg, Ill.	Lv	6.20
1.25	9.20	232	Lv. Ft. Madison, Iowa	Lv	5.25
2.58	10.30	311	Lv. La Plata, Mo.	Lv	5.55
3.35	11.05	346	Lv. Marceline	Lv	4.25
4.17		385	Lv. Carrollton	Lv	3.49
5.40	12.50	449	Lv. Kansas City, Mo.	Lv	2.20
			Ar. Kansas City, Mo.	Ar	1.44
					1.35

Chicago and California via Wichita, Amarillo and Belen

Read down			Read up		
No. 1 Daily	Miles	Table 4			No. 2 Daily
AM 10.00	0	Lv. Chicago, Ill. (C.S.T.)	Ar	PM 8.00	
6.20	449	Lv. Kansas City, Mo.	Ar	11.45	
10.50	677	Lv. Wichita, Kan.	Ar	7.05	
11.45	711	Lv. Wellington	Lv	6.10	
12.22	746	Lv. Harper	Lv	5.31	
12.34	758	Lv. Attica	Lv	5.17	
12.57	779	Lv. Kiowa, Kan.	Lv	4.56	
1.20	797	Lv. Alva, Okla.	Lv	4.35	
1.45	818	Lv. Waynoka	Lv	4.10	
2.19	842	Lv. Mooreland	Lv	3.34	
2.32	853	Lv. Woodward	Lv	3.24	
2.48	868	Lv. Fargo	Lv	3.05	
2.57	877	Lv. Gage	Lv	2.57	
3.08	884	Lv. Shattuck, Okla.	Lv	2.50	
3.24	898	Lv. Higgins, Tex.	Lv	2.33	
3.52	925	Lv. Canadian	Lv	2.06	
4.13	947	Lv. Miami	Lv	1.42	
4.35	969	Lv. Pampa	Lv	1.22	
4.49	983	Lv. White Deer	Lv	1.05	
5.01	996	Lv. Panhandle	Lv	12.53	
5.30	1023	Lv. Amarillo	Lv	12.25	
6.10	1040	Lv. Canyon	Lv	11.43	
6.22	1050	Lv. Umbarger	Lv	11.33	
6.43	1069	Lv. Hereford	Lv	11.15	
6.59	1084	Lv. Black	Lv	10.57	
7.06	1092	Lv. Friona	Lv	10.51	
7.17	1104	Lv. Bovina, Tex.	Lv	10.39	
7.45	1126	Lv. Clovis, N.M. (C.S.T.)	Lv	10.15	
7.25	1151	Lv. Melrose (M.S.T.)	Lv	8.18	
8.01	1187	Lv. Ft. Sumner	Lv	7.40	
9.20	1257	Lv. Vaughn	Ar	6.20	
10.35	1325	Lv. Mountainair	Lv	5.01	
11.59	1367	Lv. Belen, N.M.	Lv	4.05	

Barstow and San Francisco

Read down			Read up		
No. 1 Daily	Miles	Table 7			No. 2 Daily
AM 10.00	0	Lv. Chicago, Ill. (C.S.T.)	Ar	PM 8.00	
6.20	449	Lv. Kansas City, Mo.	Ar	11.45	
11.35	2097	Lv. Barstow, Cal. (P.S.T.)	Lv	1.45	
11.55	2097	Lv. Barstow	Ar	1.30	
f 1.10	2166	Lv. Mojave	Lv	12.15	
3.30	2235	Lv. Bakersfield	Lv	10.05	
f 4.05	2253	Lv. Shafter	Lv	9.33	
f 4.15	2261	Lv. Wasco	Lv	9.25	
4.45	2299	Lv. Corcoran	Lv	8.56	
5.10	2316	Lv. Hanford	Lv	8.40	
5.45	2346	Lv. Fresno	Lv	8.05	
6.50	2404	Lv. Merced	Lv	7.05	
7.20	2437	Lv. Empire	Lv	6.30	
f 7.27	2443	Lv. Riverbank	Lv	6.24	
8.00	2469	Lv. Stockton	Lv	6.00	
f 8.45	2503	Lv. Pittsburg	Lv	5.16	
f 9.35	2529	Lv. Pinole	Lv		
10.00	2537	Lv. Richmond	Lv	4.30	
10.05	2537	Lv. Richmond	Lv	4.25	
10.45	2557	Lv. San Francisco, Cal.	Lv	3.45	

Gainesville and Ft. Worth to Denton, Dallas

Read down			Read up		
No. 15 Daily	Miles	Table 11			No. 16 Daily
PM 5.20	0	Lv. Chicago, Ill. (C.S.T.)	Ar	AM 9.15	
1.10	449	Lv. Kansas City, Mo.	Ar	1.10	
11.58	988	Lv. Gainesville, Tex.	Lv	2.30	
12.20	988	Lv. Gainesville, Tex.	Ar	2.05	
1.10	1018	Lv. Denton	Lv	1.30	
2.10	1073	Lv. Dallas	Lv	12.33	

La Junta and Denver

Read down			Read up				
No. 23 Daily	No. 17 Daily	Miles	Table 12			No. 18 Daily	No. 24 Daily
AM 9.00	PM 6.30	0	Lv. Chicago, Ill. (C.S.T.)	Ar	PM 1.30	PM 9.00	
6.00	2.05	449	Lv. Kansas City, Mo.	Ar	5.35	12.15	
3.45	9.00	990	Lv. La Junta, Colo. (M.S.T.)	Lv	8.25	1.00	

Clovis and Vaughn—Carlsbad

Read down			Read up				
No. 1 Daily	No. 1 Daily	Miles	Table 8			No. 2 Daily	No. 2 Daily
AM 10.00	AM 10.00	0	Lv. Chicago, Ill. (C.S.T.)	Ar	PM 8.00	PM 8.00	
6.20	6.20	449	Lv. Kansas City, Mo.	Ar	11.45	11.45	
6.45	6.45	1126	Lv. Clovis, N.M. (M.S.T.)	Lv	9.15	9.15	

Chicago, Los Angeles and San Diego

Read down			Read up				
No. 17 Daily	No. 23 Daily	Miles	Table 5			No. 24 Daily	No. 18 Daily
PM 6.30	AM 9.00	0	Lv. Chicago, Ill. (C.S.T.)	Ar	PM 9.00	PM 1.30	
2.05	6.00	449	Lv. Kansas City, Mo.	Ar	12.15	5.35	
9.00	6.00	2222	Lv. Los Angeles, Cal. (P.S.T.)	Lv	9.00	7.30	

Amarillo and Lubbock

Read down			Read up		
No. 1 Daily	Miles	Table 9			No. 2 Daily
AM 10.00	0	Lv. Chicago, Ill. (C.S.T.)	Ar	PM 8.00	
6.20	449	Lv. Kansas City, Mo.	Ar	11.45	
5.30	1023	Lv. Amarillo, Tex.	Lv	12.25	
8.30	1023	Lv. Amarillo, Tex.	Ar	6.25	
9.00	1040	Lv. Canyon	Lv	6.00	
9.18	1058	Lv. Happy	Lv	5.40	
9.40	1073	Lv. Tulia	Lv	5.15	
9.52	1085	Lv. Kress	Lv	5.02	
10.07	1097	Lv. Plainview	Lv	4.45	
10.35	1110	Lv. Hale Center	Lv	4.20	
10.56	1127	Lv. Abernathy	Lv	4.00	
11.20	1144	Lv. Lubbock	Lv	3.30	

Albuquerque and El Paso

Read down			Read up					
No. 17 Daily	No. 1 Daily	No. 23 Daily	Miles	Table 10			No. 18 Daily	No. 2 Daily
PM 6.30	AM 10.00	AM 9.00	0	Lv. Chicago, Ill. (C.S.T.)	Ar	PM 1.30	PM 8.00	
2.05	6.20	6.00	449	Lv. Kansas City, Mo.	Ar	5.35	11.45	
5.00	11.00	1336	1336	Lv. Albuquerque, N.M. (M.S.T.)	Lv	1.20		
6.00	11.10	1336	1336	Lv. Albuquerque, N.M. (M.S.T.)	Ar	1.00		
7.00	11.40	1367	1367	Lv. Belen	Lv	12.10	4.05	
7.05	1.40	1367	1367	Lv. Belen	Ar	12.05	12.05	
8.10	2.40	1442	1442	Lv. Socorro	Lv	11.15	11.15	
11.15	6.05	1577	1577	Lv. Las Cruces	Lv	8.00	8.00	
12.10	7.00	1588	1588	Lv. El Paso, Tex.	Lv	7.00	7.00	

TEXAS CHIEF—Trains 15 and 16
Daily, Chicago—Kansas City—Oklahoma City—Ft. Worth—Houston

Big Dome Lounge Car... Chicago and Houston.
Chair Cars... Chicago—Houston.
Dining Car... Chicago—Houston.
Lounge Car... Chicago—Houston.
Sleeping Cars... Chicago—Houston.
Chicago—Ft. Worth.
Chicago—Topeka—May be occupied at Topeka (westbound) until 7:30 a.m. Ready (eastbound) at 9:30 p.m.
Roomettes, Bedrooms and Suites.

THE TULSAN—Trains 211 and 212
Daily, Kansas City—Tulsa

(See Note A)
Chair Car... Kansas City and Tulsa. Chair car on connecting train between Kansas City and Chicago.
Coffee-sandwich cart service Kansas City and Tulsa. Diner on connecting train between Kansas City and Chicago.

TRAINS 201-200 and 191-190
La Junta—Colorado Springs—Denver

(See Note A)
Chair Car... La Junta and Denver

Flagstaff—Grand Canyon and Phoenix

Read down			Read up						
No. 23 Daily	No. 1 Daily	No. 17 Daily	Miles	Table 6			No. 18 Daily	No. 2 Daily	No. 24 Daily
AM 9.00	AM 10.00	PM 6.30	0	Lv. Chicago, Ill. (C.S.T.)	Ar	PM 1.30	PM 8.00	PM 9.00	
6.00	6.20	2.05	449	Lv. Kansas City, Mo.	Ar	5.35	11.45	12.15	
5.45	5.35	10.45	1682	Lv. Flagstaff, Ariz. (M.S.T.)	Lv	7.33	9.55	11.15	
8.30	8.30	8.30	1682	Lv. Flagstaff	Ar	8.30	8.30	8.30	
10.00	10.00	10.00	1755	Lv. Grand Canyon	Lv	7.00	7.00	7.00	
10.45	10.45	7.00	0	Lv. Grand Canyon	Ar	10.00	11.30	6.15	
12.15	12.15	8.30	73	Lv. Flagstaff	Lv	8.30	10.00	4.45	
8.45	6.00	1.20	1682	Lv. Flagstaff	Ar			11.00	
11.30	8.40	4.05	1788	Lv. Phoenix	Lv			8.10	
10.25	10.25	7.00	0	Lv. Phoenix	Ar	1.30	3.05	3.05	
2.25	2.25	9.55	106	Lv. Flagstaff	Lv	9.15	12.25	12.25	
5.45	5.35	10.45	1682	Lv. Flagstaff	Ar	7.33	9.55	11.15	
6.00	6.00	9.00	2222	Lv. Los Angeles, Cal. (P.S.T.)	Lv	7.30	9.00	9.00	
10.45	10.45	2557	2557	Lv. San Francisco	Lv		3.45		

REFERENCE NOTES

- A. Trains marked with this reference in this time table are now subject to regulatory proceedings wherein Santa Fe seeks to discontinue their operations. Upon receipt of permission from these regulatory authorities trains will no longer operate. Please consult your nearest Santa Fe passenger agent or travel agency to assure yourself that these trains will be operating at the time of your trip.
- B. Train 23 stops at other points in Illinois to receive or discharge passengers for stations in Illinois and receive for Kansas City or Emporia.
- C. Train 23 stops at other points Emporia to Newton to receive passengers for points beyond Newton and discharge from Kansas City to Emporia.
- D. Train 23 stops at other stations Newton to Las Animas to receive passengers for La Junta and beyond or discharge from Newton and beyond.
- E. Train 23 flag stops at other stations in Missouri, in Kansas at Halstead, Stafford, St. John, Macks-ville and Cimarron; in Colorado at Thatcher; in New Mexico at Maxwell, Wagon Mound, Glorieta, Los Cerrillos and Domingo; and Victorville, California.
- G. Train No. 24 flag stops at all stations not shown between Kansas City and Chicago.
- H. Trains No. 1 and 2 flag stop at other stations Waynoka to Clovis.
- I. Train No. 24 stops at any station La Junta to Hutchinson to receive passengers for Newton and beyond and discharge from La Junta and beyond.
- J. Train No. 24 stops at other points Newton to Emporia to receive passengers for points between Newton and Emporia, Kansas City and beyond and to discharge from points west of Emporia.
- ① Stops to receive passengers for scheduled stops Albuquerque and beyond.
- ② Stops to receive passengers for Lamy, New Mexico or scheduled stops beyond.
- ③ Stops to receive passengers for Tulsa, Woodward and beyond.
- ④ Stops to discharge passengers from Chicago and beyond and to receive passengers for Kansas City and beyond.
- ⑤ Stops to receive passengers for Newton and beyond and to discharge passengers from Kansas City and beyond.
- ⑥ Stops to receive passengers for San Bernardino and beyond and to discharge passengers from Albuquerque and beyond.
- ⑦ Stops to receive passengers for San Bernardino and beyond, and discharge passengers from Newton and beyond.
- ⑧ Stops to receive passengers for beyond Albuquerque and to discharge passengers from Las Vegas, New Mexico and beyond.
- ⑨ Stops to discharge passengers from Belen and beyond.
- ⑩ Stops to receive passengers for Amarillo and beyond and to discharge passengers from Kansas City and beyond.
- ⑪ Stops to receive passengers for Clovis and beyond and to discharge from beyond Amarillo.
- ⑫ Stops to receive passengers for Belen and beyond and to discharge passengers from beyond Clovis.

- ① Stops to discharge passengers from Kansas City and beyond and south of Newton and receive passengers for Albuquerque and beyond.
- ② Stops to discharge passengers for Oklahoma City and beyond and receive passengers for Fort Worth and beyond.
- ③ Stops to receive passengers for Newton and beyond and discharge passengers from San Bernardino and beyond.
- ④ Stops to receive passengers for Albuquerque and beyond and discharge passengers from San Bernardino and beyond.
- ⑤ Stops to receive passengers for Kansas City and beyond and discharge passengers from Albuquerque and beyond.
- ⑥ Stops to discharge passengers from Kansas City and beyond and to receive passengers for Chicago and beyond.
- ⑦ Through cars switch to Train No. 2 at Barstow.
- ⑧ Stops to receive passengers for Clovis and beyond.
- ⑨ Stops to receive passengers for Clovis and beyond and to discharge from Belen and beyond.
- ⑩ Stops to receive passengers for Amarillo and to discharge from Clovis and beyond.
- ⑪ Stops to receive passengers for Wichita and beyond or to discharge passengers from Chicago.
- ⑫ Stops to discharge passengers from Kansas City and beyond or to receive passengers for Albuquerque and beyond.
- ⑬ Stop to receive passengers for Kansas City and beyond or to discharge from Amarillo or beyond.
- ⑭ Stops to receive passengers for La Plata and beyond and to discharge passengers from Kansas City and beyond.
- ⑮ Stops to discharge passengers from Woodward, Oklahoma and beyond.
- ⑯ Stops to discharge passengers from Oklahoma City and beyond and to receive for Houston.
- ⑰ Stops to discharge passengers from Houston and to receive for Oklahoma City and beyond.
- ⑱ Taxi service is available on "will call" basis that must be arranged by train conductor or ticket agent at Santa Fe, N.M. Cost is \$2.00 per person in each direction.
- ⑲ Stops to receive passengers for Las Vegas and beyond and to discharge passengers from Albuquerque and beyond.
- ⑳ Stops to receive passengers for Las Vegas and beyond and to discharge passengers from beyond Albuquerque.
- ㉑ Stops to receive passengers for Albuquerque and beyond and to discharge passengers from Las Vegas and beyond.
- ㉒ Stops to receive passengers for Oceanside and beyond.
- ㉓ Stops to discharge passengers from Los Angeles.
- ㉔ Stops to discharge passengers from San Bernardino and beyond.
- ㉕ Stops to discharge passengers from Oceanside and beyond.
- ㉖ Stops to receive passengers for Los Angeles or to discharge passengers from Oceanside and beyond.
- ㉗ Stops to receive passengers for Los Angeles.
- ㉘ Stops to receive passengers for Kansas City and beyond and to discharge passengers from Newton and beyond.
- ㉙ Stops to receive passengers for north of Barstow and to discharge from Clovis and beyond.
- ㉚ Stops to receive passengers for Clovis and beyond and to discharge from north of Barstow.
- ㉛ Stops to receive passengers for Albuquerque and beyond.
- ㉜ Stops to discharge passengers from Albuquerque and beyond.
- ㉝ Through cars switch to Train No. 23 at Barstow.
- ㉞ See note below for Richmond-San Francisco Motor Coach service.
- ㉟ Stops to discharge revenue passengers.
- f Flag stop to receive or discharge paying passengers.
- All times shown are Advanced Standard time except for Arizona. See Uniform Time Act note below.
- ⊠ Motor Coach service. Separate tickets necessary Flagstaff-Grand Canyon. These may be obtained at time of rail ticket purchase at an additional cost.
- ⊡ Motor Coach. Rail tickets honored.

C.S.T. Central Standard Time. M.S.T. Mountain Standard Time. P.S.T. Pacific Standard Time.

Uniform Time Act Arrangements

Through October 27 all times shown are Advanced Standard time as defined in the Uniform Time Act of 1966. Times shown for Arizona points are one hour earlier than the local time observed in that state during the same period.

ARIZONA TIME: From April 27 to October 26, 1969, train times shown for Arizona points are one hour earlier than local time; i.e. Train No. 17, Super Chief, shown as leaving Winslow 9:35 p.m., will actually leave at 8:35 p.m., Arizona local time.

San Francisco Bay Area Service

Santa Fe passenger trains serving San Francisco Bay area operate into and out of Richmond Station with passengers making transite motor coach connections for the Santa Fe Passenger Terminal (Forty-four Fourth Street just off Market), San Francisco. Stop is made at Berkeley Station (University Avenue and West Street) and Oakland (2040 Telegraph Avenue).

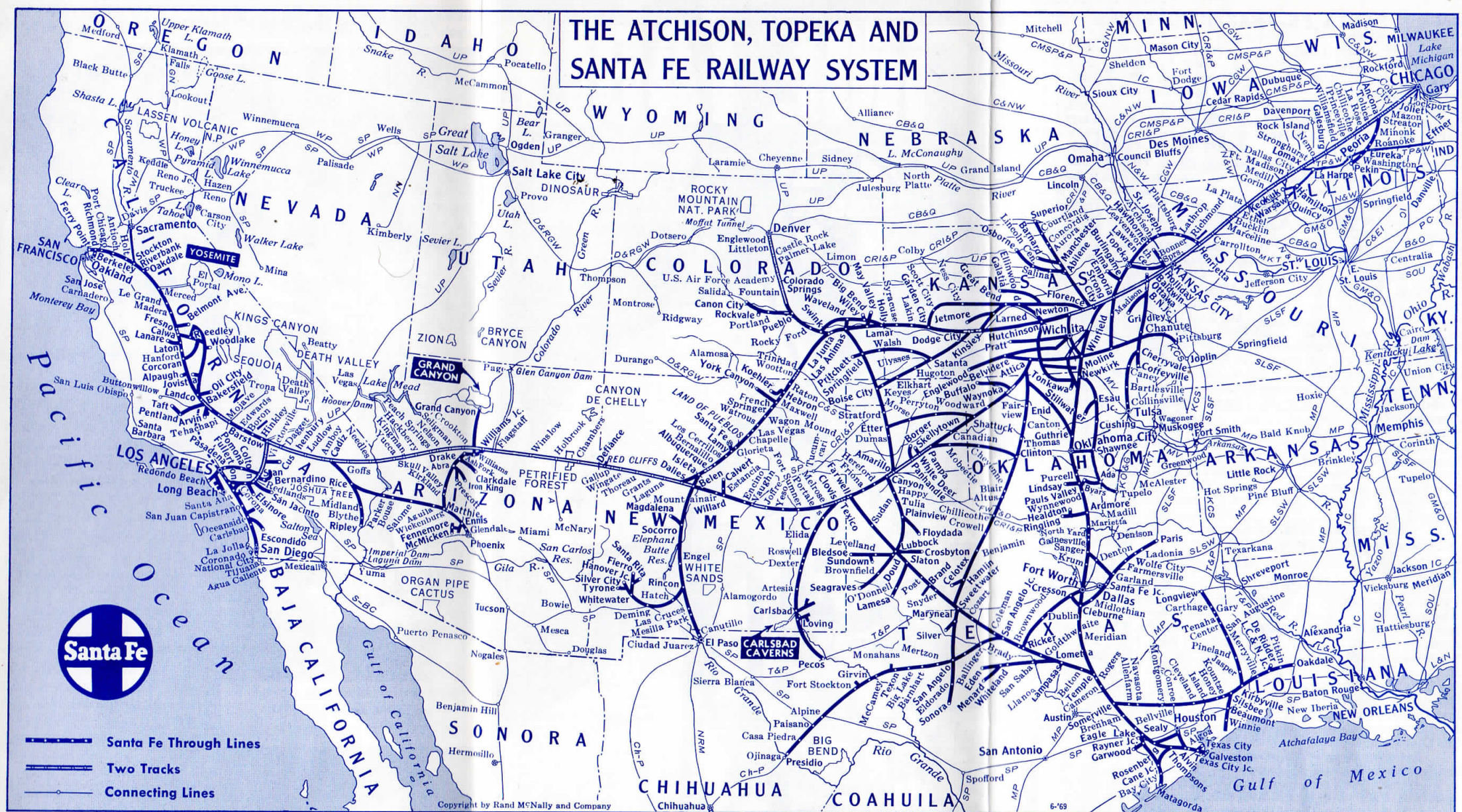
Special Ticket Conditions Super Chief and El Capitan

For Super Chief and El Capitan, Trains 17 & 18. "Special Tickets" will not be honored; this includes Special Rate, Charity, Clergy, D.V.S., V.A.H., Blind and Attendant, Employee, Drover, Caretaker, Livestock and Poultry Attendant and Banana Messenger tickets. Show Script will not be honored.

Attendant and Transfer Service at Chicago

A uniformed agent of the Railroad Transfer Service, Inc. will arrange for transfer of passengers and baggage to other stations or for the handling of baggage from Dearborn Station to any city address. Taxicab service available.

Passengers and their hand baggage will be transferred by Railroad Transfer Service to other depots upon surrender of transfer coupon from their through ticket. Transfer and Storage of Hand Baggage between Trains: Passengers holding tickets through Chicago including Railroad Transfer Service coupon, and having more than three hours between trains may deliver their hand baggage to the Railroad Transfer Service Desk at incoming depots at cost of 50¢ per piece transfer charge and receive claim check for reclaiming baggage at parcel room (24 hours storage) of outgoing depots. The Railroad Transfer Service coupon—included as part of your through ticket—also provides transfer in Railroad Transfer Service vehicles from your incoming depot to outgoing depot.



MISCELLANEOUS INFORMATION

Santa Fe time tables are as accurate as experience and great care can make them, but the Atchison, Topeka and Santa Fe Railway Company is not responsible for errors in time tables, nor for the inconvenience or damage resulting from delayed trains, or failure to make connections, or shortage of equipment. Schedules and equipment shown are subject to change without notice.

BUY TICKETS before boarding trains.

CHILDREN under 5 years of age, when accompanied by parent or guardian, will be carried free. Children 5 years and under 12 years, one-half fare. Children 12 years of age or over, full fare. Children of any age occupying exclusively a reserved seat will be charged full adult extra fare on El Capitan, Trains 17 and 18, and full adult seat charge on the San Francisco Chief, Trains 1 & 2 (including Chicago-Los Angeles cars).

FAMILY FARES are in effect daily between all points on the Santa Fe, and offer substantial savings for family groups. Fares apply for first class or coach tickets: one-way or round trip.

ADJUSTMENT OF FARES. In case fare is contested, pay the fare required, take receipt and communicate with the Passenger Traffic Manager, Topeka, Kansas.

REDEMPTION OF TICKETS. Tickets unused, or partly used, will be redeemed under tariff regulations at proper value.

STOPOVERS are allowed at all stops en route within limit of ticket. Passengers must notify conductor before arrival at stopover point if stopover is desired.

BAGGAGE INSURANCE. Insurance covering full value of passengers' baggage and personal effects for entire trip away from home is sold at principal offices.

BAGGAGE. Passengers should check all baggage except that needed en route. Check a day in advance if possible. Check only to stations shown in joint baggage circular. Checkable baggage is defined as personal effects but does not include liquids, jewelry, cameras, money, negotiable papers, fragile articles, typewriters, radios or foodstuffs. Household goods must not be included.

Baggage allowance is as follows: up to 150 pounds not to exceed \$100 valuation for each adult ticket and one-half of this allowance for each child's ticket. 300 pounds allowed on each Family Plan ticket but valuation must not exceed \$200. No single piece exceeding 300 pounds, or single shipment exceeding \$2500 will be checked. No carton exceeding 50 pounds will be checked.

A service charge of 25¢ for each piece of hand baggage and 50¢ for each trunk and articles other than hand baggage will be made at time of checking.

Intrastate in California. Service charge will not apply. Limitations on valuation are as follows: trunk \$100, valise, suitcase or traveling bag \$50, and box, bundle or package \$10.

Value in excess of allowance may be declared and will be charged for at rate of 30 cents for each additional \$100; California intrastate 20 cents.

Delivery service may be arranged with Special Delivery checks in principal cities direct to steamship piers, hotels and business or private addresses, on C.O.D. basis.

HAND BAGGAGE. Hand baggage in chair or sleeping cars should be of size, weight and shape that can be easily and safely accommodated in baggage rack or luggage compartment. Golf Bags, Skis, Fishing Rods and other unwieldy items must be checked for movement in baggage car.

RED CAP BAGGAGE. Luggage accepted by Red Cap Porters for handling to sleeping or chair cars must be claimed on train at time of departure. This service does not include delivery at destination.

DOGS, CATS and SMALL HOUSEHOLD PETS will be handled in baggage car (in crates) subject to tariff regulations and charges.

Passengers occupying private rooms including roomettes in sleeping cars may take not exceeding two animals in any one room PROVIDED they are carried in and out of car in baskets or other containers; however, dogs may be on leash and muzzled in lieu of in container. The carrying of dogs, cats, etc. in chair cars or coaches is prohibited.

LOST ARTICLES. Inquiry for lost articles should be directed to Manager—Baggage Services at Topeka, Kansas, or Manager—Baggage, Los Angeles, California.

INVALIDS or DISABLED PERSONS will not be permitted to occupy wheel or invalid chairs, or cots or stretchers while traveling in chair car, sleeping car, or baggage car. Such conveyances may be used to assist in taking invalid or disabled persons into and out of train, if such passengers will occupy regular accommodations and are accompanied by attendant holding transportation who will take care of them en route, also entering and leaving the train. Wheel chair, cot or stretcher will be handled in baggage car and included in weight and value of passengers' baggage allowance.

WHEEL CHAIRS AVAILABLE AT MAJOR STATIONS. Ask Santa Fe personnel on duty for assistance with this service.

FREE SELF SERVICE BAGGAGE CARTS available at many Santa Fe Stations. Consult agent. The carriers are not responsible for unchecked articles carried in passenger cars or left in stations.