

SOUTHERN PACIFIC COMPANY



SACRAMENTO DIVISION TIMETABLE 179

EFFECTIVE SUNDAY, APRIL 29, 1951
AT 12:01 A. M.
PACIFIC STANDARD TIME

FOR THE GOVERNMENT AND INFORMATION
OF EMPLOYEES ONLY, WHO MUST ALSO
CARRY COPY OF CURRENT ISSUE
OF SPECIAL INSTRUCTIONS

R. E. HALLAWELL,
General Manager.

E. D. MOODY,
H. R. HUGHES,
Assistant General Managers.

C. H. GRANT,
General Superintendent of Transportation.

V. E. ANDERSON,
Superintendent of Transportation.

M. L. JENNINGS,
Superintendent.

TERMINAL SUPERINTENDENT

T. E. BILLINGSLEY.....Roseville

TRAINMASTERS

R. B. GIBSON.....Sacramento
Z. T. ADAMS.....Sacramento
E. C. WATSON.....Roseville
F. M. DUFFY.....Roseville

ASSISTANT TRAINMASTERS

D. R. ANDERSON.....Truckee
R. S. BUNTING.....Sacramento

ROAD FOREMEN OF ENGINES

W. M. BRENNAN.....Roseville
F. A. DENNEY, JR.....Roseville

ASST. ROAD FOREMEN OF ENGINES

H. E. PECK.....Sacramento
D. J. GAUTIER.....Roseville
W. L. HARJES.....Roseville
F. R. WOOLVERTON.....Roseville
W. E. SANFORD.....Roseville
C. R. CARROLL.....Roseville

CHIEF TRAIN DISPATCHER

R. R. MILES.....Sacramento

R. A. MILLER

Assistant Superintendent, Sacramento

HOSPITAL DEPARTMENT SURGEONS

LOCATION	NAME	TITLE
San Francisco.....	Dr. W. W. Washburn.....	Chief Surgeon
Sacramento.....	Dr. W. W. Cress.....	Division Surgeon
Sacramento.....	Dr. A. F. Wallace.....	Division Surgeon
Sacramento.....	Dr. Manuel L. Azevedo.....	District Physician and Surgeon
Sacramento.....	Dr. W. N. Becker.....	District Physician and Surgeon
Sacramento.....	Dr. R. P. Jones.....	District Physician and Surgeon
Sacramento.....	Dr. J. Roy Jones.....	Oculist and Aurist
Roseville.....	Dr. L. E. Jones.....	District Physician and Surgeon
Roseville.....	Dr. J. F. McAnnally.....	Asst. Dist. Physician and Surgeon
Loomis.....	Dr. P. D. Barnes.....	District Physician and Surgeon
Newcastle.....	Dr. L. B. Barnes.....	District Physician and Surgeon
Auburn.....	Dr. H. L. Dixon.....	District Physician and Surgeon
Auburn.....	Dr. J. A. Russell.....	Consulting Physician and Surgeon
Colfax.....	Dr. F. Lynn Smith.....	District Physician and Surgeon
Colfax.....	Dr. I. R. Kilgore.....	Asst. Dist. Physician and Surgeon
Dutch Flat.....	Dr. W. B. Hardie.....	District Physician and Surgeon
Truckee.....	Dr. J. H. Bernard.....	District Physician and Surgeon
Truckee.....	Dr. L. D. Nelson.....	District Physician and Surgeon
Reno.....	Dr. Rodney E. Wyman.....	Division Surgeon
Reno.....	Dr. Leo Corvino.....	District Physician and Surgeon
Reno.....	Dr. George A. Magee.....	Oculist
Reno.....	Dr. J. C. Elia.....	Aurist
Reno.....	Dr. Clyde Bibb.....	Emergency Oculist and Aurist
Sparks.....	Dr. Elwood Reno.....	Asst. Dist. Physician and Surgeon
Lincoln.....	Dr. N. A. Dubin.....	District Physician and Surgeon
Wheatland.....	Dr. F. W. Didier.....	District Physician and Surgeon
Marysville.....	Dr. P. B. Hoffman.....	District Physician and Surgeon
Marysville.....	Dr. John A. Duncan.....	Asst. Dist. Physician and Surgeon
Marysville.....	Dr. R. A. Montano.....	Oculist and Aurist
Marysville.....	Dr. G. S. Delamere.....	Asst. Dist. Physician and Surgeon
Live Oak.....	Dr. I. W. Higgins.....	District Physician and Surgeon
Gridley.....	Dr. Sherwood Lawrence.....	District Physician and Surgeon
Biggs.....	Dr. A. R. M. Sears.....	District Physician and Surgeon
Chico.....	Dr. N. T. Enloe.....	District Physician and Surgeon
Los Molinos.....	Dr. C. T. Greenlaw.....	District Physician and Surgeon
Gerber.....	Dr. R. G. Frey.....	District Physician and Surgeon
Davis.....	Dr. Leo A. Cronan.....	Emergency Surgeon
Davis.....	Dr. C. L. McKinney.....	Emergency Surgeon
Davis.....	Dr. T. Y. Cooper.....	Emergency Surgeon
Woodland.....	Dr. O. C. Railsback.....	District Physician and Surgeon
Arbuckle.....	Dr. H. S. Powis.....	District Physician and Surgeon
Williams.....	Dr. Charles F. Keith.....	District Physician and Surgeon
Willows.....	Dr. Fred M. Lawson.....	District Physician and Surgeon
Orland.....	Dr. S. E. Coffey.....	District Physician and Surgeon
Corning.....	Dr. Gerald W. Ingle.....	District Physician and Surgeon
Colusa.....	Dr. John W. Scott.....	District Physician and Surgeon
Oroville.....	Dr. J. E. Patrick.....	Emergency Surgeon
Paradise.....	Drs. E.A. and K.W. Rheingans.....	Emergency Surgeons
Stirling City.....	Dr. G. W. Ingle.....	District Physician and Surgeon
Fair Oaks.....	Dr. G. M. Kennedy.....	Emergency Surgeon
Folsom.....	Dr. Kenneth E. Overholt.....	District Physician and Surgeon
Placerville.....	Dr. C. V. Soracco.....	District Physician and Surgeon
Yuba City.....	Dr. N. M. Loomis.....	District Physician and Surgeon
Yuba City.....	Dr. B. L. Miller.....	Asst. Dist. Physician and Surgeon
Walnut Grove.....	Dr. V. W. Pallesen.....	District Physician and Surgeon
Isleton.....	Dr. Godfrey Steinert.....	District Physician and Surgeon

Note.—Emergency Surgeons should only be summoned for temporary treatment when prompt attention is required and when patients cannot be sent to, or await arrival of, Division or District Surgeon.

HOSPITALS

GENERAL	SAN FRANCISCO
EMERGENCY	SACRAMENTO
EMERGENCY	ROSEVILLE
EMERGENCY	GERBER
EMERGENCY	SPARKS

WATCH INSPECTORS

San Francisco, C. D. Fabrin, Manager of Time Service, 65 Market St.	
Sacramento..... H. T. Harger, 1026 K St.	Willows..... Robt. E. Boyd
Roseville..... W. F. Sugden	Orland..... L. Schnell
Colfax..... H. O. Grenier	Oroville..... P. K. Schmidt
Sparks..... W. R. Adams & Son	Marysville..... John J. Fargo, 317 D St.
Placerville..... Wm. J. Randolph	Chico..... J. R. Dupen
Woodland..... O. D. Payne	

LOCATION OF STANDARD CLOCKS

Benali.....	Yard Office	Roseville.....	Depot Ticket Office
Chico.....	Train-order Office	Roseville.....	E. End Govt. Yard Office
Colfax.....	Train-order Office	Roseville.....	Roundhouse
Gerber.....	Train-order Office	Sacramento.....	Train-order Office
Gerber.....	Roundhouse	Sacramento.....	Dispatcher's Office
Binney Jct.....	Train-order Office	Sacramento.....	Train Crew Dispr. Office
Norden.....	Train-order Office	Sacramento, 12th St. Yard	Train-order Office
Sparks.....	Train-order Office	Sacramento.....	Crew Dispr. Roundhouse
Sparks.....	Chief Dispatcher's Office	Sacramento.....	Front St. Switch Shanty
Sparks.....	Trick Dispatcher's Office	Sacramento.....	Sixth St. Switch Shanty
Sparks.....	Crew Dispatcher's Roundhouse	Truckee.....	Train-order Office
Placerville.....	Train-order Office	Truckee.....	Roundhouse
Roseville.....	Yard Train-order Office	Willows.....	Train-order Office
Roseville.....	Antelope Yard Office	Woodland.....	Train-order Office

STATIONARY

Table with multiple columns and rows, containing faint text and numbers, possibly representing station data.

NOTE: This form is to be filled out by the stationer and the collector. The collector should fill in the number of calls and the amount of the bill.

WESTWARD

EASTWARD

Large table with multiple columns and rows, divided into Westward and Eastward sections, containing faint text and numbers.

Bottom section of the page containing additional faint text and numbers, possibly a summary or footer.

SACRAMENTO SUBDIVISION

EASTWARD

Capacity of sidings	SECOND CLASS	FIRST CLASS							Mile Post Location	Timetable No. 179 April 29, 1951	Distance from Sacramento		
	442		24	102	28	202	26	22					
	C. C. M.		Gold Coast	City of San Francisco	San Francisco Overland	Passenger	Passenger	Mail					
	Lv. Daily Ex. Sat. Sun. Mon.		Leave Daily	Leave Daily	Leave Daily	Leave Daily	Leave Daily	Leave Daily					
Sacramento yard	BKWOTIP	AM 12.45							89.0	Automatic Block System Double Track	TO-R SACRAMENTO	0.0	
	BKP								88.9		TO-R SACRAMENTO (12th St.)	0.9	
W 87	IYP								91.8		2.0 ELVAS	2.9	
	BKP		9.29	6.34	1.24	9.19	1.19	12.29	94.9		3.1 BENALI	6.0	
Roseville yard	BKP		9.36	6.40	1.31	9.27	1.27	12.36	102.8		7.9	TO-R ANTELOPE	13.9
	BKWOTYP	1.25 AM	s 9.44 PM	s 6.48 PM	s 1.39 PM	s 9.36 AM	s 1.37 AM	s 12.45 AM	106.6		3.8	TO-R ROSEVILLE	17.7
	Ar. Daily Ex. Sat. Sun. Mon.		Arrive Daily	Arrive Daily	Arrive Daily	Arrive Daily	Arrive Daily	Arrive Daily			(17.7)		
	(0.40)		(0.29)	(0.28)	(0.29)	(0.31)	(0.32)	(0.30)				Time over Subdivision.....	
	26.55		36.62	37.93	36.62	34.25	33.19	35.40				Average Speed per Hour.....	

RULE 93. First-class trains enter and leave Sacramento passenger station on yard tracks between Sacramento River bridge and Sixth St.

EASTWARD

WESTWARD

Capacity of sidings	Mile Post Location	Timetable No. 179 April 29, 1951		Distance from Placerville
		Placerville Branch		
		STATIONS		
Sacramento yard WIP	94.7	R	BRIGHTON	54.0
23	95.9		1.2 PERKINS	52.8
9	98.9		3.0 MAYHEW	49.8
23 YP	101.6		2.7 MILLS	47.1
28 Yard Limits P	104.4	R	2.8 CITRUS	44.3
9	110.1		5.7 NATOMA	38.6
9 Yard Limits Y	111.1	R	1.0 FOLSOM JCT.	37.6
6 P	118.0		6.9 WHITE ROCK	30.7
11 P	126.1		8.1 LATROBE	22.6
25	142.7		16.6 EL DORADO	6.0
18 P	145.0	TO	2.3 DIAMOND SPRINGS	3.7
18 Yard Limits BKWTP	148.7	TO-R	3.7 PLACERVILLE	0.0
			(54.0)	

Capacity of sidings	EASTWARD	Timetable No. 179 April 29, 1951	WESTWARD
	Mile Post Location	Placerville Branch	Distance from Fair Oaks
		STATIONS	
28 P	104.4	CITRUS	1.9
15 P	106.3	TO-R FAIR OAKS	0.0
		(1.9)	

Capacity of sidings	EASTWARD	Timetable No. 179 April 29, 1951	WESTWARD
	Mile Post Location	Placerville Branch	Distance from Folsom
		STATIONS	
Yd. Limits. 22 WP	111.1	R FOLSOM JCT.	0.7
	111.8	TO-R FOLSOM	0.0
		(0.7)	

SACRAMENTO SUBDIVISION

Mile Post Location	Timetable No. 179 April 29, 1951	Distance from Roseville	WESTWARD									
			FIRST CLASS									
			21	23	25	101	27	201				
			City of San Francisco	San Francisco Overland	Passenger (c)							
			Mail	Gold Coast	Passenger	City of San Francisco	San Francisco Overland	Passenger (c)				
			Arrive Daily	Arrive Daily	Arrive Daily	Arrive Daily	Arrive Daily	Arrive Daily				
89.0	TO-R SACRAMENTO 0.9	17.7	AM	AM	AM	AM	AM	PM				
88.9			S 1.50	S 4.15	S 5.00	S 5.46	S 11.35	S 7.15				
89.8	TO-R SACRAMENTO (12th St.) 2.0	16.8										
91.8	ELVAS 3.1	14.8										
94.9	BENALI 7.9	11.7	1.30	3.55	4.41	5.32	11.17	6.57				
102.8	TO-R ANTELOPE 3.8	3.8	1.20	3.48	4.34	5.26	11.09	6.50				
106.6	TO-R ROSEVILLE	0.0	1.10 AM	3.40 AM	4.25 AM	5.18 AM	11.01 AM	6.42 PM				
	(17.7)		Leave Daily	Leave Daily	Leave Daily	Leave Daily	Leave Daily	Leave Daily				
Time over District.....		(0.40)	(0.35)	(0.35)	(0.28)	(0.34)	(0.33)				
Average Speed per Hour.....		26.55	30.34	30.34	37.93	31.24	32.18				

RULE 93. First-class trains enter and leave Sacramento passenger station on yard tracks between Sacramento River bridge and Sixth Street.

OUTBOUND, VIA ELVAS TO BRIGHTON (see note)

INBOUND, VIA ELVAS FROM BRIGHTON (see note)

Capacity of sidings	FIRST CLASS	Mile Post Location	Timetable No. 179 April 29, 1951		Mile Post Location	FIRST CLASS	Mile Post Location		
			60	54				59	53
			West Coast	Sacramento Daylight				West Coast	Sacramento Daylight
	Leave Daily	Leave Daily				Arrive Daily	Arrive Daily		
			STATIONS						
			PM 7.45	AM 7.00	89.0	AM 7.30	PM 5.50		
					88.9				
Sacramento yard					89.8				
BKWOITP					91.8				
BKP					136.2				
M 87	IYP								
128	WIP		8.00 PM	7.15 AM	133.2	7.14 AM	5.35 PM		
			Arrive Daily	Arrive Daily		Leave Daily	Leave Daily		

Note—Trains moving from Brighton to Elvas are Eastward, and Elvas to Sacramento, Westward. Trains moving from Sacramento to Elvas are Eastward, and Elvas to Brighton, Westward.

Capacity of sidings	EAST-WARD	Mile Post Location	Timetable No. 179 April 29, 1951		WEST-WARD	Distance from Isleton
			Walnut Grove Branch			
			STATIONS			
Sacramento yard	89.0					
BKWOITP	88.7	TO-R	SACRAMENTO		33.2	
			5.5			
52	94.2		DEL RIO		27.7	
			3.3			
31	97.5		FREEPORT		24.4	
			7.1			
58	104.6		HOOD JCT.		17.3	
			3.3			
	107.9		LAMBERT		14.0	
Yard Limits			5.5			
53	113.4	TO	WALNUT GROVE		8.5	
Yard Limits			8.5			
YP	121.9	TO	ISLETON		0.0	
			(33.2)			

ADDITIONAL STATIONS			ADDITIONAL STATIONS		
NAME	Mile Post	Capacity	NAME	Mile Post	Capacity
Sacramento-Roseville line			Alder Creek	108.3	..
Swanston	93.5	18W	Flonellis	127.6	..
Haggin	94.1	10	Swift	127.8	..
Planehaven	97.5	..	Brela	128.1	8
Walerga	99.4	8	Brandon	129.8	..
Brighton-Sacramento line			Shrub	130.3	3
Hopfen	134.6	20	Dugan	131.4	5
Placerville Branch			Bullard	131.7	..
Ramona	95.5	16	Shingle Springs	136.9	22W
Manlove	97.5	7	Apex	147.7	5
Boyd	100.3	6	Walnut Grove Branch		
Routier	100.7	..	Baths	91.8	23
Mather	103.4	6	Hood (on spur from		
Nimbus	107.4	13	Hood Jct.)	105.3	171
			Mofuba	111.2	15
			Locke	112.6	W

MOUNTAIN SUBDIVISION

EASTWARD

Capacity of sidings		SECOND CLASS	FIRST CLASS					Mile Post Location	Timetable No. 179 April 29, 1951	Distance from Roseville
		606 Mixed Leave Daily Ex. Sunday	24 Gold Coast Leave Daily	102 City of San Francisco Leave Daily	28 San Francisco Overland Leave Daily	26 Passenger (c) Leave Daily	22 Mall Leave Daily			
Roseville yard	BKWOTYP		PM 9.54	PM 6.48	PM 1.44	AM 1.52	AM 12.55	106.6	TO-R ROSEVILLE	0.0
	P					c		110.6	4.0 ROCKLIN	4.0
Yard Limits	WP		10.18	7.07	2.06	c 2.20	1.19	120.2	9.6 TO NEWCASTLE	13.6
E 65	WP		f 10.27	7.13	2.12	s 2.32	1.25	124.2	4.0 AUBURN, NEVADA ST.	17.6
E 76	WP		10.34	7.19	2.19	c 2.40	1.33	129.1	4.9 BOWMAN	22.5
E 98	P		10.41	7.26	2.27	c 2.50	1.41	134.3	5.2 EAST APPLAGATE	27.7
E 73	W		s 11.03	7.38	s 2.40	s 3.32	s 2.10	141.7	7.4 TO-R COLFAX	35.1
Yard Limits	BKWOYP							146.1	4.4 CAPE HORN	39.5
	P							146.0	6.2 GOLD RUN	45.7
E 102	WYP		11.27	8.00	3.03	c 4.02	2.34	152.2	4.6 TOWLE	50.3
	P					c		156.8	3.9 MIDAS	54.2
M 98	P		11.45	8.17	3.21	c 4.25	2.53	160.7	4.1 KNAPP	58.3
E 93	WP		PM 11.54	8.26	3.30	4.35	3.02	164.8	5.9 TO EMIGRANT GAP	64.2
Yard Limits	WITP		AM 12.13	8.39	3.45	c 5.00	3.18	170.7	6.1 CRYSTAL LAKE	70.3
M 99	WITP		12.13	8.39	3.45	c 5.00	3.18	171.8	2.4 CISCO	72.7
E 86	WP		12.27	8.51	3.58	c 5.16	3.33	177.9	5.2 TROY	77.9
	P					c		180.3	6.5 TO NORDEN	84.4
M 101	WP		12.42	9.07	4.14	c 5.37	3.49	185.5	3.8 EDER	88.2
E 116	BKWITP		f 1.00	9.20	4.30	s 6.00	4.06	192.0	10.08 TO-R TRUCKEE	99.0
			1.08	9.27	4.38	c 6.08	4.14	195.8	10.1 HINTON	109.1
			f 1.35	9.48	s 5.02	s 6.30	s 4.42	197.2	4.3 FLORISTON	113.4
Yard Limits	BKWOYP		f 1.35	9.48	s 5.02	s 6.45	s 4.42	208.0	10.0 VERDI	123.4
M 101	P		1.51	10.03	5.18	7.05	4.58	218.1	10.5 RENO	133.9
	P					c		222.4	2.6 SPARKS (Psg. Sta.)	136.5
M 106	P		2.14	10.23	5.40	c 7.30	5.20	232.4	0.7 TO-R SPARKS	137.2
	P		s 2.55	s 10.51	s 6.09	s 8.15	s 6.18	242.9	(137.2)	
Sparks yard	BKWOTYP		f 10.05	s 11.01	s 6.19	s 8.25	s 6.30	245.5		
			s 10.15	s 11.01	s 6.19	s 8.30	s 6.30	246.2		
			PM 10.00	PM	PM	AM	AM			
			Arrive Daily	Arrive Daily	Arrive Daily	Arrive Daily	Arrive Daily			
			Ex. Sunday	Ex. Sunday	Ex. Sunday	Ex. Sunday	Ex. Sunday			
			(0.15)	(4.13)	(4.35)	(6.38)	(5.35)			
			13.20	26.47	29.93	20.68	24.57			

RULE 5. Schedule time and train-order time for eastward trains at Colfax apply at first crossover east of station.

RULE 86. No. 606 may run ahead of first-class trains Reno to Sparks.

ADDITIONAL STATIONS No. 2 Track		
NAME	Mile Post	Capacity
Penryn, Lincoln Ave. (Spur)	115.5	18
Foothill	126.5	8
Clipper Gap	131.4	..
New England Mills (Spur)	137.6	38
Magra	148.5	..
Dutch Flat	154.1	..
Alta (Spur)	156.0	11
Blue Canon	166.6	..
Yuba Pass (Spur)	176.1	14
Soda Springs	190.6	33
Eder Crossover	197.7	..
Andover	200.6	..
Andover Crossover	201.3	..
MP 202.9 (Spur)	202.9	6-W
Boca	216.3	18
Wickes	221.5	..
Mystic	225.5	..
Calvada	228.5	..
Mogul (Spur)	235.8	12
Lawton	237.1	..

MOUNTAIN SUBDIVISION

Capacity of sidings		Mile Post Location	Timetable No. 179 April 29, 1951		Distance from Sparks	WESTWARD					SECOND CLASS	
						FIRST CLASS						
						101	27	21	23	25		
						City of San Francisco	San Francisco Overland	Mail	Gold Coast (c)	Passenger (c)		Mixed
						Arrive Daily	Arrive Daily	Arrive Daily	Arrive Daily	Arrive Daily		Arrive Daily Ex. Sunday
			STATIONS									
Roseville yard	BKWOTYP	106.6	TO-R ROSEVILLE 4.0	138.7	AM	AM	AM	AM	AM			
	P	110.6	ROCKLIN 3.3	134.7	5.18	10.57	1.00	3.30	4.15			
W 126	P	113.9	TO LOOMIS 2.7	131.4	5.10	10.45	12.45	3.11	3.48			
	WP	116.6	PENRYN 3.0	128.7				c	c			
Yard Limits W 65	WP	119.6	TO NEWCASTLE 4.9	125.7	4.59	10.33	12.33	c 2.59	c 3.36			
	P	124.5	TO AUBURN 3.9	120.8	4.50	10.23	12.23	s 2.49	s 3.26			
W 85	P	128.4	BOWMAN 13.7	116.9	4.42	10.15	12.15	c 2.39	c 3.16			
	WP	142.1	TO-R COLFAX 4.3	103.2	4.16	9.47	11.46 PM	s 2.11	s 2.48			
P		146.4	CAPE HORN 6.2	98.9			11.32	1.54	2.28			
	W 94	152.6	GOLD RUN 4.6	92.7	3.56	9.26	11.19	c 1.41	c 2.15			
P		157.2	TOWLE 3.9	88.1				c	c			
	M 98	161.1	MIDAS 4.1	84.2	3.40	9.09	11.01	1.23	c 1.55			
WP		165.2	KNAPP 6.0	80.1	3.32	9.01	10.52	1.15	1.45			
	Yard Limits M 95	171.2 171.8	TO EMIGRANT GAP 4.3	74.1	3.21	8.49	10.40	c 1.02	c 1.33			
W 74	P	176.1	YUBA PASS 1.8	69.8								
	WP	177.9	CRYSTAL LAKE 2.4	68.0	3.09	8.37	10.28	12.50	c 1.19			
P		180.3	CISCO 5.3	65.6				c	c			
	M 101	185.6	TROY 6.5	60.3	2.54	8.22	10.13	12.35	c 1.03			
W 124	BKWITP	192.1	TO NORDEN 4.0	53.8	2.42	8.09	10.00	c 12.22	s 12.49			
	P	196.1	DONNER 1.1	49.8	2.34	8.01	9.50	12.10 AM	12.36			
P		197.2	EDER 10.8	48.7					c			
	Yard Limits W 126	208.0 216.2 216.3	TO-R TRUCKEE 8.2	37.9	2.11	s 7.37	s 9.25	s 11.45 PM	s 12.10 AM			
P		218.1	BOCA 1.8	29.7			7.22	9.08	11.25	11.45 PM		
	M 101	222.3 222.4	HINTON 4.2	27.9	1.57		9.04	11.21	11.41			
WP		232.2 232.3	FLORISTON 9.9	23.7	1.51	7.13	8.57	c 11.13	c 11.33			
	M 106	232.2 232.3	VERDI 10.5	13.8	1.38	6.58	8.42	c 10.57	c 11.17			
P		242.7 242.9	RENO 2.6	3.3	s 1.22	s 6.41	s 8.25	s 10.40	s 11.00			PM 6.10
		245.5	SPARKS (Psgr. Sta.) 0.7	0.7					s 10.36			f 6.00
BKWOTYP		246.2	TO-R SPARKS	0.0	1.13 AM	6.31 AM	8.00 PM	10.15 PM	10.30 PM			5.50 PM
			(138.7)		Leave Daily	Leave Daily	Leave Daily	Leave Daily	Leave Daily			Leave Daily Ex. Sunday
			Time over District.....		(4.05)	(4.26)	(5.00)	(5.15)	(5.45)			(0.20)
			Average Speed per Hour.....		33.97	31.25	27.74	26.42	24.12			9.90

RULE 86. No. 605 may run ahead of first-class trains Sparks to Reno.

RULE 5. Schedule time and train-order time apply as follows:
At Newcastle, at east crossover switch. Westward trains must stop east of east crossover switch unless authorized by train-order signal to proceed.

**ADDITIONAL STATIONS
No. 1 Track**

NAME	Mile Post	Capacity
West Reno (Spur)	240.9	10
Lawton	237.1	..
Mogul	235.7	..
Calvada (Spur)	228.4	8
Mystic	225.4	..
Wickes	221.9	..
Andover Crossover	201.3	..
Andover	200.6	..
Eder Crossover	197.7	..
Summit	193.0	..
Soda Springs	190.7	..
Blue Canon	166.0	..
Alta	156.4	..
Dutch Flat (Spur)	154.5	16
Magra (Spur)	148.9	6
New England Mills (Spur)	137.1	24
West Applegate (Spur)	133.9	50
Clipper Gap (Spur)	130.9	30

EAST VALLEY SUBDIVISION

EASTWARD					Mile Post Location	Timetable No. 179 April 29, 1951	Distance from Tehama	WESTWARD					
Capacity of sidings	THIRD CLASS			FIRST CLASS				STATIONS	Passenger (c)	FIRST CLASS			
	498	496	494	202						201			
	Freight	Freight	Freight	Passenger						Passenger			
	Leave Daily	Leave Daily	Leave Daily	Leave Daily	Leave Daily	Arrive Daily							
Roseville yard BKWOTYP	PM 1.26	AM 8.01	AM 12.01	AM 9.41	106.6	TO-R ROSEVILLE	105.1	s	PM 6.37				
100 P	1.43	8.18	12.18	9.49	112.8	6.2 WHITNEY	98.9		6.30				
120 WP	1.50	8.25	12.25	s 9.56	117.0	4.2 LINCOLN	94.7	s	6.25				
96 P	1.57	8.32	12.32	10.03	122.1	5.1 BROCK	89.6		6.16				
124 WP	2.04	8.39	12.39	s 10.13	128.1	6.0 WHEATLAND	83.6	f	6.09				
28 P					131.2	3.1 ERLE	80.5						
91 P	2.12	8.47	12.47	10.20	134.2	3.0 OSTROM	77.5		6.01				
Yd. Limits. 112 BWOIYP	2.21	8.56	12.56	s 10.40	140.8	5.6 DANTONI JCT.	71.9						
						1.0 MARYSVILLE	70.9	s	5.53				
KIP					141.8	1.0 BINNEY JCT.	69.9						
100 WP	2.29	9.04	1.04	10.47	144.7	2.9 BERG	67.0		5.33				
105 IP	2.37	9.12	1.12	s 10.57	151.5	6.8 LIVE OAK	60.2	s	5.26				
104 P	2.45	9.20	1.20	s 11.04	158.0	6.5 GRIDLEY	53.7	s	5.16				
43 WP	2.51	9.26	1.26	s 11.16	161.4	3.4 BIGGS	50.3	s	5.08				
107 P	3.01	9.36	1.36	s 11.28	167.4	6.0 RICHVALE	44.3	s	4.58				
91 P	3.08	9.43	1.43	11.33	171.5	4.1 NELSON	40.2	f	4.50				
88 P	3.20	9.55	1.55	f 11.42	178.1	6.6 DURHAM	33.6	f	4.42				
Yard Limits 149 BKWOYP	3.32	10.07	2.07	PM 12.04	184.2	6.1 CHICO	27.5	s	4.33				
100 P	3.48	10.23	2.23	12.18	193.6	9.4 ANITA	18.1	f	4.11				
133 P	4.01	10.36	2.36	f 12.32	203.0	9.4 VINA	8.7	f	4.01				
41 P	4.11	10.46	2.46	f 12.45	209.7	6.7 LOS MOLINOS	2.0	f	3.54				
	4.15 PM	10.50 AM	2.50 AM	c 12.55 PM	211.7	2.0 TEHAMA	0.0		3.50 PM				
	Arrive Daily	Arrive Daily	Arrive Daily	Arrive Daily		(105.1)			Leave Daily				
	(2.49) 37.31	(2.49) 37.31	(2.49) 37.31	(3.14) 32.50					(2.47) 37.72				
					Time over District.....							
					Average Speed per Hour.....							

Double track on Tehama line at Roseville extends to MP 106.88. Eastward track begins at initial switch in No. 2 track, 38 feet east of Lincoln St. Westward track ends at switch to west drill track, at west line of Lincoln St.

RULE 86. Freight trains must not go to a siding where they are unable to get into clear for No. 201 unless instructed to do so by dispatcher, or to avoid congestion.

ADDITIONAL STATIONS		
NAME	Mile Post	Capacity
Clayton.....(Spur)	118.4	65
Ewing.....	121.0	35
Sheridan.....(Spur)	124.8	21
Rupert.....(Spur)	138.9	27
Sullivan.....	146.4	7
Lomo.....(Spur)	147.7	29
Sunset.....	149.8	27
Pagan.....	155.9	8
Riceton.....(Spur)	164.1	7
Nord.....	191.3	20
Cana.....(Spur)	196.0	15
Second St., Tehama....	211.1	..

EAST VALLEY SUBDIVISION

	EAST- WARD	Timetable No. 179 April 29, 1951	WEST- WARD
Capacity of sidings	Mile Post Location	Stirling City Branch	Distance from Stirling City
		STATIONS	
Yard Limits BKWOYP	184.2	TO CHICO	31.2
	186.6	2.4 SNRy Crossing	28.8
16	198.2	11.6 PARADISE	17.2
8	203.2	5.0 MAGALIA	12.2
14 W	210.0	6.8 DOON	5.4
WY	215.4	5.4 STIRLING CITY	0.0
		(31.2)	

	EAST- WARD	Timetable No. 179 April 29, 1951	WEST- WARD
Capacity of sidings	Mile Post Location	Dantoni Branch	Distance from Dantoni
		STATIONS	
Yd. Lmts. { 47	139.8	DANTONI JCT.	4.4
	144.2	4.4 DANTONI	0.0
		(4.4)	

	EAST- WARD	Timetable No. 179 April 29, 1951	WEST- WARD
Capacity of sidings	Mile Post Location	Oroville Branch	Distance from Oroville
		STATIONS	
Yard Limits KIP	141.8 122.7	TO-R BINNEY JCT.	25.2
10	135.0	12.3 HONCUT	12.9
Yard Limits T	147.9	12.9 OROVILLE	0.0
		(25.2)	

	EAST- WARD	Timetable No. 179 April 29, 1951	WEST- WARD
Capacity of sidings	Mile Post Location	Yuba City Branch	Distance from Wilson
		STATIONS	
100 WP	144.7 144.4	BERG	14.4
Yard Limits YP	147.6	TO YUBA CITY	11.2
45	150.3	3.2 BOGUE	8.5
	152.2	2.7 OSWALD	6.6
28	156.6	1.9 TUDOR	2.2
	158.8	4.4 WILSON	0.0
		2.2 (14.4)	

ADDITIONAL STATIONS		
NAME	Mile Post	Capacity
Stirling City Branch		
Butte Creek . . . (Spur)	188.3	29
Optimo	202.2	..
Oroville Branch		
Mello (Spur)	126.5	14
Ramirez (Spur)	130.7	20
Palermo (Spur)	142.5	19
Villa Verona . . . (Spur)	145.0	25
Yuba City Branch		
Abbott	155.6	8
Dantoni Branch		
Linda (Spur)	143.0	5

WEST VALLEY SUBDIVISION

EASTWARD

FIRST CLASS

Capacity of sidings	Mile Post Location	FIRST CLASS				Mile Post Location	Distance from Davis
		20 Klamath Leave Daily	12 Cascade Leave Daily	202 Passenger Leave Daily	10 Shasta Daylight Leave Daily		
Yard Limits KWIYP		PM 10.35	PM 7.18		AM 9.52	75.6	
100 P		10.40				80.7	
Yard Limits BKWIP		s 10.51	7.28		10.02	84.9	
38 P		c 10.58				89.9	
105 P		c 11.04	7.38		10.12	95.8	
32 P		c 11.11				103.2	
Yard Limits WYP		11.16	7.48		10.22	108.3	
41 P		s 11.22				113.5	
51 P		s 11.38			10.35	124.2	
103 P		11.44	8.12		10.39	129.1	
P		f 11.49				133.0	
101 P		PM c 11.57	8.24		10.47	138.3	
Yard Limits BKWOYP		AM s 12.22	8.34		10.57	149.9	
41 P		c 12.32				156.8	
102 P		12.37	8.43		11.06	160.7	
Yd. Limits { 40 WP		s 12.57				165.4	
{ 36 YP		12.59	8.48		11.12	167.0	
23 P		c 1.09				173.4	
43 P		c f 1.24				178.5	
41 P		c 1.34	9.01		11.26	181.6	
P		c 1.44	9.06	PM 12.55	11.31	186.3	
Gerber yard BKWOIYP		s 1.50 AM	s 9.10 PM	s 1.00 PM	s 11.35 AM	211.7	
164		213.8					
		Arrive Daily	Arrive Daily	Arrive Daily	Arrive Daily		
		(3.15) 34.71	(1.52) 60.43	(0.05) 25.20	(1.43) 65.71		

Timetable No. 179
April 29, 1951

STATIONS

TO-R	DAVIS	0.0
	5.1 MERRITT	5.1
TO	4.2 WOODLAND	9.3
TO	5.0 YOLO	14.3
	5.9 ZAMORA	20.2
	7.4 DUNNIGAN	27.6
	5.1 HARRINGTON	32.7
TO	5.2 ARBUCKLE	37.9
TO	10.7 WILLIAMS	48.6
	4.9 CORTENA	53.5
TO	3.9 MAXWELL	57.4
	5.3 DELAVAN	62.7
TO	11.6 WILLOWS	74.3
	6.9 ARTOIS	81.2
	3.9 GRAPIT	85.1
TO	4.7 ORLAND	89.8
	1.6 WYO	91.4
	6.4 KIRKWOOD	97.8
TO	5.1 CORNING	102.9
	3.1 RICHFIELD	106.0
	4.7 TEHAMA	110.7
TO-R	2.1 GERBER	112.8
	(112.8)	
Time over District.....	
Average Speed per Hour.....	

RULE 5. Schedule time and train-order time at Gerber apply at station sign.
Schedule time and train-order time for eastward first-class trains at Davis apply at signal bridge 1200 feet east of Tower.

Capacity of sidings	Mile Post Location	Timetable No. 179 April 29, 1951		Distance from Kurand
		EAST-WARD	WEST-WARD	
Yard Limits BKWOYP	149.9	TO-R	WILLOWS	5.9
	155.8		5.9 KURAND	0.0
			(5.9)	

ADDITIONAL STATIONS			ADDITIONAL STATIONS		
NAME	Mile Post	Capacity	NAME	Mile Post	Capacity
Davis-Gerber line			Knights Landing Branch		
Dufour.....(Spur)	92.1	14	Laugenour.....	89.4	..
Bretona.....(Spur)	98.0	18	Cunard.....(Spur)	96.1	15
Hershey.....	106.4	43	Grace.....	96.5	..
Genevra.....(Spur)	117.6	30	Robbins.....(Spur)	100.4	19
Delphos.....(Spur)	126.8	11	Subaco.....(Spur)	105.1	41
Norman.....	142.1	42	Everglade.....(Spur)	109.3	11
Logandale.....(Spur)	144.3	24	Hinsdale.....(Spur)	111.2	23
Riz.....(Spur)	146.0	20	Tisdale.....(Spur)	113.3	10
Greenwood.....(Spur)	162.0	37	Progress.....(Spur)	115.2	3

WEST VALLEY SUBDIVISION

Mile Post Location	Timetable No. 179 April 29, 1951	Distance from Gerber	WESTWARD								
			FIRST CLASS								
			11 Cascade	201 Passenger	19 Klamath	9 Shasta Daylight					
STATIONS			Arrive Daily	Arrive Daily	Arrive Daily	Arrive Daily					
75.6	TO-R DAVIS 5.1	112.8	AM		PM	PM					
80.7	MERRITT 4.2	107.7	s 6.44		s 6.37	s 9.02	s 8.55				
84.9	TO WOODLAND 5.0	103.5	6.32		s 6.24	8.50					
89.9	TO YOLO 5.9	98.5			6.07						
95.8	ZAMORA 7.4	92.6	6.21		6.02	8.39					
103.2	DUNNIGAN 5.1	85.2			5.55						
108.3	HARRINGTON 5.2	80.1	6.10		5.50	8.29					
113.5	TO ARBUCKLE 10.7	74.9			c 5.45	8.25					
124.2	TO WILLIAMS 4.9	64.2			s 5.33	8.16					
129.1	CORTENA 3.9	59.3	5.52		5.22	8.12					
133.0	TO MAXWELL 5.3	55.4			s 5.17						
138.3	DELAVAN 11.6	50.1	5.44		c 5.10	8.04					
149.9	TO WILLOWS 6.9	38.5	5.34		s 4.59	7.54					
156.8	ARTOIS 3.9	31.6			c 4.45						
160.7	GRAPIT 4.7	27.7	5.25		4.41	7.45					
165.4	TO ORLAND 1.6	23.0			s 4.36						
167.0	WYO 6.4	21.4	5.20		4.26	7.40					
173.4	KIRKWOOD 5.1	15.0			c 4.20						
178.5	TO CORNING 3.1	9.9			s 4.14						
181.6	RICHFIELD 4.7	6.8	5.08		c 4.04	7.28					
186.3	TEHAMA 2.1	2.1	5.03		s 3.50	3.59	7.23				
211.7			AM		PM	PM	PM				
213.8	TO-R GERBER	0.0	5.00		3.45	3.55	7.20				
	(112.8)		Leave Daily		Leave Daily	Leave Daily	Leave Daily				
Time over District.....		(1.44)		(0.05)	(2.42)	(1.42)				
Average Speed per Hour.....		65.08		25.20	41.78	66.35				

RULE 5. Schedule time and train-order time at Gerber apply at station sign.

Schedule time and train-order time for eastward first-class trains at Davis apply at signal bridge 1200 feet east of Tower.

Capacity of sidings	Mile Post Location	Timetable No. 179 April 29, 1951		Distance from Wyo
		EAST-WARD	WEST-WARD	
		Colusa Branch		
		STATIONS		
Yard Limits				
194 WYP	108.3	R	HARRINGTON	72.1
Yard Limits				
60	120.8	TO	GRIMES 12.5	59.6
Yard Limits				
33 W	133.0	TO	COLUSA 12.2	47.4
Yard Limits				
	145.9		PRINCETON 12.9	34.5
Yard Limits				
28	150.4		CODORA 4.5	30.0
Yard Limits				
35 W	170.0	TO	HAMILTON 19.6	10.4
Yard Limits				
36 YP	180.4		WYO 10.4	0.0

(72.1)

ADDITIONAL STATIONS		
NAME	Mile Post	Capacity
Colusa Branch		
College City.....(Spur)	112.3	22
Graino.....(Spur)	116.0	12
Cobble.....(Spur)	126.5	22
Sycamore.....(Spur)	124.4	11
Stegeman.....(Spur)	143.2	13
Glenn.....(Spur)	155.6	13
Ordbend.....(Spur)	162.1	19
Rotavele.....(Spur)	165.9	12
Cory.....	178.6	40

WEST VALLEY SUBDIVISION

EASTWARD

THIRD CLASS

Capacity of sidings	Mile Post Location	THIRD CLASS						Mile Post Location	Distance from Davis
		604	498	602	496	600	494		
		Freight	Freight	Freight	Freight	Freight	Freight		
		Leave Daily	Leave Daily	Leave Daily	Leave Daily	Leave Daily	Leave Daily		
Yard Limits KWIYP		PM 9.05		AM 11.05		AM 2.00		75.6	
100 P		9.15		11.15		2.10		80.7	
Yard Limits BKWIP		9.24		11.24		2.19		84.9	
38 P		9.32		11.32		2.27		89.9	
105 P		9.40		11.40		2.35		95.8	
32 P		9.49		11.49		2.44		103.2	
Yard Limits WYP		9.57		AM 11.57		2.52		108.3	
41 P		10.04		PM 12.04		2.59		113.5	
51 P		10.17		12.17		3.12		124.2	
103 P		10.23		12.23		3.18		129.1	
		10.28		12.28		3.23		133.0	
101 P		10.35		12.35		3.30		138.3	
Yard Limits BKWOYP		10.50		12.50		3.45		149.9	
41 P		11.00		1.00		3.55		156.8	
102 P		11.05		1.05		4.00		160.7	
Yard Limits		11.11		1.11		4.06		165.4	
40 WP		11.14		1.14		4.09		167.0	
36 YP		11.22		1.22		4.17		173.4	
23 P		11.29		1.29		4.24		178.5	
43 P		11.34		1.34		4.29		181.6	
		11.40	PM 4.15	1.40	AM 10.50	4.35	AM 2.50	186.3	
Gerber yard		11.45	4.20	1.45	10.55	4.40	2.55	211.7	
164 BKWOIYP		PM	PM	PM	AM	AM	AM	213.8	
		Arrive Daily	Arrive Daily	Arrive Daily	Arrive Daily	Arrive Daily	Arrive Daily		
		(2.40)	(0.05)	(2.40)	(0.05)	(2.40)	(0.05)		
		42.30	25.20	42.30	25.20	42.30	25.20		

Timetable No. 179
April 29, 1951

STATIONS

TO-R	DAVIS	0.0
	5.1 MERRITT	5.1
TO	WOODLAND	9.3
	5.0 YOLO	14.3
TO	ZAMORA	20.2
	7.4 DUNNIGAN	27.6
	5.1 HARRINGTON	32.7
TO	ARBUCKLE	37.9
	10.7 WILLIAMS	48.6
TO	CORTENA	53.5
	4.9 MAXWELL	57.4
TO	DELANAV	62.7
	5.3 WILLOWS	74.3
TO	ARTOIS	81.2
	3.9 GRAPIT	85.1
TO	ORLAND	89.8
	1.6 WYO	91.4
	6.4 KIRKWOOD	97.8
TO	CORNING	102.9
	3.1 RICHFIELD	106.0
	4.7 TEHAMA	110.7
TO-R	GERBER	112.8
	(112.8)	
.....Time over District.....		
.....Average Speed per Hour.....		

RULE 5. Schedule time and train-order time at Gerber apply at station sign.
Schedule time and train-order time for eastward first-class trains at Davis apply at signal bridge 1200 feet east of Tower.

Capacity of sidings	EAST-WARD	Timetable No. 179		WEST-WARD
	Mile Post Location	April 29, 1951		Distance from Josephine
		Knights Landing Branch		
		STATIONS		
Yard Limits BKWIP	84.9	TO-R	WOODLAND	32.4
			2.8 SUGARFIELD	29.6
18	87.7	TO	KNIGHTS LANDING	23.3
			6.3 MARCHANT	20.4
WP	94.0		2.9 JOSEPHINE	0.0
			20.4	
13	117.3			
			(32.4)	

Capacity of sidings	EAST-WARD	Timetable No. 179		WEST-WARD
	Mile Post Location	April 29, 1951		Distance from Ensley
		Ensley Branch		
		STATIONS		
	96.9		MARCHANT	0.7
			0.7 ENSLEY	0.0
	97.6			
			(0.7)	

CONDITIONAL FLAG STOPS, ETC., TO RECEIVE OR DISCHARGE TRAFFIC

Conditional flag stops, etc., are designated by "c" in schedule column, and are for traffic as shown below:

Train	STATION	KIND	FREQUENCY	FOR REVENUE PASSENGERS		FOR OTHER TRAFFIC
				RECEIVE TO (or beyond)	DISCHARGE FROM (or beyond)	
19	Richfield.....	Stop.....	Daily exc. Sun. & Hol....			To exchange U. S. Mail
19	Kirkwood.....	Stop.....	Daily exc. Sun. & Hol....			To exchange U. S. Mail
19	Artois.....	Stop.....	Daily exc. Sun. & Hol....			To exchange U. S. Mail
19	Delavan.....	Stop.....	Daily exc. Sun. & Hol....			To exchange U. S. Mail
19	Arbuckle.....	Stop.....	Daily exc. Sun. & Hol....			To exchange U. S. Mail
19	Arbuckle.....	Flag.....	Daily.....	West of Davis.....		
20	Yolo.....	Stop.....	Friday.....			To exchange U. S. Mail by locker
20	Zamora.....	Stop.....	Friday.....			To exchange U. S. Mail by locker
20	Dunnigan.....	Stop.....	Friday.....			To exchange U. S. Mail by locker
20	Delavan.....	Stop.....	Daily exc. Sun. & Hol....			To exchange U. S. Mail
20	Artois.....	Stop.....	Sun. & Hol.....			To exchange U. S. Mail
20	Kirkwood.....	Stop.....	Sun. & Hol.....			To exchange U. S. Mail
20	Corning.....	Stop.....	Sun. & Hol.....			To exchange U. S. Mail by locker
20	Richfield.....	Stop.....	Sun. & Hol.....			To exchange U. S. Mail
20	Tehama.....	Stop.....	Sun. & Hol.....			To exchange U. S. Mail
23	"c" stations.....	Flag.....	Daily.....		Ogden.....	
23	Blue Canon.....	Flag.....	Daily.....		Ogden.....	
23	Alta.....	Flag.....	Daily.....		Ogden.....	
23	Dutch Flat.....	Flag.....	Daily.....		Ogden.....	
23	New England Mills.....	Flag.....	Daily.....		Ogden.....	
23	West Applegate.....	Flag.....	Daily.....		Ogden.....	
23	Clipper Gap.....	Flag.....	Daily.....		Ogden.....	
25,26	Andover.....	Flag.....	Daily.....			To receive or discharge employes
25,26	Eder.....	Flag.....	Daily.....			To receive or discharge employes
25,26	Troy.....	Flag.....	Daily.....			To receive or discharge employes
25,26	Cisco.....	Flag.....	Daily.....			To receive or discharge employes
25,26	Crystal Lake.....	Flag.....	Daily.....			To receive or discharge employes
25,26	Emigrant Gap.....	Stop.....	Daily.....			To exchange U. S. Mail by locker
25,26	Emigrant Gap.....	Flag.....	Daily.....			To receive or discharge employes
25,26	Blue Canon.....	Stop.....	Daily.....			To exchange U. S. Mail by locker
25,26	Blue Canon.....	Flag.....	Daily.....	Any station.....	Any station.....	To receive or discharge employes
25,26	Midas.....	Flag.....	Daily.....			To receive or discharge employes
25,26	"c" stations.....	Flag.....	Daily.....	Any station.....	Any station.....	
25,26	New England Mills.....	Flag.....	Daily.....	Any station.....	Any station.....	
25,26	Clipper Gap.....	Flag.....	Daily.....	Any station.....	Any station.....	
25	West Applegate.....	Flag.....	Daily.....	Any station.....	Any station.....	
25,26	Dutch Flat.....	Flag.....	Daily.....	Any station.....	Any station.....	
25,26	Alta.....	Flag.....	Daily.....	Any station.....	Any station.....	
25,26	Soda Springs.....	Flag.....	Daily.....	Any station.....	Any station.....	
26	Gold Run.....	Stop.....	Daily.....			To exchange U. S. Mail by locker
26	Soda Springs.....	Stop.....	Daily.....			To exchange U. S. Mail by locker
26	Floriston.....	Stop.....	Daily exc. Sun. & Hol....			To exchange U. S. Mail
26	Verdi.....	Stop.....	Daily exc. Sun. & Hol....			To exchange U. S. Mail
201	Sheridan.....	Stop when necessary..	Daily.....			To exchange U. S. Mail, or for newspapers
201	Swanston.....	Flag.....	Daily.....	Sacramento.....	Roseville.....	
202	Tehama.....	Stop.....	Daily exc. Sun. & Hol....			To exchange U.S. Mail

SPECIAL INSTRUCTIONS—ALL SUBDIVISIONS

RULE 4. Designated Holidays:

New Year's Day, January 1st.
 Washington's Birthday, February 22nd.
 Decoration Day, May 30th.
 Independence Day, July 4th.
 Labor Day, First Monday in September.
 Thanksgiving Day, Fourth Thursday in November.
 Christmas Day, December 25th.

RULE 5. Schedule times shown in small type indicate special instructions in the timetable govern movement.

RULE S-72. Westward trains are superior to trains of the same class in the opposite direction.

RULE 105. Sidings designated "E" in Capacity of Sidings column are assigned for use by eastward trains; those designated "W" are assigned for use by westward trains. Those designated "M" for middle, may be used by trains in either direction.

Capacity of Sidings column indicates the number of cars of average length of 49 feet that siding will hold between fouling points, in addition to one steam engine and caboose.

SPECIAL INSTRUCTIONS—SACRAMENTO SUBDIVISION

RULE 82 (A). Crews arriving Roseville on first-class trains may assume corresponding schedule or section of schedule on connecting subdivision without clearance.

Regular trains from Western Division at Brighton may assume corresponding schedules, or sections of schedules, on Sacramento Division without clearance.

Nos. 421, 423 and 425 and sections of those schedules from Western Division at Brighton may continue display of indicators through to Roseville, and register at Roseville accordingly.

Third-class and extra trains to or from Western Division passing Sacramento, will not obtain clearance at Sacramento.

Trains to Western Division at Brighton, originating at Sacramento, may leave Sacramento with Western Division clearance only.

Trains enroute Western Division via Sacramento or Brighton originating at Roseville or Antelope, must obtain two clearances, one endorsed Sacramento Division, the other endorsed Western Division. Train orders addressed to such trains at Roseville will apply the same as if addressed to them at Brighton or Sacramento.

Crews to operate as Nos. 420, 424 and 426, and sections thereof, on Western Division from Brighton, may assume such identity at Roseville or Antelope instead of Brighton. Sacramento and Western Division Clearance for sections of these schedules must bear the words "No signals" or "Green Signals" as the case may be, and bear dispatcher's O.K., and train-order authority for display of signals will not be required Roseville or Antelope to Brighton, nor on Lathrop Subdivision of Western Division. Crews will register and display indicators and signals accordingly.

RULE 83 (A). At the following stations, only the trains indicated will register:

Sacramento—Trains originating or terminating, except third-class and extra trains passing Sacramento to or from Western Division.

Sacramento, 12th St.—Eastward trains, via Brighton, and trains originating or terminating.

Antelope—All trains, except those originating in west yard, and except those terminating in east yard.

RULE 83 (B). At open train-order offices, trains may register by ticket as follows:

Sacramento, 12th St.—Eastward trains, via Brighton.

Roseville—First-class trains.

Antelope—First-class trains.

Folsom—Trains required to go to Folsom will register the same information as shown on register at Folsom Jct.

RULE 95. Train orders issued by Western Division under Form F, reading to or from Brighton will apply over the Sacramento Division into or out of Sacramento or Roseville.

RULE D-97 (A). Applies between Sacramento and Roseville and between Brighton and Elvas.

RULE 204. Trains of Sacramento, Mountain and East Valley Subdivisions with the same conductor operating through Roseville may be issued train orders on one subdivision that affect their movement on either or another of these subdivisions, and when engine crew is changed or helper engine is added, copy of all orders must be delivered to such engineer by conductor.

Operator Sacramento must furnish conductor of all first-class trains enroute Mountain Subdivision two extra copies of all train orders affecting their movement at Roseville or beyond.

RULE 221. Eastward and westward first-class trains, and trains from Roseville enroute to Western Division will not obtain clearance at Sacramento, 12th St.

Trains originating or terminating at Sacramento not enroute to or from Western Division need not obtain clearance at Sacramento, 12th St.

Antelope—Only trains originating need obtain clearance.

RULE D-251. Applies to the following tracks:

Eastward track Sacramento to Roseville.

Eastward track Brighton to Elvas.

Westward track Elvas to Sacramento.

Westward track Sacramento to Davis train-order office (Western Division) provided proceed signal received from yardman at Front St., Sacramento, except will not supersede the superiority of No. 101.

SPECIAL INSTRUCTIONS—MOUNTAIN SUBDIVISION

13

RULE 82 (A). Crews ordered for No. 606 at Reno, may assume that schedule without clearance.

Crews arriving Roseville on first-class trains may assume corresponding schedule or section of schedule on connecting subdivision without clearance.

RULE 83 (A). At the following stations, only the trains indicated will register.

Truckee—Trains originating or terminating.

Colfax—Trains originating or terminating.

RULE 83 (B). At open train-order offices, trains may register by ticket as follows:

Roseville—First-class trains.

RULE D-97 (A). Applies between Roseville and Sparks.

RULE 204. Trains of Sacramento and Mountain Subdivisions with the same conductor operating through Roseville may be issued train orders on one subdivision that affect their movement on either or another of these subdivisions, and when engine crew is changed or helper engine is added, copy of all orders must be delivered to such engineer by conductor.

Operators Sparks to Loomis, inc., must deliver to conductors of westward first-class trains one extra copy of all train orders affecting their movement at or beyond Roseville.

RULE 221. Train-order signals at Emigrant Gap and Norden are light type signals identified by an illuminated sign "Train Order Signal" on the signal mast. When a train reaches a point approximately 200 feet from signal, if no train orders, indication will change from "stop" to "proceed."

Light engines may leave Norden for Truckee as extras without obtaining clearance at Norden.

RULE D-251. Applies to the following tracks:
No. 2 Track Norden to Truckee.

SPECIAL INSTRUCTIONS—EAST VALLEY SUBDIVISION

RULE 82 (A). Crew arriving Tehama on No. 201, also sections of that schedule holding proper train-order authority, may assume corresponding schedule or section at Tehama without clearance.

Crews arriving Roseville on first-class trains may assume corresponding schedule or section of schedule on connecting subdivision without clearance.

RULE 83 (A). At the following stations, only the trains indicated will register:

Binney Jct., Chico—Trains originating or terminating.

RULE 83 (B). At open train-order offices, trains may register by ticket as follows:

Roseville—First-class trains.

RULE 204. Trains of Sacramento and East Valley Subdivisions with the same conductor operating through Roseville may be issued train orders on one subdivision that affect their movement on either or another of these subdivisions, and when engine crew is changed or helper engine is added, copy of all orders must be delivered to such engineer by conductor.

Trains to or from East Valley Subdivision with the same conductor and engineer operating through Tehama may be issued train orders on East Valley Subdivision or West Valley Subdivision that affect their movement on either of these subdivisions.

SPECIAL INSTRUCTIONS—WEST VALLEY SUBDIVISION

RULE 82 (A). Crews arriving Tehama on Nos. 202, 494, 496 and 498, also sections of those schedules holding proper train-order authority, may assume corresponding schedule or section at Tehama without clearance.

RULE 83 (B). At open train-order offices, trains may register by ticket as follows:

Davis—All trains to or from West Valley Subdivision.

RULE 105.

Wyo—Second track of the two tracks paralleling main track, is siding.

Gerber siding extends from just east of junction switch at Tehama to 550 feet west of crossover leading to yard tracks.

WASTEWATER TREATMENT

With this... treatment... process... water... flow... treatment... plant... effluent... discharge... water... body...

Water... treatment... process... involves... several... stages... including... primary... secondary... and... tertiary... treatment...

WASTEWATER TREATMENT

The... wastewater... treatment... process... is... designed... to... remove... pollutants... from... wastewater... before... discharge... into... the... environment...

WASTEWATER TREATMENT

Wastewater... treatment... plants... are... essential... for... protecting... public... health... and... the... environment...

SPECIAL INSTRUCTIONS

These... instructions... apply... to... all... personnel... involved... in... the... operation... of... the... facility...


It is... the... responsibility... of... all... personnel... to... adhere... strictly... to... these... instructions...


SPECIAL INSTRUCTIONS

These... instructions... are... intended... to... provide... a... clear... and... concise... guide... to... the... operation... of... the... facility...

SPECIAL INSTRUCTIONS

These... instructions... are... intended... to... provide... a... clear... and... concise... guide... to... the... operation... of... the... facility...



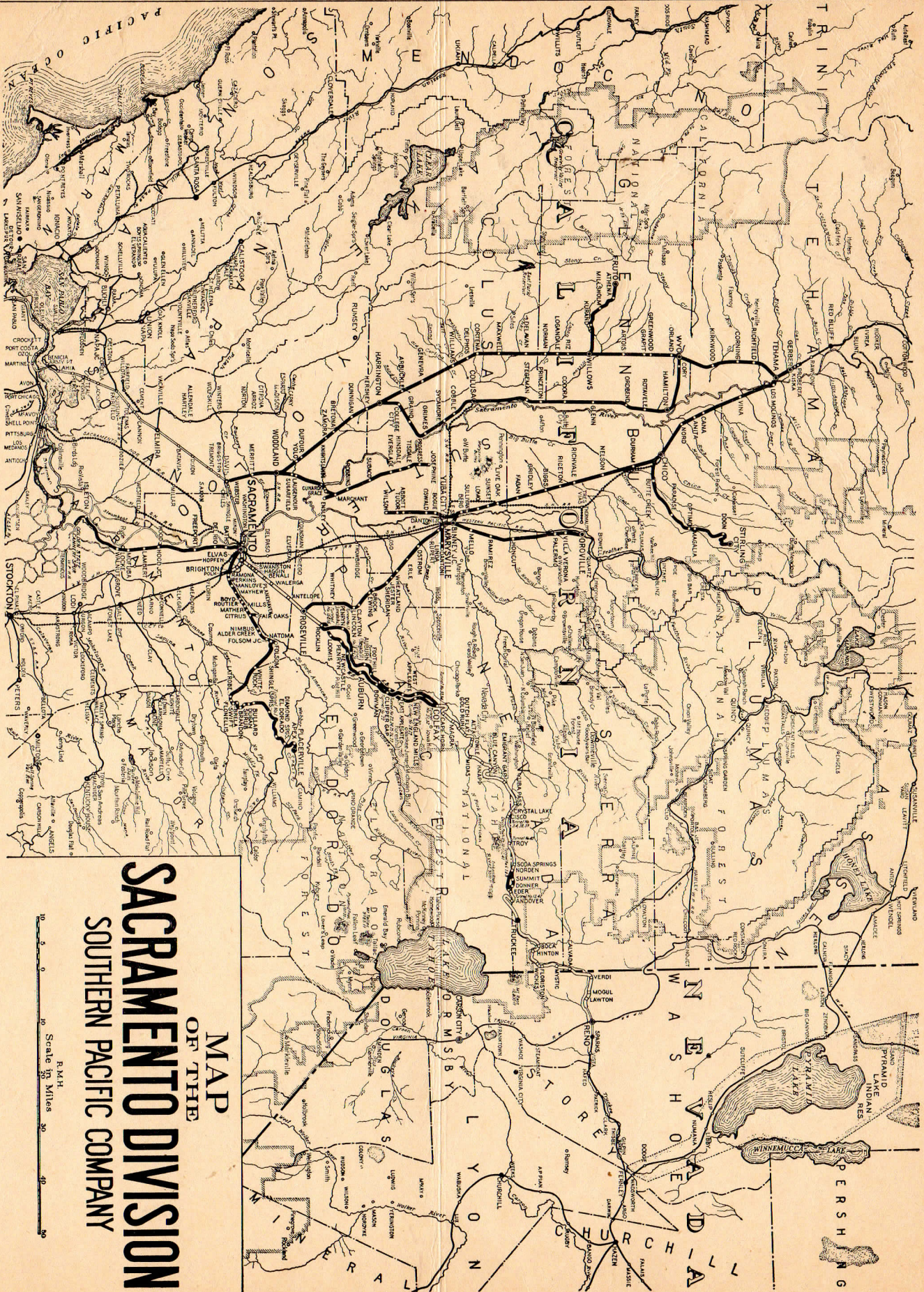


MILEAGE

Main Line	First Track	Addn'l Track	Miles
End Western Div. to Sacramento.....	S. P. R. R.....	.86	.86
Sacramento to Lawton.....	C. P. Ry.....	147.75	149.29
At Elvas—West Wye.....	C. P. Ry.....	.31	.31
Polk to Elvas.....	C. P. Ry.....	4.63	3.00
Davis to Tehama.....	S. P. R. R.....	109.71	
Roseville to Proberta.....	C. P. Ry.....	109.50	.27
TOTAL.....		372.76	153.73 526.49
Branches			
Colusa—Harrington to Wyo.....	S. P. R. R.....	71.66	
Dantoni—Dantoni Jet. to Dantoni.....	C. P. Ry.....	4.46	
Fair Oaks—Citrus to Fair Oaks.....	S. P. R. R.....	2.11	
Folsom—Folsom Jet. to Folsom.....	S. P. R. R.....	1.00	
Kurand—Willows to Kurand.....	S. P. R. R.....	6.18	
Knights Landing—Woodland to West of Cunard.....	S. P. R. R.....	9.71	
West of Cunard to Josephine.....	S. P. Co.....	22.16	
Oroville—Binney Jet. to Beg. S. P. R. R.....	C. P. Ry.....	.04	
Beg. S. P. R. R. to Oroville.....	S. P. R. R.....	25.27	
Placerville—Brighton to Beg. S. P. R. R.....	C. P. Ry.....	.07	
Beg. S. P. R. R. to Placerville.....	S. P. R. R.....	54.92	
“R” Street—At Brighton (Link Trk).....	C. P. Ry.....	.32	
Brighton to “Q” St. Sacramento.....	S. P. R. R.....	4.94	
Stirling City—Chico to Stirling City.....	C. P. Ry.....	31.24	
Ennsley—Marchant to Ennsley.....	S. P. Co.....	1.12	
Walnut Grove—Sacramento to Front and			
“K” Streets.....	C. P. Ry.....	.29	
“K” St. to “N” St.....	S. P. R. R.....	.25	
“N” St. to Isleton.....	C. P. Ry.....	32.94	
Yuba City—Berg to Wilson.....	S. P. R. R.....	14.68	
TOTAL BRANCHES.....			283.36
TOTAL SACRAMENTO DIVISION.....			809.85

SPEED TABLE

TIME PER MILE	MILES PER HOUR
36".....	100
37".....	97.3
38".....	94.7
39".....	92.3
40".....	90
41".....	87.8
42".....	85.7
43".....	83.7
44".....	81.8
45".....	80
46".....	78.3
47".....	76.6
48".....	75
49".....	73.5
50".....	72
51".....	70.6
52".....	69.2
53".....	67.9
54".....	66.7
55".....	65.5
56".....	64.3
57".....	63.2
58".....	62.1
59".....	61
1'00".....	60
1'01".....	59
1'02".....	58.1
1'03".....	57.1
1'04".....	56.2
1'05".....	55.4
1'06".....	54.5
1'07".....	53.7
1'08".....	52.9
1'09".....	52.2
1'10".....	51.4
1'11".....	50.7
1'12".....	50
1'13".....	49.3
1'14".....	48.6
1'15".....	48
1'16".....	47.4
1'17".....	46.8
1'18".....	46.2
1'19".....	45.6
1'20".....	45
1'25".....	42.4
1'30".....	40
1'35".....	37.9
1'40".....	36
1'45".....	34.3
1'50".....	32.7
1'55".....	31.3
2'00".....	30
2'15".....	26.7
2'30".....	24
2'45".....	21.8
3'00".....	20
3'30".....	17.1
4'00".....	15
5'00".....	12
6'00".....	10
7'00".....	8.6
7'30".....	8
8'00".....	7.5
10'00".....	6



**MAP
OF THE
SACRAMENTO DIVISION
SOUTHERN PACIFIC COMPANY**

P.M.H.
Scale in Miles 0 10 20 30 40 50