

C & E I

CHICAGO & EASTERN ILLINOIS RAILROAD

TRAIN EQUIPMENT

STYLE	CAR NOS.	BETWEEN	ACCOMMODATIONS
No. 1—Daily			
Coaches		Chicago—Evansville	
Nos. 9 and 10—THE MEADOWLARK—Daily (No Checked Baggage)			
Coaches		Chicago—West Vienna, Illinois	
Nos. 93-53-81 and 80-54—THE GEORGIAN—Daily Coach Seats Unreserved (No Checked Baggage)			
Pullmans	S.B. 811	N.B. 801 Chicago—Atlanta	6 Section, 6 Roomette, 4 Double Bedroom
	812	802 Chicago—Atlanta	4 Section, 4 Roomette, 5 Double Bedroom, 1 Compartment
Club Lounge	① L 14	Nashville—Chicago	10 Roomette, 6 Double Bedroom
Dining Car		Chicago—Atlanta	
Coaches	GA 1, 2, 3	Chicago—Atlanta	
Nos. 93-5 and 6-54—THE HUMMING BIRD—Daily Coach Seats Unreserved (No Checked Baggage)			
Pullmans	S.B. 935	N.B. L 8 Chicago—Mobile	6 Section, 6 Roomette, 4 Double Bedroom
	931	L 15 Chicago—Montgomery	6 Section, 6 Roomette, 4 Double Bedroom
Club Lounge		Chicago—Evansville	
Dining Car		Nashville—New Orleans	
Coaches		Chicago—Evansville	
	21, 23, 25	Nashville—New Orleans Chicago—Mobile Chicago—Montgomery	
Nos. 95 and 94—DIXIE FLYER—Daily			
Pullmans	S.B. 953	N.B. ① Chicago—Nashville	10 Roomette, 6 Double Bedroom
	955	940 Chicago—Evansville	6 Section, 6 Roomette, 4 Double Bedroom
	951	951 Atlanta—Jacksonville	6 Section, 4 Roomette, 4 Double Bedroom
Coaches		Chicago—Jacksonville	
No. 92—DIXIE LIMITED—Daily			
Coaches		Nashville—Evansville Evansville—Chicago	

① Operates South Bound in Train 95, North Bound on No. 80-54.

S.B.—Southbound

N.B.—Northbound

The "Georgian"—Overnite between Chicago and Atlanta
and

The "Humming Bird"—Between Chicago—Birmingham and the Gulf Coast

TRANSFER SERVICE

between stations IN CHICAGO

Your Railroad Transfer Service Coupon when included as part of your through ticket entitles you to transportation in new, luxurious Limousines from your incoming station to your outgoing station.

Ask any Ticket Agent about

RAILROAD TRANSFER SERVICE

C & E I

CHICAGO & EASTERN ILLINOIS RAILROAD


Route of the

GEORGIAN

DIXIE FLYER

MEADOWLARK

HUMMING BIRD



PASSENGER TRAIN

Time Tables

EFFECTIVE JANUARY 1, 1960

★ EVANSVILLE—NASHVILLE—ATLANTA—JACKSONVILLE ★

SOUTHBOUND—READ DOWN

NORTHBOUND—READ UP

Dixie Flyer 95	1	The Meadow Lark 9	The Humming Bird 93	The Georgian 93	Miles	TABLE 1 C & E I TRAINS	Dixie Flyer 94	The Georgian 54	The Humming Bird 54	The Meadow Lark 10	92
Daily	Daily	Daily	Daily	Daily		CENTRAL STANDARD TIME	Daily	Daily	Daily	Daily	Daily
PM	PM	PM	PM	PM	0.0	Chicago, Ill. (Dearborn Station) Ar	AM	AM	AM	AM	PM
◆ 10.45	8.00	5.00	3.45	3.45	6.6	Chicago, Ill. (63rd Street) Ar	◆ 4.25	9.45	9.45	11.25	7.50
10.59	8.14	5.14	3.59	3.59	16.6	Dolton	4.10	9.30	9.30	11.10	7.35
C 11.27	8.45	5.45	C 4.28	C 4.28	21.7	Thornton	3.41	N 8.57	N 8.57	10.40	7.05
					26.6	Chicago Heights, Ill.					
					28.8	Steger					
					30.4	Crete					
					37.6	Beecher					
					44.7	Grant Park					
					49.9	Momence, Ill.					
					60.1	St. Anne					
					64.2	Papineau					
					67.7	Mortintan					
					77.5	Watska, Ill.					
					81.8	Woodland					
					88.1	Milford					
					94.2	Wellington					
					99.2	Hoopston, Ill.					
					105.2	Rossville					
					123.2	Danville, Ill. Lv	1.42	7.05	7.05	8.57	5.05
12.56	10.29	7.27	5.54	5.54	123.2	Danville, Ill. Lv	1.05	6.50	6.50	8.57	4.43
1.15	10.59	7.45	6.05	6.05	128.9	Rileysburg, Indiana Lv					
					141.1	Cayuga					
					146.9	Newport					
					153.3	Montezuma					
					162.9	Clinton					
					177.5	Terre Haute, Ind. Lv	12.18				
					192.9	Farmersburg	11.55	5.50	5.50		
					198.4	Shelburn					
					203.7	Sullivan, Ind.					
					213.2	Carlisle					
					220.0	Oaktown					
					234.7	Vincennes, Ind.					
					248.7	Hazleton					
					259.0	Princeton, Ind.					
					266.6	Fort Branch					
					283.6	Wansford					
○ 5.10	3.40		9.25	9.25	287.2	Evansville, Ind. Lv	8.35	3.40	3.40		1.00
95			93	53-81	0.0	L & N TRAINS	94	80-54	54		2-92
5.55			10.20	9.55	0.0	Evansville, Indiana Lv	7.50	3.00	3.00		11.55
6.15			10.38		13.0	Henderson, Kentucky Lv	7.15	D 2.20	D 2.20		11.20
6.35					29.0	Sebree	6.48				10.59
7.05			G 11.15	A 10.47	52.0	Madisonville	6.25	D 1.39	D 1.39		10.35
7.15					56.0	Earlington	6.15				10.25
7.25					63.0	Nortonville	6.04				10.15
8.06			G 11.57	A 11.30	87.0	Hopkinsville	5.30	D 12.56	D 12.56		9.42
8.35					111.0	Cultrrie	4.00				9.05
9.00					129.0	Springfield, Tennessee	4.34				8.38
10.10			1.40	1.10	159.0	Nashville, Tenn. Lv	3.50	◆ 11.30	◆ 11.30		8.00
10.50				1.40	159.0	Nashville, Tenn. Ar	3.05	◆ 10.53			6.00
11.35					190.0	Murfreesboro	2.05				4.40
12.30					228.0	Tullahoma	1.20	9.32			3.40
12.58					246.0	Cowan	12.42				2.48
					310.0	EASTERN STANDARD TIME	12.10	8.50			2.00
3.55					348.0	Chattanooga, Tennessee	10.55	H 7.47			12.10
5.05					424.0	Dalton, Georgia	9.15	H 6.19			10.08
6.41					444.0	Marietta	8.35	5.45			9.30
7.30					444.0	Atlanta (Union Sta.) Lv					
95					0.0	A C L TRAINS	94				
9.30					0.0	Atlanta (Union Sta.) Ar	6.30				
11.15					78.2	Manchester	4.15				
1.15					171.3	Cordele	1.50				
2.20					208.2	Fitzgerald	12.40				
3.00					236.9	Douglas	11.59				
4.40					279.3	Waycross, Georgia	11.00				
6.30					354.7	Jacksonville, Florida Lv	5.30				
AM	AM	PM	AM	AM			PM	PM	PM	AM	PM

REFERENCE NOTES
For Tables, 1, 2, 3

- ☞ Rail-Auto Service available at this point.
- ◆ Sleepers may be occupied until 7:00 A.M.
- Sleeping car ready for occupancy at 9:30 P.M.
- Evansville sleepers may be occupied until 8:00 A.M.
- Connecting service, change trains.
- ⊕ Pullman tickets sold at this station.
- || Meal stop.
- ▲ Connecting bus, rail tickets honored.
- A Stops to discharge revenue passengers from Chicago
- B Stops to discharge and receive revenue passengers.
- C Stops to receive passengers.
- D Stops to receive revenue passengers for Chicago.
- E Stops to discharge revenue passengers from Nashville and beyond.
- f Flag stop.
- G Stops to discharge revenue passengers from Henderson and beyond.
- H Stops to receive revenue passengers for Nashville and beyond.
- J Stops to receive revenue passengers for Mobile and beyond.
- K Stops to discharge revenue passengers.
- M Stops to discharge revenue passengers from Chicago and Chicago Heights.
- N Stops to discharge passengers.

CT—Central Standard Time.
ET—Eastern Standard Time.
All A.M. time in light figures. All P.M. time in heavy figures.

LOCATE YOUR PLANT in the CENTER OF MANUFACTURING AND POPULATION along the **C & EI**

Excellent sites, adequate reasonable power. Good water. We will be glad to assist in your search for the right place for you.

WRITE OR CALL
C. A. ERNST, Director
INDUSTRIAL DEVELOPMENT
322 So. Michigan Ave.
Chicago 4, Illinois

**It's restful to travel by train...
Economical to have a Hertz rented car at destination**

CONNECTIONS AT JACKSONVILLE, FLORIDA

10.15	9.55	9.15			0.0	Jacksonville ... FEC Ar	4.50	7.15	7.00	
6.45	5.40	4.35			366.0	Miami ... Ar	9.30	11.30	10.00	
			10.30	10.15	0.0	Jacksonville ... ACL Ar	5.35	6.15		
			1.30	1.55	146.6	Orlando	1.55	1.20		
			2.50	4.50	207.0	Lakeland	12.40	11.25		
			3.50	6.15	238.1	Tampa ... Lv	12.01	10.30		
			5.35		290.3	Sarasota ... Lv	10.05			
			5.25	7.30	275.0	St. Petersburg ... ACL Ar	10.30	7.00		
			5.40	8.00	309.8	Ft. Myers... ACL Lv	9.45	8.00		
			6.40		345.3	Napels... ACL Lv	8.45			

BIRMINGHAM—MONTGOMERY MOBILE—NEW ORLEANS

SOUTHBOUND—READ DOWN

NORTHBOUND—READ UP

Dixie Flyer 95	1	The Humming Bird 93	Miles	TABLE 2	Dixie Flyer 94	The Humming Bird 54	92
Daily	Daily	Daily	+	C & E I TRAINS	Daily	Daily	Daily
PM	PM	PM	0.0	Central Standard Time	AM	AM	PM
◆ 10.45	8.00	3.45	0.0	Lv Chicago, Dearborn Station	● 4.25	9.45	7.50
10.59	8.14	3.59	6.6	Chicago, 63rd St.	4.10	9.30	7.35
11.27	8.45	4.28	26.6	Chicago Heights	3.41	8.57	7.05
1.15	10.59	6.05	123.2	Danville	1.42	7.05	5.05
2.30	12.35	7.06	177.5	Terre Haute, Indiana	11.55	5.50	3.35
3.45	2.00	8.03	234.7	Vincennes	10.15	4.50	2.15
5.10	3.40	9.25	287.2	Ar Evansville	8.35	3.40	1.00
95	95	93		L & N TRAINS	94	54	92
5.55	5.55	10.20	0.0	Lv Evansville	7.50	3.00	11.55
10.10	10.10	1.40	159.0	Ar Nashville, Tennessee	3.50	11.30	8.00
99	1	5		L & N TRAINS	98	6	
3.40	10.30	2.00	0.0	Lv Nashville	12.30	11.05	
	11.55		46.0	Columbia			
	12.44		79.0	Pulaski			
5.38	1.27		107.0	Athens, Alabama	H 10.26		
5.59	2.07	A 4.20	120.0	Decatur	H 10.07	D 8.40	
6.42	3.00	A 4.59	153.0	Cullman	H 9.20	D 7.58	
7.55	4.22	6.05	205.0	Ar Birmingham	8.15	6.50	
8.20	5.42	6.20	205.0	Lv Birmingham	7.55	6.35	
	7.50		239.0	Calera			
10.20	8.30	303.0	Ar Montgomery	5.50	4.40		
11.15	8.50	303.0	Lv Montgomery	5.30	4.15		
12.05		347.0	Ar Greenville	4.20	D 3.12		
		362.0	Ar Georgiana				
1.50		408.0	Ar Brewton				
2.43		421.0	Ar Flomaton	2.45	1.50		
3.10		436.0	Ar Atmore				
4.00		457.0	Ar Bay Minette				
4.25		481.0	Ar Mobile	12.55	12.35		
5.15	A 1.09	521.0	Ar Mobile	12.35	12.20		
5.35		537.0	Ar Pascagoula, Mississippi	f 11.43	J 11.30		
			Ocean Springs	11.20			
				<i>Biloxi Bay</i>			
5.52		1.36	541.0	Biloxi	11.10	11.03	
			547.0	Edgewater Park	H 10.56		
6.06	A 1.50		554.0	Gulfport	10.48	J 10.47	
			563.0	Pass Christian	f 10.34		
6.40	B 2.13		569.0	Bay St. Louis	10.24	J 10.29	
8.30	3.40		626.0	Ar New Orleans, Louisiana	9.00	9.15	
4.15		▲ 11.05	0.0	Lv Flomaton, Alabama	1.40	▲ 1.40	
5.35		▲ 12.15	44.0	Ar Pensacola, Florida	12.35	12.25	
6.30			44.0	Lv Pensacola	12.15		
8.05			94.0	Crestview	11.02		
8.45			123.0	Ar Defuniak Springs	10.25		
12.20			205.0	Ar Chattanooga, Eastern Time	9.45		
36				S. A. L. TRAINS	39		
12.20			0.0	Lv Chattanooga, ET	9.35		
1.30			43.0	Ar Tallahassee	8.30		
5.30			208.0	Ar Jacksonville, Florida, ET	5.00		
PM	PM	PM			PM	PM	AM

A.M. time in light figures; P.M. time in heavy figures.

CONNECTIONS AT ATLANTA

				Miles	Eastern Time								
	6.00	10.15	9.30	0	Lv Atlanta, Ga. (Terminal Station)	CoFg	Ar	1.30	6.05	6.00			
	8.05		12.01	102.0	Ar Macon, Ga.	"	Lv	11.20	6.00	3.20			
	11.55			294.0	Ar Savannah, Ga.	"	Lv	7.30					
		1.15		117.0	Ar Columbus, Ga.	"	Lv		3.20				
			3.25	208.0	Ar Albany, Ga.	"	Lv			12.40			
10.45	7.10	1.55	1.45	9.00	0	Lv Atlanta (Terminal Station)	SouRy	Ar	7.30	8.30	9.20	4.00	6.30
11.59	8.16	3.05	2.52	10.20	53.0	Ar Gainesville	"	Lv	6.14	7.18	8.08	2.30	5.12
1.35		4.25		11.44	115.0	Ar Seneca, S. C.	"	Lv	4.42			12.55	3.54
3.00	10.10	5.15	4.50	12.45	153.0	Ar Greenville	"	Lv	3.40	5.20	6.15	11.50	3.05
4.25	10.56	6.15	5.38	1.45	185.0	Ar Spartanburg	"	Lv	1.40	4.28	5.22	10.47	2.07
7.30	12.22	8.12	7.13	3.40	260.0	Ar Charlotte, N. C.	"	Lv	11.05	3.00	3.50	9.00	12.20
				9.00	0.0	Lv Atlanta (Union Station)	GarR	Ar	7.00	5.15			
				1.30	2.45	Ar Augusta	"	Lv	2.20	12.05			
				2.00	4.10	Ar Augusta	ACL	Lv	1.25	9.10			
				5.40	7.24	Ar Sumter, S. C.	"	Lv	9.55	5.40			
				6.45	8.20	Ar Florence	"	Lv	8.50	4.40			
				10.40	277.0	Ar Wilmington, N. C.	"	Lv	5.05				

SOUTHERN ILLINOIS

READ DOWN

READ UP

The Meadow Lark 9	TABLE 3	The Meadow Lark 10
Daily	C & E I TRAINS	Daily
PM	Central Standard Time	AM
5.00	Lv Chicago, Dearborn Station	11.25
5.14	Chicago, 63rd Street	11.10
5.14	Kensington	
5.45	Thornton	10.40
6.12	Chicago Heights	
6.12	Crete	
6.41	Beecher	10.13
7.03	Momence	
7.03	St. Anne	
7.03	Marion	
7.03	Watseka	9.45
7.03	Hoopeston	9.23
7.03	Danville	8.57
7.03	Danville	8.45
7.03	Villa Grove	7.30
7.03	Villa Grove	7.25
7.03	West Ridge	
7.03	Tuscola	7.16
7.03	Bourbon	
7.03	Arthur	7.01
7.03	Cadwell	
7.03	Sullivan	6.46
7.03	Kirksville	
7.03	Findlay	
7.03	Shelbyville	6.25
7.03	Clarksburg	
7.03	Moccasin	
7.03	Altamont	
7.03	St. Elmo	5.42
7.03	St. James	
7.03	St. Peter	
7.03	Kinmundy	5.23
7.03	Lv Salem	5.02
7.03	Carlier	
7.03	Texico	
7.03	Mt. Vernon	4.38
7.03	Bonnie	
7.03	Whittington	
7.03	Benton	4.13
7.03	West Frankfort	4.00
7.03	Johnston City	3.54
7.03	Marion	3.44
7.03	Goreville	
7.03	Ar West Vienna, Illinois	3.15
AM		AM

NOTE: Motor service provided for revenue passengers between W. Vienna and Joppa—Consult Agent.

Nation-wide "Charge-it" Service—without deposit!

Honored by 50 Railroads

You're recognized as an old friend . . . when you use the "charge-it" service of your Rail Travel Card. Costs you nothing . . . saves time and trouble.


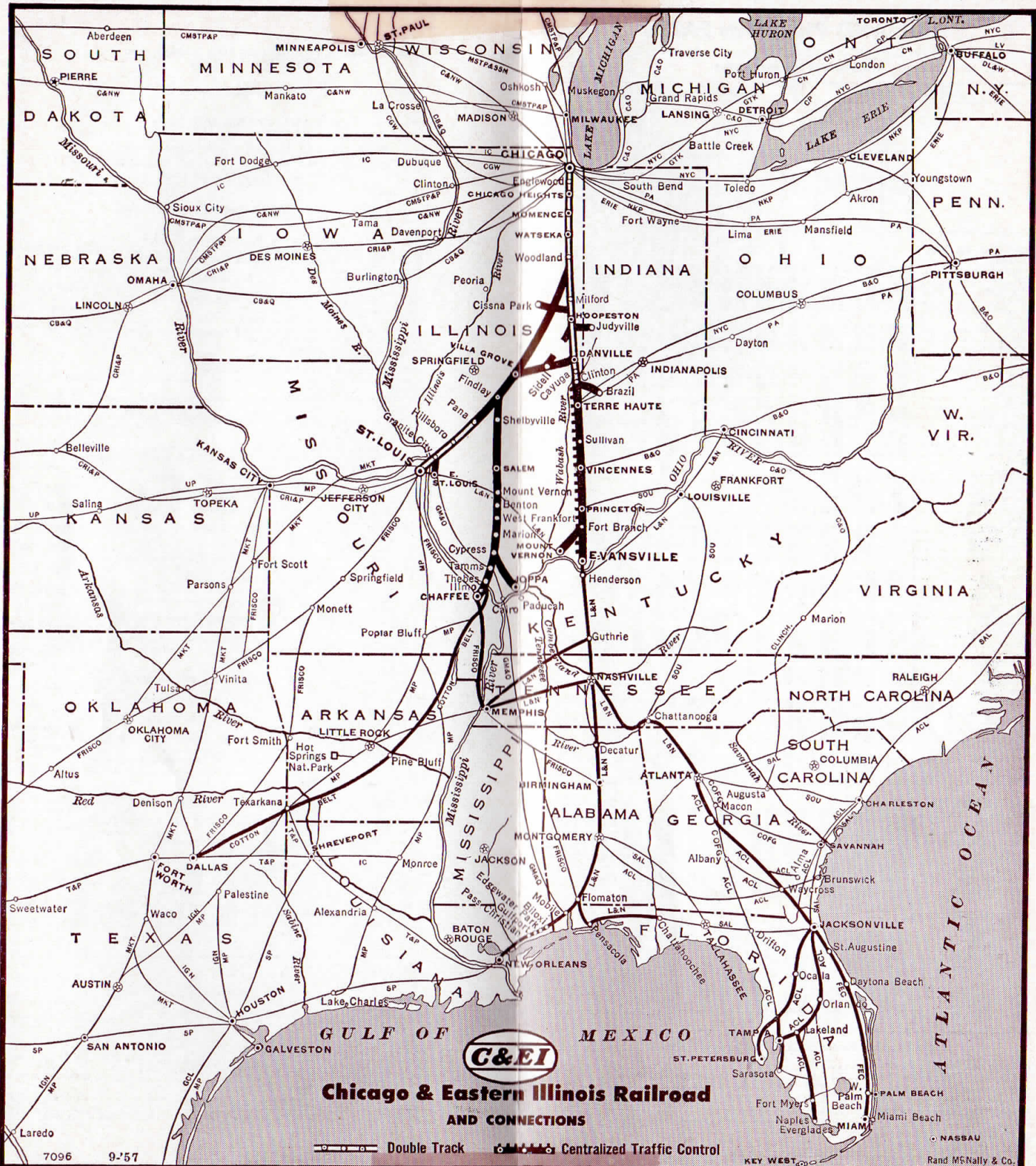
NO DEPOSIT REQUIRED!

for complete information and application blank, ask your railroad ticket agent or write

RAIL TRAVEL CREDIT AGENCY
Room 436, Union Station, Chicago 6, Ill.

PROTECT YOUR BAGGAGE

Before your trip starts, stop to insure your valuables against loss, theft or damages. St. Paul Fire & Marine Insurance Company policies on sale at most C&E I R.R. Stations.



**Chicago & Eastern Illinois Railroad
AND CONNECTIONS**

—●—●— Double Track ●●●● Centralized Traffic Control

7096 9-57

KEY WEST RAND McNALLY & Co.

RAIL AND PULLMAN FARES

Fares shown below are for information only and are subject to change
10% Federal Tax not included

GENERAL OFFICES: 332 South Michigan Ave.
CHICAGO 4, ILLINOIS

	RAIL TICKET FARES				SLEEPING CAR FARES (One Way)							
	First Class Pullman Fares Additional		Coach Class		Lower Berth	Room-ette	Bedroom		Compart-ment	Drawing Room	Bedroom Suite	
	One Way	Round Trip	One Way	Round Trip			One Person	One Person				Two or More Persons
CHICAGO, ILL. TO:												
Alabama												
Birmingham	\$26.96	\$48.55	\$19.50	\$35.10	\$ 9.15	\$12.80	\$17.50	\$21.95	\$30.65	\$34.95		
Decatur	23.37	42.10	16.94	30.50	7.95	11.10	15.10	17.50	19.00	26.50	30.25	
Florence	36.17	65.15	26.07	47.00	10.70	15.10	20.40	23.65	25.75	35.95	40.90	
Mobile	36.29	65.35	27.36	49.25	11.55	16.30	22.00	25.65	27.75	38.75	44.05	
Montgomery	31.08	55.95	22.43	40.40	10.00	13.90	19.05	22.00	24.00	33.50	38.05	
Florida												
Jacksonville	45.46	81.85	32.66	58.80	13.90	19.60	26.50	30.65	33.45	46.65	53.05	
Miami	61.02	109.85	43.78	78.85	17.55	24.40	33.25	38.50	42.05	58.70	66.50	
Pensacola	38.09	68.60	27.44	49.40	12.00	16.80	22.80	26.45	28.90	40.25	45.60	
Georgia												
Albany	37.64	67.80	27.14	48.90	12.00	16.80	22.80	26.45	28.90	40.25	45.60	
Atlanta	35.53	65.00	25.02	46.80	10.00	13.90	19.05	22.00	24.00	33.50	38.05	
Augusta	37.82	68.10	27.44	49.05	11.55	16.30	22.00	25.50	27.75	38.75	44.05	
Columbus	33.40	60.15	21.41	43.40								
Dalton	26.37	47.55	19.03	34.30	7.95	11.10	15.10	17.50	19.00	26.50	30.25	
Gainesville	32.80	59.15	23.63	42.60								
Macon	34.29	61.75	24.69	44.45	10.70	15.10	20.40	23.65	25.75	35.95	40.90	
Marietta	28.68	53.50	21.41	38.60	9.65	13.45	18.40	21.20	23.20	32.35	36.75	
Savannah	42.43	76.40	30.51	54.95	12.85	17.95	24.40	28.25	30.90	41.10	48.90	
Waycross	42.27	76.10	30.41	54.75	12.85	17.95	24.40	28.25	30.90	43.10	48.90	
Illinois												
Benton	11.52	20.75	8.27	14.90								
Danville	4.77	8.60	3.44	6.20								
Marion	12.22	21.80	8.75	15.80								
M. Vernon	10.67	19.25	7.60	13.80								
St. Salem	9.85	17.75	7.02	12.65								
Indiana												
Evansville	11.14	20.10	7.93	14.30	6.10	8.50	11.45	13.40	14.55	20.30	22.95	
Princeton	10.04	18.10	7.17	12.95	6.10	8.50	11.45	13.40	14.55	20.30	22.95	
Terre Haute	6.89	12.45	4.97	8.95	6.10	8.50	11.45	13.40	14.55	20.30	22.95	
Vincennes	9.07	16.35	6.47	11.65	6.10	8.50	11.45	13.40	14.55	20.30	22.95	
Kentucky												
Henderson	11.99	21.65	8.78	15.85	6.10	8.50	11.45	13.40	14.55	20.30	22.95	
Hodinsville	15.17	27.40	11.06	19.95	6.10	8.50	11.45	13.40	14.55	20.30	22.95	
Madisonville	13.69	24.70	9.99	18.95	6.10	8.50	11.45	13.40	14.55	20.30	22.95	
Louisiana												
New Orleans	36.29	65.35	27.51	49.55	12.00	16.80	22.80	26.45	28.90	40.25	45.60	
Mississippi												
Bay St. Louis	36.29	65.35	27.51	49.55	12.00	16.80	22.80	26.45	28.90	40.25	45.60	
Biloxi	36.29	65.35	27.51	49.55	11.55	16.30	22.00	25.50	27.75	38.75	44.05	
Gulfport	36.29	65.35	27.51	49.55	11.55	16.30	22.00	25.50	27.75	38.75	44.05	
North Carolina												
Charlotte	41.23	74.25	29.63	53.35								
Wilmington	49.16	88.50	35.30	63.55								
South Carolina												
Florence	45.25	81.45	32.64	58.60	12.85	17.95	24.40	28.25	30.90	43.10	48.90	
Greenville	37.10	66.90	26.71	48.20								
Seneca	35.41	65.85	25.61	46.80								
Spartanburg	38.05	68.50	27.36	49.25								
Sumter	43.55	78.50	31.34	56.45								
Tennessee												
Chattanooga	24.73	44.55	17.87	32.20	7.95	11.10	15.10	17.50	19.00	26.50	30.25	
Nashville	18.21	32.80	13.23	23.85	6.10	8.50	11.45	13.40	14.55	20.30	22.95	
Tullahoma	21.19	38.20	15.26	27.70	7.05	9.95	13.40	15.40	16.85	23.50	26.70	
DANVILLE, ILL. TO:												
Atlanta, Ga.	25.76	46.40	18.65	33.60	8.30	11.60	15.85	18.40	19.95	27.90	31.65	
Biloxi, Miss.	32.42	58.40	23.43	42.20	10.00	13.90	19.05	22.00	24.00	33.50	38.05	
Chattanooga, Tenn.	19.96	35.95	14.49	26.10	7.05	9.85	13.40	15.40	16.85	23.50	26.70	
Jacksonville, Fla.	40.69	73.25	29.29	52.75	12.85	17.95	24.40	28.25	30.90	43.10	48.90	
Miami, Fla.	55.90	101.60	40.17	73.05	16.70	23.30	31.60	36.70	40.05	55.90	63.25	
Mobile, Ala.	31.48	56.70	22.68	40.85	10.00	13.90	19.05	22.00	24.00	33.50	38.05	
Montgomery, Ala.	26.31	47.40	19.04	34.50	8.50	11.60	15.85	18.40	19.95	27.90	31.65	
Nashville, Tenn.	13.44	24.20	9.95	17.75	6.10	8.50	11.45	13.40	14.55	20.30	22.95	
New Orleans, La.	32.42	58.40	23.43	42.20	10.00	13.90	19.05	22.00	24.00	33.50	38.05	
TERRE HAUTE, IND. TO:												
Atlanta, Ga.	23.63	42.55	17.14	30.90	7.95	11.10	15.10	17.50	19.00	26.50	30.25	
Biloxi, Miss.	31.46	56.65	22.46	40.45	10.00	13.90	19.05	22.00	24.00	33.50	38.05	
Chattanooga, Tenn.	17.83	32.10	12.98	23.40	6.10	8.50	11.45	13.40	14.55	20.30	22.95	
Jacksonville, Fla.	38.66	69.45	27.77	50.00	12.00	16.80	22.80	26.45	28.90	40.25	45.60	
Miami, Fla.	53.77	97.45	38.66	70.00	15.45	21.75	28.50	34.05	37.05	51.70	59.00	
Mobile, Ala.	29.35	52.85	21.17	38.15	10.00	13.90	19.05	22.00	24.00	33.50	38.05	
Montgomery, Ala.	24.19	43.55	17.54	31.60	7.95	11.10	15.10	17.50	19.00	26.50	30.25	
Nashville, Tenn.	11.31	20.40	8.43	15.05	6.10	8.50	11.45	13.40	14.55	20.30	22.95	
New Orleans, La.	31.46	56.65	22.46	40.45	10.00	13.90	19.05	22.00	24.00	33.50	38.05	

Pullman Seat Fares—10% Federal Tax not included

Chicago and Danville, Illinois	\$1.15	Danville and Evansville, Indiana	\$1.50
Chicago and Terre Haute, Indiana	1.50	Danville and Vincennes, Indiana	1.25
Chicago and Sullivan, Indiana	1.80	Terre Haute and Evansville, Indiana	1.15
Chicago and Vincennes, Indiana	2.00		
Chicago and Evansville, Indiana	2.00		

① Via Atlanta and Southern Ry.
② Via Atlanta and Augusta.

D. O. MATHEWS, President

G. A. CRAIG, Vice-President—Traffic
H. G. FETH, Vice-President—Coal Traffic
W. H. ROGERS, Assistant Vice-President—Traffic
R. B. LEWIS, Traffic Manager—Pass., Mail, Baggage, Expr.
S. J. IVES, General Passenger Agent

TRAFFIC REPRESENTATIVES TO SERVE YOU

ATLANTA 3, GA. —916-17 Healy Building, 57 Forsyth St., N.W.— J. C. Welch, Freight Sales Manager.....	Jackson 2-3752
BIRMINGHAM 3, ALA. —Room 414, Brown-Marx Building, 2000 First Ave., North— H. L. Southerland, Freight Sales Manager.....	Alpine 1-6313
BOSTON 8, MASS. —513 Old South Building, 204 Washington Street— J. V. Swartz, Freight Sales Manager.....	Liberty 2-4769
BUFFALO 3, N. Y. —146 Ellicott Square, 295 Main Street— R. W. Zemple, Freight Sales Manager.....	Washington 2665
CHICAGO 4, ILL. —332 South Michigan Avenue H. O. Keys, Assistant General Passenger Agent..... D. F. Woods, General Freight Sales Manager..... H. H. Olmsted, Freight Sales Manager..... W. H. Elliott, Manager, Reservation Bureau. Dearborn Station—Polk and Dearborn Streets, Zone 5— W. E. Mischnek, Ticket Agent..... 63rd Street Station—63rd & Wallace— S. S. Nielsen, Agent.....	Webster 9-4343 Wentworth 6-3503 Harrison 7-2203
Hotel Ticket Offices: Palmer House, Morrison Hotel, Prudential Building, Knickerbocker Hotel, Conrad Hilton Hotel and Merchandise Mart. J. J. Fressle, Agent.	
CHICAGO HEIGHTS, ILL. — R. E. Cowger, Ticket Agent, Depot Court.....	Skyline 4-0159
CINCINNATI 2, OHIO —320 Dixie Terminal Building, 4th & Walnut Streets— R. E. Gotshall, Freight Sales Manager.....	Garfield 1-8862
CLEVELAND 13, OHIO —1116 Terminal Tower, 50 Public Square— Wilbert E. Scheel, Freight Sales Manager.....	Cherry 1-2391
DALLAS 4, TEXAS —1017 Kirby Building, 1500 Main Street— W. J. Wiggins, Freight Sales Manager.....	Riverside 2-5899
DANVILLE, ILL. —317 East North Street— H. Zink, Freight Sales Manager.....	Hickory 2-0326
Passenger Station—East Fairchild Street— L. R. Burke, Ticket Agent.....	Hickory 2-0084
DETROIT 2, MICH. —5,253 General Motors Building, 3044 West Grand Boulevard— W. P. Coleman Jr., Freight Sales Manager.....	Trinity 5-5050
EVANSVILLE, IND. —28 South East Eighth Street, Zone 8— L. E. Kilmer, Freight Sales Manager..... Union Station—Fulton and Ohio Streets.....	Harrison 3-4405 Harrison 5-5238
M. D. Finnegan, Ticket Agent.	
HOUSTON 2, TEXAS —Room 911, Bankers Mortgage Building, 708 Main Street— N. L. Cullum, Freight Sales Manager.....	Fairfax 3-0732
JACKSONVILLE 2, FLA. —1308-1309 Florida Title Building, 110 West Forsyth Street— H. P. McKemie, Freight Sales Manager.....	Elgin 6-6857
KANSAS CITY 5, MO. —1028 Dwight Building— M. H. Gill, Freight Sales Manager.....	Harrison 1-8447
LOS ANGELES 14, CAL. —709 Hollingsworth Building, 606 South Hill Street— B. A. Logan, Freight Sales Manager.....	Madison 3-6919
LOUISVILLE 2, KY. —228-A Heyburn Building, 332 West Broadway— C. J. Cunningham, Freight Sales Manager.....	Juniper 4-7942
MEMPHIS 3, TENN. —1016-1017 Exchange Building, 130 Madison Avenue— E. G. Kasper, Freight Sales Manager.....	Jackson 6-7878
MIAMI, FLA. —Room 209, Webb Bldg., 1400 N.E. 125th St., North Miami, Fla. C. E. Healey, Freight Sales Manager.....	Plaza 8-0821
MILWAUKEE 3, WIS. —1001 Majestic Bldg., 231 W. Wisconsin Avenue— M. L. Rumpf, Freight Sales Manager.....	Broadway 6-4862
MINNEAPOLIS 2, MINN. —960 Rand Tower— B. H. Ockey, Freight Sales Manager.....	Federal 9-3316
NASHVILLE 3, TENN. —1130 Third National Bank Building, 170 4th Avenue, North— W. C. Stephens, Freight Sales Manager.....	Alpine 6-8823
NEW ORLEANS 12, LA. —811 Pere Marquette Building, 150 Baronne Street— F. V. Towle, Freight Sales Manager.....	Jackson 5-2600
NEW YORK 7, N. Y. —1144 Woolworth Building, 233 Broadway— W. H. Peaker, Jr., General Freight Sales Manager..... W. M. Slavik, Freight Sales Manager.....	Courtland 7-0923
PHILADELPHIA 9, PA. —Room 2328, 123 South Broad Street— R. S. Burns, Freight Sales Manager.....	Kingsley 5-7848
PITTSBURGH 22, PA. —1722 Oliver Building, 535 Smithfield Street— L. I. Pletz, Freight Sales Manager.....	Atlantic 1-0845
PORTLAND 5, ORE. —1402 American Bank Building, 621 S.W. Morrison Street— Robert J. Grant, General Freight Sales Manager.....	Capitol 8-0773
J. P. Maddox, Freight Sales Manager.	
ST. LOUIS 3, MO. —Room 1114, 1218 Olive Street— A. R. Bruce, General Freight Sales Manager..... F. R. McCoy, Freight Sales Manager.....	Chestnut 1-7200
SAN FRANCISCO 5, CAL. —1081 Monadnock Bldg. T. J. White, Freight Sales Manager.....	EXbrook 7-6338
SEATTLE, WASH. —7102 19th St., S.W. Lynnwood, Wash.— R. E. Martin, Freight Sales Manager.....	Prospect 8-2553
TERRE HAUTE, IND. —2301 South 19th Street— T. A. Cronin, Freight Sales Manager..... Union Station—North Ninth Street	Crawford 2900
M. M. Previtt, Ticket Agent.....	
TORONTO 1, ONT. —Room 401, 69 Yonge Street— M. E. Whalen, Freight Sales Manager.....	Crawford 1379 Empire 6-2178
TULSA 3, OKLA. —526 Kennedy Building, 321 South Boston Avenue— C. E. Combs, Freight Sales Manager.....	Diamond 3-8613
VINCENNES, INDIANA —Union Station W. R. Padgett, Ticket Agent.....	Tuxedo 2-2027
WASHINGTON 5, D. C. —301 Shoreham Building— J. H. Lamson, Freight Sales Manager.....	Sterling 3-5868



Chicago & Eastern Illinois Railroad



FREIGHT SCHEDULES

BETWEEN

CHICAGO — — — — EVANSVILLE

SOUTH BOUND

	No. 83	No. 57
Lv. Chicago, Ill.	7.00 AM	8.00 PM
Lv. Chicago Heights, Ill.	7.15 AM	8.15 PM
Ar. Princeton, Ind.	3.15 PM	
Ar. Evansville, Ind.	5.00 PM	5.00 AM

TO AND FROM
THE
SOUTH
AND
SOUTHEAST

NORTH BOUND

	No. 84	No. 58
Lv. Evansville, Ind.	1.00 PM	2.00 AM
Lv. Princeton, Ind.		3.30 AM
Ar. Chicago Heights, Ill.	11.15 PM	5.45 PM
Ar. Chicago, Ill.	11.30 PM	6.00 PM

BETWEEN

CHICAGO — — — — ST. LOUIS

CHICAGO TO ST. LOUIS

	No. 61	No. 65
Lv. Chicago	1.00 PM	10.00 PM
Ar. St. Louis (Yard)	11.45 PM	7.00 AM

TO AND FROM
THE
SOUTHWEST
AND
WEST

ST. LOUIS TO CHICAGO

	No. 62	No. 64
Lv. St. Louis (Yard)	1.15 PM	8.00 PM
Ar. Chicago	1.00 AM	7.00 AM

BETWEEN

CHICAGO — — — — SOUTHERN ILLINOIS

Nos. 61-163		Nos. 164-62
1.00 PM	Lv. CHICAGO, ILL. Ar.	1.00 AM
1.00 AM	Ar. SALEM, ILL. Lv.	7.00 AM

Freight Service To And From The Southwest And West Coast Is Available Via M-I at Salem, Ill.;
The Mo. Pacific Cotton Belt At Thebes, Ill.—Via The Frisco—To The South—At Chaffee, Mo.

PIGGY-BACK

COMMON MOTOR CARRIER SERVICE BETWEEN CHICAGO—EVANSVILLE—ST. LOUIS
ALSO C & E I RAIL BILLED, TRAILER-ON-FLAT-CAR SERVICES
To and From Points Beyond St. Louis, Evansville and Chicago Gateway