

EASTERN DISTRICT
Bridge Subdivision
NEBRASKA DIVISION

Tenant Line Rules



Effective 12:01 A.M., Nov. 15, 1983

M. E. MERRITT
General Manager

C. E. O'HARA
General Superintendent

R. L. GREEN
Division Superintendent

J. E. DENNIS, Division Asst. Supt. Council Bluffs, Ia.
 B. H. DOXEY, Terminal Supt. Council Bluffs, Ia.
 A. C. THRAEN, Asst. Term. Supt. Council Bluffs, Ia.
 M. L. CARTER, Term. Trainmaster Council Bluffs, Ia.
 D. R. HEGARTY, JR., Term. Trainmaster Council Bluffs, Ia.
 T. J. RICHARDS, Term. Trainmaster Council Bluffs, Ia.

Employees whose duties are in any way affected must have a copy of these rules in their possession while on duty on Bridge Subdivision.

The rules herein set forth are for the government of employes of tenant lines operating on Bridge Subdivision, Nebraska Division of Union Pacific. Except for the rules provided herein, employes of tenant lines will be governed by the rules of the railroad by which they are employed.

These rules take effect Oct. 15, 1983, superseding all previous rules and special instructions not consistent therewith.

Special instructions may be issued by proper authority.

M. E. MERRITT
GENERAL MANAGER

LIMITS OF BRIDGE SUBDIVISION

Council Bluffs

Main Street at 10th Ave.
 9th Street at Union Ave.
 Iowa RR Jct. and West Switch, Gilmore
 ICG Junction
 BN Junction

Omaha

Summit and M.P. 5.5 Lane Cut-off
 Mo. Pac. Jct. (near Cass St.) and Gilmore Junction West Switch
 End of Carter Lake Track and Douglas Street
 End of Industrial Track and Carter Lake Track

NO. MAIN TRACKS	LOCATIONS	MILE POST
FIVE	M.P. 0.5 COUNCIL BLUFFS EAST END MO. RIVER BRIDGE	0.5 Interlocking 2.1 Interlocking
TWO	WEST END MO. RIVER BRIDGE	2.4 Interlocking
FOUR	TOWER "B" OMAHA 20TH STREET SUMMIT	3.1 Interlocking 3.9 Interlocking 5.1 Interlocking
TWO DOUBLE TRACK	SOUTH OMAHA GILMORE JCT.	A- 6.4 A-11.0 Interlocking

Rule 261 in effect on main tracks between M.P. 0.5, Council Bluffs and 20th Street and on main tracks 1 and 2 between 20th Street and Summit. Rule 251 in effect on main tracks 3 and 4 between 20th Street and Summit and on double track between Summit and Gilmore Jct.

Interlocking control operators located at Tower B, Omaha.

SPEED RESTRICTIONS

	MPH
Following speed restrictions apply on Bridge Subdivision:	
Between 21st Street & M.P. 0.5 Main Tracks 1 & 2, Co. Bluffs.....	15
Between M.P. 0.5 and west end Missouri River Bridge, M.P. 2.4.....	25
Between west end Missouri River Bridge, M.P. 2.4 & Summit.....	40
Main Tracks 3, 4, 5, Council Bluffs.....	15
Main Tracks 3 and 4, Omaha.....	25
Over street crossings, Council Bluffs.....	15
Over street crossings, Omaha.....	25
Balloon Tracks.....	5
When using No. 20 Turnouts.....	40
When using No. 14 Turnouts.....	20
When using other Turnouts.....	15
All other tracks.....	15

GENERAL RULES

G. The use of alcoholic beverages, marijuana or other illegal drugs by employes subject to duty is prohibited.

Being under the influence of alcoholic beverages, marijuana or other illegal drugs while on duty or on company property is prohibited.

The use or possession of alcoholic beverages, marijuana or other illegal drugs while on duty or on company property is prohibited.

Being under the influence of prescribed drugs which affect alertness, coordination or reaction response in an unsafe manner while on duty or on company property is prohibited.

M (R). Train and engine service employes must not occupy the roof of any freight car or caboose under any circumstances. Other employes whose duties require them to occupy the roof of a car or caboose may do so only when equipment is standing.

DEFINITION:

RESTRICTED SPEED. — Proceed prepared to stop short of train, engine, obstruction or switch not properly lined and be on lookout for broken rail or anything that may affect movement of train or engine but a speed of 20 MPH must not be exceeded.

TIME-TABLES

4 (RN-B). There is no time-table in effect on Bridge Subdivision. Regular trains will respect time shown in the time-table of their own railroad at stations on Bridge Subdivision.

SIGNALS

7 (B). Rear view mirror must not be used for observing hand signals or conditions when making couplings or back-up movements.

FUSEES

11. A train or engine finding a burning fusee on or near its track must stop before passing the fusee and may then proceed not exceeding 20 MPH for at least one-half mile and as much slower as necessary to be able to stop short of train or obstruction.

A train or engine finding a burning fusee beyond the nearest rail of an adjacent track need not stop, but must proceed not exceeding 20 MPH for at least one-half mile after passing the fusee.

RED FLAG OR RED LIGHT

12. A train or engine finding a red flag or a red light on or near the track must stop before any part of the train or engine passes the red signal, and must not proceed until proper verbal information as to the cause for the red signal is received, or a proceed signal given with a yellow flag or yellow light is received, or written instructions are found with the red signal.

WHISTLE SIGNALS

Sound	Indication
14(a) Succession of short sounds	Apply brakes. Stop. To be used when an emergency exists to call for brakes to be applied on moving train or cars, or when necessary to signal other movements to stop. Other trains or engines hearing this signal must stop at once and must not proceed until it has been determined that it is safe to do so.

ROTATING AMBER AND STROBE LIGHTS

17 (F). Revolving amber and strobe lights on locomotives so equipped must be burning both day and night as follows:

On road engines when engine is moving, except on trailing units in multiple consist. Light must be extinguished when stopped clear of the main track to meet a train.

On yard engines when moving in a street and when approaching or passing over public or private crossings.

SUPERIORITY OF TRAINS

71 (R). There is no superiority of trains on the Bridge Subdivision.

MOVEMENTS IN YARDS

93 (R). Union Pacific Operating Rule 93 is revised as follows:

Yard limits will be designated in timetable and the yard limits indicated by "Yard Limit" signs.

Within yard limits the main track may be used without authority conferred by timetable, train order or clearance.

Within yard limits all trains and engines, except first class trains, must move prepared to stop short of train, engine or cars and prepared to stop within one-half the range of vision but not exceeding 20 MPH except when main track is known to be clear by block signal indication. NOTE: Known to be clear by block signal indication means only when the signal displays a green aspect.

Within yard limits where the main track is protected by a continuous block signal system, protection against other trains or engines is not required.

Within yard limits where the main track is not protected by continuous block signal system protection as prescribed by Rule 99 must be provided against first class trains.

A train or engine must not move against the current of traffic within yard limits unless authorized by yardmaster or by train dispatcher where there is no yardmaster and provision has been made for protection of the movement. When moving against the current of traffic all trains and engines must move prepared to stop within one-half the range of vision but not exceeding 20 MPH.

Second class trains, extra trains and engines must avoid delay to first class trains within yard limits.

RAILROAD CROSSINGS AND JUNCTIONS

98 (A). At a railroad crossing not protected by interlocking or automatic interlocking signals, trains and engines must stop before passing stop sign. When view is obscured so that at least 200 feet of the other railroad on each side of crossing cannot be seen from point where train or engine is stopped, a member of crew must be sent to crossing to give proceed signal when safe to proceed. The train or engine must not proceed until proceed signal has been received.

Where a railroad crossing is protected by a gate, if gate is set against the route to be used, train or engine must stop and remain not less than 50 feet from the crossing until the gate is secured against the other route.

98 (B). At a railroad crossing, trains or engines must not be permitted to stand across the tracks of a conflicting route or foul of such tracks, if it can be avoided.

98 (C). At a railroad crossing at grade protected by signals, trains, engines or cars must not be left standing between the opposing home signals unless length of consist extends beyond one of those signals.

98 (RN-1). Trains and engines must be governed by the following at the railroad crossings and junctions indicated:

Location	Railroad Crossed, or, Junction With	Trains Which Have Precedence	How Governed
12 Street and Union Ave. Council Bluffs	C. & N.W. (Crossing)	U.P.	Stop signs
3rd Ave. and Union Ave. Council Bluffs	C. & N.W. (Junction)	C. & N.W.	Stop signs
4th Ave. and Union Ave. Council Bluffs	I.C.G. (Crossing)	U.P.	Stop signs.
On Union Ave. between 4th Ave. and 5th Ave., Co. Bluffs	I.C.G. (Junction)	C. & N.W. and I.C.G.	Stop signs.
5th Ave. and Union Ave., Council Bluffs.	B.N. and ICG (Crossings)	U.P.	Stop signs.
10th Ave. between Main St. and 6th St., Council Bluffs.	B.N. (Crossing)	B.N.	Stop signs.
10th and Union Avenues	C. & N.W. (Junction)	U.P.	Stop sign on eastward track
12th St. and 10th Ave., Council Bluffs.	C. & N.W. (Crossing)	C. & N.W.	Stop signs.
6th St., Omaha, Lininger track	B.N.	B.N.	Gate.
20th Street	C. & N.W.		Interlocking
Summit	C. & N.W. cross-overs between tracks 1, 2, 3 and 4.		Interlocking
N St., South Omaha			Rule 98 (RN-2).
Gilmore Junction.	B.N. and Mo. Pac. (Junction)		Interlocking. Control Operator — Tower B
Between Hall Ave. and Burdette St., at 11th St.	I.C.G. (Crossing)	U.P.	Gate.
Between Harney St. and Howard St. on 5th Street.	B.N. (Crossing)	U.P.	Automatic Interlocking. Rules 612 and 98(RN-3).

98 (RN-2). Trains and engines must approach all junction points expecting to find trains entering or leaving Bridge Subdivision main tracks or running tracks.

Between L Street and Q Street, South Omaha, trains entering Bridge Subdivision must not occupy main track without authority from Bridge Dispatcher and will be governed by Rules 516, and 516(R).

98 (RN-3). At Omaha, movements over B. N. crossing on Fifth Street between Howard Street and Harney Street are governed by indication of automatic interlocking signals. In addition to Operating Rule 612 the following will govern:

When a movement approaching crossing enters clearing section, if there is no conflicting movement, signal will display aspect permitting movement to proceed. If movement is delayed after entering approach section, signal may resume Stop indication at expiration of time interval.

Approach clearing section must not be occupied unnecessarily by standing engine or cars.

EMERGENCY STOPS

102 (R). Union Pacific Operating Rule 102 is revised as follows:

When a train is disabled or stopped suddenly by an emergency brake application or other causes, a lighted red fusee must be immediately displayed on adjacent tracks which may be obstructed, including tracks of other railroads, at front and rear of train and flag protection as required by Rule 99 must be provided in both directions. After lighted fusee has been displayed at front of train, headlight must be extinguished. Concurrently, prompt radio transmission must be made stating exact location and status of train. This transmission must be repeated at least two times. Trains approaching disabled train must move at restricted speed and be prepared to stop for flagman or obstruction.

Flagmen must not be recalled until it is known that adjacent tracks are not obstructed or first train has been stopped on each of the adjacent tracks which may be obstructed or when control operator advises he has provided protection against all trains moving towards the disabled train.

In Rule 251 territory, if disabled train was moving with the current of traffic, rear flagman must not be recalled until train dispatcher advises there are no trains moving against the current of traffic on adjacent track.

Before proceeding, it must be determined by inspection that the train involved and the track to be used are safe for movement. A train on an adjacent track must not pass the disabled train unless preceded by a flagman or they have been assured by the conductor of the disabled train that the track is clear and it is safe to proceed.

PUBLIC CROSSINGS

103 (RNB). At South Omaha, automatic crossing signals and gates are in service at Washington Street, and automatic crossing signals at Madison Street.

Cars must not be left standing on bonded portion of these tracks which extends 50 feet on each side of these crossings.

Before moving over these crossings, switching movements in either direction on Long Track, Hold Track, or industry track which parallels eastward main track, must stop not less than 50 feet from crossing, and in proceeding must keep careful lookout for highway traffic.

MOVEMENT ON TRACKS OTHER THAN MAIN TRACKS

105. Except where movement is governed by signal indication, trains or engines using any track other than a main track must move prepared to stop short of a train, engine or obstruction or a switch not properly lined.

SUPERINTENDENT BULLETINS

109. Bulletins affecting movement or safety of trains will be issued by the superintendent. They will be furnished to tenant lines to be posted at locations where tenant line employees report for duty. Such employees must acknowledge bulletins as prescribed by the rules of the company by which employed and will be responsible for compliance with the requirements of bulletins.

CURRENT OF TRAFFIC

D-151 (RNB). Current of traffic is established as follows:

Main track 3, between 20th Street and Summit — Westward.

Main track 4, between Summit and 20th Street — Eastward.

On double track between Summit and Gilmore Jct., trains and engines must keep to the right.

When authorized by bridge dispatcher, movements may be made against current of traffic without being preceded by flagman, except when moving over a public crossing protected by automatic signals or gates.

On Running Tracks 7 and 8 between 20th Street and cross-over to B.N. transfer south of Douglas Street, trains and engines must keep to the right. Eastward track is designated as Running Track 7, westward track as Running Track 8.

When authorized by bridge dispatcher, movements may be made against current of traffic on Running Tracks 7 and 8 between 20th Street and crossover to BN transfer south of Douglas Street without being preceded by flagman.

151 (RNB). On Bridge Subdivision between M.P. 0.5, Council Bluffs, and Summit, main tracks are numbered from north to south, the northern most main track being No. 1 Track.

GENERAL DESCRIPTION OF SIGNALS

Block signals and interlocking signals are of the color light type. Their aspects are shown by lights of the prescribed color as viewed from an approaching train and may be qualified by flashing of lights, or by number plate or letter plate.

Block and interlocking signals, as far as practicable, are located adjacent to or directly over the track which they govern.

Two signals may be bracketed and located on one supporting mast for displaying indications on two tracks, right hand signal governing right hand track and left hand signal the left hand track.

When a track intervenes between a signal and track governed, a stub post with a blue light at night, will be placed to the right of the signal.

Unless otherwise indicated, where two or more signals are located on the same mast, the upper signal will govern main route and the lower signal or signals will govern diverging route or routes.

At locations where one-unit or two-unit signal, located on signal bridge or mast is accompanied by a dwarf signal at the same location governing movements on the same track in the same direction, such dwarf signal is to be regarded as the lower unit of a two-unit or three-unit signal.

Stop signals are designated by the absence of number plates and may also be marked by a plate bearing the letter "A."

Stop-and-Proceed signals are designated by number plates.

Block signal numbers indicate their location approximately in miles and tenths according to mile posts. Signals governing eastward trains have even numbers and signals governing westward trains have odd numbers.

SIGNAL RULES

240 (RNB). On No. 1 and No. 2 tracks, between M.P. 2.4 and M.P. 5.3, a train or engine receiving Approach aspect (Rule 240-D) must proceed prepared to stop before any part of train or engine passes the next signal. Trains exceeding 20 M.P.H. must immediately reduce to that speed.

GENERAL SIGNAL RULES

242. Trains and engines must comply with the indications of all signals which govern their movements. In foggy or stormy weather, engineers must approach all signals with great care, stopping, when necessary, to determine the indication.

243. When a train or engine has passed a signal permitting it to proceed and is delayed in the block, it must proceed at restricted speed to the next signal or to a point where the track is seen to be clear to the next signal.

244. Engineers must bear in mind that even though a signal has displayed a Proceed indication, the next signal may change to display a restrictive indication while the train is between the two signals.

Engineers must be on the alert and prepared to respect whatever indication next signal in advance may give.

245. After stopping for a signal, two long sounds of engine whistle must be sounded when ready to proceed.

246. When block signal rules require movement at restricted speed through a block, speed must not be increased until after the rear of train has passed the next signal.

RULES GOVERNING THE MOVEMENT OF TRAINS IN THE SAME DIRECTION BY BLOCK SIGNALS

251. On portions of the railroad and on designated tracks so specified in the time-table, trains will run with reference to other trains in the same direction by block signals whose indications will supersede the superiority of trains.

252. The movement of trains will be supervised by the train dispatcher. Oral and message instructions issued by him must be complied with.

RULES GOVERNING OPPOSING AND FOLLOWING MOVEMENT OF TRAINS BY BLOCK SIGNALS

261. On portions of the railroad and on designated tracks so specified in the time-table, trains will be governed by block signals, whose indications will supersede the superiority of trains for both opposing and following movements on the same track.

262. The reverse movement of a train or engine must not be made except by signal indication, without permission of control operator.

263. Movement of trains will be supervised by the train dispatcher who may also operate the control machine.

When the control machine is operated by other than the train dispatcher, the train dispatcher will issue necessary instructions to the control operator.

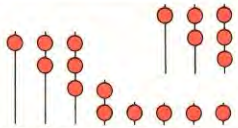
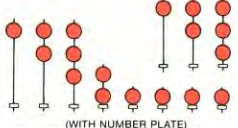

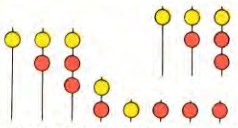
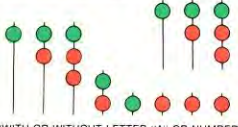

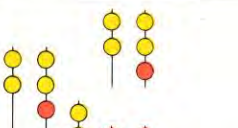
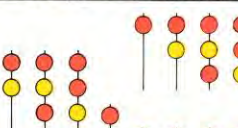
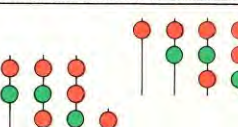

BLOCK AND INTERLOCKING SIGNAL INDICATIONS

Following symbols are used in diagrams of signal aspects:

To indicate number plate;

To indicate flashing light;

Aspects shown in Rules 240 C through 240 N pages 6 and 7 may be displayed on signals with or without a number plate on signal mast.

RULE	ASPECTS
240A	 <p>(WITH OR WITHOUT LETTER "A" PLATE)</p>
240B	 <p>(WITH NUMBER PLATE)</p>
240C	 <p>FLASHING RED LIGHT ON ANY SIGNAL</p>
240D	 <p>(WITH OR WITHOUT LETTER "A" OR NUMBER PLATE)</p>
240E	 <p>(WITH OR WITHOUT LETTER "A" OR NUMBER PLATE)</p>
240F	 <p>FLASHING YELLOW LIGHT ON ANY SIGNAL</p>
240G	 <p>(WITH OR WITHOUT LETTER "A" OR NUMBER PLATE)</p>
240L	 <p>(WITH OR WITHOUT LETTER "A" OR NUMBER PLATE)</p>
240M	 <p>(WITH OR WITHOUT LETTER "A" OR NUMBER PLATE)</p>
240N	 <p>LUNAR LIGHT ON ANY SIGNAL</p>

NAME	INDICATION
Stop	Stop before any part of train or engine passes the signal.
Stop and Proceed	Stop before any part of train or engine passes the signal then proceed at restricted speed through entire block.
Flashing Stop & Proceed	Stop before any part of train or engine passes the signal. Block occupied. Proceed at restricted speed.
Approach	Proceed prepared to stop before any part of train or engine passes the next signal. Trains exceeding 30 MPH must immediately reduce to that speed.
Clear	Proceed.
Approach Limited	Proceed. Speed passing next signal must not exceed 40 MPH.
Approach Diverging	Approach next signal prepared to proceed on diverging route at prescribed speed.
Diverging approach	Proceed on diverging route prepared to stop at next signal. Prescribed speed through turn-out. Trains exceeding 30 MPH must immediately reduce to that speed.
Diverging clear	Proceed on diverging route. Prescribed speed through turn-out.
Restricting	Proceed on route indicated at restricted speed.

DUAL CONTROL SWITCHES

275. When a train or engine is stopped by a signal governing movement over a dual control switch and no conflicting movement is evident, a member of the crew must immediately communicate with the control operator and be governed by his instructions. Such instructions must include information as to the route to be used.

When authorized to proceed, movement must be made at restricted speed to the next signal. Before proceeding, selector lever on all dual control switches over which movement is to be made must be placed in "HAND" position. Hand throw lever on each such switch must be operated until switch points are seen to move with the movement of the lever. Switches must be lined for the route to be used. As soon as leading wheels are 100 feet past the Stop signal, selector levers on all switches may be restored to "MOTOR" position and locked.

276. Dual control switches must not be operated by hand without authority from the control operator except when communication has failed.

When necessary to operate a dual control switch by hand to perform switching, the time switch may be used and the limits of the movement must be clearly stated and understood. When possible, first move must be made on signal indication.

Selector lever on all switches over which movement is to be made must then be placed in "HAND" position and must be left in that position until all movements have been completed.

After all movements have been completed, selector levers on all switches must be restored to "MOTOR" position and control operator must be so advised.

During the time selector lever is in "HAND" position, indications of Stop signals governing movement over the switch may be considered suspended, but all movements must be made at restricted speed.

276 (A). When communication has failed and it is necessary to operate a dual control switch by hand, if movement is to be made to a main track, switch must not be operated until five minutes after the selector lever has been placed in "HAND" position.

277. Except as provided in Rule 276, a train or engine must not make a reverse movement, or a forward movement after making a reverse movement, over a dual control switch, except on signal indication, or with permission from control operator.

278. When an employe's call light is displayed, any employe observing it, except those on moving trains, must communicate at once with the control operator.

AUTOMATIC BLOCK SIGNAL SYSTEM RULES

505. Automatic block signals, cab signals, or both, govern the use of blocks but, unless otherwise provided, do not supersede the superiority of trains; nor dispense with the use or the observance of other signals whenever and wherever they may be required.

512. When a train or engine is to enter a siding or yard track at a point where the switch to be used is not more than 500 feet beyond an automatic block signal displaying Stop or Stop-and-Proceed indication, it may pass such signal without stopping, provided the switch and derail are set for the movement and proper hand signal is received from trainman or yardman, but the movement must be made at restricted speed.

Exception: This rule does not apply at a signal which governs movement over a dual control switch.

516. Before fouling a main track at any switch operated by hand, train or engine must wait five minutes after any switch connected with the movement has been operated to establish block signal protection on the track to be used.

Exceptions: Movement may be made to a main track without waiting five minutes under the following conditions:

- On single track, if switch to be used is opened immediately after an opposing train has passed and other conditions permit;
- When block signal governing movement to the main track displays an indication to proceed;
- When block is occupied by a standing train, engine or cars and switch to be used is within the same block;
- When switch is equipped with electric lock or mechanical time lock and indication is received showing lock has released;
- When proceed signal is received from an employe assigned to handle

switches. Such employe must not give proceed signal until five minutes after switches have been properly lined.

- In CTC territory, when movement to the main track has been authorized by the control operator.

516 (R). When using facing point cross-over from any track to a main track in Automatic Block Signal territory, switch in track train or engine is on must be lined first, then wait five minutes before lining cross-over switch in main track to be used.

Exceptions to Rule 516 apply to this movement the same as at other hand operated switches.

518. Where a signal governs movement to a main track over a hand operated switch other than a spring switch, if signal displays Stop or Stop-and-Proceed indication after derail and switches have been lined for movement to main track, train or engine must wait five minutes, and, if conditions permit, may move to main track, complying with Rule 240 (B) on double track or Rule 509 on single track.

519. A train or engine entering a block between signals must proceed at restricted speed to the next signal in advance.

520. A train or engine having passed beyond the limits of a block, must not re-enter that block unless a member of the crew is sent far enough in advance of the movement to provide flag protection or the movement is authorized by the train dispatcher.

523. Light engines, trains of three cars or less, or cuts of less than four cars must not be permitted to stand on sanded rails on main track in block signal territory.

INTERLOCKING RULES

605. Interlocking signals govern use of routes of interlocking. For movements within interlocking limits, their indications supersede the superiority of trains, but do not dispense with use or observance of other signals whenever and wherever they may be required.

606. If a signal indication, permitting a train or engine to proceed, after being accepted, is changed to a Stop indication before it is reached, the stop must be made at once. Such occurrence must be reported to superintendent and signal supervisor.

609. When a train or engine has stopped for a signal displaying Stop indication at a manually controlled interlocking, and control operator is unable to clear the signal, train or engine must not proceed except as follows:

- When a proceed signal, given with a yellow flag or yellow light from the center of the track over which movement is to be made, is received.

Before giving such signal, the employe authorizing the movement must examine the route to be used and know it is safe for the movement. Hand signal must not be given until movement has come to a stop at the governing signal.

- At interlockings where distances make it impracticable for employe at control point to examine the route and give hand signal, train or engine may proceed on verbal authority from control operator. A member of crew must examine route and operate switches by hand as required, before proceeding.

Such movements must be made at restricted speed to the next signal or, if there is no other signal, through the interlocking limits.

610. Trains or engines stopped by the control operator in making a movement through an interlocking, must not move in either direction until they have received the proper signal from him.

611. A reverse movement within the limits of an interlocking or a forward movement after making a reverse movement, must not be made without the proper interlocking signal indication or permission from the control operator.

612. When a train or engine is stopped by an automatic interlocking signal and no immediate conflicting movement is evident, a member of the crew must operate the time release. If signal does not change its indication at expiration of time release interval, train or engine may then proceed on hand signal from a member of the crew at the crossing if there is no train or engine approaching on conflicting route.

If a train or engine is approaching on a conflicting route, hand signal to proceed must not be given until such movement has been completed over the crossing or has come to a stop at the governing signal and a thorough understanding has been reached with the other crew.

Where indicator lights are provided in release boxes and such lights are illuminated, they will denote that signals on routes indicated are displaying Stop.

RAILROAD RADIO RULES

659. Radio communication must not be used to avoid compliance with any railroad operating rule. The use of citizen band radios for railroad operating purposes is prohibited.

661. Radio communication may be used instead of hand signals for communicating signals to convey required information. When train or engine movements are to be made in response to radio communication, such as switching operations, picking up or setting out cars, specific instructions must be given for each movement. When backing or shoving train, engine or cars, distance of movement must be specified and movement must be stopped in one-half the remaining distance unless additional instructions are received.

662. Employees on trains must not ask, and employees at stations or other locations must not advise the indication of fixed signals, nor may such information be passed from one train to another train by radio.

Unless specifically authorized by operating rules, radio must not be used to convey instructions which would override the indication of a fixed signal.

664. When radios are manned they must be turned on to the appropriate channel with volume adjusted to receive communications. When radios are not manned, or when employees are not in position to receive radio calls, battery-operated radios must be turned off to save battery power.

666. Employees transmitting or responding to a radio communication must begin with the required identification which must include occupation and the following in the order listed:

Base or wayside stations:

- (a) Name or initials of the railroad.
- (b) Name of office or other unique designation of the station and location of the station.

Mobile units:

- (a) Name or initials of the railroad.
- (b) Train or engine number, or words that identify the precise mobile unit.

In all yard operations, after initial required identification is established, short identifications may be used.

To indicate that a transmission is ended and that a response is expected, the transmitting employee must say "Over." To indicate that a transmission is ended and that no response is expected, the transmitting employee must state his identification and say "Out".

"UP train dispatcher Cheyenne calling Engineer UP Extra 3201 West, over."

"Engineer UP train No. 278 calling UP yardmaster Pocatello, over."

"Conductor UP Extra 2820 West calling Engineer UP Extra 2820 West, over."

"UP General Foreman A. B. Smith at M.P. 107 calling Engineer UP Extra 3002 West, over."

Examples of short identification:

"UP Engine 2820."

"UP 2820."

"Yardmaster to UP 3200."

"Engineer UP 3003."

TRAIN AND YARD SERVICE

803. Where a yardmaster is on duty, the general direction and supervision of the yard is his responsibility. At such locations, employees in train, engine and yard service must comply with his instructions.

804 (D). Blind shoves must not be made on any track. When shoving cars, it must be known there is sufficient room to hold the cars. Cars must not be shoved out to foul other tracks unless an authorized employee is protecting the movement. Before shoving cars, the cars must be coupled and slack stretched to insure that all couplings are made.

805 (A). Yardmasters must be notified sufficiently in advance of the arrival of loads exceeding 12 feet in width so that they may take necessary action to safeguard movement of such cars in yards. Yardmasters must, in turn, notify yard crews concerned of the presence of wide loads.

USE OF HAND BRAKES

806 (RN-1). Operating Rule 806(A) and Air Brake Rule 1044(A) are modified as follows:

Location	Minimum Requirements
Between 20th St. and Summit	Not less than six hand brakes must be applied on east end of cuts of cars left standing on any track.
Summit	Not less than three hand brakes must be applied on east end of cuts of cars left standing on Extension tracks 3 through 6.
Cob	Hand brakes 3 except loaded unit not less than 6.

ENGINE SERVICE

876. Engineers must not permit any unauthorized person to handle the locomotive.

