

Chicago, Rock Island & Pacific Railroad



TIME TABLE CHICAGO DIVISION FIRST DISTRICT

No. **7**

EFFECTIVE AT 12:01 A. M.
CENTRAL STANDARD TIME

SUNDAY, APRIL 25, 1965

G. H. VOSS,
Superintendent

B. F. WELLS,
General Manager

A. E. ANDERSON,
Ass't. General Manager

This Time Table for the exclusive use
and guidance of Employees

| Company Surgeons | Location |
|--|-------------|
| J. M. L. JENSEN, Chief Surgeon, Tel. Wab. 2-3200, Local 220 | Chicago |
| LAWRENCE BONNESS ODI S LITTLE LOCAL SURGEONS & EXAMINERS | So. Chicago |
| R. E. FIELD Division Surgeon and Examiner | Blue Island |
| HOMER B. FIELD Oculist and Aurist | Blue Island |
| E. T. HOVERSON Local Surgeon | Midlothian |
| J. L. GONZALES Local Surgeon | Tinley Park |
| R. J. KENNEDY Local Surgeon and Examiner | Joliet |
| J. A. ZALAR Local Surgeon and Examiner | |
| H. V. WADSWORTH Oculist and Aurist | |

OFFICIAL HOSPITALS

| Place | Name | Telephone |
|---------------|--|-----------------|
| Chicago | Presbyterian—St. Luke—1753 W. Congress St. | SE. 9-4411 |
| Englewood | St. Bernards—6337 Harvard Ave. | TRiangle 3-8200 |
| South Chicago | South Chicago—2320 E. 93rd St. | ES 5-4400 |
| Blue Island | St. Francis—12948 Gregory St. | FULTon 5-7300 |
| Joliet | Silver Cross—600 Walnut St. | 727-1711 |
| Joliet | St. Josephs—333 North Madison | 725-7133 |

RULE 4 (b) UNIFORM CODE OF OPERATING RULES:
Employees whose duties are in any way affected by the timetable must have a copy of the current timetable and "Speed Restrictions and Special Instructions" No. S-5 with them while on duty.

MAIN LINE WESTWARD

| SUBDIVISION 1 STATIONS Time Table No. 7 April 25, 1965 | | FIRST CLASS | | | | | | | | | | | | |
|---|-------------------------------|------------------------------|--------------------|-------|-------|------------------------------|---------------|--|-------|--|-------|-------|--|--|
| | | | | | | | | | | | | | | |
| | | 203 | 205 | 113 | 11 | 115 | 207 | 209 | 117 | 119 | 211 | 121 | 123 | |
| | | Sub. | Sub. | Sub. | Pass. | Sub. | Sub. | Sub. | Sub. | Sub. | Sub. | Sub. | Sub. | |
| | | Daily Ex. Sunday & *Holidays | Sunday & *Holidays | Daily | Daily | Daily Ex. Sunday & *Holidays | Saturday Only | Daily Ex. Saturday, Sunday & *Holidays | Daily | Daily Ex. Saturday, Sunday & *Holidays | Daily | Daily | Daily Ex. Saturday, Sunday & *Holidays | |
| | | A.M. | A.M. | A.M. | A.M. | A.M. | A.M. | A.M. | A.M. | A.M. | A.M. | A.M. | P.M. | |
| 0 | GO... CHICAGO... * | 1.1 | 1.1 | 1.1 | 1.1 | 1.1 | 1.1 | 1.1 | 1.1 | 1.1 | 1.1 | 1.1 | 1.1 | |
| | ... Ill. Cent. Crossing ... | 5.6 | 5.6 | 5.6 | 5.6 | 5.6 | 5.6 | 5.6 | 5.6 | 5.6 | 5.6 | 5.6 | 5.6 | |
| 7 | ENGLEWOOD... | 6.7 | 6.7 | 6.7 | 6.7 | 6.7 | 6.7 | 6.7 | 6.7 | 6.7 | 6.7 | 6.7 | 6.7 | |
| | ... Penna. Crossing ... | 0.0 | 0.0 | 0.0 | 0.0 | 0.0 | 0.0 | 0.0 | 0.0 | 0.0 | 0.0 | 0.0 | 0.0 | |
| | ... HAMILTON PARK ... | 7.8 | 7.8 | 7.8 | 7.8 | 7.8 | 7.8 | 7.8 | 7.8 | 7.8 | 7.8 | 7.8 | 7.8 | |
| 9 | AUBURN PARK... | 8.6 | 8.6 | 8.6 | 8.6 | 8.6 | 8.6 | 8.6 | 8.6 | 8.6 | 8.6 | 8.6 | 8.6 | |
| 10 | GRESHAM... * | 9.8 | 9.8 | 9.8 | 9.8 | 9.8 | 9.8 | 9.8 | 9.8 | 9.8 | 9.8 | 9.8 | 9.8 | |
| | ... Gresham Jct. ... | 0.1 | 0.1 | 0.1 | 0.1 | 0.1 | 0.1 | 0.1 | 0.1 | 0.1 | 0.1 | 0.1 | 0.1 | |
| | ... So. Chicago Line Jct. ... | 0.1 | 0.1 | 0.1 | 0.1 | 0.1 | 0.1 | 0.1 | 0.1 | 0.1 | 0.1 | 0.1 | 0.1 | |
| | ... CRI&P Crossing ... | 0.1 | 0.1 | 0.1 | 0.1 | 0.1 | 0.1 | 0.1 | 0.1 | 0.1 | 0.1 | 0.1 | 0.1 | |
| | ... So. Chicago Line Jct. ... | 0.2 | 0.2 | 0.2 | 0.2 | 0.2 | 0.2 | 0.2 | 0.2 | 0.2 | 0.2 | 0.2 | 0.2 | |
| 11 | LONGWOOD MANOR-95th St. | 10.9 | 10.9 | 10.9 | 10.9 | 10.9 | 10.9 | 10.9 | 10.9 | 10.9 | 10.9 | 10.9 | 10.9 | |
| 11a | LONGWOOD MANOR-99th St. | 11.4 | 11.4 | 11.4 | 11.4 | 11.4 | 11.4 | 11.4 | 11.4 | 11.4 | 11.4 | 11.4 | 11.4 | |
| | ... Penna. Crossing ... | 0.6 | 0.6 | 0.6 | 0.6 | 0.6 | 0.6 | 0.6 | 0.6 | 0.6 | 0.6 | 0.6 | 0.6 | |
| 12 | WASHINGTON HEIGHTS... | 12.0 | 12.0 | 12.0 | 12.0 | 12.0 | 12.0 | 12.0 | 12.0 | 12.0 | 12.0 | 12.0 | 12.0 | |
| 13 | GIVINS... | 12.9 | 12.9 | 12.9 | 12.9 | 12.9 | 12.9 | 12.9 | 12.9 | 12.9 | 12.9 | 12.9 | 12.9 | |
| 16 | BI... BLUE ISLAND... * | 15.7 | 15.7 | 15.7 | 15.7 | 15.7 | 15.7 | 15.7 | 15.7 | 15.7 | 15.7 | 15.7 | 15.7 | |
| | ... Western Ave. Jct. ... | 0.2 | 0.2 | 0.2 | 0.2 | 0.2 | 0.2 | 0.2 | 0.2 | 0.2 | 0.2 | 0.2 | 0.2 | |
| | ... ROBBINS ... | 17.2 | 17.2 | 17.2 | 17.2 | 17.2 | 17.2 | 17.2 | 17.2 | 17.2 | 17.2 | 17.2 | 17.2 | |
| 18 | MIDLOTHIAN... | 18.4 | 18.4 | 18.4 | 18.4 | 18.4 | 18.4 | 18.4 | 18.4 | 18.4 | 18.4 | 18.4 | 18.4 | |
| 20 | OA... OAK FOREST... | 20.4 | 20.4 | 20.4 | 20.4 | 20.4 | 20.4 | 20.4 | 20.4 | 20.4 | 20.4 | 20.4 | 20.4 | |
| 24 | BM... TINLEY PARK... | 23.5 | 23.5 | 23.5 | 23.5 | 23.5 | 23.5 | 23.5 | 23.5 | 23.5 | 23.5 | 23.5 | 23.5 | |
| 30 | NA... MOKENA... | 29.6 | 29.6 | 29.6 | 29.6 | 29.6 | 29.6 | 29.6 | 29.6 | 29.6 | 29.6 | 29.6 | 29.6 | |
| 34 | NX... NEW LENOX... | 34.0 | 34.0 | 34.0 | 34.0 | 34.0 | 34.0 | 34.0 | 34.0 | 34.0 | 34.0 | 34.0 | 34.0 | |
| | ... EJ&E CROSSING ... | 4.9 | 4.9 | 4.9 | 4.9 | 4.9 | 4.9 | 4.9 | 4.9 | 4.9 | 4.9 | 4.9 | 4.9 | |
| | ... MC CROSSING ... * | 0.3 | 0.3 | 0.3 | 0.3 | 0.3 | 0.3 | 0.3 | 0.3 | 0.3 | 0.3 | 0.3 | 0.3 | |
| | ... GM&O and AT&SF Crossing | 1.0 | 1.0 | 1.0 | 1.0 | 1.0 | 1.0 | 1.0 | 1.0 | 1.0 | 1.0 | 1.0 | 1.0 | |
| 40 | J... JOLIET... * | 40.2 | 40.2 | 40.2 | 40.2 | 40.2 | 40.2 | 40.2 | 40.2 | 40.2 | 40.2 | 40.2 | 40.2 | |

EXCEPT WHERE RULES 400 TO 406, INCLUSIVE AND 450 TO 453, INCLUSIVE, ARE IN EFFECT, ON TWO MAIN TRACKS, WHEN EITHER IS USED AS SINGLE TRACK, OR WHEN OPERATING UNDER RULE 356, TRAINS EASTWARD ARE SUPERIOR TO TRAINS OF THE SAME CLASS WESTWARD.

Passenger trains handling conventional type equipment will not exceed 79 mph.

Between Chicago and Englewood trains will be governed by CRI&P and NYC Special Instructions No. 3.

No. 11. Receive for points where scheduled to stop.

* See S-5 Rule 8a.

Rules 93 and D-93 are in effect at Blue Island and Joliet, within signal indication territory. See Rules 400-406 and 450-453, inclusive

See foot notes on page 5 for freight train information.

MAIN LINE WESTWARD

| SUBDIVISION 1 STATIONS Time Table No. 7 April 25, 1965 | | FIRST CLASS | | | | | | | | | | | | | |
|---|--|---------------------|----------------|--------------|------------------------------|------------------------------|--|--------------|--------------|------------------------------|------------------|--|--------------------|---------------|--|
| | | | | | | | | | | | | | | | |
| | | 3 | 213 | 125 | 127 | 7 | 215 | 129 | 501 | 217 | 131 | 133 | 135 | | |
| | | Golden State | Sub. | Sub. | Sub. | Paqr. | Sub. | Sub. | Sub. | Sub. | Sub. | Sub. | Sub. | | |
| Station Numbers | M. P. from Chicago | Capacity of Sidings | Signs | Daily | Daily Ex. Sunday & *Holidays | Saturday, Sunday & *Holidays | Daily Ex. Saturday, Sunday & *Holidays | Daily | Sat. Only | Daily Ex. Sunday & *Holidays | Sun. & *Holliday | Daily Ex. Saturday, Sunday & *Holidays | Sunday & *Holidays | Saturday Only | Daily Ex. Saturday, Sunday & *Holidays |
| | | | | P.M. | P.M. | P.M. | P.M. | P.M. | P.M. | P.M. | P.M. | P.M. | P.M. | P.M. | P.M. |
| 0 | GO. . . . CHICAGO * | 0 | RW | 12.20 | 12.25 | 1.05 | 1.05 | 1.30 | 1.35 | 2.05 | 2.05 | 2.30 | 2.45 | 2.45 | 3.05 |
| | 1.1 Ill. Cent. Crossing | 1.1 | TY | | | | | | | | | | | | |
| 7 | 5.6 ENGLEWOOD | 6.7 | | s12.32 | s 12.37 | s 1.17 | s 1.17 | s 1.42 | s 1.47 | | s 2.17 | s 2.42 | s 2.57 | s 2.57 | s 3.17 |
| | 0.0 Penna. Crossing | 6.7 | | | | | | | | 2.17 | | | | | |
| | 1.1 | | | | | | | | | | | | | | |
| 8 | 0.8 HAMILTON PARK | 7.8 | | | s12.40 | | s1.20 | | | | | s 2.45 | | s 3.00 | s 3.20 |
| 9 | 1.2 AUBURN PARK | 8.6 | | | s12.42 | s 1.21 | s 1.22 | | s 1.51 | | s 2.21 | s 2.47 | s 3.01 | s 3.02 | s 3.22 |
| 10 | 0.1 GRESHAM * | 9.8 | Y | | s12.44 | s 1.23 | s 1.24 | | s 1.53 | s 2.22 | s 2.23 | s 2.50 | s 3.03 | s 3.04 | s 3.25 |
| | 0.1 Gresham Jct. . . . | 9.9 | | | | 1.24 | 1.25 | | | 2.23 | 2.24 | | 3.04 | 3.05 | 3.26 |
| | 0.1 So. Chicago Line Jct. . . . | 10.0 | | | | P.M. | P.M. | | | P.M. | P.M. | | P.M. | P.M. | P.M. |
| | 0.2 CRI&P Crossing | 10.1 | | 12.36 | 12.45 | | | 1.46 | 1.54 | | | 2.51 | | | |
| | 0.2 So. Chicago Line Jct. . . . | 10.3 | | | | | | | | | | | | | |
| 11 | 0.6 LONGWOOD MANOR-95th St. . . . | 10.9 | | | s12.47 | | | | s 1.56 | | | s 2.53 | | | |
| 11a | 0.5 LONGWOOD MANOR-99th St. . . . | 11.4 | | | s 12.49 | | | | s 1.58 | | | s 2.55 | | | |
| | 0.6 Penna. Crossing | 12.0 | | 12.38 | | | | 1.48 | | | | | | | |
| 12 | 0.0 WASHINGTON HEIGHTS | 12.0 | | | s 12.51 | | | | s 2.00 | | | s 2.57 | | | |
| 13 | 0.9 GIVINS | 12.9 | | | s 12.53 | | | | s 2.02 | | | s 2.59 | | | |
| 16 | 2.8 BI. . . . BLUE ISLAND * | 15.7 | RW TY Yd | 12.42 | s 12.58 | | | 1.52 | s 2.07 | | | s 3.04 | | | |
| | 0.2 Western Ave. Jct. . . . | 15.9 | | | | | | | | | P.M. 2.47 | | | | |
| | 1.3 ROBBINS | 17.2 | | | s 1.00 | | | | s 2.09 | | s 2.49 | s 3.06 | | | |
| 18 | 1.2 MIDLOTHIAN | 18.4 | | | s 1.03 | | | | s 2.12 | | s 2.52 | s 3.09 | | | |
| 20 | 2.0 OA. . . . OAK FOREST | P 20.4 | 87 | 12.46 | s 1.07 | | | 1.56 | s 2.16 | | s 2.56 | s 3.14 | | | |
| 24 | 3.1 BM. . . . TINLEY PARK | P 23.5 | 43 | 12.49 | s 1.12 | | | 1.59 | s 2.21 | | s 3.01 | s 3.19 | | | |
| 30 | 6.1 NA. . . . MORENA | P 29.6 | 99 | 12.54 | s 1.19 | | | 2.04 | s 2.28 | | s 3.08 | s 3.27 | | | |
| 34 | 4.1 NX. . . . NEW LENOX | P 34.0 | | 12.58 | s 1.25 | | | 2.08 | s 2.34 | | s 3.14 | s 3.33 | | | |
| | 4.9 EJ&E CROSSING | 38.9 | | | | | | | | | | | | | |
| | 0.3 MC CROSSING * | P 39.2 | | | | | | | | | | | | | |
| | 1.0 GM&O and AT&SF Crossing | P 40.2 | | | | | | | | | | | | | |
| 40 | 0.0 J. JOLIET * | 40.2 | RW TY Yd | 1.05 P.M. | 1.35 P.M. | | | 2.16 P.M. | 2.45 P.M. | | 3.25 P.M. | 3.45 P.M. | | | |

See foot notes on page 1.

No. 3 Receive for points where scheduled to stop.

No. 7 Receive for points where scheduled to stop.

MAIN LINE WESTWARD

SUBDIVISION 1

STATIONS

Time Table No. 7

April 25, 1965

FIRST CLASS

| Station Numbers | M.P. from Chicago | Capacity of Sidings | Signs | | | | | | | | | | | | | | |
|--------------------|-----------------------------|---------------------|----------------|-------------------------------|---------------------|---|---|---|---|---|---|---------------|---|---|---|------|--|
| | | | | 219 | 137 | 139 | 303 | 141 | 143 | 145 | 221 | 147 | 305 | 223 | 149 | | |
| | | | | Sub. | Sub. | Sub. | Sub. | Sub. Exp. | Sub. Exp. | Sub. Exp. | Sub. Exp. | Sub. | Sub. | Sub. Exp. | Sub. Exp. | | |
| 0 | GO. . . . CHICAGO * | 0 | RW | Daily Ex. Sunday & * Holidays | Sunday & * Holidays | Daily Ex. Saturday, Sunday & * Holidays | Daily Ex. Saturday, Sunday & * Holidays | Daily Ex. Saturday, Sunday & * Holidays | Daily Ex. Saturday, Sunday & * Holidays | Daily Ex. Saturday, Sunday & * Holidays | Daily Ex. Saturday, Sunday & * Holidays | Saturday Only | Daily Ex. Saturday, Sunday & * Holidays | Daily Ex. Saturday, Sunday & * Holidays | Daily Ex. Saturday, Sunday & * Holidays | P.M. | |
| | 1.1 | | | P.M. | P.M. | P.M. | P.M. | P.M. | P.M. | P.M. | P.M. | P.M. | P.M. | P.M. | P.M. | P.M. | |
| | 1.1 | | TY | 3.35 | 3.40 | 3.40 | 3.50 | 3.55 | 4.00 | 4.08 | 4.11 | 4.11 | 4.14 | 4.16 | 4.18 | | |
| 7 | III. Cent. Crossing | 1.1 | | | | | | | | | | | | | | | |
| | 5.6 | | | | | | | | | | | | | | | | |
| | 6.7 | | | s 3.48 | s 3.52 | s 3.53 | s 4.02 | | | | | s 4.23 | s 4.23 | s 4.28 | | | |
| | 0.0 | | | | | | | | | | | | | | | | |
| | 6.7 | | | | | | | 4.08 | 4.13 | 4.21 | | | | | 4.28 | 4.31 | |
| | 1.1 | | | | | | | | | | | | | | | | |
| 8 | HAMILTON PARK | 7.8 | | | | s 3.57 | s 4.06 | | | | | | | | | | |
| | 0.8 | | | | | | | | | | | | | | | | |
| 9 | AUBURN PARK | 8.6 | | | s 3.56 | s 4.00 | s 4.08 | | | | | s 4.27 | s 4.33 | | | | |
| | 1.2 | | | | | | | | | | | | | | | | |
| 10 | GRESHAM * | 9.8 | Y | s 3.58 | s 4.03 | s 4.11 | | | | | | s 4.29 | s 4.36 | | | | |
| | 0.1 | | | | | | | | | | | | | | | | |
| | 0.1 | | | | 3.59 | 4.04 | | 4.14 | 4.19 | 4.27 | | 4.30 | | | | 4.37 | |
| | 0.1 | | | | P.M. | P.M. | | P.M. | P.M. | P.M. | | P.M. | | | | P.M. | |
| | 0.1 | | | | | | | | | | | | | | | | |
| | 0.2 | | | 3.54 | | | 4.12 | | | | | 4.29 | | 4.37 | 4.34 | | |
| | 0.2 | | | | | | | | | | | | | | | | |
| | 0.6 | | | | | | | | | | | | | | | | |
| 11 | LONGWOOD MANOR-95th St. | 10.9 | | s 3.56 | | | s 4.14 | | | | | | | s 4.40 | | | |
| | 0.5 | | | | | | | | | | | | | | | | |
| 11a | LONGWOOD MANOR-99th St. | 11.4 | | s 3.58 | | | s 4.17 | | | | | | | s 4.43 | | | |
| | 0.6 | | | | | | | | | | | | | | | | |
| | 0.0 | | | | | | | | | | | | | | | | |
| 12 | WASHINGTON HEIGHTS . . | 12.0 | | s 4.00 | | | s 4.20 | | | | | | | s 4.46 | | | |
| | 0.9 | | | | | | | | | | | | | | | | |
| 13 | GIVINS | 12.9 | | s 4.03 | | | s 4.23 | | | | | | | 4.49 | | | |
| | 2.8 | | | | | | | | | | | | | | | | |
| 16 | BI. BLUE ISLAND * | 15.7 | RW TY Yd | s 4.09 | | | 4.28 P.M. | | | | | 4.36 | | 4.55 P.M. | 4.41 | | |
| | 0.2 | | | | | | | | | | | | | | | | |
| | 1.3 | | | | | | | | | | | | | | | | |
| | 1.2 | | | | | | | | | | | | | | | | |
| 18 | MIDLOTHIAN | 18.4 | | s 4.13 | | | | | | | | | | | s 4.46 | | |
| | 2.0 | | | | | | | | | | | | | | | | |
| 20 | OA. OAK FOREST | 20.4 | P 87 | s 4.18 | | | | | | | | 4.40 | | s 4.51 | | | |
| | 3.1 | | | | | | | | | | | | | | | | |
| 24 | BM. TINLEY PARK | 23.5 | P 43 | s 4.24 | | | | | | | | 4.44 | | s 4.57 | | | |
| | 5.1 | | | | | | | | | | | | | | | | |
| 30 | NA. MOKENA | 29.6 | P 99 | s 4.32 | | | | | | | | s 4.50 | | s 5.07 | | | |
| | 4.4 | | | | | | | | | | | | | | | | |
| 34 | NX. NEW LENOX | 34.0 | P | s 4.39 | | | | | | | | s 4.56 | | s 5.14 | | | |
| | 4.9 | | | | | | | | | | | | | | | | |
| | 0.3 | | | | | | | | | | | | | | | | |
| | 0.3 | | | | | | | | | | | | | | | | |
| | 1.0 | | | | | | | | | | | | | | | | |
| | 0.0 | | | | | | | | | | | | | | | | |
| 40 | J. JOLIET * | 40.2 | RW TYd | 4.50 P.M. | | | | | | | | 5.08 P.M. | | 5.24 P.M. | | | |

EXCEPT WHERE RULES 400 to 406, INCLUSIVE, AND 450 to 453, INCLUSIVE, ARE IN EFFECT, ON TWO MAIN TRACKS, WHEN EITHER IS USED AS SINGLE TRACK, OR WHEN OPERATING UNDER RULE 356, TRANS EASTWARD ARE SUPERIOR TO TRAINS OF THE SAME CLASS WESTWARD.

Passenger trains handling conventional type equipment will not exceed 79 mph.

* See S-5 Rule 8c.

Rules 93 and D-93 are in effect at Blue Island and Joliet, within signal indications territory. See Rules 400-406 and 450-453, inclusive.

MAIN LINE WESTWARD

SUBDIVISION 1

STATIONS

Time Table No. 7

April 25, 1965

| Station Numbers | SUBDIVISION 1 STATIONS Time Table No. 7 April 25, 1965 | M. P. from Chicago | Capacity of Sidings | Signs | FIRST CLASS | | | | | | | | | | |
|-----------------|---|--------------------|---------------------|----------------|---------------|--|--|--------------|----------------|------------------------------|--|--|------------------------------|---------------|--|
| | | | | | 163 | 165 | 167 | 233 | 9 | 169 | 171 | 173 | 175 | 235 | |
| | | | | | Sub. | Sub. | Sub. | Sub. | Psg. | Sub. | Sub. | Sub. | Sub. | Sub. | |
| | | | | | Saturday Only | Daily Ex. Saturday, Sunday & *Holidays | Daily Ex. Saturday, Sunday & *Holidays | Daily | Daily | Saturday, Sunday & *Holidays | Daily Ex. Saturday, Sunday & *Holidays | Daily Ex. Saturday, Sunday & *Holidays | Daily Ex. Sunday & *Holidays | Daily | |
| 0 | GO. . . . CHICAGO * | 0 | | RW | P.M. 7.10 | P.M. 7.10 | P.M. 8.10 | P.M. 8.20 | P.M. 9.00 | P.M. 9.15 | P.M. 9.15 | P.M. 10.15 | P.M. 11.25 | P.M. 11.45 | |
| | Ill. Cent. Crossing | 1.1 | | TY | | | | | | | | | | | |
| 7 | ENGLEWOOD | 5.6 | | | s 7.22 | s 7.22 | s 8.22 | s 8.32 | s 9.13 | s 9.27 | s 9.27 | | s 11.37 | s 11.57 | |
| | Penno. Crossing | 0.0 | | | | | | | | | | 10.27 | | P.M. | |
| | 1.1 | 1.1 | | | | | | | | | | | | | |
| 8 | HAMILTON PARK | 0.8 | | | | | s 7.25 | | | | s 9.30 | | | A.M. | |
| 9 | AUBURN PARK | 1.2 | | | s 7.26 | s 7.27 | s 8.26 | | s 9.31 | s 9.32 | | s 11.41 | s 12.01 | | |
| 10 | GRESHAM * | 0.1 | | Y | s 7.29 | s 7.29 | s 8.28 | s 8.37 | s 9.33 | s 9.34 | s 10.32 | s 11.43 | s 12.03 | | |
| | Gresham Jct. . . . | 0.1 | | | 7.30 | 7.30 | 8.29 | | 9.34 | 9.35 | 10.33 | 11.44 | | | |
| | So. Chicago Line Jct. . . . | 0.1 | | | P.M. | P.M. | P.M. | | P.M. | P.M. | P.M. | P.M. | | | |
| | CR&P Crossing | 0.2 | | | | | | 8.38 | 9.18 | | | | | 12.04 | |
| | So. Chicago Line Jct. . . . | 0.6 | | | | | | | | | | | | | |
| 11 | LONGWOOD MANOR-95th St. . . . | 0.5 | | | | | | s 8.40 | | | | | | s 12.06 | |
| 11a | LONGWOOD MANOR-99th St. . . . | 0.6 | | | | | | s 8.42 | | | | | | s 12.08 | |
| | Penno. Crossing | 0.0 | | | | | | | 9.21 | | | | | | |
| 12 | WASHINGTON HEIGHTS | 0.9 | | | | | | s 8.44 | | | | | | s 12.10 | |
| 13 | GIVINS | 2.8 | | | | | | s 8.46 | | | | | | | |
| 16 | BI. . . . BLUE ISLAND * | 0.2 | | RW TY Yd | | | | s 8.51 | 9.25 | | | | | s 12.16 | |
| | Western Ave. Jct. . . . | 1.3 | | | | | | | | | | | | | |
| | ROBBINS | 1.2 | | | | | | s 8.54 | | | | | | s 12.19 | |
| 18 | MIDLOTHIAN | 2.0 | | | | | | s 8.57 | | | | | | s 12.22 | |
| 20 | OA. . . . OAK FOREST | 3.1 | P 20.4 | 87 | | | | s 9.01 | 9.28 | | | | | s 12.26 | |
| 24 | BM. . . . TINLEY PARK | 6.1 | P 23.5 | 43 | | | | s 9.06 | 9.31 | | | | | s 12.31 | |
| 30 | NA. . . . MOKENA | 4.4 | P 29.6 | 99 | | | | s 9.13 | 9.37 | | | | | s 12.37 | |
| 34 | NX. . . . NEW LENOX | 4.9 | P 34.0 | | | | | s 9.19 | 9.41 | | | | | s 12.43 | |
| | EJ&E CROSSING | 0.3 | P 39.2 | | | | | | | | | | | | |
| | MC CROSSING * | 1.0 | P 40.2 | | | | | | | | | | | | |
| | GM&O and AT&SF Crossing | 0.0 | | | | | | | | | | | | | |
| 40 | J. . . . JOLIET * | 40.2 | | RW TYd | | | | 9.30 P.M. | s 9.50 P.M. | | | | | 12.53 A.M. | |

EXCEPT WHERE RULES 400 TO 406, INCLUSIVE, AND 450 TO 453, INCLUSIVE, ARE IN EFFECT, ON TWO MAIN TRACKS, WHEN EITHER IS USED AS SINGLE TRACK, OR WHEN OPERATING UNDER RULE 356, TRAINS EASTWARD ARE SUPERIOR TO TRAINS OF THE SAME CLASS WESTWARD.

Passenger trains handling conventional type equipment will not exceed 79 mph.

Train 59 leaves Blue Island 2:00 A.M., arrives Joliet 2:30 A.M. daily except Monday.

Train 43 leaves South Chicago 5:30 A.M., arrives Joliet 7:00 A.M. daily.

Train 41 leaves South Chicago 4:00 P.M., arrives Joliet 5:30 P.M. daily.

Trains, 41, 43, 45, 81, 59, 93 have no time table authority, Subdivision 1.

Train 81-91 leaves Blue Island 11:00 A.M., arrives Joliet 11:45 A.M. daily.

Train 45 leaves Blue Island 8:00 P.M., arrives Joliet 8:40 P.M. daily, except Saturday.

Train 93 leaves Blue Island 10:00 P.M., arrives Joliet 10:45 P.M. daily.

Rules 93 and D-93 are in effect at Blue Island and Joliet, within signal indication territory. See Rules 400-406 and 450-453, inclusive.

MAIN LINE EASTWARD

| SUBDIVISION 1 STATIONS Time Table No. 7 April 25, 1965 | | | FIRST CLASS | | | | | | | | | | | | |
|---|---------------------------------------|---------------------|-------------|-----------|--------------------|---------------|-----------------------|---------------------------------------|---------------|---------------------------------------|---------------------------------------|---------------------------------------|---------------|---------------------------------------|---------------------------------------|
| | | | | | | | | | | | | | | | |
| | | | 6 | 102 | 104 | 202 | 106 | 204 | 206 | 108 | 110 | 112 | 302 | 208 | |
| | | | Pagr. | Sub. | Sub. | Sub. | Sub. | Sub. | Sub. | Sub. Exp. | Sub. | Sub. | Sub. | Sub. | |
| Station Numbers | M. P. from Chicago | Capacity of Sidings | Signs | | | | | | | | | | | | |
| | | | | Daily | Daily Ex. Saturday | Saturday Only | Daily except Saturday | Daily Ex. Saturday, Sunday & Holidays | Saturday Only | Daily Ex. Saturday, Sunday & Holidays | Daily Ex. Saturday, Sunday & Holidays | Daily Ex. Saturday, Sunday & Holidays | Saturday Only | Daily Ex. Saturday, Sunday & Holidays | Daily Ex. Saturday, Sunday & Holidays |
| | | | | A.M. | A.M. | A.M. | A.M. | A.M. | A.M. | A.M. | A.M. | A.M. | A.M. | A.M. | A.M. |
| 0 | GO. . . . CHICAGO * | 0 | RW | A.M. 3.35 | A.M. 5.10 | A.M. 5.22 | A.M. 5.30 | A.M. 6.02 | A.M. 6.20 | A.M. 6.32 | A.M. 6.36 | A.M. 6.43 | A.M. 6.43 | A.M. 6.52 | A.M. 6.54 |
| | 1.1 Ill. Cent. Crossing . . . | 1.1 | TY | | | | | | | | | | | | |
| 7 | 5.6 ENGLEWOOD | 6.7 | | §3.16 | §4.59 | §5.10 | §5.15 | §5.49 | §6.05 | §6.17 | | §6.30 | §6.30 | §6.39 | §6.41 |
| | 0.0 Penna. Crossing | 6.7 | | | | | | | | | 6.23 | | | | |
| | 1.1 | | | | | | | | | | | | | | |
| 8 | 0.8 HAMILTON PARK | 7.8 | | | | | | | §6.13 | | §6.27 | | | §6.36 | |
| 9 | 0.8 AUBURN PARK | 8.6 | | | | §5.06 | §5.11 | §5.45 | §6.01 | §6.11 | | §6.25 | §6.26 | §6.34 | |
| 10 | 1.2 GRESHAM * | 9.8 | Y | §4.54 | §5.04 | §5.09 | §5.42 | §5.59 | §6.08 | | §6.22 | §6.23 | §6.31 | | |
| | 0.1 Gresham Jct. | 9.9 | | 4.53 | 5.03 | | 5.41 | | | | 6.17 | 6.21 | 6.22 | | |
| | 0.1 So. Chicago Line Jct. | 10.0 | | A.M. | A.M. | | A.M. | | | | A.M. | A.M. | A.M. | | |
| | 0.2 CRI&P Crossing | 10.1 | | 3.10 | | | 5.08 | | 5.58 | 6.06 | | | | 6.30 | 6.34 |
| | 0.2 So. Chicago Line Jct. | 10.3 | | | | | | | | | | | | | |
| 11 | 0.6 LONGWOOD MANOR-95th St. | 10.9 | | | | §5.06 | | §5.56 | §6.04 | | | | | §6.28 | |
| 11a | 0.5 LONGWOOD MANOR-99th St. | 11.4 | | | | §5.04 | | §5.54 | §6.02 | | | | | §6.26 | |
| | 0.6 Penna. Crossing | 12.0 | | 3.07 | | | | | | | | | | | 6.30 |
| 12 | 0.9 WASHINGTON HEIGHTS | 12.0 | | | | §5.02 | | §5.52 | §6.00 | | | | | §6.24 | |
| 13 | 0.9 GIVINS | 12.9 | | | | §5.00 | | §5.50 | §5.57 | | | | | §6.22 | |
| 16 | 0.2 BI. . . . BLUE ISLAND * | 15.7 | RFW TY Yd | 3.03 | | §4.56 | | §5.46 | §5.52 | | | | | 6.17 A.M. | §6.25 |
| | 1.3 Western Ave. Jct. | 15.9 | | | | | | | | | | | | | |
| | 1.2 ROBBINS | 17.2 | | | | §4.53 | | §5.43 | §5.47 | | | | | | §6.20 |
| 18 | 2.0 MIDLOTHIAN | 18.4 | | | | §4.50 | | §5.40 | §5.44 | | | | | | §6.17 |
| 20 | 3.1 OA. . . . OAK FOREST | P 20.4 | 87 | 2.59 | | §4.46 | | §5.36 | §5.39 | | | | | | §6.12 |
| 24 | 6.1 BM. . . . TINLEY PARK | P 23.5 | 43 | 2.55 | | §4.42 | | §5.31 | §5.34 | | | | | | §6.06 |
| 30 | 4.4 NA. . . . MOKENA | P 29.6 | 99 | 2.49 | | §4.35 | | §5.24 | §5.25 | | | | | | §5.57 |
| 34 | 4.9 NX. . . . NEW LENOX | P 34.0 | | 2.44 | | §4.29 | | §5.18 | §5.18 | | | | | | §5.49 |
| | 0.3 E&E CROSSING | 38.9 | | | | | | | | | | | | | |
| | 0.3 MC CROSSING * | P 39.2 | | | | | | | | | | | | | |
| | 1.0 GM&O and AT&SF Crossing | P 40.2 | | | | | | | | | | | | | |
| 40 | 0.0 J. JOLIET * | 40.2 | RFW TYd | 2.35 A.M. | | 4.20 A.M. | | 5.10 A.M. | 5.08 A.M. | | | | | | 5.39 A.M. |

EXCEPT WHERE RULES 400 TO 406, INCLUSIVE, AND 450 TO 453, INCLUSIVE, ARE IN EFFECT, ON TWO MAIN TRACKS, WHEN EITHER IS USED AS SINGLE TRACK, OR WHEN OPERATING UNDER RULE 356, TRAINS EASTWARD ARE SUPERIOR TO TRAINS OF THE SAME CLASS WESTWARD.

* See S-5 Rule No. Rules 93 and D-93 are in effect at Blue Island and Joliet, within signal indication territory. See Rules 400-406 and 450-453, inclusive.

Passenger trains handling conventional type equipment will not exceed 79 mph.

See foot notes on page 10 for freight train information.

Between Chicago and Englewood trains will be governed by CRI&P and NYC Special Instructions No. 3

MAIN LINE EASTWARD

| SUBDIVISION 1 STATIONS Time Table No. 7 April 25, 1965 | | FIRST CLASS | | | | | | | | | | | | |
|---|----------------------------------|---------------------|----------------|--|------------------------------|--|--|--|---------------|--|--|---------------|--|--|
| | | 114 | 116 | 118 | 120 | 210 | 212 | 222 | 214 | 124 | 126 | 128 | | |
| | | Sub. Exp. | Sub. | Sub. | Sub. Exp. | Sub. | Sub. | Sub. Exp. | Sub. Exp. | Sub. | Sub. Exp. | Sub. Exp. | | |
| Station Numbers | M. P. from Chicago | Capacity of Sidings | Signs | Daily Ex. Saturday, Sunday & *Holidays | Saturday, Sunday & *Holidays | Daily Ex. Saturday, Sunday & *Holidays | Daily Ex. Saturday, Sunday & *Holidays | Daily Ex. Saturday, Sunday & *Holidays | Saturday Only | Daily Ex. Saturday, Sunday & *Holidays | Daily Ex. Saturday, Sunday & *Holidays | Saturday Only | Daily Ex. Saturday, Sunday & *Holidays | Daily Ex. Saturday, Sunday & *Holidays |
| | | | | A.M. | A.M. | A.M. | A.M. | A.M. | A.M. | A.M. | A.M. | A.M. | A.M. | A.M. |
| 0 | GO . . . CHICAGO . . . * | 0 | RW | 7.00 | 7.04 | 7.06 | 7.09 | 7.17 | 7.17 | 7.18 | 7.21 | 7.27 | 7.33 | 7.41 |
| | 1.1 Ill. Cent. Crossing . . . | 1.1 | TY | | | | | | | | | | | |
| 7 | 5.6 ENGLEWOOD . . . | 6.7 | | | s6.51 | s6.53 | | s7.02 | s7.02 | | | s7.14 | | |
| | 0.0 Penna. Crossing . . . | 6.7 | | 6.45 | | 6.55 | | | | 7.05 | 7.09 | | 7.21 | 7.29 |
| 8 | 1.1 HAMILTON PARK . . . | 7.8 | | | | s6.50 | | s6.59 | | | | | | |
| 9 | 0.8 AUBURN PARK . . . | 8.6 | | | s6.47 | s6.48 | | s6.57 | s6.58 | | | s7.10 | | |
| 10 | 1.2 GRESHAM . . . * | 9.8 | Y | | s6.45 | s6.45 | | s6.54 | s6.55 | | | s7.08 | s7.15 | |
| | 0.1 Gresham Jct. | 9.9 | | 6.39 | 6.44 | 6.44 | 6.50 | | | 7.00 | | 7.07 | 7.14 | 7.23 |
| | 0.1 So. Chicago Line Jct. . . | 10.0 | | A.M. | A.M. | A.M. | A.M. | | | A.M. | | A.M. | A.M. | A.M. |
| | 0.2 CRIP Crossing | 10.1 | | | | | | 6.53 | 6.54 | | 7.04 | | | |
| | 0.2 So. Chicago Line Jct. . . | 10.3 | | | | | | | | | | | | |
| 11 | 0.5 LONGWOOD MANOR-95th St. | 10.9 | | | | | | s6.51 | s6.52 | | | | | |
| 11a | 0.5 LONGWOOD MANOR-99th St. | 11.4 | | | | | | s6.49 | s6.50 | | | | | |
| | 0.6 Penna. Crossing | 12.0 | | | | | | | | | 7.01 | | | |
| 12 | 0.0 WASHINGTON HEIGHTS . . | 12.0 | | | | | | s6.47 | s6.48 | | | | | |
| 13 | 0.9 GIVINS | 12.9 | | | | | | s6.44 | s6.45 | | | | | |
| 16 | 2.8 BI . . BLUE ISLAND . . . * | 15.7 | RW TY Yd | | | | | s6.40 | s6.41 | | 6.58 | | | |
| | 0.2 Western Ave. Jct. | 15.9 | | | | | | | | | | | | |
| | 1.3 ROBBINS | 17.2 | | | | | | | s6.38 | | | | | |
| 18 | 1.2 MIDLOTHIAN | 18.4 | | | | | | s6.35 | s6.35 | | | | | |
| 20 | 2.0 OA . . OAK FOREST | P 20.4 | B7 | | | | | s6.30 | s6.30 | | 6.54 | | | |
| 24 | 3.1 BM . . TINLEY PARK | P 23.5 | 43 | | | | | s6.25 | s6.25 | | s6.49 | | | |
| 30 | 6.1 NA . . . MOKENA | P 29.6 | 99 | | | | | s6.17 | s6.17 | | s6.42 | | | |
| 34 | 4.4 NX . . . NEW LENOX | P 34.0 | | | | | | s6.10 | s6.10 | | s6.34 | | | |
| | 4.9 E&E CROSSING | 38.0 | | | | | | | | | | | | |
| | 0.3 MC CROSSING * | P 38.2 | | | | | | | | | | | | |
| | 1.0 G&O end A&SF Crossing . . | P 40.2 | | | | | | | | | | | | |
| 40 | 0.0 J JOLIET * | 40.2 | RW TY Yd | | | | | 6.00 A.M. | 6.00 A.M. | | 6.25 A.M. | | | |

See foot notes on page 6.

MAIN LINE EASTWARD

| SUBDIVISION 1 STATIONS Time Table No. 7 April 25, 1965 | | FIRST CLASS | | | | | | | | | | | | | |
|---|-------------------------------|-------------------|--------------------------------|--------------------|------------------------------|------------------------------|-----------|-----------|------------------------------|--------|--------|------------------------------|--|---------|-----|
| | | | | | | | | | | | | | | | |
| | | M.P. from Chicago | Capacity of Sidings | Signs | 304 | 216 | 130 | 218 | 8 | 12 | 132 | 134 | 220 | 136 | 138 |
| | | | | Sub. | | Sub. | | Sub. | | Sub. | | Sub. | | Sub. | |
| Station Numbers | | | Daily Ex. Saturday & *Holidays | Sunday & *Holidays | Daily Ex. Sunday & *Holidays | Daily Ex. Sunday & *Holidays | Daily | Daily | Daily Ex. Sunday & *Holidays | Daily | Daily | Daily Ex. Sunday & *Holidays | Daily Ex. Saturday, Sunday & *Holidays | | |
| | | | | A.M. | A.M. | A.M. | A.M. | A.M. | A.M. | A.M. | A.M. | A.M. | A.M. | P.M. | |
| 0 | GO . . . CHICAGO . . . * | 0 | RW | 7.45 | 8.10 | 8.14 | 8.35 | 8.45 | 8.59 | 9.05 | 10.00 | 10.55 | 11.15 | 12.15 | |
| | Ill. Cent. Crossing . . . | 1.1 | TY | | | | | | | | | | | | |
| 7 | ENGLEWOOD . . . | 6.7 | | s 7.32 | s 7.55 | s 8.01 | s 8.20 | s 8.30 | s 8.45 | s 8.51 | s 9.47 | s 10.41 | s 11.01 | | |
| | Penna. Crossing . . . | 6.7 | | | | | | | | | | | | 12.01 | |
| | | | | | | | | | | | | | | P.M. | |
| 8 | HAMILTON PARK . . . | 7.8 | | s 7.29 | | s 7.58 | | | | | | | | | |
| 9 | AUBURN PARK . . . | 8.6 | | s 7.26 | s 7.51 | s 7.56 | s 8.16 | | | s 8.47 | s 9.43 | s 10.37 | s 10.57 | A.M. | |
| 10 | GRESHAM . . . * | 9.8 | Y | s 7.23 | s 7.48 | s 7.53 | s 8.13 | | | s 8.45 | s 9.41 | s 10.34 | s 10.55 | s 11.55 | |
| | Gresham Jct. | 9.9 | | | | 7.52 | | | | 8.44 | 9.40 | | 10.54 | 11.54 | |
| | So. Chicago Line Jct. . . . | 10.0 | | | | A.M. | | | | A.M. | A.M. | | A.M. | A.M. | |
| | CRI&P Crossing . . . | 10.1 | | 7.22 | 7.47 | | 8.12 | 8.25 | 8.40 | | | 10.33 | | | |
| | So. Chicago Line Jct. . . . | 10.3 | | | | | | | | | | | | | |
| 11 | LONGWOOD MANOR-95th St. . . | 10.9 | | s 7.20 | s 7.45 | | s 8.10 | | | | | s 10.31 | | | |
| 11a | LONGWOOD MANOR-99th St. . . | 11.4 | | s 7.18 | s 7.43 | | s 8.08 | | | | | s 10.29 | | | |
| | Penna. Crossing . . . | 12.0 | | | | | | 8.23 | 8.38 | | | | | | |
| 12 | WASHINGTON HEIGHTS . . . | 12.0 | | s 7.16 | s 7.41 | | s 8.06 | | | | | s 10.27 | | | |
| 13 | GIVINS . . . | 12.9 | | | s 7.39 | | s 8.04 | | | | | s 10.25 | | | |
| 16 | BI . . . BLUE ISLAND . . . * | 15.7 | RFW TY Yd | 7.10 A.M. | s 7.35 | | s 8.00 | 8.20 | 8.34 | | | s 10.21 | | | |
| | Western Ave. Jct. | 15.9 | | | | | | | | | | | | | |
| | ROBBINS . . . | 17.2 | | | | | | | | | | s 10.18 | | | |
| 18 | MIDLOTHIAN . . . | 18.4 | | | s 7.30 | | s 7.55 | | | | | s 10.16 | | | |
| 20 | OA . . . OAK FOREST . . . | P 20.4 | 87 | | s 7.26 | | s 7.51 | 8.15 | 8.30 | | | s 10.12 | | | |
| 24 | BM . . . TINLEY PARK . . . | P 23.5 | 43 | | s 7.21 | | s 7.46 | 8.12 | 8.27 | | | s 10.07 | | | |
| 30 | NA . . . MOKENA . . . | P 29.6 | 99 | | s 7.14 | | s 7.39 | 8.07 | 8.21 | | | s 10.00 | | | |
| 34 | NX . . . NEW LENOX . . . | P 34.0 | | | s 7.08 | | s 7.33 | 8.03 | 8.17 | | | s 9.54 | | | |
| | EJ&E CROSSING . . . | 38.9 | | | | | | | | | | | | | |
| | MC CROSSING . . . * | P 39.2 | | | | | | | | | | | | | |
| | GM&O and AT&SF Crossing . . . | P 40.2 | | | | | | | | | | | | | |
| 40 | J JOLIET . . . * | 40.2 | RFW TYd | | 7.00 A.M. | | 7.25 A.M. | 7.55 A.M. | 8.09 A.M. | | | 9.45 A.M. | | | |

EXCEPT WHERE RULES 400 TO 406, INCLUSIVE, AND 450 TO 453, INCLUSIVE, ARE IN EFFECT, ON TWO MAIN TRACKS, WHEN EITHER IS USED AS SINGLE TRACK, OR WHEN OPERATING UNDER RULE 356, TRAINS EASTWARD ARE SUPERIOR TO TRAINS OF THE SAME CLASS WESTWARD.

* See S-5 Rule 8a.

Rules 93 and D-93 are in effect at Blue Island and Joliet, within signal indication territory. See Rules 400-406, and 450-453, inclusive.

Passenger trains handling conventional type equipment will not exceed 79 mph.

No. 8 Discharge from scheduled stop points.

No. 12 Discharge from scheduled stop points.

MAIN LINE EASTWARD

SUBDIVISION 1 STATIONS

Time Table No. 7
April 25, 1965

FIRST CLASS

| Station Numbers | M.P. from Chicago | Capacity of Sidings | Signs | FIRST CLASS | | | | | | | | | | | |
|-----------------|-------------------------------------|---------------------|----------------|--------------|--------------|---------------|--------------|--------------|--------------|--------------|--------------|----------------|--------------|--------------|--------------|
| | | | | 140 | 142 | 222 | 144 | 146 | 224 | 148 | 226 | 14 | 150 | 228 | 152 |
| | | | | Sub. | Sub. | Sub. | Sub. | Sub. | Sub. | Sub. | Sub. | Psgr. | Sub. | Sub. | Sub. |
| 0 | GO. . . . CHICAGO * | 0 | RW | P.M. 1.15 | P.M. 1.15 | P.M. 1.28 | P.M. 2.15 | P.M. 3.00 | P.M. 3.10 | P.M. 4.00 | P.M. 4.40 | P.M. 4.50 | P.M. 5.00 | P.M. 5.20 | P.M. 5.50 |
| | Ill. Cent. Crossing | 1.1 | TY | | | | | | | | | | | | |
| 7 | ENGLEWOOD | 6.7 | | s 1.01 | s 1.02 | s 1.15 | s 2.01 | s 2.46 | s 2.55 | s 3.46 | s 4.26 | s 4.33 | s 4.46 | s 5.06 | |
| | Penna. Crossing | 6.7 | | | | | | | | | | | | | 5.36 |
| 8 | HAMILTON PARK | 7.8 | | | s 12.59 | | | | | | | | | | |
| 9 | AUBURN PARK | 8.6 | | s 12.57 | s 12.57 | | s 1.57 | s 2.42 | s 2.51 | s 3.42 | s 4.22 | | s 4.42 | s 5.02 | |
| 10 | GRESHAM * | 9.8 | Y | s 12.55 | s 12.55 | s 1.09 | s 1.55 | s 2.40 | s 2.49 | s 3.40 | s 4.19 | | s 4.40 | s 4.59 | s 5.30 |
| | Gresham Jct. . . . | 9.9 | | 12.54 | 12.54 | | 1.54 | 2.39 | | 3.39 | | | 4.39 | | 5.29 |
| | So. Chicago Line Jct. . . . | 10.0 | | P.M. | P.M. | | P.M. | P.M. | | P.M. | | | P.M. | | P.M. |
| | CRISP Crossing | 10.1 | | | | 1:08 | | | 2.48 | | 4.18 | 4.26 | | 4.58 | |
| | So. Chicago Line Jct. . . . | 10.3 | | | | | | | | | | | | | |
| 11 | LONGWOOD MANOR-95th St. | 10.9 | | | | s 1.06 | | | s 2.46 | | s 4.16 | | | s 4.56 | |
| 11a | LONGWOOD MANOR-99th St. | 11.4 | | | | s 1.04 | | | s 2.44 | | s 4.14 | | | s 4.54 | |
| | Penna. Crossing | 12.0 | | | | | | | | | 4.24 | | | | |
| 12 | WASHINGTON HEIGHTS. | 12.0 | | | | s 1.02 | | | s 2.42 | | s 4.12 | | | s 4.52 | |
| 13 | GIVINS | 12.9 | | | | s 1.00 | | | s 2.39 | | s 4.09 | | | s 4.49 | |
| 16 | BI. . . BLUE ISLAND * | 15.7 | RW TY Yd | | | s 12.56 | | | s 2.35 | | s 4.05 | 4.20 | | s 4.45 | |
| | Western Ave. Jct. . . . | 15.9 | | | | | | | | | | | | | |
| | ROBBINS | 17.2 | | | | s 12.53 | | | s 2.33 | | s 4.02 | | | s 4.42 | |
| 18 | MIDLOTHIAN | 18.4 | | | | s 12.51 | | | s 2.30 | | s 4.00 | | | s 4.39 | |
| 20 | OA. . . OAK FOREST | P20.4 | 87 | | | s 12.47 | | | s 2.26 | | s 3.56 | 4.16 | | s 4.36 | |
| 24 | BM. . . TINLEY PARK | P23.5 | 43 | | | s 12.42 | | | s 2.22 | | s 3.52 | 4.13 | | s 4.32 | |
| 30 | NA. . . MOKENA | P29.6 | 99 | | | s 12.35 | | | s 2.15 | | s 3.45 | 4.07 | | s 4.25 | |
| 34 | NX. . . NEW LENOX | P34.0 | | | | s 12.29 | | | s 2.09 | | s 3.39 | 4.03 | | s 4.19 | |
| | EJ&E CROSSING | 38.9 | | | | | | | | | | | | | |
| | MC CROSSING * | P 39.2 | | | | | | | | | | | | | |
| | GM&O end AT&SF Crossing | P 40.2 | | | | | | | | | | | | | |
| 40 | J. . . . JOLIET * | 40.2 | RW TYd | | | 12.20 P.M. | | | 2.00 P.M. | | 3.30 P.M. | s 3.55 P.M. | | 4.10 P.M. | |

See foot notes on page 8.

MAIN LINE EASTWARD

| SUBDIVISION 1 STATIONS Time Table No. 7 April 25, 1965 | | M. P. from Chicago | Capacity of Sidings | Signs | FIRST CLASS | | | | | | | | | | | |
|---|----------------------------------|-----------------------|---------------------|-----------------|------------------------|------------------|--|-------------------------------------|-------------------------------------|--------------|--|-------------------------------------|-----------------|--|---------------|--|
| | | | | | 154 | 230 | 156 | 158 | 232 | 10 | 502 | 160 | 4 | 234 | 162 | 236 |
| | | | | | Sub. | Sub. | Sub. | Sub. | Sub. | Page. | Sub. | Sub. | Golden State | Sub. | Sub. | Sub. |
| Station Numbers | | | | | Sunday & ★ Holidays | Saturday Only | Daily Ex. Saturday, Sunday & ★ Holidays | Daily Ex. Sunday & ★ Holidays | Saturday, Sunday & ★ Holidays | Daily | Daily Ex. Saturday, Sunday & ★ Holidays | Saturday, Sunday & ★ Holidays | Daily | Daily Ex. Saturday, Sunday & ★ Holidays | Daily | Daily Ex. Saturday, Sunday & ★ Holidays |
| 0 | GO. . . . CHICAGO * | 0 | | RW | P.M. 5.50 | P.M. 6.35 | P.M. 6.50 | P.M. 7.50 | P.M. 8.00 | F.M. 8.15 | P.M. 8.40 | P.M. 8.50 | P.M. 9.00 | P.M. 9.25 | P.M. 10.50 | P.M. 10.58 |
| | 1.1 Ill. Cent. Crossing . . . | 1.1 | | TY | | | | | | | | | | | | |
| 7 | ENGLEWOOD | 6.7 | | | s 5.36 | s 6.22 | s 7.36 | s 7.46 | s 7.55 | s 8.28 | | s 8.44 | | s 10.36 | s 10.45 | |
| | 0.0 Penna. Crossing | 6.7 | | | | | 6.36 | | | | 8.36 | | 9.09 | | | |
| 8 | HAMILTON PARK | 7.8 | | | | | | | | | | | | | | |
| 9 | AUBURN PARK | 8.6 | | | s 5.32 | s 6.18 | s 7.32 | s 7.42 | | s 8.24 | | | | s 10.32 | | |
| 10 | GRESHAM * | 9.8 | | Y | s 5.30 | s 6.16 | s 6.30 | s 7.30 | s 7.39 | s 8.22 | s 8.30 | | s 9.03 | s 10.30 | s 10.38 | |
| | 0.1 Gresham Jct. | 9.9 | | | 5.29 | | 6.29 | 7.29 | | 8.21 | 8.29 | | | 10.29 | | |
| | 0.1 So. Chicago Line Jct. . . | 10.0 | | | P.M. | | P.M. | P.M. | | P.M. | P.M. | | | P.M. | | |
| | 0.1 CRI&P Crossing | 10.1 | | | | 6.15 | | 7.38 | 7.49 | | | 8.38 | 9.02 | | 10.37 | |
| | 0.2 So. Chicago Line Jct. . . | 10.3 | | | | | | | | | | | | | | |
| 11 | LONGWOOD MANOR-95th St. | 10.9 | | | | s 6.13 | | s 7.36 | | | | | s 9.00 | | | |
| 11a | LONGWOOD MANOR-99th St. | 11.4 | | | | s 6.11 | | s 7.34 | | | | | s 8.58 | | | |
| | 0.0 Penna. Crossing | 12.0 | | | | | | | 7.46 | | | 8.35 | | | | |
| 12 | WASHINGTON HEIGHTS . | 12.0 | | | | s 6.09 | | s 7.32 | | | | | s 8.56 | | s 10.34 | |
| 13 | GIVINS | 12.9 | | | | s 6.06 | | s 7.29 | | | | | | | | |
| 16 | BT. BLUE ISLAND * | 15.7 | | RFW TY Yd | | s 6.01 | | s 7.25 | 7.42 | | | 8.30 | s 8.51 | | s 10.29 | |
| | 0.2 Western Ave. Jct. . . . | 15.9 | | | | | | | | P.M. 7.56 | | | | | | |
| | 1.3 ROBBINS | 17.2 | | | | s 5.58 | | s 7.22 | | | | | | | s 10.26 | |
| 18 | MIDLOTHIAN | 18.4 | | | | s 5.55 | | s 7.19 | | s 7.51 | | s 8.46 | | s 10.24 | | |
| 20 | OA. OAK FOREST | P 20.4 | B7 | | | s 5.51 | | s 7.16 | 7.37 | s 7.47 | | 8.25 | s 8.42 | | s 10.21 | |
| 24 | BM. TINLEY PARK | P 23.5 | 43 | | | s 5.47 | | s 7.12 | 7.34 | s 7.42 | | 8.22 | s 8.37 | | s 10.17 | |
| 30 | NA. MOKENA | P 29.6 | 99 | | | s 5.40 | | s 7.05 | 7.28 | s 7.35 | | 8.18 | s 8.30 | | s 10.10 | |
| 34 | NX. NEW LENOX | P 34.0 | | | | s 5.34 | | s 6.59 | 7.24 | s 7.29 | | 8.14 | s 8.24 | | s 10.04 | |
| | 4.9 EJ&E CROSSING | 38.9 | | | | | | | | | | | | | | |
| | 0.3 MC CROSSING * | P 39.2 | | | | | | | | | | | | | | |
| | 1.0 GM&O and AT&SF Crossing | P 40.2 | | | | | | | | | | | | | | |
| 40 | J. JOLIET * | 40.2 | | RFW TY Yd | | 5.25 P.M. | | 6.50 P.M. | 7.15 P.M. | 7.20 P.M. | | s 8.05 P.M. | 8.15 P.M. | | 9.55 P.M. | |

EXCEPT WHERE RULES 400 TO 406, INCLUSIVE, AND 450 TO 453, INCLUSIVE, ARE IN EFFECT, ON TWO MAIN TRACKS, WHEN EITHER IS USED AS SINGLE TRACK, OR WHEN OPERATING UNDER RULE 356, TRAINS EASTWARD ARE SUPERIOR TO TRAINS OF THE SAME CLASS WESTWARD.

Passenger trains handling conventional type equipment will not exceed 79 mph.

No. 10 Discharge from scheduled stop points.

No. 4 Discharge from scheduled stop points.

Rules 93 and D-93 are in effect at Blue Island and Joliet, within signal indication territory. See Rules 400-406 and 450-453, inclusive.

* See S-B Rule 8a.

Train 60, leaves Joliet 3:30 A.M., arrives Blue Island 4:00 A.M. daily except Monday.

Trains 42, 44, 46, 76, 60, 94 and 98 have no time table authority. Subdivision 1.

Train 94, leaves Joliet 2:15 A.M., arrives Blue Island 3:00 A.M. daily.

Train 44, leaves Joliet 6:30 A.M., arrives South Chicago 8:00 A.M. daily.

Train 46, leaves Joliet 6:30 A.M., arrives Blue Island 7:30 A.M. daily except Monday.

Train 76, leaves Joliet 12:15 P.M., arrives Blue Island 1:30 P.M. daily.

Train 42, leaves Joliet 3:30 P.M., arrives South Chicago 5:00 P.M. daily.

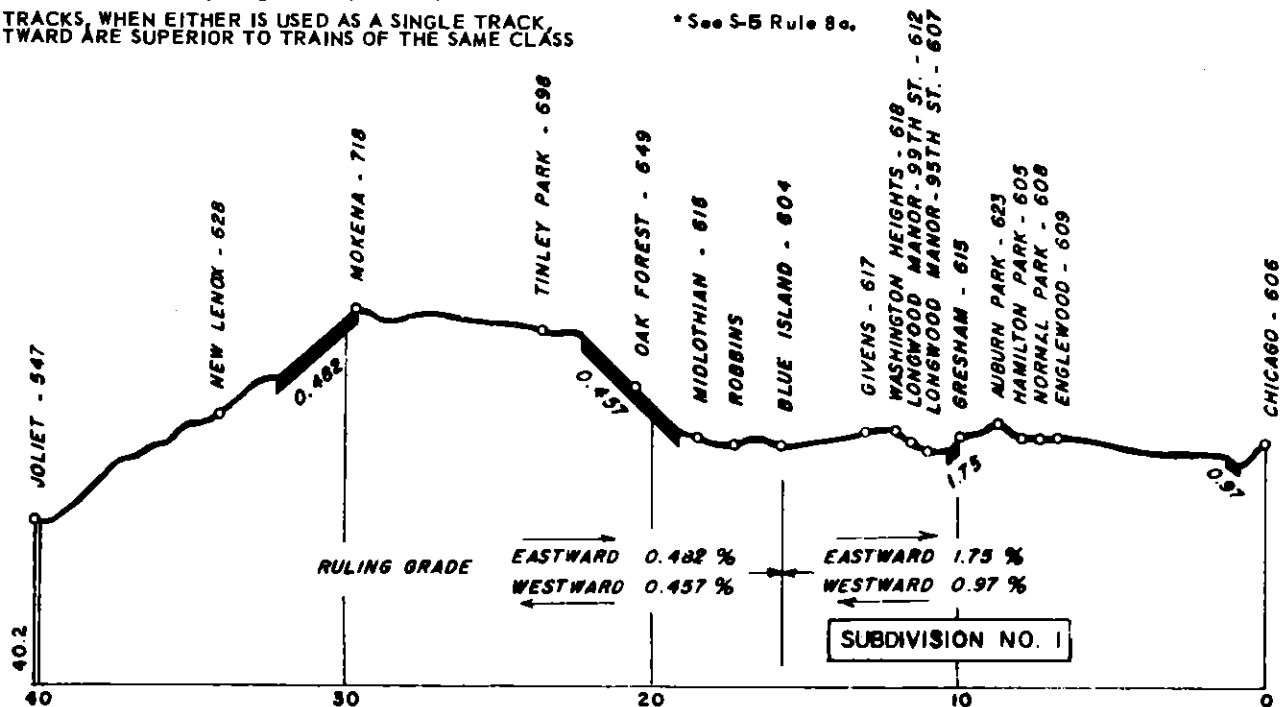
Train 98, leaves Joliet 11:25 P.M., arrives Blue Island 12:30 A.M. daily.

SUBURBAN BRANCH WESTWARD

| SUBDIVISION 1-A STATIONS Time Table No. 7 April 25, 1965 | | FIRST CLASS | | | | | | | | | | | | | |
|--|------|---------------------------|--------------|--------------|--------------|-----------------------------------|--------------|-------------------------|--|---------------|--|-----------------------------------|--|-----------------------------------|-----------------------------------|
| | | 607 | 709 | 705 | 113 | 115 | 117 | 609 | 119 | 121 | 123 | 125 | 127 | 129 | |
| | | C.&O. 7 | B.&O. 9 | B.&O. 5 | Sub. | Sub. | Sub. | C.&O. 9 | Sub. | Sub. | Sub. | Sub. | Sub. | Sub. | Sub. |
| | | Daily Except Monday | Daily | Daily | Daily | Daily Ex. Sunday & Holidays | Daily | Daily Except Sun. | Daily Ex. Saturday, Sunday & Holidays | Daily | Daily Ex. Saturday, Sunday & Holidays | Saturday, Sunday & Holidays | Daily Ex. Saturday, Sunday & Holidays | Daily Ex. Sunday & Holidays | Daily Ex. Sunday & Holidays |
| | | | | A.M. | A.M. | A.M. | | A.M. | A.M. | P.M. | P.M. | P.M. | P.M. | | |
| Gresham Jct. | 9.9 | | | 7.24 | 8.24 | 9.24 | | 10.24 | 11.24 | 12.23 | 1.24 | 1.25 | 2.23 | | |
| Brainerd Jct. | 10.4 | A.M. 3.47 | A.M. 4.56 | 6.43 | 7.25 | 8.25 | 9.25 | A.M. 10.12 | 10.25 | 11.25 | 12.24 | 1.25 | 1.26 | 2.24 | |
| X1 BRAINERD Beverly Jct. | 10.6 | | | s 7.26 | s 8.26 | s 9.26 | | s 10.26 | s 11.26 | s 12.25 | s 1.26 | s 1.27 | s 2.25 | | |
| Penna. Crossing Beverly Hills - 91st St. | 11.0 | 3.48 A.M. | 4.57 A.M. | 6.47 A.M. | 7.27 | 8.27 | 9.27 | 10.13 A.M. | 10.27 | 11.27 | 12.26 | 1.27 | 1.28 | 2.26 | |
| X1-a BEVERLY HILLS - 91st St. | 11.3 | | | | s 7.28 | s 8.28 | s 9.28 | | s 10.28 | s 11.28 | s 12.27 | s 1.28 | s 1.29 | s 2.27 | |
| X2 BEVERLY HILLS - 95th St. | 11.7 | | | | s 7.30 | s 8.30 | s 9.30 | | s 10.30 | s 11.30 | s 12.29 | s 1.30 | s 1.31 | s 2.29 | |
| X2-a BEVERLY HILLS - 99th St. | 12.3 | | | | s 7.32 | s 8.32 | s 9.32 | | s 10.32 | s 11.32 | s 12.31 | s 1.32 | s 1.33 | s 2.31 | |
| X3 BEVERLY HILLS - 103rd St. | 12.8 | | | | s 7.33 | s 8.33 | s 9.33 | | s 10.33 | s 11.33 | s 12.32 | s 1.33 | s 1.34 | s 2.32 | |
| X3-a BEVERLY HILLS - 107th St. | 13.3 | | | | s 7.35 | s 8.35 | s 9.35 | | s 10.35 | s 11.35 | s 12.34 | s 1.35 | s 1.36 | s 2.34 | |
| 25004 MORGAN PARK - 111th St. | 13.8 | | | | s 7.37 | s 8.37 | s 9.37 | | s 10.37 | s 11.37 | s 12.36 | s 1.37 | s 1.38 | s 2.36 | |
| X4-a MORGAN PARK - 115th St. | 14.3 | | | | s 7.39 | s 8.39 | s 9.39 | | s 10.39 | s 11.39 | s 12.38 | s 1.39 | s 1.40 | s 2.38 | |
| BLUE ISLAND - 119th St. | 14.8 | | | | s 7.41 | s 8.41 | s 9.41 | | s 10.41 | s 11.41 | s 12.40 | s 1.41 | s 1.42 | s 2.40 | |
| BLUE ISLAND - 123rd St. | 15.2 | | | | s 7.42 | s 8.42 | s 9.42 | | s 10.42 | s 11.42 | s 12.41 | s 1.42 | s 1.43 | s 2.41 | |
| X5 BLUE ISLAND - Prairie St. | 15.8 | | | | s 7.44 | s 8.44 | s 9.44 | | s 10.44 | s 11.44 | s 12.43 | s 1.44 | s 1.45 | s 2.43 | |
| 16 BI BLUE ISLAND - Vermont St. | 16.4 | | | | 7.46 A.M. | 8.46 A.M. | 9.46 A.M. | | 10.46 A.M. | 11.46 A.M. | 12.45 P.M. | 1.46 P.M. | 1.47 P.M. | 2.45 P.M. | |
| Western Ave. Jct. | 16.6 | | | | | | | | | | | | | | |

ON TWO MAIN TRACKS, WHEN EITHER IS USED AS A SINGLE TRACK, TRAINS EASTWARD ARE SUPERIOR TO TRAINS OF THE SAME CLASS WESTWARD.

* See S-5 Rule 8a.

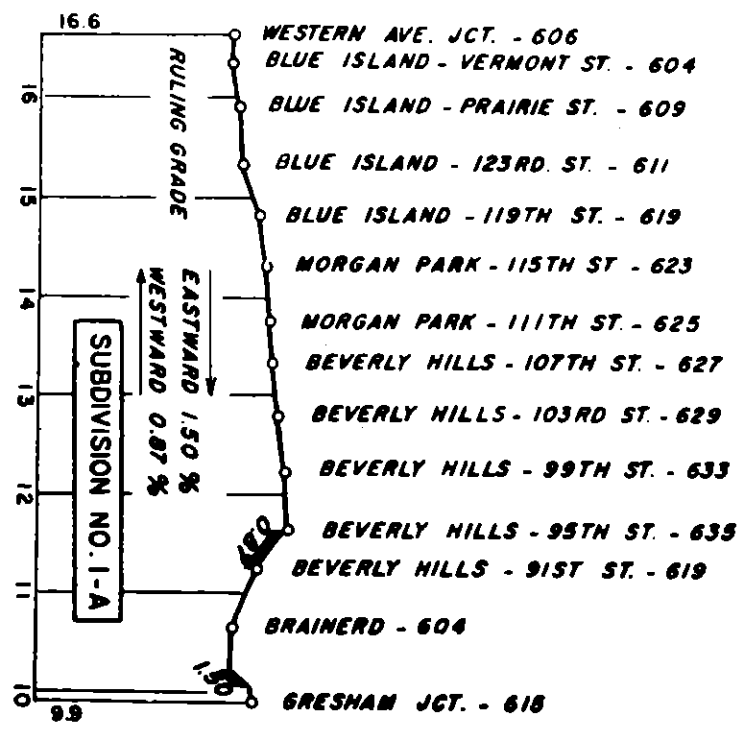


SUBURBAN BRANCH WESTWARD

| SUBDIVISION 1-A STATIONS Time Table No. 7 April 25, 1965 | FIRST CLASS | | | | | | | | | | | | | |
|---|-------------------|------------|-------------------|----------------|---------------------------------------|-------------------|---------------------------------------|---------------------------------------|---------------------------------------|---------------------------------------|----------------|---------------------------------------|---------------------------------------|---------------------------------------|
| | 501 | 707 | 131 | 133 | 135 | 137 | 139 | 141 | 143 | 145 | 147 | 149 | 151 | 153 |
| | Sub. | B.&O. 7 | Sub. | Sub. | Sub. | Sub. | Sub. | Sub. Exp. | Sub. Exp. | Sub. Exp. | Sub. | Sub. Exp. | Sub. Exp. | Sub. |
| | Sunday & Holidays | Daily | Sunday & Holidays | Saturday Only | Daily Ex. Saturday, Sunday & Holidays | Sunday & Holidays | Daily Ex. Saturday, Sunday & Holidays | Daily Ex. Saturday, Sunday & Holidays | Daily Ex. Saturday, Sunday & Holidays | Daily Ex. Saturday, Sunday & Holidays | Saturday Only | Daily Ex. Saturday, Sunday & Holidays | Daily Ex. Saturday, Sunday & Holidays | Daily Ex. Saturday, Sunday & Holidays |
| Gresham Jct. | P.M. 2.24 | P.M. | P.M. 3.04 | P.M. 3.05 | P.M. 3.26 | P.M. 3.59 | P.M. 4.04 | P.M. 4.14 | P.M. 4.19 | P.M. 4.27 | P.M. 4.30 | P.M. 4.37 | P.M. 4.46 | P.M. 5.13 |
| Brainerd Jct. | 2.25 | 2.38 | 3.05 | 3.06 | 3.27 | 4.00 | 4.05 | 4.15 | 4.20 | 4.28 | 4.31 | 4.38 | 4.47 | 5.14 |
| BRAINERD. | § 2.26 | | § 3.06 | § 3.07 | § 3.29 | § 4.01 | § 4.07 | § 4.17 | § 4.22 | § 4.30 | § 4.32 | § 4.40 | § 4.49 | § 5.16 |
| Beverly Jct. | 2.27 | 2.42 | 3.07 | 3.08 | 3.30 | 4.02 | 4.09 | 4.19 | 4.24 | 4.32 | 4.33 | 4.42 | 4.51 | 5.18 |
| Penna. Crossing. | | P.M. | | | | | | | | | | | | |
| BEVERLY HILLS - 91st St. . . | § 2.28 | | § 3.08 | § 3.09 | § 3.31 | § 4.03 | § 4.11 | § 4.21 | § 4.26 | § 4.34 | § 4.34 | § 4.44 | § 4.53 | § 5.20 |
| BEVERLY HILLS - 95th St. . . | § 2.30 | | § 3.10 | § 3.11 | § 3.34 | § 4.05 | § 4.14 | § 4.24 | § 4.29 | § 4.37 | § 4.36 | § 4.47 | § 4.56 | § 5.23 |
| BEVERLY HILLS - 99th St. . . | § 2.32 | | § 3.11 | § 3.12 | § 3.36 | § 4.06 | § 4.17 | § 4.27 | § 4.32 | § 4.40 | § 4.38 | § 4.50 | § 4.59 | § 5.25 |
| BEVERLY HILLS - 103rd St. . . | § 2.33 | | § 3.13 | § 3.14 | § 3.38 | § 4.08 | § 4.19 | § 4.29 | § 4.34 | § 4.42 | § 4.40 | § 4.52 | § 5.01 | § 5.27 |
| BEVERLY HILLS - 107th St. . . | § 2.35 | | § 3.15 | § 3.16 | § 3.40 | § 4.10 | § 4.22 | § 4.32 | § 4.37 | § 4.45 | § 4.42 | § 4.54 | § 5.03 | § 5.30 |
| MORGAN PARK - 111th St. . . | § 2.37 | | § 3.16 | § 3.18 | § 3.42 | § 4.11 | § 4.24 | § 4.34 | § 4.39 | § 4.47 | § 4.44 | § 4.56 | § 5.05 | § 5.32 |
| MORGAN PARK - 115th St. . . | § 2.39 | | § 3.18 | § 3.20 | § 3.44 | § 4.13 | § 4.26 | § 4.36 | § 4.41 | § 4.49 | § 4.46 | § 4.58 | § 5.07 | § 5.34 |
| BLUE ISLAND - 119th St. . . | § 2.41 | | § 3.20 | § 3.22 | § 3.46 | § 4.15 | § 4.28 | § 4.38 | § 4.43 | § 4.51 | § 4.48 | § 5.00 | § 5.09 | § 5.36 |
| BLUE ISLAND - 123rd St. . . | § 2.42 | | § 3.22 | § 3.24 | § 3.48 | § 4.17 | § 4.30 | § 4.40 | § 4.45 | § 4.53 | § 4.50 | § 5.03 | § 5.12 | § 5.39 |
| BLUE ISLAND - Prairie St. . . | § 2.44 | | § 3.24 | § 3.26 | § 3.50 | § 4.19 | § 4.32 | § 4.42 | § 4.47 | § 4.55 | § 4.52 | § 5.05 | § 5.14 | § 5.41 |
| BI BLUE ISLAND - Vermont St. *TO | § 2.46 | | § 3.26 P.M. | § 3.28 P.M. | § 3.52 P.M. | § 4.21 P.M. | § 4.34 P.M. | § 4.44 P.M. | § 4.49 P.M. | § 4.57 P.M. | § 4.54 P.M. | § 5.07 P.M. | § 5.16 P.M. | § 5.43 P.M. |
| Western Ave. Jct. | 2.47 | | | | | | | | | | | | | |
| | P.M. | | | | | | | | | | | | | |

TWO MAIN TRACKS

See foot notes on page 11.



SUBURBAN BRANCH WESTWARD

SUBDIVISION 1-A

STATIONS

Time Table No. 7

April 25, 1965

FIRST CLASS

| | FIRST CLASS | | | | | | | | | | | | | |
|----------------------------------|------------------|---|---|------------------------------------|------------------|---|---------------------|---|------------------------------------|---|---|---|--|--|
| | 155 | 157 | 159 | 161 | 163 | 165 | 613 | 167 | 169 | 171 | 173 | 175 | | |
| | Sub. | Sub. | Sub. | Sub. | Sub. | Sub. | C.&O. 13 | Sub. | Sub. | Sub. | Sub. | Sub. | | |
| | Saturday Only | Daily Ex. Saturday, Sunday & *Holidays | Daily Ex. Saturday, Sunday & *Holidays | Saturday, Sunday & *Holidays | Saturday Only | Daily Ex. Saturday, Sunday & *Holidays | Sunday Only # | Daily Ex. Saturday, Sunday & *Holidays | Saturday, Sunday & *Holidays | Daily Ex. Saturday, Sunday & *Holidays | Daily Ex. Saturday, Sunday & *Holidays | Daily Ex. Saturday, Sunday & *Holidays | | |
| Gresham Jct. | P.M. 5.49 | P.M. 5.51 | P.M. 6.34 | P.M. 6.34 | P.M. 7.30 | P.M. 7.30 | | P.M. 8.29 | P.M. 9.34 | P.M. 9.35 | P.M. 10.33 | P.M. 11.44 | | |
| Brainerd Jct. | 5.50 | 5.52 | 6.35 | 6.35 | 7.31 | 7.31 | P.M. 8.05 | 8.30 | 9.35 | 9.36 | 10.34 | 11.45 | | |
| BRAINERD. | s 5.51 | s 5.53 | s 6.36 | s 6.36 | s 7.32 | s 7.32 | | s 8.31 | s 9.36 | s 9.37 | s 10.35 | s 11.46 | | |
| Beverly Jct. | 5.52 | 5.54 | 6.37 | 6.37 | 7.33 | 7.33 | 8.06 P.M. | 8.32 | 9.37 | 9.38 | 10.36 | 11.47 | | |
| Penna. Crossing. | | | | | | | | | | | | | | |
| BEVERLY HILLS - 91st St. . . | s 5.53 | s 5.55 | s 6.38 | s 6.38 | s 7.34 | s 7.34 | | s 8.33 | s 9.38 | s 9.39 | s 10.37 | s 11.48 | | |
| BEVERLY HILLS - 95th St. . . | s 5.55 | s 5.57 | s 6.40 | s 6.40 | s 7.36 | s 7.36 | | s 8.35 | s 9.40 | s 9.41 | s 10.39 | s 11.50 | | |
| BEVERLY HILLS - 99th St. . . | s 5.57 | s 5.59 | s 6.42 | s 6.42 | s 7.38 | s 7.38 | | s 8.37 | s 9.42 | s 9.43 | s 10.41 | s 11.52 | | |
| BEVERLY HILLS - 103rd St. . . | s 5.59 | s 6.01 | s 6.44 | s 6.44 | s 7.40 | s 7.40 | | s 8.39 | s 9.44 | s 9.45 | s 10.43 | s 11.54 | | |
| BEVERLY HILLS - 107th St. . . | s 6.01 | s 6.03 | s 6.46 | s 6.46 | s 7.42 | s 7.42 | | s 8.41 | s 9.46 | s 9.47 | s 10.45 | s 11.56 | | |
| MORGAN PARK - 111th St. . . | s 6.03 | s 6.05 | s 6.48 | s 6.48 | s 7.44 | s 7.44 | | s 8.43 | s 9.48 | s 9.49 | s 10.47 | s 11.58 | | |
| MORGAN PARK - 115th St. . . | s 6.05 | s 6.07 | s 6.50 | s 6.50 | s 7.46 | s 7.46 | | s 8.45 | s 9.50 | s 9.51 | s 10.49 | s 12.02 | | |
| BLUE ISLAND - 119th St. . . | s 6.07 | s 6.09 | s 6.52 | s 6.52 | s 7.48 | s 7.48 | | s 8.47 | s 9.52 | s 9.53 | s 10.51 | s 12.04 | | |
| BLUE ISLAND - 123rd St. . . | s 6.09 | s 6.11 | s 6.54 | s 6.54 | s 7.50 | s 7.50 | | s 8.49 | s 9.54 | s 9.55 | s 10.53 | s 12.06 | | |
| BLUE ISLAND - Prairie St. . . | s 6.11 | s 6.13 | s 6.56 | s 6.56 | s 7.52 | s 7.52 | | s 8.51 | s 9.56 | s 9.57 | s 10.55 | s 12.08 | | |
| BI BLUE ISLAND - Vermont St. *TO | 6.13 P.M. | 6.15 P.M. | 6.58 P.M. | 6.58 P.M. | 7.54 P.M. | 7.54 P.M. | | 8.53 P.M. | 9.58 P.M. | 9.59 P.M. | 10.57 P.M. | 12.08 A.M. | | |
| Western Ave. Jct. | | | | | | | | | | | | | | |

ON TWO MAIN TRACKS, WHEN EITHER IS USED AS A SINGLE TRACK,
TRAINS EASTWARD ARE SUPERIOR TO TRAINS OF THE SAME CLASS
WESTWARD.

* See S-5 Rule 8a.

Number 613 will operate Labor Day.

SUBURBAN BRANCH EASTWARD

| SUBDIVISION 1-A STATIONS Time Table No. 7 April 25, 1965 | | M. P. from Chicago | FIRST CLASS | | | | | | | | | | | | | |
|---|----------------------------------|-----------------------|-----------------------|------------------|--|--|--|------------------|--|-------------------------------------|--|--|--|------------------|--|--------------|
| | | | 102 | 104 | 106 | 108 | 110 | 112 | 114 | 116 | 118 | 120 | 122 | 124 | 126 | |
| | | | Sub. | Sub. | Sub. | Sub. Exp. | Sub. | Sub. | Sub. Exp. | Sub. | Sub. | Sub. Exp. | Sub. Exp. | Sub. Exp. | Sub. | Sub. Exp. |
| | | | Daily Ex. Saturday | Saturday Only | Daily Ex. Saturday, Sunday & ★ Holidays | Daily Ex. Saturday, Sunday & ★ Holidays | Daily Ex. Saturday, Sunday & ★ Holidays | Saturday Only | Daily Ex. Saturday, Sunday & ★ Holidays | Saturday, Sunday & ★ Holidays | Daily Ex. Saturday, Sunday & ★ Holidays | Daily Ex. Saturday, Sunday & ★ Holidays | Daily Ex. Saturday, Sunday & ★ Holidays | Saturday Only | Daily Ex. Saturday, Sunday & ★ Holidays | |
| | Gresham Jct. | 9.9 | A.M. 4.53 | A.M. 5.03 | A.M. 5.41 | A.M. 6.17 | A.M. 6.21 | A.M. 6.22 | A.M. 6.39 | A.M. 6.44 | A.M. 6.44 | A.M. 6.50 | A.M. 7.00 | A.M. 7.07 | A.M. 7.14 | |
| | Brainerd Jct. | 10.4 | 4.52 | 5.02 | 5.40 | 6.16 | 6.20 | 6.21 | 6.38 | 6.43 | 6.43 | 6.49 | 6.59 | 7.06 | 7.13 | |
| X1 | BRAINERD | 10.6 | 4.51 | 5.01 | 5.39 | 6.15 | 6.19 | 6.20 | 6.37 | 6.42 | 6.42 | 6.48 | 6.58 | 7.05 | 7.12 | |
| | Beverly Jct. | 11.0 | 4.49 | 4.59 | 5.38 | 6.13 | 6.18 | 6.19 | 6.36 | 6.41 | 6.41 | 6.47 | 6.57 | 7.04 | 7.11 | |
| | Penna. Crossing | 11.3 | | | | | | | | | | | | | | |
| X1-α | BEVERLY HILLS - 91st St. . . | 11.3 | 4.48 | 4.58 | 5.37 | 6.12 | 6.17 | 6.18 | 6.35 | 6.40 | 6.40 | 6.46 | 6.56 | 7.03 | 7.10 | |
| X2 | BEVERLY HILLS - 95th St. . . | 11.7 | 4.46 | 4.56 | 5.35 | 6.10 | | 6.16 | 6.33 | 6.38 | 6.38 | 6.44 | 6.54 | 7.01 | 7.08 | |
| X2-α | BEVERLY HILLS - 99th St. . . | 12.3 | 4.44 | 4.54 | 5.33 | 6.08 | | 6.14 | 6.31 | 6.36 | 6.36 | 6.42 | 6.52 | 6.59 | 7.06 | |
| X3 | BEVERLY HILLS - 103rd St. . . | 12.8 | 4.42 | 4.52 | 5.31 | 6.05 | | 6.12 | 6.29 | 6.34 | 6.34 | 6.40 | 6.50 | 6.57 | 7.04 | |
| X3-α | BEVERLY HILLS - 107th St. . . | 13.3 | 4.40 | 4.50 | 5.29 | 6.03 | | 6.10 | 6.27 | 6.32 | 6.32 | 6.38 | 6.48 | 6.55 | 7.02 | |
| 25004 | MORGAN PARK - 111th St. . . | 13.8 | 4.39 | 4.49 | 5.27 | 6.01 | 6.11 | 6.09 | 6.25 | 6.30 | 6.30 | 6.36 | 6.46 | 6.54 | 7.00 | |
| X4-α | MORGAN PARK - 115th St. . . | 14.3 | 4.37 | 4.47 | 5.25 | 5.59 | | 6.07 | 6.23 | 6.28 | 6.28 | 6.34 | 6.43 | 6.52 | 6.58 | |
| | BLUE ISLAND - 119th St. . . | 14.8 | 4.35 | 4.45 | 5.23 | 5.57 | 6.08 | 6.05 | | 6.26 | 6.26 | 6.32 | 6.41 | 6.50 | 6.56 | |
| | BLUE ISLAND - 123rd St. . . | 15.2 | 4.33 | 4.43 | 5.22 | 5.55 | | 6.04 | | 6.24 | 6.24 | 6.30 | 6.39 | 6.49 | 6.54 | |
| X5 | BLUE ISLAND - Prairie St. . . | 15.8 | 4.32 | 4.42 | 5.20 | 5.53 | 6.05 | 6.02 | 6.17 | 6.22 | 6.22 | 6.28 | 6.37 | 6.47 | 6.52 | |
| 16 | BI BLUE ISLAND - Vermont St. . . | 16.4 | 4.30 | 4.40 | 5.18 | 5.51 | A.M. | 6.00 | A.M. | 6.20 | 6.20 | A.M. | A.M. | 6.45 | 6.50 | |
| | Western Ave. Jct. | 16.8 | | | | | | | | | | | | | | |

See foot notes on page 13.

* See S-5 Rule 2a.

SUBURBAN BRANCH EASTWARD

SUBDIVISION 1-A

STATIONS

Time Table No. 7

April 25, 1965

FIRST CLASS

| SUBDIVISION 1-A STATIONS Time Table No. 7 April 25, 1965 | FIRST CLASS | | | | | | | | | | | | | |
|---|---------------------------------------|-----------------------------|-----------------------------|--------|-----------------------------|----------|---------------------------------------|-----------------------------|---------------------------------------|---------------------------------------|---------------------------------------|-----------------------------|---------|---------------------------------------|
| | 128 | 130 | 132 | 134 | 136 | 710 | 138 | 140 | 142 | 144 | 146 | 148 | 706 | 150 |
| | Sub. Exp. | Sub. | Sub. | Sub. | Sub. | B.&O. 10 | Sub. | Sub. | Sub. | Sub. | Sub. | Sub. | B.&O. 6 | Sub. |
| | Daily Ex. Saturday, Sunday & Holidays | Daily Ex. Sunday & Holidays | Daily Ex. Sunday & Holidays | Daily | Daily Ex. Sunday & Holidays | Daily | Daily Ex. Saturday, Sunday & Holidays | Saturday, Sunday & Holidays | Daily Ex. Saturday, Sunday & Holidays | Daily Ex. Saturday, Sunday & Holidays | Daily Ex. Saturday, Sunday & Holidays | Daily Ex. Sunday & Holidays | Daily | Daily Ex. Saturday, Sunday & Holidays |
| | A.M. | A.M. | A.M. | A.M. | A.M. | A.M. | A.M. | P.M. | P.M. | P.M. | P.M. | P.M. | P.M. | P.M. |
| Gresham Jct. 0.5 | 7.23 | 7.52 | 8.44 | 9.40 | 10.54 | | 11.54 | 12.54 | 12.54 | 1.54 | 2.39 | 3.39 | | 4.39 |
| Brainerd Jct. 0.2 | 7.22 | 7.51 | 8.43 | 9.39 | 10.53 | 11.03 | 11.53 | 12.53 | 12.53 | 1.53 | 2.38 | 3.38 | 3.58 | 4.38 |
| BRAINERD. 0.4 | s 7.21 | s 7.50 | s 8.42 | s 9.38 | s 10.52 | | s 11.52 | s 12.52 | s 12.52 | s 1.52 | s 2.37 | s 3.37 | | s 4.37 |
| Beverly Jct. 0.3 | 7.20 | 7.49 | 8.41 | 9.37 | 10.51 | 11.01 | 11.51 | 12.51 | 12.51 | 1.51 | 2.36 | 3.36 | 3.56 | 4.36 |
| Penna. Crossing. 0.0 | | | | | | A.M. | | | | | | | P.M. | |
| BEVERLY HILLS - 91st St. ... 0.4 | s 7.19 | s 7.48 | s 8.40 | s 9.36 | s 10.50 | | s 11.50 | s 12.50 | s 12.50 | s 1.50 | s 2.35 | s 3.35 | | s 4.35 |
| BEVERLY HILLS - 95th St. ... 0.6 | s 7.17 | s 7.46 | s 8.38 | s 9.34 | s 10.48 | | s 11.48 | s 12.48 | s 12.48 | s 1.48 | s 2.33 | s 3.33 | | s 4.33 |
| BEVERLY HILLS - 99th St. ... 0.5 | s 7.15 | s 7.44 | s 8.36 | s 9.31 | s 10.46 | | s 11.46 | s 12.46 | s 12.46 | s 1.46 | s 2.31 | s 3.31 | | s 4.31 |
| BEVERLY HILLS - 103rd St. ... 0.5 | s 7.13 | s 7.42 | s 8.34 | s 9.29 | s 10.44 | | s 11.44 | s 12.44 | s 12.44 | s 1.44 | s 2.29 | s 3.29 | | s 4.29 |
| BEVERLY HILLS - 107th St. ... 0.5 | s 7.11 | s 7.40 | s 8.32 | s 9.27 | s 10.42 | | s 11.42 | s 12.42 | s 12.42 | s 1.42 | s 2.27 | s 3.27 | | s 4.27 |
| MORGAN PARK - 111th St. ... 0.5 | s 7.09 | s 7.39 | s 8.30 | s 9.25 | s 10.40 | | s 11.40 | s 12.40 | s 12.40 | s 1.40 | s 2.25 | s 3.25 | | s 4.25 |
| MORGAN PARK - 115th St. ... 0.5 | s 7.07 | s 7.37 | s 8.28 | s 9.23 | s 10.38 | | s 11.38 | s 12.38 | s 12.38 | s 1.38 | s 2.23 | s 3.23 | | s 4.23 |
| BLUE ISLAND - 119th St. ... 0.4 | s 7.05 | s 7.35 | s 8.26 | s 9.21 | s 10.36 | | s 11.36 | s 12.36 | s 12.36 | s 1.36 | s 2.21 | s 3.21 | | s 4.21 |
| BLUE ISLAND - 123rd St. ... 0.6 | s 7.03 | s 7.34 | s 8.24 | s 9.19 | s 10.34 | | s 11.34 | s 12.34 | s 12.34 | s 1.34 | s 2.19 | s 3.19 | | s 4.19 |
| BLUE ISLAND - Prairie St. ... 0.6 | s 7.01 | s 7.32 | s 8.22 | s 9.17 | s 10.32 | | s 11.32 | s 12.32 | s 12.32 | s 1.32 | s 2.17 | s 3.17 | | s 4.17 |
| BI BLUE ISLAND - Vermont St. ... 0.2 | s 6.59 | s 7.30 | s 8.20 | s 9.15 | s 10.30 | | s 11.30 | s 12.30 | s 12.30 | s 1.30 | s 2.15 | s 3.15 | | s 4.15 |
| Western Ave. Jct. 6.7 | A.M. | A.M. | A.M. | A.M. | A.M. | | A.M. | P.M. | P.M. | P.M. | P.M. | P.M. | | P.M. |

TWO MAIN TRACKS

TO

ON TWO MAIN TRACKS, WHEN EITHER IS USED AS A SINGLE TRACK, TRAINS EASTWARD ARE SUPERIOR TO TRAINS OF THE SAME CLASS WESTWARD.

* See S-5 Rule 8c.

SUBURBAN BRANCH EASTWARD

SUBDIVISION 1-A

STATIONS

Time Table No. 7

April 25, 1965

FIRST CLASS

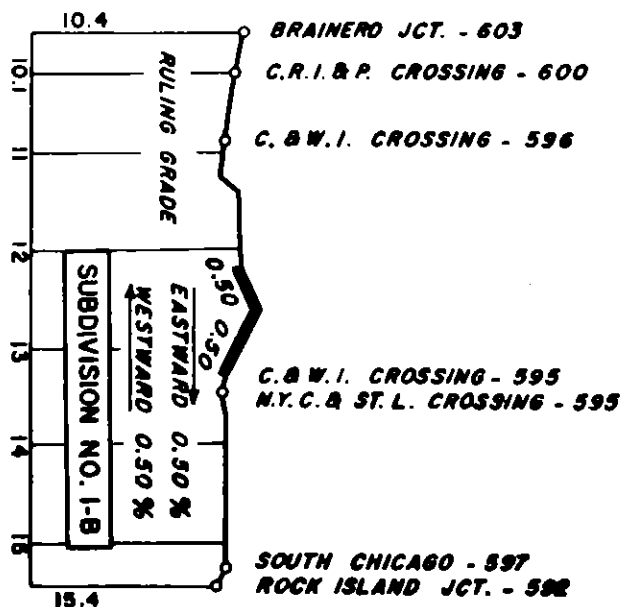
| | |
|--------------------------------|-----|
| Gresham Jct. | 0.5 |
| Brainerd Jct. | 0.2 |
| BRAINERD. | 0.4 |
| Beverly Jct. | 0.3 |
| ... Penna. Crossing. | 0.0 |
| BEVERLY HILLS - 91st St. . . | 0.4 |
| BEVERLY HILLS - 95th St. . . | 0.6 |
| BEVERLY HILLS - 99th St. . . | 0.5 |
| BEVERLY HILLS - 103rd St. . . | 0.5 |
| BEVERLY HILLS - 107th St. . . | 0.5 |
| MORGAN PARK - 111th St. . . | 0.5 |
| MORGAN PARK - 115th St. . . | 0.5 |
| BLUE ISLAND - 119th St. . . | 0.4 |
| BLUE ISLAND - 123rd St. . . | 0.6 |
| BLUE ISLAND - Prairie St. . . | 0.6 |
| BI BLUE ISLAND - Vermont St. * | 0.2 |
| Western Ave. Jct. | 6.7 |

TWO MAIN TRACKS

| 608 | 152 | 154 | 156 | 158 | 502 | 160 | 708 | 610 | 162 | | | | |
|--------------|-------------------------------------|------------------------|--|-------------------------------------|--|-------------------------------------|--------------|-----------------------------|---------------|--|--|--|--|
| C.&O. 8 | Sub. | Sub. | Sub. | Sub. | Sub. | Sub. | B.&O. 8 | C.&O. 10 | Sub. | | | | |
| Daily | Daily Ex. Sunday & ★ Holidays | Sunday & ★ Holidays | Daily Ex. Saturday, Sunday & ★ Holidays | Daily Ex. Sunday & ★ Holidays | Daily Ex. Saturday, Sunday & ★ Holidays | Saturday, Sunday & ★ Holidays | Daily | Daily except Saturday | Daily | | | | |
| P.M. 4.58 | P.M. 5.29 | P.M. 5.29 | P.M. 6.29 | P.M. 7.29 | P.M. 8.21 | P.M. 8.29 | P.M. 9.52 | P.M. 10.05 | P.M. 10.29 | | | | |
| § 5.27 | § 5.27 | § 6.27 | § 7.27 | § 8.19 | § 8.27 | | | | § 10.27 | | | | |
| 4.56 P.M. | 5.26 | 5.26 | 6.26 | 7.26 | 8.18 | 8.26 | 9.51 P.M. | 10.03 P.M. | 10.26 | | | | |
| § 5.25 | § 5.25 | § 6.25 | § 7.25 | § 8.17 | § 8.25 | | | | § 10.25 | | | | |
| § 5.23 | § 5.23 | § 6.23 | § 7.23 | § 8.15 | § 8.23 | | | | § 10.23 | | | | |
| § 5.21 | § 5.21 | § 6.21 | § 7.21 | § 8.13 | § 8.21 | | | | § 10.21 | | | | |
| § 5.19 | § 5.19 | § 6.19 | § 7.19 | § 8.11 | § 8.19 | | | | § 10.19 | | | | |
| § 5.17 | § 5.17 | § 6.17 | § 7.17 | § 8.09 | § 8.17 | | | | § 10.17 | | | | |
| § 5.15 | § 5.15 | § 6.15 | § 7.15 | § 8.07 | § 8.15 | | | | § 10.15 | | | | |
| § 5.13 | § 5.13 | § 6.13 | § 7.13 | § 8.05 | § 8.13 | | | | § 10.13 | | | | |
| § 5.11 | § 5.11 | § 6.11 | § 7.11 | § 8.03 | § 8.11 | | | | § 10.11 | | | | |
| § 5.09 | § 5.09 | § 6.09 | § 7.09 | § 8.01 | § 8.09 | | | | § 10.09 | | | | |
| § 5.07 | § 5.07 | § 6.07 | § 7.07 | § 7.59 | § 8.07 | | | | § 10.07 | | | | |
| 5.05 P.M. | 5.05 P.M. | 6.05 P.M. | 7.05 P.M. | § 7.57 | 8.05 P.M. | | | | 10.05 P.M. | | | | |
| | | | | | 7.56 P.M. | | | | | | | | |

ON TWO MAIN TRACKS, WHEN EITHER IS USED AS A SINGLE TRACK TRAINS EASTWARD ARE SUPERIOR TO TRAINS OF THE SAME CLASS WESTWARD.

* See S-5 Rule 8a.



SOUTH CHICAGO BRANCH WESTWARD

| Station Numbers | SUBDIVISION 1-B STATIONS Time Table No. 7 April 25, 1965 | M.P. from Chicago | Signs | FIRST CLASS | | | | | | | | | | | | | |
|-----------------|--|-------------------|--------------|---------------------|--------------|--------------|---------------------|--------------|---------------|--|--|--|--|--|--|--|--|
| | | | | 607 | 709 | 705 | 609 | 707 | 613 | | | | | | | | |
| | | | | C.&O. 7 | B.&O. 9 | B. & O. 5 | C.&O. 9 | B.&O. 7 | C. & O. 13 | | | | | | | | |
| | | | | Daily Except Monday | Daily | Daily | Daily Except Sunday | Daily | Sunday Only # | | | | | | | | |
| ... | Rock Island Jct. ... 0.2 | 15.4 | | A.M. 3.34 | A.M. 4.41 | A.M. 6.31 | A.M. 9.59 | P.M. 2.26 | P.M. 7.52 | | | | | | | | |
| 26005 | SOUTH CHICAGO ... 1.9 | 15.2 | P RFW YYd | s 3.35 | s 4.43 | s 6.33 | s 10.00 | s 2.28 | s 7.53 | | | | | | | | |
| ... | NYC&StL Crossing ... 0.0 | 13.3 | | 3.38 | 4.46 | 6.36 | 10.03 | 2.32 | 7.56 | | | | | | | | |
| ... | C&WI Crossing ... 2.5 | 13.3 | | | | | | | | | | | | | | | |
| ... | C&WI Crossing ... 0.8 | 10.8 | | 3.41 | 4.49 | 6.39 | 10.06 | 2.35 | 7.59 | | | | | | | | |
| ... | Main Line Jct. ... 0.1 | 10.0 | | | | | | | | | | | | | | | |
| ... | CRISP Crossing ... 0.4 | 10.1 | | 3.44 | 4.51 | 6.41 | 10.09 | 2.37 | 8.02 | | | | | | | | |
| ... | Brainerd Jct. ... 5.9 | 10.4 | | 3.47 A.M. | 4.54 A.M. | 6.43 A.M. | 10.12 A.M. | 2.38 P.M. | 8.05 P.M. | | | | | | | | |

Number 613 will operate Labor Day.

EASTWARD

| Station Numbers | SUBDIVISION 1-B STATIONS Time Table No. 7 April 25, 1965 | M.P. from Chicago | Signs | FIRST CLASS | | | | | | | | | | | | | |
|-----------------|--|-------------------|-------|---------------|--------------|--------------|---------------|-------------------|--|--|--|--|--|--|--|--|--|
| | | | | 710 | 706 | 608 | 708 | 610 | | | | | | | | | |
| | | | | B.&O. 10 | B.&O. 6 | C.&O. 8 | B.&O. 8 | C.&O. 10 | | | | | | | | | |
| | | | | Daily | Daily | Daily | Daily | Daily Except Sat. | | | | | | | | | |
| ... | Rock Island Jct. ... 0.2 | | | A.M. 11.16 | P.M. 4.11 | P.M. 5.10 | P.M. 10.06 | P.M. 10.19 | | | | | | | | | |
| ... | SOUTH CHICAGO ... 1.9 | | | s 11.15 | s 4.10 | s 5.08 | s 10.05 | s 10.18 | | | | | | | | | |
| ... | NYC&StL Crossing ... 0.0 | | | 11.10 | 4.05 | 5.05 | 9.59 | 10.12 | | | | | | | | | |
| ... | C&WI Crossing ... 2.5 | | | | | | | | | | | | | | | | |
| ... | C&WI Crossing ... 0.8 | | | 11.07 | 4.02 | 5.02 | 9.56 | 10.09 | | | | | | | | | |
| ... | Main Line Jct. ... 0.1 | | | | | | | | | | | | | | | | |
| ... | CRISP Crossing ... 0.4 | | | 11.04 | 3.59 | 4.59 | 9.53 | 10.06 | | | | | | | | | |
| ... | Brainerd Jct. ... 5.9 | | | 11.03 A.M. | 3.58 P.M. | 4.58 P.M. | 9.52 P.M. | 10.05 P.M. | | | | | | | | | |

ON TWO MAIN TRACKS, WHEN EITHER IS USED AS A SINGLE TRACK,
TRAINS EASTWARD ARE SUPERIOR TO TRAINS OF THE SAME
CLASS WESTWARD.

* See S-5 Rule 8a.

Office Hours

Daylight
Saving
Time

Telephones for communication with Dispatcher or Block Operator are located
as follows:

| | | | | |
|----------|----------|----------|----------|----------|
| MP 15-48 | MP 23-17 | MP 30-35 | MP 36-11 | MP 41-6 |
| MP 16-11 | MP 23-50 | MP 32-29 | MP 36-35 | MP 41-30 |
| MP 16-44 | MP 28-36 | MP 34-6 | MP 37-6 | MP 42-15 |
| MP 18-11 | MP 29-34 | MP 35-17 | MP 37-47 | MP 43-18 |
| MP 20-13 | MP 29-43 | MP 35-27 | MP 41-3 | MP 43-26 |
| | | | | MP 43-33 |

| | | | |
|-------------|-------|------------------------|---|
| Blue Island | | Continuous | } Daily Except Saturdays and Holiday |
| Midlothian | | 6:00 A.M. to 3:00 P.M. | |
| Oak Forest | | 6:00 A.M. to 3:00 P.M. | |
| Tinley Park | | 6:00 A.M. to 3:00 P.M. | |
| Mokena | | 6:00 A.M. to 3:00 P.M. | |
| New Lenox | | 6:00 A.M. to 3:00 P.M. | |
| Joliet | | 7:30 A.M. to 4:30 P.M. | |

F. J. GARNER, Ass't. Supt.
F. G. VESTAL, Trainmaster
L. C. BROGDON, Trainmaster
D. C. WEITZMAN, Assistant Trainmaster
J. H. BROWN, JR. Asst. Trainmaster
T. F. KELLY, Master Mechanic
L. C. LONNEGREN, Road Foreman Equipment
J. W. BURKE, Road Foreman Equipment
N. P. SIMON, Tower Supervisor Ass't. to
Trainmaster

} Blue Island, Ill.

R. J. VINSON, Assistant Trainmaster

} Joliet, Ill.

V. R. BEESON, Chief Dispatcher.
D. M. MARTIN, Assistant Chief Dispatcher
C. J. YORK, Assistant Chief Dispatcher
C. R. GIBSON, Assistant Chief Dispatcher

} Rock Island, Ill.

H. F. FURMAN,
G. W. OLSON,
J. N. HARDIN,
R. C. FEE,
W. W. WEST,
R. L. THOMPSON,
G. R. WILLIAMSON,
J. A. HEAD,
J. F. CORDER,
J. N. SPEAKE,

} Dispatchers,
Rock Island.