

COMPANY DOCTORS

LOCATION

J.M.L. Jensen; Chief Surgeon
Tel. WA 2 3200 Local 220Chicago

W.D. Larson.....Annawan
J.S. Puentes.....Atkinson
* R.E. Field.....Blue Island
* R.J. Foley.....Davenport
* S.F. Smazal.....Davenport
P.M. Schmidt.....Galva
W.R. Young.....Geneseo
* R.J. Kennedy.....Joliet
* J.A. Zalar.....Joliet
J.W. Cannon.....Lacon
* J.W. Geiger.....LaSalle
P.R. Clark.....Marseilles
E.T. Moverson.....Midlothian
L.S. Helfrich.....Moline
J.P. Roth.....Morris
* R.O. Lewis.....Ottawa
* J. DeVries.....Ottawa
* J.L. Weimer.....Peoria
R.K. Taubert.....Peoria
* C.D. Branch.....Peoria
* James Foresman.....Princeton
* C.P. O'Neill.....Rock Island
* A.L. Karabin.....Roseland
T.F. Mullen.....Seneca
O.B. Giltner.....Sheffield
* H.C. DeBourcy.....Silvis
* Lawrence Bowness.....So. Chicago
* Odie Little.....So. Chicago
* H.U. Jacobs.....Spring Valley
L.P. Jukancic.....Spring Valley
J.K. Gonzales.....Tinley Park
H.E. Brown.....Tiskilwa

* Examiner

Oculist & Aurist

Homer B. Field.....Blue Island
H.V. Wadsworth.....Joliet
C.D. Johnson.....Moline
A. Zimmer.....Moline
R.A. Vanetta.....Ottawa
G.J. Wyman.....Peoria

OFFICIAL HOSPITALS

Place	Name	Telephone
Chicago	Presbyterian-St. Lukes 1753 Congress	SE8-4411
Englewood	St. Bernards 6337 Harvard Ave.	TR3-8200
So. Chicago	South Chicago 2320 E. 93rd. St.	ES5-4400
Blue Island	St. Francis 12948 Gregory St.	FU5-7300
Joliet	Silver Cross 600 Walnut St.	727-1711
Joliet	St. Josephs 733 Madison	725-7133
Morris	Morris 110 W. High St.	942-2932
Ottawa	Reburn Memorial-Clinton & Madison	433-3100
LaSalle	St. Marys O'Connor Ave.	223-0607
Geneseo	J.C. Hammond City 536 N. College	944-2186
Moline	Moline Public 702 5th. Ave	762-3651
Rock Island	St. Anthonys 767 30th. St.	788-7631
Davenport	Mercy 1326 W. Lombard	324-2611
Peoria	St. Francis Glen Oak Ave.	674-7731

RULE 4(b) UNIFORM CODE OF OPERATING RULES:

Employees whose duties are in any way affected by the timetable must have a copy of the current timetable and "Speed Restrictions and Special Instructions" No. 6 with them while on duty.

Chicago, Rock Island & Pacific Railroad



TIME TABLE

ILLINOIS DIVISION

No. 9

EFFECTIVE AT 12:01 A. M.
CENTRAL STANDARD TIME

SUNDAY, APRIL 24, 1966

F. J. GARNER
Superintendent

B. L. SCHOECH
Ass't General Manager

J. B. BUFFALO
General Manager

W. F. THOMPSON
Senior Ass't.
General Manager.

This Time Table for the exclusive use
and guidance of Employees

MAIN LINE WESTWARD

SUBDIVISION 1 STATIONS

Time Table No. 9
April 24, 1966

FIRST CLASS

M.P. 15 Pole 26 to M.P. 39 Pole 52, S-6 Rules CR-13 and CR-13A
Signal Indications, S-6 Rules CR-13 and CR-13A

STATIONS	M.P. from Chicago	Capacity of Sidings	Signs	FIRST CLASS											
				203	205	113	11	115	207	209	117	119	211	121	
				Sub.	Sub.	Sub.	Psgr	Sub.	Sub.	Sub.	Sub.	Sub.	Sub.	Sub.	
GO... CHICAGO... *	0		RW	A.M.	A.M.	A.M.	A.M.	A.M.	A.M.	A.M.	A.M.	A.M.	A.M.	A.M.	A.M.
... Ill. Cent. Crossing ...	1.1		TY	5.45	7.00	7.05	8.00	8.05	8.15	8.15	9.05	10.05	10.50	11.20	
... ENGLEWOOD ...	5.6														
... Penna. Crossing ...	6.7			s 5.57	s 7.12	s 7.17	s 8.12	s 8.17		s 8.27	s 9.17	s 10.17	s 11.02	s 11.32	
... HAMILTON PARK ...	7.8								8.27						
... AUBURN PARK ...	8.6			s 6.00	s 7.15	s 7.20		s 8.20		s 8.30	s 9.20	s 10.20	s 11.05	s 11.35	
... GRESHAM ... *	9.8		Y	s 6.03	s 7.18	s 7.23		s 8.23	s 8.31	s 8.33	s 9.23	s 10.23	s 11.08	s 11.38	
... Gresham Jct. ...	9.9					7.24		8.24			9.24	10.24		11.39	
... So. Chicago Line Jct. ...	10.0										9.24	10.24			
... CRISP Crossing ...	10.1			6.04	7.19		8.17		8.32	8.34					
... So. Chicago Line Jct. ...	10.3										A.M.	A.M.		11.09	
LONGWOOD MANOR-95th St.	10.9			s 6.06	s 7.21				s 8.34	s 8.36				s 11.11	
LONGWOOD MANOR-99th St.	11.4			s 6.08	s 7.23				s 8.36	s 8.38				s 11.13	
... Penna. Crossing ...	12.0						8.19								
WASHINGTON HEIGHTS...	12.0			s 6.10	s 7.25				s 8.38	s 8.40				s 11.15	
... CIVINS ...	12.9			s 6.13										s 11.17	
BI... BLUE ISLAND... *	15.7		RFW TYd	s 6.19	s 7.31		8.23		s 8.44	s 8.46				s 11.22	
... Western Ave. Jct. ...	15.9														
... ROBBINS ...	17.2			s 6.21	s 7.33										
... MIDLOTHIAN ...	18.4			s 6.24	s 7.36				s 8.48	s 8.50				s 11.24	
OA... OAK FOREST ...	P 20.4			s 6.27	s 7.40		8.27		s 8.52	s 8.54				s 11.27	
BM... TINLEY PARK ...	P 23.5	43		s 6.32	s 7.45		8.30		s 8.57	s 8.59				s 11.31	
NA... MOKENA ...	P 29.6	99		s 6.39	s 7.52		8.35		s 9.04	s 9.06				s 11.36	
NX... NEW LENOX ...	P 34.0			s 6.45	s 7.58		8.40		s 9.10	s 9.12				s 11.49	
... E&E CROSSING ...	38.9														
... MC CROSSING ... *	P 39.2														
... GMSO and AT&SF Crossing ...	P 40.2														
J... JOLIET... *	40.2		RFW TYd	6.55 A.M.	8.08 A.M.		g 8.50 A.M.		9.20 A.M.	9.22 A.M.				11.59 A.M.	

EXCEPT WHERE RULES 400 to 406, INCLUSIVE AND 450 to 453, INCLUSIVE ARE IN EFFECT, ON TWO MAIN TRACKS, WHEN EITHER IS USED AS SINGLE TRACK, OR WHEN OPERATING UNDER RULE 356, TRAINS EASTWARD ARE SUPERIOR TO TRAINS OF THE SAME CLASS WESTWARD

See S-6 Rule 12

Rules 93 and D-93 are in effect at Blue Island and Joliet, within signal indication territory. See Rules 400-406 and 450-453 inclusive.

No. 11 Receive for points where scheduled to stop.

Between Chicago and Englewood trains will be governed by CRI&P and NYC Special Instructions No. 3

Passenger trains handling conventional type equipment will not exceed 79 mph.

See page 6 for Station numbers Subdivision 1

MAIN LINE WESTWARD

FIRST CLASS

SUBDIVISION 1 STATIONS

Time Table No. 9
April 24, 1966

M.P. 15-Pole 26 to M.P. 39 Pole 52, 5-6 Rules CR-13 and CR-13A
Signal Indications, 5-6 Rules CR-13 and CR-13A

GO . . . CHICAGO . . . *	0
Ill. Cent. Crossing . . .	1.1
ENGLEWOOD . . .	5.6
Penna. Crossing . . .	0.0
HAMILTON PARK . . .	1.1
AUBURN PARK . . .	0.8
GRESHAM . . . *	1.2
Gresham Jct. . . .	0.1
So. Chicago Line Jct. . .	0.0
CRIP Crossing . . .	0.1
So. Chicago Line Jct. . .	0.2
LONGWOOD MANOR-95th St.	0.5
LONGWOOD MANOR-99th St.	0.5
Penna. Crossing . . .	0.0
WASHINGTON HEIGHTS . .	0.0
GIVINS	0.5
BI . . . BLUE ISLAND . . . *	1.6
Western Ave. Jct. . .	0.2
ROBBINS	1.3
MIDLOTHIAN	1.2
OA . . . OAK FOREST . . .	2.0
BM . . . TINLEY PARK . . .	3.1
NA . . . MOKENA	5.1
NX . . . NEW LENOX	4.4
EJ&E CROSSING	4.9
MC CROSSING	0.3
GM&O and AT&SF Crossing	1.0
J JOLIET *	0.0
	40.2

TO Rule CR-1
S-6 Rule CR-1
TWO OR MORE TRACKS
TO

M.P. from Chicago	Capacity of Sidings	Signs	3	7	123	213	125	127	215	129	131	217	501
			Golden State	Psgr.	Sub.	Sub.	Sub.	Sub.	Sub.	Sub.	Sub.	Sub.	Sub.
			Daily	Daily	Daily Ex. Sat. Sun. & Holi-days	Daily Ex. Sun. & Holi-days	Sat. Sun. & Holi-days	Daily Ex. Sat. Sun. & Holi-days	Sat. Only	Daily Ex. Sun. & Holi-days	Sun. & Holi-days	Daily Ex. Sat. Sun. & Holi-days	Sun. & Holi-days
			A.M. 11.30	A.M. 11.45	P.M. 12.05	P.M. 12.25	P.M. 1.05	P.M. 1.05	P.M. 1.35	P.M. 2.05	P.M. 2.05	P.M. 2.30	P.M. 2.45
1.1		TY											
5.6			s11.42	s11.57		s12.37	s 1.17	s 1.17	s 1.47		s 2.17	s 2.42	s 2.57
6.7				A.M. 12.17						2.17			
7.8						s12.40		s 1.20				s 2.44	
8.6						s12.42	s 1.20	s 1.22	s 1.50		s 2.20	s 2.47	s 3.00
9.8		Y			s12.21	s12.44	s 1.23	s 1.24	s 1.53	s 2.21	s 2.23	s 2.50	s 3.03
9.9					12.22		1.24	1.25		2.22	2.24		3.04
10.0				P.M.	P.M.		P.M.	P.M.		P.M.	P.M.		P.M.
10.1			11.46	12.02		12.45			1.54			2.51	
10.3													
10.9						s12.47			s1.56			s 2.53	
11.4						s12.49			s1.58			s 2.55	
12.0			11.48	12.04									
12.0						s12.51			s2.00			s 2.57	
12.9						s12.53			s2.02			s 2.59	
15.7		RFW TYd	11.52	12.08		s12.58			s2.07			s3.04	
15.9													P.M. 3.77
17.2						s 1.00			s2.09			s3.06	s3.28
18.4						s 1.03			s2.12			s3.09	s3.31
20.4			11.56	12.12		s 1.07			s2.16			s3.13	s3.35
23.5	43		11.59	12.15		s 1.12			s2.21			s3.18	s3.39
29.6	99		12.04	12.20		s 1.19			s2.28			s3.25	s3.46
34.0			12.08	12.25		s 1.25			s2.34			s3.31	s3.52
38.9													
39.2													
40.2													
40.2		RFW TYd	s12.15 P.M.	s12.35 P.M.		1.35 P.M.			2.45 P.M.			3.42 P.M.	4.02 P.M.

See foot notes on page 1

No. 3 Receive for points where scheduled to stop.

No. 7 Receive for points where scheduled to stop.

MAIN LINE WESTWARD

SUBDIVISION 1 STATIONS

Time Table No. 9

April 24, 1966

FIRST CLASS

M.P. 15 Pole 26 to M.P. 39 Pole 52, S-6 Rules CR-13 and CR-13A
Signal Indications, S-6 Rules CR-15 and CR-13A

GO.... CHICAGO.....	1.1	TO
.... Ill. Cent. Crossing ..	5.6	
.... ENGLEWOOD.....	6.7	
.... Penna. Crossing.....	6.7	
.... HAMILTON PARK.....	7.8	
.... AUBURN PARK.....	8.6	
.... GRESHAM.....	9.8	
.... Gresham Jct.....	9.9	
.... So. Chicago Line Jct.....	10.0	
.... CRISP Crossing.....	10.1	
.... So. Chicago Line Jct.....	10.3	
LONGWOOD MANOR-95th St.	10.9	
LONGWOOD MANOR-99th St.	11.4	
.... Penna. Crossing.....	12.0	
WASHINGTON HEIGHTS..	12.0	
.... GIVINS.....	12.9	
BI... BLUE ISLAND.....	15.7	TO
.... Western Ave. Jct.....	15.9	
.... ROBBINS.....	17.2	
.... MIDLOTHIAN.....	18.4	
OA... OAK FOREST.....	P 20.4	
BM... TINLEY PARK.....	P 23.5 43	
NA... MOKENA.....	P 29.6 99	
NX... NEW LENOX.....	P 34.0	
.... EJE CROSSING.....	38.9	
.... MC CROSSING.....	P 39.2	
.... G&O and AT&SF Crossing	P 40.2	
J..... JOLIET.....	40.2	TO

TWO OR MORE TRACKS
S-6 Rule CR-1

M. P. from Chicago	Capacity of Sidings	Signal	FIRST CLASS										
			133	135	219	137	139	303	141	143	145	221	147
			Sub. Only	Daily Ex. Sat. Sun. & *Holi-days	Daily Ex. Sun. & *Holi-days	Sun. & *Holi-days	Daily Ex. Sat. Sun. & *Holi-days	Daily Ex. Sat. Sun. & *Holi-days	Daily Ex. Sat. Sun. & *Holi-days	Daily Ex. Sat. Sun. & *Holi-days	Daily Ex. Sat. Sun. & *Holi-days	Daily Ex. Sat. Sun. & *Holi-days	Sub. Only
0		RW	P.M. 2.45	P.M. 3.08	P.M. 3.35	P.M. 3.40	P.M. 3.40	P.M. 3.50	P.M. 3.55	P.M. 4.00	P.M. 4.08	P.M. 4.11	P.M. 4.11
1.1		TY											
6.7			s 2.57	s 3.20	s 3.48	s 3.52	s 3.53	s 4.02				s 4.23	s 4.23
6.7									4.08	4.13	4.21		
7.8			s 2.59	s 3.23			s 3.57	s 4.05					
8.6			s 3.01	s 3.25		s 3.55	s 4.00	s 4.08					s 4.26
9.8		Y	s 3.04	s 3.28		s 3.58	s 4.03	s 4.11					s 4.29
9.9			3.05	3.29		3.59	4.04		4.14	4.19	4.27		4.30
10.0			P.M.	P.M.		P.M.	P.M.		P.M.	P.M.	P.M.		P.M.
10.1					3.54			4.12				4.29	
10.3													
10.9					s 3.56			s 4.14					
11.4					s 3.58			s 4.17					
12.0												4.32	
12.0					s 4.00			s 4.19					
12.9					s 4.03			s 4.22					
15.7		RW TY Yd			s 4.09			4.27 P.M.				4.36	
15.9													
17.2													
18.4					s 4.13								
P 20.4					s 4.18							4.40	
P 23.5 43					s 4.24							4.44	
P 29.6 99					s 4.32							s 4.50	
P 34.0					s 4.39							s 4.56	
38.9													
P 39.2													
P 40.2													
40.2		RW TYd			4.50 P.M.							5.08 P.M.	

EXCEPT WHERE RULES 400- to 406, INCLUSIVE, AND 450 TO 453, INCLUSIVE, ARE IN EFFECT, ON TWO MAIN TRACKS, WHEN EITHER IS USED AS SINGLE TRACK, OR WHEN OPERATING UNDER RULE 356, TRAINS EASTWARD ARE SUPERIOR TO TRAINS OF THE SAME CLASS WESTWARD.

Rules 93 and D-93 are in effect at Blue Island and Joliet, within signal indication territory.

See Rules 400 to 406 and 450 to 453, Inclusive.

Passenger trains handling conventional type equipment will not exceed 79 mph.

* See S-6 Rule 12

MAIN LINE WESTWARD

SUBDIVISION 1 STATIONS

Time Table No. 9
April 24, 1966

FIRST CLASS

M. P. 15 Pole 26 to M. P. 39 Pole 52, S-6 Rules CR-13 and CR-13A
Signal Indications, S-6 Rules CR-13 and CR-13A

STATIONS	M. P. from Chicago	Capacity of Sidings	Signal	FIRST CLASS																		
				305	223	149	151	5	225	153	13	227	229	155								
				Sub. Exp.	Sub. Exp.	Sub. Exp.	Sub. Exp.	Psg.	Sub. Exp.	Sub. Exp.	Psg.	Sub	Sub.	Sub.								
GO. . . . CHICAGO	0		RW																			
Ill. Cent. Crossing . . .	1.1		TY																			
ENGLEWOOD	6.7			s 4.28				s 4.45	s 4.52		s 5.27		s 5.29	s 5.42								
Penna. Crossing	6.7				4.28	4.31	4.40			5.05		5.29										
HAMILTON PARK	7.0																					
AUBURN PARK	8.6			s 4.33						s 5.09											s 5.45	
CRESHAM	9.8		Y	s 4.36					s 4.58	s 5.11		s 5.34	s 5.35	s 5.48								5.49
Grasham Jct. . . .	9.9					4.37	4.46			5.12												P. M.
So. Chicago Line Jct. . .	10.0					P. M.	P. M.			P. M.												P. M.
CRISP Crossing	10.1			4.37	4.34			4.51	4.59		5.32	5.35	5.36									
So. Chicago Line Jct. . .	10.3																					
LONGWOOD MANOR-95th St.	10.9			s 4.39						s 5.01		s 5.37	s 5.38									
LONGWOOD MANOR-99th St.	11.4			s 4.42						s 5.03		s 5.39	s 5.40									
Penna. Crossing	12.0				4.37			4.54			5.34											
WASHINGTON HEIGHTS . .	12.0			s 4.44						s 5.05		s 5.41	s 5.42									
CIVINS	12.9									s 5.08		s 5.43	s 5.45									
BI. BLUE ISLAND	15.7		RFW TY Yd	4.53 P. M.	4.41			4.58	s 5.13		5.38	s 5.48	s 5.50									
Western Ave. Jct. . . .	15.9																					
ROBBINS	17.2									s 5.16			s 5.53									
MIDLOTHIAN	18.4				s 4.46					s 5.19		s 5.52	s 5.56									
OA. OAK FOREST	P 20.4				s 4.51			5.03	s 5.23		5.42	s 5.56	s 6.00									
BM. TINLEY PARK	P 23.5	43			s 4.57			5.09	s 5.29		5.45	s 6.01	s 6.06									
NA. MOKENA	P 29.6	99			s 5.07			5.15	s 5.36		5.50	s 6.08	s 6.13									
NX. NEW LENOX	P 34.0				s 5.14			5.20	s 5.42		5.55	s 6.14	s 6.19									
EJ&E CROSSING	38.9																					
MC CROSSING	P 39.2																					
GMSO and AT&SF Crossing	P 40.2																					
J. JOLIET	40.2		RFW TY Yd		5.24 P. M.			g 5.30 P. M.	5.54 P. M.		g 6.05 P. M.	6.25 P. M.	6.30 P. M.									

No. 5 Receive for points where scheduled to stop.
 No. 13 Receive for points where scheduled to stop.
 See foot notes on page 3.

MAIN LINE WESTWARD

SUBDIVISION 1 STATIONS

TIME TABLE No. 9
April 24, 1966

FIRST CLASS

M.P. 15 Pole 26 to M.P. 39 Pole 52, S-6 Rules CR-13 and CR-13A, Signal Indications, S-6 Rules CR-15 and CR-13A.

GO . . . CHICAGO . . . *	0
Ill. Cent. Crossing . . .	1.1
ENGLEWOOD . . .	5.6
Penna. Crossing . . .	0.0
HAMILTON PARK . . .	1.1
AUBURN PARK . . .	0.8
GRESHAM . . . *	1.2
Gresham Jct. . . .	0.1
So. Chicago Line Jct. . .	0.1
CRIP Crossing . . .	0.2
So. Chicago Line Jct. . .	0.6
LONGWOOD MANOR-95th St.	0.5
LONGWOOD MANOR-99th St.	0.6
Penna. Crossing . . .	0.0
WASHINGTON HEIGHTS . .	0.9
GIVINS . . .	2.8
BI . . BLUE ISLAND . . . *	0.2
Western Ave. Jct. . .	1.3
ROBBINS . . .	1.2
MIDLOTHIAN . . .	2.0
OA . . OAK FOREST . . .	3.1
BM . . TINLEY PARK . . .	6.1
NA . . . MOKENA . . .	4.1
NX . . . NEW LENOX . . .	4.9
EJ&E CROSSING . . .	0.3
MC CROSSING . . . *	1.0
GM&O and AT&SF Crossing	0.0
J JOLIET *	40.2

M.P. from Chicago	Capacity of Sidings	Signs	FIRST CLASS										
			157	159	161	231	163	165	233	167	9	169	171
			Sub.	Sub.	Sub.	Sub.	Sub.	Sub.	Sub.	Sub.	P.sgr.	Sub.	Sub.
			Daily Ex. Sat. Sun. & *Holidays	Daily Ex. Sat. Sun. & *Holidays	Sat. Sun. & *Holidays	Daily Ex. Sat. Sun. & *Holidays	Sat. Only	Daily Ex. Sat. Sun. & *Holidays	Daily	Daily Ex. Sat. Sun. & *Holidays	Daily	Sat. Sun. & *Holidays	Daily Ex. Sat. Sun. & *Holidays
			P.M. 5.30	P.M. 6.10	P.M. 6.15	P.M. 6.30	P.M. 7.10	P.M. 7.10	P.M. 8.10	P.M. 8.15	P.M. 8.45	P.M. 9.20	P.M. 9.20
TO	0	RW											
	1.1	TY											
CR-1	8.7		s 5.42		s 6.27		s 7.22	s 7.22	s 8.22	s 8.27	s 8.58	s 9.32	s 9.32
S-6	6.7			6.21		6.41							
Rule	7.8		s 5.45					s 7.24					s 9.35
	8.6		s 5.47		s 6.30		s 7.25	s 7.26		s 8.30		s 9.35	s 9.37
	9.8	Y	s 5.50	s 6.26	s 6.33	s 6.47	s 7.28	s 7.29	s 8.27	s 8.33		s 9.38	s 9.39
	9.9		5.51	6.27	6.34		7.29	7.30		8.34		9.39	9.40
	10.0		P.M.	P.M.	P.M.		P.M.	P.M.		P.M.		P.M.	P.M.
TWO OR MORE TRACKS	10.1					6.48			8.28		9.03		
	10.3												
	10.9					s 6.50			s 8.30				
	11.4					s 6.52			s 8.32				
	12.0										9.06		
	12.0					s 6.54			s 8.34				
	12.9								s 8.36				
TO	15.7	RW TY Yd				s 7.00			s 8.41		9.10		
	15.9												
	17.2								s 8.44				
	18.4						s 7.05		s 8.47				
	P 20.4						s 7.09		s 8.51		9.13		
	P 23.5	43					s 7.14		s 8.56		9.16		
	P 29.6	99					s 7.20		s 9.03		9.21		
	P 34.0						s 7.26		s 9.09		9.25		
	38.9												
	P 39.2												
	P 40.2												
	40.2	RW TYd					7.37 P.M.		9.20 P.M.		s 9.35 P.M.		

EXCEPT WHERE RULES 400 to 406, INCLUSIVE, AND 450 to 453, INCLUSIVE, ARE IN EFFECT, ON TWO MAIN TRACKS, WHEN EITHER IS USED AS SINGLE TRACK, OR WHEN OPERATING UNDER RULE 356, TRAINS EASTWARD ARE SUPERIOR TO TRAINS OF THE SAME CLASS WESTWARD.

Passenger trains handling conventional type equipment will not exceed 79 mph.

Rules 93 and D-93 are in effect at Blue Island and Joliet, within signal indication territory. See Rules 400 to 406 and 450 to 453, Inclusive

MAIN LINE WESTWARD

SUBDIVISION 1 STATIONS

Time Table No. 9
April 24, 1966

FIRST CLASS

M.P. 15 Pole 26 to M.P. 39 Pole 52, S-6 Rules CR-13 and CR-13A.
Signal Indications S-6 Rules CR-13 and CR-13A.

		M. P. from Chicago	Capacity of Sidings	Signs	TO	173	175	235							
						Sub.	Sub.	Sub.							
						Daily Ex. Sat. Sun. & Holi-days	Daily Ex. Sun. & Holi-days	Daily							
						P. M.	P. M.	P. M.							
GO... CHICAGO... *	0				RW	10.15	11.25	11.45							
... Ill. Cent. Crossing ...	1.1				TY										
... ENGLEWOOD ...	5.6						s 11.37	s 11.57							
... Penna. Crossing ...	6.7					10.26									
... HAMILTON PARK ...	7.8							P. M.							
... AUBURN PARK ...	8.6						s 11.40	s 12.01							
... GRESHAM ... *	9.8				Y	s 10.31	s 11.43	s 12.03							
... Gresham Jct. ...	9.9					10.32	11.44								
... So. Chicago Line Jct. ...	10.0					P. M.	P. M.								
... CRISP Crossing ...	10.1							12.04							
... So. Chicago Line Jct. ...	10.3														
LONGWOOD MANOR-95th St.	10.9							s 12.06							
LONGWOOD MANOR-99th St.	11.4							s 12.08							
... Penna. Crossing ...	12.0														
WASHINGTON HEIGHTS...	12.0							s 12.10							
... GIVINS ...	12.9														
BI... BLUE ISLAND... *	15.7				RFW TYd			s 12.16							
... Western Ave. Jct. ...	15.9														
... ROBBINS ...	17.2							s 12.18							
... MIDLOTHIAN ...	18.4							s 12.21							
OA... OAK FOREST ...	P 20.4							s 12.25							
BM... TINLEY PARK ...	P 23.5	43						s 12.30							
NA... MOKENA ...	P 29.6	99						s 12.37							
NX... NEW LENOX ...	P 34.0							s 12.43							
... E&E CROSSING ...	38.9														
... MC CROSSING ... *	P 39.2														
... GMSO and AT&SF Crossing ...	P 40.2														
J... JOLIET... *	40.2				RFW TYd			12.53 A. M.							

Station Numbers, Subdivision 1

Chicago Depot.....02001
 Chicago, 12th. Street.....02003
 Englewood.....02007
 Auburn Park-Gresham.....02009
 Gresham.....02010
 Chicago, Burr Oak.....02015
 Midlothian.....02018

Station Numbers, Subdivision 1B

South Chicago.....01005

Oak Forest.....02020
 Tinley Park.....02024
 Mokena.....02030
 New Lenox.....02034
 Joliet.....03040
 Rockdale.....03042

MAIN LINE EASTWARD

SUBDIVISION 1 STATIONS

Time Table No. 9

April 24, 1966

FIRST CLASS

M.P. 15 Pole 26 to M.P. 39 Pole 52, S-6 Rules CR-13 and CR-13A
Signal Indications, S-6 Rules CR-13 and CR-13A

STATIONS	M.P. from Chicago	Capacity of Sidings	Signs	FIRST CLASS										
				6	102	104	202	106	204	206	108	110	112	302
				Psgr.	Sub.	Sub.	Sub.	Sub.	Sub.	Sub.	Sub. Exp.	Sub.	Sub.	Sub.
GO. CHICAGO	0		RW	A.M. 3.45	A.M. 5.10	A.M. 5.22	A.M. 5.30	A.M. 6.02	A.M. 6.20	A.M. 6.30	A.M. 6.36	A.M. 6.43	A.M. 6.43	A.M. 6.50
Ill. Cent. Crossing ..	1.1		TY											
ENGLEWOOD	6.7			s 3.26	s 4.59	s 5.10	s 5.15	s 5.49	s 6.05	s 6.14		s 6.30	s 6.29	s 6.36
Penna. Crossing	6.7										6.23			
HAMILTON PARK	7.8									s 6.11		s 6.27		s 6.33
AUBURN PARK	8.6					s 5.06	s 5.11	s 5.45	s 6.01	s 6.08		s 6.25	s 6.25	s 6.30
GRESHAM	9.0		Y		s 4.54	s 5.04	s 5.08	s 5.42	s 5.59	s 6.05		s 6.22	s 6.23	s 6.27
Gresham Jct.	9.9				4.53	5.03		5.41				6.17	6.21	6.22
So. Chicago Line Jct.	10.0					A.M.		A.M.			A.M.	A.M.	A.M.	
CRISP	10.1			3.20			5.07		5.58	6.04				6.26
So. Chicago Line Jct.	10.3													
LONGWOOD MANOR-95th St.	10.9						s 5.06		s 5.56	s 6.02				s 6.24
LONGWOOD MANOR-99th St.	11.4						s 5.04		s 5.54	s 6.00				s 6.22
Penna. Crossing	12.0			3.17										
WASHINGTON HEIGHTS ..	12.0						s 5.02		s 5.52	s 5.58				s 6.20
GIVINS	12.9						s 5.00		s 5.50	s 5.55				s 6.17
BI. BLUE ISLAND	15.7		RW TY Yd	3.13			s 4.56		s 5.46	s 5.51				6.13 A.M.
Western Ave. Jct.	15.9													
ROBBINS	17.2						s 4.53		s 5.43	s 5.47				
MIDLOTHIAN	18.4						s 4.50		s 5.40	s 5.44				
OAK FOREST	P 20.4			3.09			s 4.46		s 5.36	s 5.39				
TINLEY PARK	P 23.5	43		3.05			s 4.42		s 5.31	s 5.34				
MOKENA	P 29.6	99		2.59			s 4.35		s 5.24	s 5.25				
NEW LENOX	P 34.0			2.54			s 4.29		s 5.18	s 5.18				
EJ&E CROSSING	38.9													
MC CROSSING	P 39.2													
GMB and AT&SF Crossing	P 40.2													
JOLIET	40.2		RW TY Yd	2.45 A.M.			4.20 A.M.		5.10 A.M.	5.08 A.M.				

EXCEPT WHERE RULES 400 TO 496, INCLUSIVE, AND 450 TO 453, INCLUSIVE, ARE IN EFFECT, ON TWO MAIN TRACKS, WHEN EITHER IS USED AS A SINGLE TRACK, OR WHEN OPERATING UNDER RULES 356, TRAINS EASTWARD ARE SUPERIOR TO TRAINS OF THE SAME CLASS WESTWARD.

Between Chicago and Englewood trains will be governed by CRISP and NYC Special Instructions No. 3.

Passenger trains handling conventional type equipment will not exceed 79 mph.

* See S - 6 Rule 12

Rules 93 and D-93 are in effect at Blue Island and Joliet, within signal indication territory. See Rules 400 to 406 and 450 to 453, Inclusive

MAIN LINE EASTWARD

SUBDIVISION 1 STATIONS

Time Table No.9
April 24, 1966

FIRST CLASS

M.P. 15 Pole 26 to M.P. 39 Pole 52, S-6 Rules CR-13 and R-13A.
Signal Indications S-6 Rules CR-13 and CR-15A.

STATIONS	M.P. from Chicago	Capacity of Sidings	Signs	FIRST CLASS										
				208	114	116	118	120	210	212	122	214	124	126
				Sub. Exp.	Sub. Exp.	Sub. Exp.	Sub. Exp.	Sub. Exp.	Sub. Exp.	Sub. Exp.	Sub. Exp.	Sub. Exp.	Sub. Exp.	Sub. Exp.
GO. . . . CHICAGO *	0		RW	A.M. 6.54	A.M. 7.00	A.M. 7.04	A.M. 7.06	A.M. 7.09	A.M. 7.13	A.M. 7.15	A.M. 7.18	A.M. 7.20	A.M. 7.27	A.M. 7.33
1.1 Ill. Cent. Crossing	1.1		TY											
5.6 ENGLEWOOD	6.7			s 6.39		s 6.51	s 6.53		s 6.58	s 7.00			s 7.14	
0.0 Penna. Crossing	6.7				6.45			6.55			7.05	7.08		7.21
1.1 HAMILTON PARK	7.8						s 6.50			s 6.57				
0.8 AUBURN PARK	8.6					s 6.47	s 6.48		s 6.54	s 6.54			s 7.10	
1.2 GRESHAM *	9.8		Y			s 6.45	s 6.45		s 6.51	s 6.51			s 7.08	s 7.15
0.1 Gresham Jct.	9.9				6.39	6.44	6.44	6.50			7.00		7.07	7.14
0.1 So. Chicago Line Jct.	10.0				A.M.	A.M.	A.M.	A.M.			A.M.		A.M.	A.M.
0.1 CRISP Crossing	10.1			6.33					6.50	6.49		7.03		
0.2 So. Chicago Line Jct.	10.3													
0.5 LONGWOOD MANOR-95th St.	10.9								s 6.48	s 6.47				
0.5 LONGWOOD MANOR-99th St.	11.4								s 6.46	s 6.45				
0.6 Penna. Crossing	12.0			6.29								7.00		
0.0 WASHINGTON HEIGHTS	12.0								s 6.44	s 6.43				
0.9 GIVINS	12.9								s 6.41	s 6.40				
2.8 BI. BLUE ISLAND *	15.7		RFW TY Yd	s 6.24					s 6.37	s 6.36		6.57		
0.2 Western Ave. Jct.	15.9													
1.7 ROBBINS	17.2								s 6.34					
1.2 MIDLOTHIAN	18.4								s 6.31	s 6.31				
2.0 OA. OAK FOREST	P 20.4								s 6.27	s 6.26		6.53		
3.1 BM. TINLEY PARK	P 23.5 43								s 6.22	s 6.21		s 6.48		
4.4 NA. MOKENA	P 29.8 99								s 6.15	s 6.14		s 6.40		
4.9 NX. NEW LENOX	P 34.0								s 6.09	s 6.07		s 6.33		
0.3 EJ&E CROSSING	38.9													
0.3 MC CROSSING *	P 39.2													
1.0 G&O and A&SF Crossing	P 40.2													
40.2 J. JOLIET *	40.2		RFW TY d	5.40 A.M.					6.00 A.M.	5.58 A.M.		6.24 A.M.		

See foot notes on page 7.

MAIN LINE EASTWARD

SUBDIVISION 1 STATIONS

Time Table No. 9
April 24, 1966

FIRST CLASS

M.P. 15 Pole 26 to M.P. 39 Pole 52, S-6 Rules CR-12 and CR-13A
Signal Indications, S-6 Rules CR-12 and CR-13A

STATIONS	M.P. from Chicago	Capacity of Sidings	Signs	FIRST CLASS											
				152	228	154	156	230	158	502	160	232	10	162	
				Sub. Daily Ex. Sat. Sun. & Holi-days	Sub. Daily Ex. Sat. Sun. & Holi-days	Sub. Daily Ex. Sat. Sun. & Holi-days	Sub. Sun. & Holi-days	Sub. Sat. Only	Sub. Daily Ex. Sat. Sun. & Holi-days	Sub. Daily Ex. Sat. Sun. & Holi-days	Sub. Sat. Only	Sub. Sat. Sun. & Holi-days	Psgr. Daily	Sub. Daily Ex. Sat. Sun. & Holi-days	
GO. . . . CHICAGO	0		RFW	P.M. 5.10	P.M. 5.20	P.M. 5.49	P.M. 5.50	P.M. 6.35	P.M. 6.50	P.M. 7.45	P.M. 7.45	P.M. 8.00	P.M. 8.25	P.M. 8.40	
Ill. Cent. Crossing	1.1		TY												
ENGLEWOOD	6.7			s 4.56	s 5.06		s 5.36	s 6.22		s 7.33	s 7.33	s 7.46	s 8.01	s 8.28	
Penne. Crossing	6.7					5.35			6.35						
HAMILTON PARK	7.8														
AUBURN PARK	8.8			s 4.52	s 5.02		s 5.32	s 6.18		s 7.29	s 7.29	s 7.42		s 8.24	
GRESHAM	9.8		Y	s 4.50	s 4.59	s 5.30	s 5.30	s 6.16	s 6.30	s 7.27	s 7.27	s 7.39		s 8.22	
Graspen Jct.	9.9			4.49		5.29	5.29		6.29	7.26	7.26			8.21	
So. Chicago Line Jct.	10.0			P.M.		P.M.	P.M.		P.M.	P.M.	P.M.			P.M.	
CRI&P Crossing	10.1				4.58			6.15				7.38	7.53		
So. Chicago Line Jct.	10.3														
LONGWOOD MANOR-95th St.	10.9				s 4.56			s 6.13				s 7.36			
LONGWOOD MANOR-99th St.	11.4				s 4.54			s 6.11				s 7.34			
Penne. Crossing	12.0												7.50		
WASHINGTON HEIGHTS	12.0				s 4.52			s 6.09				s 7.32			
GIVINS	12.9				s 4.49			s 6.06				s 7.29			
BI. BLUE ISLAND	15.7		RFW TY YA		s 4.45			s 6.01				s 7.25	g 7.46		
Western Ave. Jct.	15.9									P.M. 7.01					
ROBBINS	17.2				s 4.42			s 5.58				s 7.22			
MIDLOTHIAN	18.4				s 4.39			s 5.55		s 6.56		s 7.19			
OAK FOREST	P 20.4				s 4.36			s 5.51		s 6.52		s 7.16	7.41		
TINLEY PARK	P 23.5	43			s 4.32			s 5.47		s 6.47		s 7.12	7.38		
MOKENA	P 29.8	99			s 4.25			s 5.40		s 6.40		s 7.05	7.33		
NEW LENOX	P 34.0				s 4.19			s 5.34		s 6.34		s 6.59	7.29		
EJ&E CROSSING	38.9														
MC CROSSING	P 39.2														
GM&O and I&SF Crossing	P 40.2														
JOLIET	40.2		RFW TYd		4.10 P.M.			5.25 P.M.		6.25 P.M.		6.50 P.M.	g 7.21 P.M.		

Passenger trains handling conventional type equipment will not exceed 78 mph.

No. 10 Discharge from scheduled stop points.

* See S-6 Rule 12.

EXCEPT WHEN RULES 400 TO 406, INCLUSIVE AND 450 TO 453, INCLUSIVE, ARE IN EFFECT, ON TWO MAIN TRACKS, WHEN EITHER IS USED AS SINGLE TRACK OR WHEN OPERATING UNDER RULE 356, TRAINS EASTWARD ARE SUPERIOR TO TRAINS OF THE SAME CLASS WESTWARD.

Rules 83 and D-83 are in effect at Blue Island and Joliet, within signal indication territory. See Rules 400 to 406 and 450 to 453, inclusive.

MAIN LINE EASTWARD

SUBDIVISION 1 STATIONS

Time Table No. 9
April 24, 1966

FIRST CLASS

M.P. from Chicago	Capacity of Sidings	Signs	FIRST CLASS																
			164	234	4	236	166												
			Sub.	Sub.	Golden State	Sub.	Sub.												
			P. M.	P. M.	P. M.	P. M.	P. M.												
0		RW	8.50	9.25	9.40	10.45	10.58												
1.1		TY																	
6.7					s 9.14	s 10.32	s 10.44												
6.7			8.35	9.09															
7.8																			
8.6							s 10.40												
9.8		Y	s 8.30	s 9.03		s 10.26	s 10.38												
9.9			8.29				10.37												
10.0			P. M.				P. M.												
10.1				9.02	9.08	10.25													
10.3																			
10.9				s 9.00															
11.4				s 8.58															
12.0					9.06														
12.0				s 8.56		s 10.22													
12.9																			
15.7		RW TY Yd		s 8.51	9.02	s 10.17													
15.9																			
17.2							r 10.13												
18.4				s 8.46		s 10.11													
20.4	P			s 8.42	8.58	s 10.07													
23.5	P	43		s 8.37	8.55	s 10.02													
29.8	P	99		s 8.30	8.50	s 9.56													
34.0	P			s 8.24	8.46	s 9.50													
38.9																			
39.2	P																		
40.2	P																		
40.2		RW TY Yd		8.15 P. M.	g 8.37 P. M.	9.42 P. M.													

M.P. 15 Pole 28 to M.P. 39 Pole 52, S-6 Rules CR-13 and CR-13A
Signal Indications, S-6 Rules CR-13 and CR-13A

GO . . . CHICAGO . . .	0	TO	S-6 Rule CR-1	TWO OR MORE TRACKS	TO	S-6 Rule CR-1
. . . Ill. Cent. Crossing . . .	1.1					
. . . ENGLEWOOD . . .	6.7					
. . . Penna. Crossing . . .	6.7					
. . . HAMILTON PARK . . .	7.8					
. . . AUBURN PARK . . .	8.6					
. . . GRESHAM . . .	9.8					
. . . Gresham Jct. . . .	9.9					
. . . So. Chicago Line Jct. . .	10.0					
. . . CRIP Crossing . . .	10.1					
. . . So. Chicago Line Jct. . .	10.3					
. . . LONGWOOD MANOR-95th St. . .	10.9					
. . . LONGWOOD MANOR-99th St. . .	11.4					
. . . Penna. Crossing . . .	12.0					
. . . WASHINGTON HEIGHTS . . .	12.0					
. . . GIVINS . . .	12.9					
. . . BI . . . BLUE ISLAND . . .	15.7					
. . . Western Ave. Jct. . .	15.9					
. . . ROBBINS . . .	17.2					
. . . MIDLOTHIAN . . .	18.4					
. . . OA . . . OAK FOREST . . .	20.4	P				
. . . BM . . . TINLEY PARK . . .	23.5	P	43			
. . . NA . . . MOKENA . . .	29.8	P	99			
. . . MX . . . NEW LENOX . . .	34.0	P				
. . . EJ&E CROSSING . . .	38.9					
. . . MC CROSSING . . .	39.2	P				
. . . GM&O and AT&SF Crossing . . .	40.2	P				
. . . J . . . JOLIET . . .	40.2					

No. 4 Discharge from scheduled stop points.

SUBURBAN BRANCH WESTWARD

STATION NUMBERS		SUBDIVISION 1-A STATIONS		M.P. from Chicago		FIRST CLASS													
						607	709	705	113	115	117	609	119	121	123	125	127	129	
						C&O 7	B&O 9	B&O 5	Sub.	Sub.	Sub.	C&O 9	Sub.	Sub.	Sub.	Sub.	Sub.	Sub.	Sub.
		Time Table No. 9 April 24, 1966				Daily Ex. Monday	Daily	Daily	Daily	Daily Ex. Sun. & Holi-days	Daily	Daily Ex. Sunday	Daily Ex. Sat. Sun. & Holi-days	Daily	Daily Ex. Sat. Sun. & Holi-days	Sat. Sun. & Holi-days	Daily Ex. Sat. Sun. & Holi-days	Daily Ex. Sun. & Holi-days	
						A.M.	A.M.	A.M.	A.M.	A.M.	A.M.	A.M.	A.M.	A.M.	P.M.	P.M.	P.M.	P.M.	
						9.9	A.M.	A.M.	A.M.	7.24	8.24	9.24	A.M.	A.M.	A.M.	P.M.	P.M.	P.M.	P.M.
		Gresham Jct.		0.5		10.4	3.47	4.56	6.47	7.25	8.25	9.25	10.17	10.25	11.40	12.23	1.25	1.26	2.23
		Brainerd Jct.		0.2		10.6				s7.26	s8.26	s9.26		s10.26	s11.41	s12.24	s1.26	s1.27	s2.24
X1		BRAINERD		0.4		11.0	3.48	4.57	6.50	7.27	8.27	9.27	10.18	10.27	11.42	12.25	1.27	1.28	2.25
		Beverly Jct.		0.3		11.3	A.M.	A.M.	A.M.				A.M.						
		Penna. Crossing		0.0		11.3				s7.28	s8.28	s9.28		s10.28	s11.43	s12.26	s1.28	s1.29	s2.26
X1-a		BEVERLY HILLS - 91st St.		0.4		11.7				s7.30	s8.30	s9.30		s10.30	s11.45	s12.28	s1.30	s1.31	s2.28
X2		BEVERLY HILLS - 95th St.		0.6		12.3				s7.32	s8.32	s9.32		s10.32	s11.47	s12.30	s1.32	s1.33	s2.31
X2-a		BEVERLY HILLS - 99th St.		0.5		12.8				s7.33	s8.33	s9.33		s10.33	s11.48	s12.31	s1.33	s1.34	s2.33
X3		BEVERLY HILLS - 103rd St.		0.5		13.3				s7.35	s8.35	s9.35		s10.35	s11.50	s12.33	s1.35	s1.36	s2.35
X3-a		BEVERLY HILLS - 107th St.		0.5		13.8				s7.36	s8.36	s9.36		s10.36	s11.51	s12.34	s1.36	s1.37	s2.37
25004		MORGAN PARK - 111th St.		0.5		14.3				s7.38	s8.38	s9.38		s10.38	s11.53	s12.36	s1.38	s1.39	s2.39
X4-a		MORGAN PARK - 115th St.		0.5		14.8				s7.39	s8.39	s9.39		s10.39	s11.54	s12.37	s1.39	s1.40	s2.41
		BLUE ISLAND - 119th St.		0.4		15.2				s7.41	s8.41	s9.41		s10.41	s11.56	s12.39	s1.41	s1.42	s2.43
		BLUE ISLAND - 123rd St.		0.6		15.8				s7.43	s8.43	s9.43		s10.43	s11.58	s12.41	s1.43	s1.44	s2.45
X5		BLUE ISLAND - Prairie St.		0.6		16.4				7.45	8.45	9.45		10.45	11.59	12.43	1.45	1.46	2.47
16		BI BLUE ISLAND - Vermont St.		0.2		16.6				A.M.	A.M.	A.M.		A.M.	A.M.	P.M.	P.M.	P.M.	P.M.
		Western Ave. Jct.		0.7															

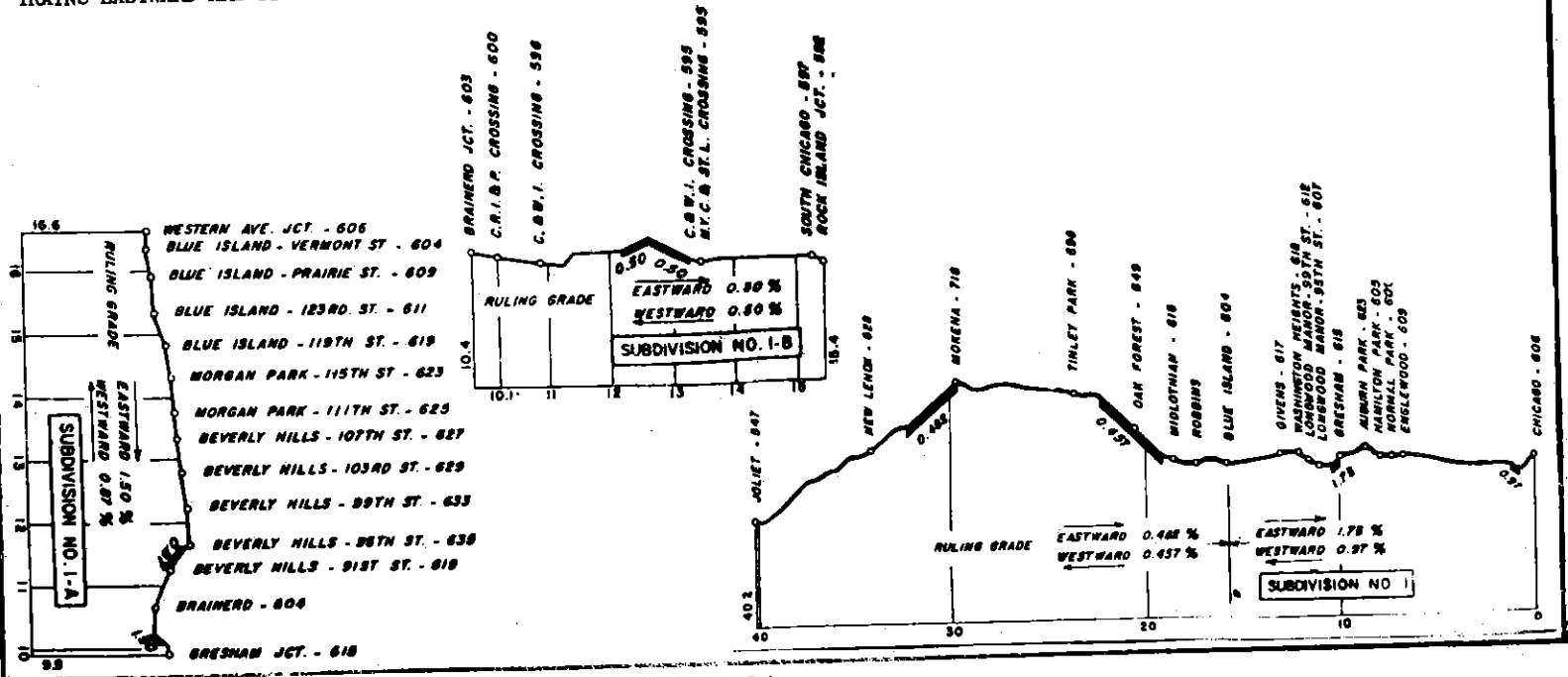
STATION NUMBERS		SUBDIVISION 1-A STATIONS		M.P. from Chicago		FIRST CLASS														
						131	707	501	133	135	137	139	141	143	145	147	149	151		
						Sub.	B&O 7	Sub.	Sub.	Sub.	Sub.	Sub.	Sub. Exp.	Sub. Exp.	Sub. Exp.	Sub.	Sub. Exp.	Sub. Exp.		
		Time Table No. 9 April 24, 1966				Sun. & Holi.	Daily	Sun. & Holi.	Sat. Only	Daily Ex. Sat. Sun. & Holi-days	Sun. & Holi.	Daily Ex. Sat. Sun. & Holi-days	Daily Ex. Sat. Sun. & Holi-days	Daily Ex. Sat. Sun. & Holi-days	Daily Ex. Sat. Sun. & Holi-days	Sat. Only	Daily Ex. Sat. Sun. & Holi-days	Daily Ex. Sat. Sun. & Holi-days		
						P.M.	P.M.	P.M.	P.M.	P.M.	L.M.	P.M.	P.M.	P.M.	P.M.	P.M.	P.M.	P.M.	P.M.	
		Gresham Jct.		0.5		9.9	2.24	P.M.	3.04	3.05	3.29	3.59	4.04	4.14	4.19	4.27	4.30	4.31	4.38	4.46
		Brainerd Jct.		0.2		10.4	2.25	2.27	3.05	3.06	3.30	4.00	4.05	4.15	4.20	4.28	4.31	4.38	4.47	
X1		BRAINERD		0.4		10.6	s2.26		s3.06	s3.07	s3.32	s4.01	s4.07	s4.17	s4.22	s4.30	s4.32	s4.40	s4.49	
		Beverly Jct.		0.3		11.0	2.27	2.30	3.07	3.08	3.33	4.02	4.09	4.19	4.24	4.32	4.33	4.42	4.51	
		Penna. Crossing		0.0		11.3		P.M.												
X1-a		BEVERLY HILLS - 91st St.		0.4		11.3	s2.28		s3.08	s3.09	s3.34	s4.03	s4.11	s4.21	s4.26	s4.34	s4.34	s4.44	s4.53	
X2		BEVERLY HILLS - 95th St.		0.6		11.7	s2.30		s3.10	s3.11	s3.37	s4.05	s4.14	s4.24	s4.29	s4.37	s4.36	s4.47	s4.56	
X2-a		BEVERLY HILLS - 99th St.		0.5		12.3	s2.32		s3.12	s3.13	s3.39	s4.07	s4.17	s4.27	s4.32	s4.40	s4.38	s4.50	s4.59	
X3		BEVERLY HILLS - 103rd St.		0.5		12.8	s2.33		s3.13	s3.14	s3.41	s4.08	s4.19	s4.29	s4.34	s4.42	s4.39	s4.52	s5.01	
X3-a		BEVERLY HILLS - 107th St.		0.5		13.3	s2.35		s3.15	s3.16	s3.43	s4.10	s4.22	s4.32	s4.37	s4.45	s4.41	s4.54	s5.03	
25004		MORGAN PARK - 111th St.		0.5		13.8	s2.37		s3.17	s3.17	s3.45	s4.11	s4.24	s4.34	s4.39	s4.47	s4.42	s4.56	s5.05	
X4-a		MORGAN PARK - 115th St.		0.5		14.3	s2.39		s3.19	s3.19	s3.47	s4.13	s4.26	s4.36	s4.41	s4.49	s4.44	s4.58	s5.07	
		BLUE ISLAND - 119th St.		0.4		14.8	s2.40		s3.20	s3.20	s3.49	s4.14	s4.28	s4.38	s4.43	s4.51	s4.45	s5.00	s5.09	
		BLUE ISLAND - 123rd St.		0.6		15.2	s2.42		s3.22	s3.22	s3.51	s4.16	s4.30	s4.40	s4.45	s4.53	s4.47	s5.03	s5.12	
X5		BLUE ISLAND - Prairie St.		0.6		15.8	s2.44		s3.24	s3.24	s3.53	s4.18	s4.32	s4.42	s4.47	s4.55	s4.49	s5.05	s5.14	
16		BI BLUE ISLAND - Vermont St.		0.2		16.4	2.46		s3.26	3.26	3.55	4.20	4.34	4.44	4.49	4.57	4.51	5.07	5.16	
		Western Ave. Jct.		0.7		16.6			3.27	P.M.	P.M.	P.M.	P.M.	P.M.	P.M.	P.M.	P.M.	P.M.	P.M.	

SUBURBAN BRANCH WESTWARD

SUBDIVISION 1-A STATIONS Time Table No. 9 April 24, 1966		FIRST CLASS														
		153	155	157	159	161	163	165	613	167	169	171	173	175		
		Sub.	Sub.	Sub.	Sub.	Sub.	Sub.	Sub.	C.&O. 13	Sub.	Sub.	Sub.	Sub.	Sub.		
Station Numbers	M. P. from Chicago	Daily Ex. Sat. Sun. & Holi-days	Sat. Only.	Daily Ex. Sat. Sun. & Holi-days	Daily Ex. Sat. Sun. & Holi-days	Sat. Sun. & Holi-days	Sat. Only.	Daily Ex. Sat. Sun. & Holi-days	Sunday Only #	Daily Ex. Sat. Sun. & Holi-days	Sat. Sun. & Holi-days	Daily Ex. Sat. Sun. & Holi-days	Daily Ex. Sat. Sun. & Holi-days	Daily Ex. Sat. Sun. & Holi-days		
		P. M.	P. M.	P. M.	P. M.	P. M.	P. M.	P. M.	P. M.	P. M.	P. M.	P. M.	P. M.	P. M.		
		9.9	5.12	5.49	5.51	6.27	6.34	7.29	7.30	7.31	8.10	8.34	9.39	9.40	10.32	11.44
		10.4	5.13	5.50	5.52	6.28	6.35	7.30	7.31	8.10	8.35	9.40	9.41	10.33	11.45	
X1	BRainerd	10.6	\$5.14	\$5.51	\$5.53	\$6.29	\$6.36	\$7.31	\$7.32		\$8.36	\$9.41	\$9.42	\$10.34	\$11.46	
		11.0	5.15	5.52	5.54	6.30	6.37	7.32	7.33	8.11	8.37	9.42	9.43	10.35	11.47	
		11.3								P. M.						
	TWO MAIN TRACKS	11.3	\$5.16	\$5.53	\$5.55	\$6.31	\$6.38	\$7.33	\$7.34		\$8.38	\$9.43	\$9.44	\$10.36	\$11.48	
X1-a	BEVERLY HILLS - 91st St.	11.7	\$5.19	\$5.55	\$5.57	\$6.33	\$6.40	\$7.35	\$7.36		\$8.40	\$9.45	\$9.46	\$10.38	\$11.50	
X2	BEVERLY HILLS - 95th St.	12.3	\$5.21	\$5.57	\$5.59	\$6.35	\$6.42	\$7.37	\$7.38		\$8.42	\$9.47	\$9.48	\$10.40	\$11.52	
X2-a	BEVERLY HILLS - 99th St.	12.8	\$5.23	\$5.58	\$6.00	\$6.36	\$6.43	\$7.38	\$7.39		\$8.43	\$9.48	\$9.49	\$10.41	\$11.53	
X3	BEVERLY HILLS - 103rd St.	13.3	\$5.25	\$6.00	\$6.02	\$6.38	\$6.45	\$7.40	\$7.41		\$8.45	\$9.50	\$9.51	\$10.43	\$11.55	
X3-a	BEVERLY HILLS - 107th St.	13.8	\$5.28	\$6.01	\$6.03	\$6.39	\$6.46	\$7.41	\$7.42		\$8.46	\$9.51	\$9.52	\$10.44	\$11.56	
25004	MORGAN PARK - 111th St.	14.3	\$5.30	\$6.03	\$6.05	\$6.41	\$6.48	\$7.43	\$7.44		\$8.48	\$9.53	\$9.54	\$10.46	\$11.58	
X4-a	MORGAN PARK - 115th St.	14.8	\$5.32	\$6.04	\$6.06	\$6.42	\$6.49	\$7.44	\$7.45		\$8.49	\$9.54	\$9.55	\$10.47	\$11.59	
	BLUE ISLAND - 119th St.	15.2	\$5.34	\$6.06	\$6.08	\$6.44	\$6.51	\$7.46	\$7.47		\$8.51	\$9.56	\$9.57	\$10.49	\$12.01	
	BLUE ISLAND - 123rd St.	15.8	\$5.36	\$6.08	\$6.10	\$6.46	\$6.53	\$7.48	\$7.49		\$8.53	\$9.58	\$9.59	\$10.51	\$12.03	
X5	BLUE ISLAND - Prairie St.	16.4	5.38	6.10	6.12	6.48	6.55	7.50	7.51		8.55	10.00	10.01	10.53	12.05	
16	SI BLUE ISLAND - Vermont St.	16.6	P. M.	P. M.	P. M.	P. M.	P. M.	P. M.	P. M.		P. M.	P. M.	P. M.	P. M.	A. M.	
	Western Ave. Jct.															

ON TWO MAIN TRACKS, WHEN EITHER IS USED AS A SINGLE TRACK, TRAINS EASTWARD ARE SUPERIOR TO TRAINS OF THE SAME CLASS WESTWARD.

No. 613 will operate Labor Day
 * See S-6 Rule 12



SUBURBAN BRANCH EASTWARD

SUBDIVISION 1-A STATIONS Time Table No. 9 April 24, 1966		FIRST CLASS													
		102	104	106	108	110	112	114	116	118	120	122	124	126	
		Sub	Sub.	Sub.	Sub. Exp.	Sub.	Sub.	Sub. Exp.	Sub.	Sub.	Sub. Exp.	Sub. Exp.	Sub.	Sub. Exp.	
		Daily Except Sat.	Sat. Only	Daily Ex. Sat. Sun. & Holi-days	Daily Ex. Sat. Sun. & Holi-days	Daily Ex. Sat. Sun. & Holi-days	Sat. Only	Daily Ex. Sat. Sun. & Holi-days	Sat. Sun. & Holi-days	Daily Ex. Sat. Sun. & Holi-days	Daily Ex. Sat. Sun. & Holi-days	Daily Ex. Sat. Sun. & Holi-days	Sat. Only	Daily Ex. Sat. Sun. & Holi-days	
 Graham Jct.	9.9	A. M. 4.53	A. M. 5.03	A. M. 5.41	A. M. 6.17	A. M. 6.21	A. M. 6.22	A. M. 6.39	A. M. 6.44	A. M. 6.44	A. M. 6.50	A. M. 7.00	A. M. 7.07	A. M. 7.14
 Brainerd Jct.	10.4	4.52	5.02	5.40	6.16	6.20	6.21	6.38	6.43	6.43	6.49	6.59	7.06	7.13
X1 BRAINERD	10.8	\$4.51	\$5.01	\$5.39	\$6.15	\$6.19	\$6.20	\$6.37	\$6.42	\$6.42	\$6.48	\$6.58	\$7.05	\$7.12
 Beverly Jct.	11.0	4.49	4.59	5.38	6.13	6.17	6.19	6.36	6.41	6.41	6.47	6.57	7.04	7.11
 Penna. Crossing	11.3													
X1-a	BEVERLY HILLS - 91st St.	11.3	\$4.48	\$4.58	\$5.37	\$6.12	\$6.16	\$6.18	\$6.34	\$6.40	\$6.40	\$6.46	\$6.56	\$7.03	\$7.10
X2	BEVERLY HILLS - 95th St.	11.7	\$4.46	\$4.56	\$5.35	\$6.10		\$6.16	\$6.32	\$6.38	\$6.38	\$6.44	\$6.54	\$7.01	\$7.08
X2-a	BEVERLY HILLS - 99th St.	12.3	\$4.44	\$4.54	\$5.33	\$6.08		\$6.14	\$6.30	\$6.36	\$6.36	\$6.42	\$6.52	\$6.59	\$7.06
X3	BEVERLY HILLS - 103rd St.	12.8	\$4.42	\$4.52	\$5.31	\$6.05		\$6.12	\$6.28	\$6.34	\$6.34	\$6.40	\$6.50	\$6.58	\$7.04
X3-a	BEVERLY HILLS - 107th St.	13.3	\$4.40	\$4.50	\$5.29	\$6.03		\$6.10	\$6.25	\$6.32	\$6.32	\$6.38	\$6.48	\$6.56	\$7.02
2500a	MORGAN PARK - 111th St.	13.8	\$4.39	\$4.49	\$5.27	\$6.01	\$6.11	\$6.09	\$6.23	\$6.30	\$6.30	\$6.36	\$6.46	\$6.54	\$7.00
X4-a	MORGAN PARK - 115th St.	14.3	\$4.37	\$4.47	\$5.25	\$5.99		\$6.07	\$6.21	\$6.28	\$6.28	\$6.34	\$6.43	\$6.53	\$6.58
 BLUE ISLAND - 119th St.	14.8	\$4.35	\$4.45	\$5.23	\$5.97		\$6.05		\$6.26	\$6.26	\$6.32	\$6.41	\$6.51	\$6.56
 BLUE ISLAND - 123rd St.	15.2	\$4.33	\$4.43	\$5.22	\$5.95		\$6.04		\$6.24	\$6.24	\$6.30	\$6.39	\$6.50	\$6.54
X5	BLUE ISLAND - Prairie St.	15.8	\$4.32	\$4.42	\$5.20	\$5.93	6.05	\$6.02	6.17	\$6.22	\$6.22	\$6.28	6.37	\$6.48	\$6.52
18	SI BLUE ISLAND - Vermont St.	16.4	4.30	4.40	5.18	5.51	A. M.	6.00	A. M.	6.20	6.20	A. M.	A. M.	6.46	6.50
 Western Ave. Jct.	16.6	A. M.	A. M.	A. M.	A. M.									

SUBDIVISION 1-A STATIONS Time Table No. 9 April 24, 1966		FIRST CLASS													
		128	130	132	134	136	710	138	140	142	144	146	148	150	
		Sub. Exp.	Sub.	Sub.	Sub.	Sub.	B&O 10	Sub.	Sub.	Sub.	Sub.	Sub.	Sub.	Sub.	
		Daily Ex. Sat. Sun. & Holi-days	Daily Ex. Sat. Sun. & Holi-days	Daily Ex. Sat. Sun. & Holi-days	Sun. & Holi-days	Daily Ex. Sat. Sun. & Holi-days	Daily	Daily Ex. Sat. Sun. & Holi-days	Daily Ex. Sat. Sun. & Holi-days	Sat. Sun. & Holi-days	Daily Ex. Sat. Sun. & Holi-days	Daily Ex. Sat. Sun. & Holi-days	Daily Except Sat.	Daily Ex. Sat. Sun. & Holi-days	
 Graham Jct.	9.9	A. M. 7.23	A. M. 7.52	A. M. 8.34	A. M. 9.25	A. M. 9.40	A. M.	A. M. 10.54	A. M. 11.54	P. M. 12.54	P. M. 12.54	P. M. 1.54	P. M. 2.39	P. M. 3.39
 Brainerd Jct.	10.4	7.22	7.51	8.33	9.24	9.39	10.42	10.53	11.53	12.53	12.53	1.53	2.38	3.38
X1 BRAINERD	10.8	\$7.21	\$7.50	\$8.32	\$9.23	\$9.38		\$10.52	\$11.52	\$12.52	\$12.52	\$1.52	\$2.37	\$3.37
 Beverly Jct.	11.0	7.20	7.49	8.31	9.22	9.37	10.38	10.51	11.51	12.51	12.51	1.51	2.36	3.36
 Penna. Crossing	11.3						A. M.							
X1-a	BEVERLY HILLS - 91st St.	11.3	\$7.19	\$7.48	\$8.30	\$9.21	\$9.36		\$10.50	\$11.50	\$12.50	\$12.50	\$1.50	\$2.35	\$3.35
X2	BEVERLY HILLS - 95th St.	11.7	\$7.17	\$7.46	\$8.28	\$9.19	\$9.34		\$10.48	\$11.48	\$12.48	\$12.48	\$1.48	\$2.33	\$3.33
X2-a	BEVERLY HILLS - 99th St.	12.3	\$7.15	\$7.44	\$8.26	\$9.17	\$9.32		\$10.46	\$11.46	\$12.46	\$12.46	\$1.46	\$2.31	\$3.31
X3	BEVERLY HILLS - 103rd St.	12.8	\$7.13	\$7.42	\$8.24	\$9.15	\$9.30		\$10.44	\$11.44	\$12.44	\$12.44	\$1.44	\$2.29	\$3.29
X3-a	BEVERLY HILLS - 107th St.	13.3	\$7.11	\$7.40	\$8.22	\$9.13	\$9.28		\$10.42	\$11.42	\$12.42	\$12.42	\$1.42	\$2.27	\$3.27
2500a	MORGAN PARK - 111th St.	13.8	\$7.09	\$7.39	\$8.21	\$9.12	\$9.27		\$10.41	\$11.41	\$12.41	\$12.41	\$1.41	\$2.26	\$3.26
X4-a	MORGAN PARK - 115th St.	14.3	\$7.07	\$7.37	\$8.19	\$9.10	\$9.25		\$10.39	\$11.39	\$12.39	\$12.39	\$1.39	\$2.24	\$3.24
 BLUE ISLAND - 119th St.	14.8	\$7.05	\$7.35	\$8.17	\$9.08	\$9.23		\$10.37	\$11.37	\$12.37	\$12.37	\$1.37	\$2.22	\$3.22
 BLUE ISLAND - 123rd St.	15.2	\$7.03	\$7.34	\$8.16	\$9.07	\$9.22		\$10.36	\$11.36	\$12.36	\$12.36	\$1.36	\$2.21	\$3.21
X5	BLUE ISLAND - Prairie St.	15.8	\$7.01	\$7.32	\$8.14	\$9.05	\$9.20		\$10.34	\$11.34	\$12.34	\$12.34	\$1.34	\$2.19	\$3.19
18	SI BLUE ISLAND - Vermont St.	16.4	6.59	7.30	8.12	9.03	9.18		10.32	11.32	12.32	12.32	1.32	2.17	3.17
 Western Ave. Jct.	16.6	A. M.	A. M.	A. M.	A. M.	A. M.		A. M.	A. M.	P. M.	P. M.	P. M.	P. M.	P. M.

SUBURBAN BRANCH EASTWARD

STATION NUMBERS		SUBDIVISION 1-A STATIONS Time Table No. 9 April 24, 1966		FIRST CLASS												
				706	152	608	154	156	158	502	160	162	164	708	610	166
				B&O 6	Sub.	C&O 8	Sub.	Sub.	Sub.	Sub.	Sub.	Sub.	Sub.	Sub.	B&O 8	C&O 10
				Daily	Daily Ex. Sat. Sun. & Holi-days	Daily	Daily Ex. Sun. & Holi-days	Sun. & Holi-days	Daily Ex. Sat. Sun. & Holi-days	Daily Ex. Sat. Sun. & Holi-days	Sat. Only	Daily Ex. Sat. Sun. & Holi-days	Sat. Sun. & Holi-days	Daily	Daily Except Sat.	Daily
				P.M.	P.M.	P.M.	P.M.	P.M.	P.M.	P.M.	P.M.	P.M.	P.M.	P.M.	P.M.	P.M.
Gresham Jct. 0.5		9.9	P.M.	4.49	P.M.	5.29	5.29	6.29	7.26	7.26	8.21	8.29	P.M.	P.M.	10.37	
Brainerd Jct. 0.2		10.4	3.55	4.48	4.58	5.28	5.28	6.28	7.25	7.25	8.20	8.28	9.45	10.00	10.36	
X1	BRAINERD 0.4	10.6		s4.47		s5.27	s5.27	s6.27	s7.24	s7.24	s8.19	s8.27			s10.35	
Beverly Jct. 0.3		11.0	3.54	4.46	4.56	5.26	5.26	6.26	7.23	7.23	8.18	8.26	9.44	9.58	10.34	
Penna. Crossing 0.0		11.3	P.M.		P.M.								P.M.	P.M.		
X1-a	BEVERLY HILLS 91st St. 0.4	11.3		s4.45		s5.25	s5.25	s6.25	s7.22	s7.22	s8.17	s8.25			s10.33	
X2	BEVERLY HILLS 95th St. 0.4	11.7		s4.43		s5.23	s5.23	s6.23	s7.20	s7.20	s8.15	s8.23			s10.31	
X2-a	BEVERLY HILLS 99th St. 0.6	12.3		s4.41		s5.21	s5.21	s6.21	s7.18	s7.18	s8.13	s8.21			s10.29	
X3	BEVERLY HILLS 103rd St. 0.5	12.8		s4.39		s5.20	s5.20	s6.20	s7.16	s7.16	s8.11	s8.20			s10.28	
X3-a	BEVERLY HILLS 107th St. 0.5	13.3		s4.37		s5.18	s5.18	s6.18	s7.14	s7.14	s8.09	s8.18			s10.26	
S004	MORGAN PARK 111th St. 0.5	13.8		s4.36		s5.16	s5.16	s6.16	s7.12	s7.12	s8.07	s8.16			s10.24	
X4-a	MORGAN PARK 115th St. 0.5	14.3		s4.34		s5.14	s5.14	s6.14	s7.10	s7.10	s8.05	s8.14			s10.22	
BLUE ISLAND 119th St. 0.4		14.8		s4.32		s5.13	s5.13	s6.13	s7.08	s7.08	s8.03	s8.13			s10.21	
BLUE ISLAND 123rd St. 0.6		15.2		s4.31		s5.11	s5.11	s6.11	s7.06	s7.06	s8.01	s8.11			s10.19	
X5	BLUE ISLAND Prairie St. 0.8	15.8		s4.30		s5.09	s5.09	s6.09	s7.04	s7.04	s7.59	s8.09			s10.17	
16	BI BLUE ISLAND Vermont St. 0.2	16.4		4.28 P.M.		5.07 P.M.	5.07 P.M.	6.07 P.M.	7.02 P.M.	7.02 P.M.	7.57 P.M.	8.07 P.M.			10.15 P.M.	
Western Ave. Jct. 6.7		16.6							7.01 P.M.							

WESTWARD

SOUTH CHICAGO BRANCH

EASTWARD

FIRST CLASS						SUBDIVISION 1-B STATIONS Time Table No. 9 April 24, 1966		FIRST CLASS				
613	707	609	705	709	607			710	706	608	708	610
C&O 13 #	B&O 7	C&O 9	B&O 5	B&O 9	C&O 7			B&O 10	B&O 6	C&O 8	B&O 8	C&O 10
Sun. Only	Daily	Daily Ex. Sun.	Daily	Daily	Daily Ex. Monday	Daily	Daily	Daily	Daily	Daily Ex. Sat.		
P.M.	P.M.	A.M.	A.M.	A.M.	A.M.	A.M.	P.M.	P.M.	P.M.	P.M.		
7.57	2.15	10.04	6.35	4.45	3.34	15.4	10.54	4.09	5.10	9.59	10.14	
s7.58	s2.17	s10.05	6.37	s4.47	s3.35	15.2	s10.53	4.08	s5.08	s9.58	s10.13	
8.01	2.21	10.08	6.40	4.50	3.38	13.3	10.49	4.02	5.05	9.52	10.07	
8.04	2.24	10.11	6.43	4.53	3.41	13.3	10.46	3.59	5.02	9.49	10.04	
8.07	2.26	10.14	6.45	4.55	3.44	10.8						
8.10	2.27	10.17	6.47	4.56	3.47	10.0						
P.M.	P.M.	A.M.	A.M.	A.M.	A.M.	10.1	10.43	3.56	4.59	9.46	10.01	
						10.4	10.42	3.55	4.58	9.45	10.00	
							A.M.	P.M.	P.M.	P.M.	P.M.	

AUTOMATIC BLOCK SIGNALS
 ... Rock Island Jct. 0.2
 ... SOUTH CHICAGO ... 1.9
 ... NYC&St. Crossing ... 1.9
 ... C&W Crossing ... 2.5
 ... C&W Crossing ... 2.5
 ... Main Line Jct. ... 0.8
 ... CRISP Crossing ... 0.1
 ... Brainerd Jct. ... 0.4
 ... 5.9

TWO MAIN TRACKS
 U X
 U X

* See S - 6 Rule 12
 # No. 613 will operate Labor Day.

MAIN LINE WESTWARD

FIRST CLASS							M. P. from Chicago	Station Numbers	SUBDIVISION 2 STATIONS		Sd Rule CR 1
9	13	5	7	3	11	Golden State			Time Table No. 9 April 24, 1966		
Psgr.	Psgr.	Psgr.	Psgr.	Psgr.	Psgr.	Psgr.					
Daily	Daily	Daily	Daily	Daily	Daily	Daily	0	02001	GO	Chicago	15.7
8.45 ^{P.M.}	5.15 ^{P.M.}	4.30 ^{P.M.}	11.45 ^{A.M.}	11.30 ^{A.M.}	8.00 ^{A.M.}		15.7	02015	BI	Blue Island	24.5
s 9.35	g 6.05	g 5.30	g 12.35	g 12.15 ^{P.M.}	g 8.50		40.2	03040	...	JOLIET	42.4
9.38	6.08	5.33	12.37	12.18	8.53		42.4	03042	...	ROCKDALE	51.1
9.46	6.15	5.40	12.44	12.26	9.00		51.1	03051	...	MINOOKA	61.7
g 9.56	g 6.26	5.48	12.54	12.35	s 9.10		61.7	03062	MD	MORRIS	71.9
10.06	6.36	5.57	1.03	12.45	9.18		71.9	03072	SN	SENECA	77.8
10.11	6.41	6.02	1.08	12.50	9.23		77.8	03077	MS	MARSEILLES	84.8
s 10.21	s 6.50	s 6.13	g 1.16	g 12.58	s 9.37		84.8	03085	WA	OTTAWA	89.0
							89.0	03089	...	CB&Q CROSSING	94.0
10.29	6.59	6.22	1.25	1.08	9.46		94.0	03094	K	ARZNER	99.0
s 10.50	s 7.15	s 6.31	g 1.31	g 1.13	s 9.58		99.0	03099	UD	UTICA	101.0
							101.0	LA SALLE	104.8
10.57	7.22	6.38	1.37	1.18	10.05		104.8	03104	...	CB&Q CROSSING	109.9
11.02	7.27	6.43	1.42	1.23	10.10		109.9	03110	D	SPRING VALLEY	114.2
s 11.06	7.31 ^{P.M.}	s 6.50	s 1.48	g 1.28	s 10.17 ^{A.M.}		114.2	03114	AU	DE PUE	122.4
11.14		6.58	1.57	1.36			122.4	03128	KI	BUREAU	136.5
11.28		7.10	2.11	1.48			136.5	03137	SF	TISKILWA	141.9
11.33		7.14	2.16	1.53			141.9	03142	Z	SHEFFIELD	145.6
11.36		7.18	2.19	1.56			145.6	03146	JF	MINERAL	151.5
11.41		7.25	2.25	2.01			151.5	03152	AK	ANNAWAN	159.1
11.48		g 7.31	2.32	2.08			159.1	03159	GV	ATKINSON	169.6
11.58 ^{P.M.}		7.43	2.42	2.17			169.6	03170	...	GENESEO	169.7
							169.7	COLONA	173.7
12.02 ^{A.M.}		7.47	2.46	2.23			173.7	05173	S	CB&Q CROSSING	178.1
12.04		7.49	2.48	2.27			178.1	05175	...	SILVIS	178.9
s 12.10		s 7.55	s 2.55	s 2.35			178.9	05179	...	EAST MOLINE	181.1
s 12.25 ^{A.M.}		s 8.15 ^{P.M.}	s 3.15 ^{P.M.}	s 2.45 ^{P.M.}			181.1	05181	YN DI	MOLINE ROCK ISLAND	

Rock Island - First class trains approach passenger station at RESTRICTED SPEED.
 Rule 99J authorized MP-45 to Rock Island.
 No. 11 Receive for points where scheduled to stop.
 No. 3 Receive for points where scheduled to stop.
 No. 7 Receive for points where scheduled to stop, Moline or Beyond.
 No. 5 Geneseo Discharge from scheduled stop points.
 Joliet Receive for points where scheduled to stop.
 No. 13 Morris Discharge from points where scheduled to stop.
 Joliet Receive for points where scheduled to stop.
 No. 9 discharge or receive from or to scheduled stop points.

ADDITIONAL STATIONS			
Capacity and Direction of entry into Spurs	Mile Post	Name	Station Number
E-20	65.5	Stockdale	03066

Form U Orders authorized

MAIN LINE EASTWARD

SUBDIVISION 2 STATIONS

Time Table No. 9
April 24, 1966

..... Chicago	15.7
..... Blue Island	24.5
..... JOLIET	2.2
..... ROCKDALE	8.7
..... MINOOKA	10.6
..... MORRIS	10.2
..... SENECA	5.1
..... MARSEILLES	7.2
..... OTTAWA	0.3
..... ARZNER	4.2
..... UTICA	5.0
..... LA SALLE	2.0
..... BUREAU	8.2
..... TISKILWA	14.2
..... SHEFFIELD	5.4
..... MINERAL	3.7
..... ANNAPAN	5.9
..... ATKINSON	7.6
..... GENESEO	10.5
..... COLONA	0.1
..... SILVIS	4.0
..... EAST MOLINE	1.4
..... MOLINE	3.8
..... ROCK ISLAND	2.2
..... ROCK ISLAND	140.9

TWO MAIN TRACKS -- SIGNAL INDICATIONS

Capacity of Westward Sidings	Capacity of Eastward Sidings	Capacity of Other Tracks	Signs	FIRST CLASS					
				6	12	8	14	10	4
				Psgr.	Psgr.	Psgr.	Psgr.	Psgr.	Golden State
				Daily	Daily	Daily	Daily	Daily	Daily
			RWTYYd	A.M. 3.45	A.M. 9.00	A.M. 9.30	P.M. 5.00	P.M. 8.25	P.M. 9.40
			RFWTYd	3.13	8.30	8.55	4.30	7.46	9.02
	95	Yard	RFWTYd	2.45	8.06	8.27	4.05	7.21	8.37
111	200	322	Yd	2.41	8.03	8.22	4.03	7.17	8.32
	97	8		2.30	7.53	8.14	3.55	7.09	8.22
97	93	Yard	W	2.18	7.43	8.05	3.45	7.00	8.12
104	73	Yard	Y	2.08	7.32	7.56	3.35	6.50	8.01
		421	Yd	2.02	7.27	7.51	3.30	6.46	7.55
87	125	Yard	WYYd	1.55	7.21	7.44	3.23	6.39	7.47
125		50							
	112	Yard	Yd	1.45	7.10	7.35	3.12	6.28	7.37
		Yard	Yd	1.40	7.05	7.30	3.06	6.23	7.31
		34		1.20	6.56	7.23	2.59	6.13	7.25
98	114	Yard		1.15	6.51	7.18	2.54	6.09	7.20
165	125	Yard	RWYYd	1.11	6.46	7.13	2.49	6.05	7.16
112	91	60		1.03		7.03		5.56	7.07
114	62	75		12.48		6.48		5.42	6.54
		62		12.43		6.43		5.37	6.49
		60		12.40		6.40		5.34	6.46
		80		12.35		6.35		5.29	6.41
125	49	250		12.28		6.28		5.22	6.34
		20		12.18		6.18		5.12	6.24
		Yard	RFWYYd	12.13		6.14		5.08	6.19
		20	Yd	12.11		6.12		5.06	6.17
		Yard	Yd	12.08		6.08		5.02	6.12
		Yard	RFWTYd	12.05		6.00		4.55	6.05

- No. 11 Discharge from scheduled stop points.
- No. 10 Discharge from scheduled stop points
- No. 4 Discharge from scheduled stop points.
- No. 8 LaSalle, Ottawa and Joliet discharge from scheduled stop points. LaSalle and Ottawa, receive for Chicago when stopping to discharge Geneseo, receive for scheduled stop points.

EXCEPT WHERE RULES 400 TO 406, INCLUSIVE, AND 450 TO 453, INCLUSIVE, ARE IN EFFECT, ON TWO MAIN TRACKS, WHEN EITHER IS USED AS SINGLE TRACK, OR WHEN OPERATING UNDER RULE 356, TRAINS EASTWARD ARE SUPERIOR TO TRAINS OF THE SAME CLASS WESTWARD.

WESTWARD				BUREAU - PEORIA MAIN LINE								EASTWARD				
SECOND CLASS		FIRST CLASS		Capacity of Other Tracks	Capacity of Sidings	M.P. from Chicago	SUBDIVISION 2-A STATIONS				Station Numbers	Signs	FIRST CLASS		SECOND CLASS	
45	47	13	11				Time Table No. 9						12	14	50	46
Freight	Freight	Psg.	Psg.				April 24, 1966						Psg.	Psg.	Freight	Freight
Daily Ex. Sun.	Daily	Daily	Daily	Yard	80	114.2	AU	AUTOMATIC BLOCK SIGNALS M.P. 114.2 to M.P. 160.4 Rule 350.356				Daily	Daily	Daily	Daily Ex. Sun.	
1.01 A.M.	12.01 A.M.	7.31 P.M.	10.17 A.M.					... BUREAU ... TO	114	RWY Yd		6.46 A.M.	2.49 P.M.	9.31 P.M.	10.10 P.M.	
1.15	12.15	7.39	10.25	30		122.1		... PUTNAM ... P	4008		6.38	2.40	9.22	10.01	
1.23	12.23	7.44	10.30	30	93	127.7	HN	... HENRY ... TO	4014	g	6.33	2.35	9.16	9.52	
1.31	12.31	7.50	10.36	15		134.7	SD	... SPARLAND ...	4021		6.27	2.28	9.07	9.42	
1.40	12.40	7.58	10.44	75	76	142.6	HA	... CHILLICOTHE ... TO	4029	W Yd	s	6.19	2.21	8.58	9.33	
1.45	12.45	8.00	10.46	...	102	144.1		... COUGHLIN ... P	4030		6.17	2.18	8.53	9.28	
1.57	12.57	8.07	10.53	23	...	151.1		... MOSSVILLE ... P	4037		6.10	2.12			
		8.11	10.57	5	102	155.0		... SANKOY ... P	4041		6.07	2.09	8.40	9.15	
		8.17	11.02	159.8		... PEORIA JCT. ...		Yd		6.02	2.03			
2.07 A.M.	1.07 A.M.	8.19	11.04	Yard	...	160.7		... PEORIA YARD ...		RFWY Yd		6.01	2.01	8.25 P.M.	9.01 P.M.	
		8.25 P.M.	11.10 A.M.	161.0	BY	... PEORIA ... TO	4047	RY Yd W		6.00 A.M.	2.00 P.M.			

Trains Eastward are Superior to Trains of the same class Westward. Nos. 11 and 12 Henry - Discharge or Receive from Form U and Form Y Orders Authorized Rule 99J authorized Bureau to Peoria Jct. or to scheduled stops.

WESTWARD				CLINTON BRANCH (INFORMATION ONLY)								EAST WARD			
SECOND CLASS				SUBDIVISION 27-A STATIONS				SECOND CLASS							
				Time Table No. 9											
				April 24, 1966											
				109					110						
				Daily Except Sat.					Daily Except Sat.						
				P.M. 11.00	9035	CN. ... CLINTON ... S-6 Rule CR9C TO				46.5	RFW Yd	P.M. 10.15			
				1.00 A.M.	185	WN. ... WEST DAVENPORT ... TO				11.2	RYd	9.00 P.M.			

WESTWARD				TOULON BRANCH								EASTWARD				
				SUBDIVISION 3 STATIONS												
				Time Table No. 9												
				April 24, 1966												
				Signs	Station Numbers					M.P. from Peoria	Capacity of Sidings	Capacity of Other Tracks				
				05037	SJ ... TOULON ... TO				36.3	...	51				
				05042	F ... LAFAYETTE ... TO				41.9	...	180				
				05048	V ... GALVA ... TO				47.3	18	30				
			 CB&Q CROSSING ...				47.9				
			 CB&Q CROSSING ...				48.1				
				05061	CA ... CAMBRIDGE ... TO				60.7	25	58				
				05067	RD ... OSCO ... TO				66.5	...	25				
				R ORION JCT. ...				72.7				
				R	03170	... COLONA ...				82.3	...	20				

Trains Eastward are Superior to Trains of the same class Westward. S-6 Rule 14 in effect.

Form U Train Orders Authorized

ADDITIONAL STATIONS			
Capacity and Direction of entry into Spurs	Mile Post	Name	Station Number
26	51.7	Bishop Hill	05052
15	57.0	Ulch	05057
24	71.4	Orion	05072

MAIN LINE WESTWARD

(FOR INFORMATION ONLY)

MAIN LINE EASTWARD

FIRST CLASS				M. P. from Chicago	Distance from Silvis	SUBDIVISION 27 STATIONS Time Table No. 9 April 24, 1966	Station Numbers	Capacity of Sidings	Capacity of Other Tracks	Signs	FIRST CLASS			
5	7	3	9								6	10	4	8
Psg.	Psg.	Golden State	Psg.								Psg.	Psg.	Golden State	Psg.
Daily	Daily	Daily	Daily							Daily	Daily	Daily	Daily	
P.M.	P.M.	P.M.	A.M.	173.7	\$	Yard	RFW Yd	P.M.	P.M.	P.M.	A.M.	
8.30	3.25	3.00	12.50	181.1	7.4	VN	05173	RFW Yd	11.45	4.45	5.50	5.35	
				181.3	7.6	05181	RFW Yd					
8.38	3.33	3.07	12.58	182.6	9.1	05183	Yd	11.14	4.32	5.25	5.15	
8.40	3.35	3.09	1.00	183.7	10.0	05184	Yd	11.10	4.28	5.19	5.10	
P.M.	P.M.	3.11	A.M.	184.9	11.2	WN	05185	RYd	P.M.	P.M.	5.17	A.M.	
		3.13		186.5	12.8		06187	RYd			5.15	P.M.	

Signal Indications--Rules 450-453 MP 172.
Pole 42 to MP 211 Pole 34

Rock Island - First class trains approach passenger station at RESTRICTED SPEED.

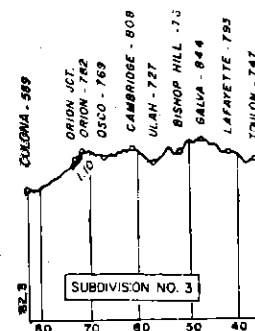
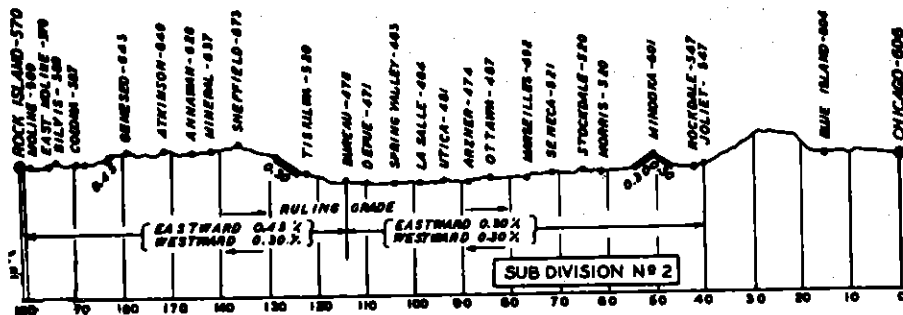
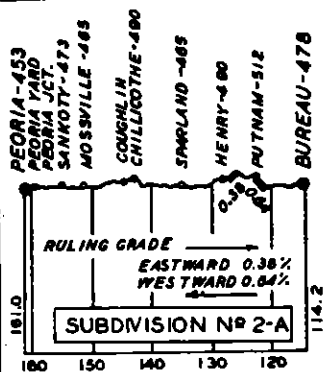
Switches and signals at Missouri Division Junction are remotely controlled.

Form Y orders authorized between West Davenport and Culver.

No. 3 discharge or receive from or to scheduled stop points.

No. 4 discharge or receive from or to scheduled stop points.

Rule 99J authorized. Form U Orders Authorized.



M.R. EWING, Assistant Division Superintendent.
 B.L. LOWERY, Terminal Superintendent, Blue Island.
 T.J. HULL, Terminal Superintendent, Silvis.
 J.V. DICKEY, Asst. Terminal Superintendent, Silvis.
 O.W. CLANCY, Trainmaster, Rock Island.
 K.M. STARKWEATHER, Trainmaster, Rock Island.
 C.E. KLINE, Terminal Trainmaster, Silvis.
 P.C. BROCK, Asst. Terminal Trainmaster, Silvis.
 L.G. BROGDON, Trainmaster, Peoria.
 R.W. LIBBY, Asst. Trainmaster, Joliet.
 D.C. WEITZMAN, Trainmaster, Blue Island.
 L. ELLUL, Asst. Trainmaster, Blue Island.
 J.L. SALYER, Asst. Trainmaster, Blue Island.
 K.H. SMITH, Asst. Trainmaster, Blue Island.
 C.M. PITTS, Trainmaster, South Chicago.
 R.T. FLOWERS, Trainmaster, South Chicago.
 N.P. SIMON, Trainmaster, Chicago.
 T.F. KELLY, Master Mechanic, Silvis.
 J.L. EVANS, Asst. Master Mechanic, Chicago.
 R.D. McNAMARA, Asst. Master Mechanic, Silvis.
 R.R. SCOTT, Asst. Master Mechanic, Silvis.
 J.R. BAKEMAN, Road Foreman of Engines, Blue Island.
 L.C. LONNEGREN, Road Foreman of Engines, Chicago.
 J.F. BROSCART, Road Foreman of Engines, Rock Island.

V.R. BEESON, Chief Dispatcher.
 G.R. WILLIAMSON, Asst. Chief Dispatcher.
 C.R. GIBSON, Asst. Chief Dispatcher.

Des Moines, Iowa

H. F. FURMAN
 J. D. McDERMET
 J. E. MARSENGILL.
 L. H. ELYEA
 R. C. FEE
 W. W. WEST.
 C. J. YORK
 J. F. CORDER.
 C. W. ESPELAND.
 H. E. HOFFMAN.

Dispatchers
 Des Moines
 Iowa.

COMMUNICATION OFFICES

OFFICE HOURS: Week Days - Except Saturday *Sundays and Holidays - **Saturdays

SUBDIVISION 1

Blue Island.....	Continuous
Midlothian.....	8:00 A.M. to 3:00 P.M.
Oak Forest.....	8:00 A.M. to 3:00 P.M.
Tinley Park.....	8:00 A.M. to 3:00 P.M.
Mokena.....	8:00 A.M. to 3:00 P.M.
New Lenox.....	8:00 A.M. to 3:00 P.M.
Joliet.....	7:30 A.M. to 4:30 P.M.

Daylight Saving Time

SUBDIVISION 2

Morris.....	* ** 7:00 A.M. to 4:00 P.M.
Seneca.....	8:00 A.M. to 5:00 P.M.
Marseilles.....	7:00 A.M. to 4:00 P.M.
Ottawa.....	Continuous
Utica.....	7:00 A.M. to 4:00 P.M.
LaSalle.....	Continuous
Depue.....	8:30 A.M. to 3:30 P.M.
Bureau.....	Continuous
Tiskilwa.....	7:00 A.M. to 4:00 P.M.
Sheffield.....	8:45 A.M. to 3:45 P.M.
Mineral.....	8:30 A.M. to 3:30 P.M.
Annawan.....	7:30 A.M. to 4:30 P.M.
Atkinson.....	8:45 A.M. to 3:45 P.M.
Geneseo.....	7:00 A.M. to 3:00 P.M.
Silvis.....	Continuous
Rock Island.....	Continuous

SUBDIVISION 2A

Bureau.....	Continuous
A... Henry.....	8:25 A.M. to 9:55 A.M.
	3:10 P.M. to 3:25 P.M.
A... Sparland.....	2:35 P.M. to 2:55 P.M.
A... Chillicothe.....	11:20 A.M. to 2:20 P.M.
Peoria.....	Continuous

SUBDIVISION 3

Osco.....	8:00 P.M. to 5:00 A.M.
Cambridge.....	8:45 A.M. to 3:45 P.M.
Galva.....	7:00 A.M. to 4:00 P.M.
Lafayette.....	7:00 A.M. to 4:00 P.M.
Toulon.....	8:00 A.M. to 5:00 P.M.

SUBDIVISION 27

Silvis.....	Continuous
Rock Island.....	Continuous
West Davenport.....	Continuous

Radio conversation between Foreman
in charge of work and Engineer to
be worded as follows when using
Form U Train Order.

FOREMAN'S FORM U TRAIN ORDER CLEARANCE

RI _____
(Occupation) (Name)
in charge of work at MP _____, calling (Train No.) _____
(after train answers giving his identification): _____
This is RI _____
(Occupation) (Name)
in charge of the work between MP _____ and MP _____
Train Order No. _____ We are in the clear and you
may proceed past the red conditional stop sign and through the
limits of order at _____ MPH.

**ENGINEER'S ORAL ACKNOWLEDGMENT
OF FORM U CLEARANCE**

"This is engineer of RI Train

(Train No.) (Direction)

I may proceed past the red conditional stop sign
and through the limits of Order No. _____
between MP _____ and MP _____ at
_____ repeat _____ miles per hour."
(Speed) (Speed)