

CLIC BULLETIN NO. 1



CAR

LOCATION

IDENTITY

CODES

INSTRUCTIONS - MAPS

MIDDLE DIVISION

FIRST, THIRD, FOURTH &

DOUGLASS SUBDIVISIONS

(Including ARKANSAS CITY,
EMPORIA and WELLINGTON)

REVISED: NOV. 1, 1987

CLIC INSTRUCTIONS

=====

THIS BOOKLET CONTAINS INSTRUCTIONS AND MAPS FOR CAR LOCATION IDENTITY CODE (CLIC) AND PROCEDURES GOVERNING THE WORK ORDER DOCUMENT SYSTEM.

MAPS ARE NOT DRAWN TO SCALE AND ARE TO BE USED ONLY AS A GUIDE TO LOCATING CUSTOMER AND YARD TRACKS AND THE NUMBERS ASSIGNED TO THEM.

THE GEOGRAPHICAL AREA COVERED IN THIS BOOKLET IS DIVIDED INTO ZONES. EACH HAS DESIGNATED TRACKS AND/OR INDUSTRIES WITHIN ITS BOUNDARY.

A CLIC NUMBER WILL CONSIST OF SIX DIGITS. THE FIRST TWO DIGITS DESIGNATE THE ZONE, THE SECOND TWO DIGITS INDICATE THE TRACK NUMBER WITHIN THE ZONE; THE LAST TWO DIGITS REPRESENT THE ACTUAL SPOT ALONG THE TRACK.

THE COMBINATION OF THE ZONE-TRACK-SPOT NUMBER IS KNOWN AS THE 'CAR LOCATION IDENTITY CODE' (CLIC).

THIS 'CLIC' NUMBER WILL BE USED FOR SWITCHING AND REPORTING PURPOSES INSTEAD OF THE INDUSTRY OR TRACK NAME.

** EXAMPLE OF CLIC NUMBER **

16 09 05
: : :
: : --- SPOT NUMBER
: '----- TRACK NUMBER
----- ZONE NUMBER

ALL SWITCH TARGETS OR STANDS HAVE BEEN PAINTED WITH A COMBINATION OF THE ZONE AND TRACK NUMBER.

SPOT NUMBERS HAVE BEEN PAINTED ON DOORS, DOCKS, BUILDINGS, GATES, ETC., WHEREVER POSSIBLE.

WORK ORDER DOCUMENT

=====

ANY WRITTEN OR VERBAL INSTRUCTIONS ISSUED TO YARD OR ROAD CREWS REQUIRING WORK TO BE PERFORMED DURING THEIR TOUR OF DUTY WILL CONSTITUTE A WORK ORDER.

NOTE: EXCEPTIONS TO WRITTEN WORK ORDER MUST BE NOTED ON THE WORK ORDERS ACCORDING TO CURRENT INSTRUCTIONS; CARS HANDLED ON VERBAL WORK ORDERS MUST BE REPORTED ON THE PRESCRIBED FORM.

CONDUCTORS AND ENGINE FOREMAN WILL BE FURNISHED WORK ORDERS DURING THEIR TOUR OF DUTY.

THIS DOCUMENT WILL SPECIFY THE CARS TO BE PICKED-UP OR SET-OUT AT VARIOUS STATIONS, INDUSTRIES, OR INTERCHANGE TRACKS SERVICED BY THE TRAIN OR SWITCH JOB.

CERTAIN INFORMATION (OUTLINED BELOW) MUST BE RECORDED ON THE WORK ORDER DOCUMENT BY THE CONDUCTOR OR ENGINE FOREMAN. PRIOR TO TURNING IN THE DOCUMENT AT THE DESIGNATED REPORTING STATION, IT MUST BE DATED AND SIGNED --EVEN IF NO WORK WAS ACCOMPLISHED. THIS IS NECESSARY TO COMPLY WITH THE SWITCHING AND DEMURRAGE TARIFFS AS WELL AS OTHER RULES AND REGULATIONS.

CONDUCTORS AND ENGINE FOREMAN MUST SHOW ON WORK ORDER CARS HANDLED TIME AND DATE WORK PERFORMED CLIC NUMBER TAKEN FROM, CLIC NUMBER LEFT AND THE APPROPRIATE CODE AS LISTED BELOW:

BO - BAD ORDER
ND - WORK INDICATED NOT DONE-
(STATE REASON WORK NOT DONE)
NIT - CAR NOT IN TRAIN, OR NOT ON
TRACK
OTCC - CAR ON TRACK, CARRIERS
CONVENIENCE
OTNP - CAR ON TRACK, BUT NOT
PLACED (STATE REASON)
PULL - CAR PULLED, TIME AND DATE
SPOT - CAR SPOTTED, TIME AND DATE

CONDUCTOR/ENGINE FOREMAN MUST MAKE A NOTATION ON WORK ORDER OF ANY EXCEPTIONS TAKEN, SUCH AS NO CAR, CAR NOT ON LIST, CAR OUT OF LINE, CAR IS HAZARDOUS, EXCESS DIMENSION (WHEN INFORMATION IS NOT SO INDICATED ON WORK ORDER), CAR IS CARDED REAR OR HEAD END MOVEMENT ONLY, OR ANY OTHER EXCEPTIONS NOTED.

IF SWITCHING IS PERFORMED WITHOUT A WORK ORDER, THE CONDUCTOR OR ENGINE FOREMAN MUST COMPLETE THE PRESCRIBED FORM SHOWING ALL THE INFORMATION REQUIRED ABOVE AND TURN IT IN AT THE DESIGNATED REPORTING STATION.

IF AN INDUSTRY REQUEST SERVICE NOT SHOWN ON THE WORK ORDER, CONDUCTOR/ENGINE FOREMAN SHOULD OBTAIN SUCH REQUEST IN WRITING. THIS REQUEST IS TO BE TURNED IN WITH WORK ORDER. IF UNABLE TO OBTAIN REQUEST IN WRITING, CONDUCTOR/ENGINE FOREMAN SHOULD RECORD ON WORK ORDER THE NAME OF PERSON MAKING REQUEST AND THE SERVICE REQUESTED AND PERFORMED.

FOR OBSERVATION AND GUIDANCE, THE FOLLOWING CODES MAY APPEAR ON WORK ORDERS.

AI	- AGRI INDUSTRIES	
B1	- BAD ORDER	
BA	- BLASTING AGENT	-HAZARDOUS-
CA	- CARGILL	
CD	- CONDEMNED	
CB	- COMBUSTIBLE	-HAZARDOUS-
CL	- CHLORINE	-HAZARDOUS-
CM	- CORROSIVE	-HAZARDOUS-
DG	- DANGEROUS	-HAZARDOUS-
DH	- DO NOT HUMP	
DU	- DO NOT UNCOUPLE	
FG	- FLAMMABLE GAS	-HAZARDOUS-
FL	- FLAMMABLE	-HAZARDOUS-
FS	- FLAMMABLE SOLID	-HAZARDOUS-
FW	- FLAMMABLE SOLID W DANGEROUS WHEN WET	-HAZARDOUS-
HE	- HEAD END MOVEMENT	
HP	- HOUSTON PUBLIC ELEVATOR	
HV	- HIGH VALUE	
IP	- INTERCHANGE PROHIBITED	

IPSW - INTRA-PLANT SWITCH
MR - MECHANICAL REFRIGERATION
MCNR - MECHANICAL CAR NOT RUNNING
NG - NON-FLAMMABLE GAS -HAZARDOUS-
NP - NO PLACARD REQUIRED
OM - OXIDIZER -HAZARDOUS-
OP - ORGANIC PEROXIDE -HAZARDOUS-
OR - OTHER REG MATERIAL -HAZARDOUS-
OX - OXYGEN -HAZARDOUS-
PA - POISON GAS -HAZARDOUS-
PB - POISON 'B' -HAZARDOUS-
RE - REAR END ONLY
RM - RADIOACTIVE MATERIAL
-HAZARDOUS-
REJT - CAR REJECTED BY SHIPPER
RSPT - RESPOT DUE TO CARRIERS ERROR
TURN - TURN CAR & RESPOT
UE - UNION EQUITY
WH - WEIGH HEAVY
WI - WAIVE INSPECTION-SET DIRECT
WL - WEIGH LIGHT
XA - EXPLOSIVES ''A'' -HAZARDOUS-
XB - EXPLOSIVES ''B'' -HAZARDOUS-
XX - DO NOT MOVE THIS CAR
ZZ - DO NOT HUMP OR CUT
OFF WHILE IN MOTION-HAZARDOUS-

GOOD COMMUNICATION AND COMPLIANCE
WITH INSTRUCTIONS IS ESSENTIAL FOR
A COMPLETE AND SUCCESSFUL CLIC
OPERATIONS. YOUR COOPERATION IS
SOLICITED AND APPRECIATED.

S T A T I O N I N D E X

STATION NAME	ZONES	PAGES
AIKMAN	41	157-158
AKRON	31	179-180
ARKANSAS CITY	01-02	137-150
AUGUSTA	34	165-168
BAZAR	36	151-152
BELLE PLAINE	27	173-174
CASSODAY	39	155-156
CEDAR POINT	50	19- 20
CHELSEA	42	157-158
CICERO	31	173-174
CLEMENTS	45	17- 18
CONNELL	17	115-124
DERBY	23	125-126
DOUGLASS	37	175-176
EL DORADO	33-35	159-164
ELLINOR	25	11- 12
ELMDALE	38	15- 16
EMPORIA	67-68	1- 8
FLORENCE	90	21- 22
GLADSTONE	30	151-152
GODDARD	14	113-114
HACKNEY	06	135-136
MATFIELD GREEN	38	153-154
MULVANE	28	171-172
MULVANE	28	127-128
NEWTON	81-85	27- 50
PEABODY	89	23- 24
PUTNAM	91	51- 52
ROCK	32	177-178
ROSE HILL	12	169-170
SAFFORDVILLE	75	9- 10
SALTER	05	169-170
SEDGWICK	95	53- 54
STRONG CITY	84	13- 14
UDALL	29	129-130
VALLEY CENTER	10	55- 56
WALTON	88	25- 26
WELLINGTON	01-03	181-188
WICHITA	01-08	57-112
WINFIELD	71	133-134
WN JUNCTION	73	131-132

(INDEX OF PATRONS ON NEXT PAGES)

S T A T I O N & P A T R O N
I N D E X

(NOTE: INDEXED BY STATION THEN BY PATRON)

STATION	PATRON NAME	ZONE	PAGE
AIKMAN	SIDING	41	158
AKRON	ROCK GRAIN CO	31	180
AKRON	SIDING	31	180
ARKANSAS CITY	YARD TRACKS	01	142
ARKANSAS CITY	YARD TRACKS	02	150
AUGUSTA	BN INTERCHANGE	34	166
AUGUSTA	CRISS CONCRETE CO	34	166
AUGUSTA	MOBIL	34	168
AUGUSTA	YARD TRACKS	34	166
BAZAR	SIDING	36	152
BELLE PLAINE	WATSON FARM SUPPLY	27	174
CASSODAY	SIDING	39	156
CEDAR POINT	CEDAR POINT ELEV.	50	20
CHELSEA	SIDING	42	158
CICERO	MAIN TRACKS	31	174
CLEMENTS	SIDING	45	18
CONNELL	BOEING	17	116
CONNELL	BOEING	17	120
CONNELL	BOEING	17	124
CONNELL	CESSNA	17	120
CONNELL	MCCONNELL A.F.B.	17	122
CONNELL	SUTHERLAND LBR CO	17	118
CONNELL	WALT KEELER CO	17	118
DERBY	SIDING	23	126
DOUGLASS	B & G GRAIN CO	37	176
DOUGLASS	DOUGLASS GRAIN CO	37	176
EL DORADO	DRESSER-MAGCOBAR	33	162
EL DORADO	GETTY REFINERY	35	164
EL DORADO	HALLIBURTON	33	160
EL DORADO	KANSAS EMULSION CO	33	160
EL DORADO	KG&E	33	162
EL DORADO	MP INTERCHANGE	33	162
EL DORADO	PESTER REFINING CO	33	162
EL DORADO	STANGLE SCRAP CO	33	162
EL DORADO	TAYLOR GRAIN CO	33	160
EL DORADO	TEXACO	35	164
EL DORADO	UNION TANK CAR CO	33	162
EL DORADO	UNION TANK CAR CO	35	164
EL DORADO	YARD TRACKS	33	160
ELLINOR	SIDING	25	12
ELMDALE	ELMDALE ELEVATOR	38	16
EMPORIA	YARD TRACKS	68	4
EMPORIA	YARD TRACKS	67	8
FLORENCE	FARMERS GRAIN CO-OP	90	22
FLORENCE	FLORENCE ELEVATOR	90	22
FLORENCE	ROCK PIT	90	22
GLADSTONE	SIDING	30	152
GODDARD	WESTERN ELECTRIC	14	114

STATION	PATRON NAME	ZONE	PAGE
HACKNEY	CO-OP ELEVATOR	06	136
HACKNEY	FARMERS UNION ELEV	06	136
HACKNEY	GORDON-PLATT	06	136
HACKNEY	GREIF BROTHERS	06	136
HACKNEY	MORTON BUILDINGS	06	136
HACKNEY	SMITH-MOON STEEL	06	136
HACKNEY	WESTERN MFG CO	06	136
MATFIELD GREEN	ELEVATOR	38	154
MATFIELD GREEN	SIDING	38	154
MULVANE	MULVANE ELEVATOR	28	128
MULVANE	MULVANE ELEVATOR	28	172
MULVANE	YARD TRACKS	28	128
MULVANE	YARD TRACKS	28	172
NEWTON	BRINK WOOD PRODUCTS	82	36
NEWTON	BUILDERS CONCRETE	83	38
NEWTON	CLAASSEN LUMBER CO	84	42
NEWTON	CLAASSEN LUMBER CO	84	44
NEWTON	E & H FOAM CO	83	38
NEWTON	FUTURE FOAM CO	82	36
NEWTON	MID CONTINENT CO	82	36
NEWTON	PLUSWOOD OF KANSAS	82	36
NEWTON	RHOADES CONST. CO	81	34
NEWTON	RIBLET PRODUCTS	82	36
NEWTON	ROSS INDUSTRY INC	85	50
NEWTON	TERMINAL TRACKS	81	34
PEABODY	FARMERS GRAIN CO-OP	89	24
PUTNAM	CROSSROADS CO-OP	91	52
ROCK	ROCK GRAIN CO	32	178
ROSE HILL	KG&E SPUR MP 209	12	170
ROSE HILL	SIDING	12	170
SAFFORDVILLE	NORTH GRAIN	75	10
SALTER	SIDING	05	170
SEDGWICK	ANDALE FARMERS COOP	95	54
SEDGWICK	SNOW MOUNTAIN LBR	95	54
STRONG CITY	STRONG CITY ELEV.	84	14
UDALL	FARMERS CO-OP ELEV	29	130
VALLEY CENTER	VALLEY CENTER ELEV.	10	56
WALTON	FARMERS GRAIN CO-OP	88	26
WELLINGTON	RIP TRACKS	03	186
WELLINGTON	ROUNDHOUSE TRACKS	02	188
WELLINGTON	TERMINAL TRACKS	01	184
WICHITA	A & B SALES	05	88
WICHITA	AIR CAPITOL TFR	06	100
WICHITA	ASSOCIATED GROCERS	07	104
WICHITA	BEVERAGE SERVICE	04	84
WICHITA	BOB BROWN TIRES	05	94
WICHITA	BOB BROWN TIRES	05	96
WICHITA	BOEING CO	04	86

STATION	PATRON NAME	ZONE	PAGE
WICHITA	BOGE IRON CO	04	80
WICHITA	BOGE IRON CO	04	82
WICHITA	BUCKLEY INDUSTRIES	05	96
WICHITA	BUCKLEY INDUSTRIES	05	98
WICHITA	BURGESS MFG CO	02	66
WICHITA	BUTLER PAPER	08	110
WICHITA	B&G PRODUCTS	04	86
WICHITA	CAINS COFFEE	05	90
WICHITA	CASTLE CO	05	98
WICHITA	CASTLE CO	05	98
WICHITA	CESSNA	08	112
WICHITA	CHERRY ORCHARD FURN	04	84
WICHITA	CHRISTOPHER STEEL	02	66
WICHITA	COLEMAN CO	02	70
WICHITA	COLEMAN TRANSFER	05	94
WICHITA	CONTAINER HANDLING	01	60
WICHITA	CONTAINER HANDLING	02	70
WICHITA	COORS OF KANSAS	07	106
WICHITA	CROSSROAD MTL SPLY	04	84
WICHITA	DIAMOND ENGR'ING	08	110
WICHITA	DIST. TO INDUSTRY	05	98
WICHITA	ELECTRON CO	05	94
WICHITA	ELECTRON CO	05	96
WICHITA	EVANS BOX CO	04	84
WICHITA	FAMOUS CO	05	94
WICHITA	FINN DISTR. AMANA	04	84
WICHITA	FLEMING CO	02	70
WICHITA	FRUHAUF UNIFORM	05	98
WICHITA	FURNITURE WHSE	04	84
WICHITA	GLICKMAN	04	82
WICHITA	GLICKMAN	04	84
WICHITA	GUNNING DIST.	05	96
WICHITA	HALSEY TEVIS	05	90
WICHITA	HORTON FURNITURE	07	108
WICHITA	INDUSTRIAL CANVAS	05	88
WICHITA	INDUSTRIAL STL SPLY	05	96
WICHITA	INDUSTRIAL UNIFORM	05	90
WICHITA	INTERCHANGE TRACKS	03	74
WICHITA	INT'L PAPER	07	102
WICHITA	JONES TRANS & STGE	04	86
WICHITA	KANSAS PAPER STOCK	04	82
WICHITA	KGE RIPLEY PLANT	02	64
WICHITA	LANCELOT TILE CO	04	84
WICHITA	LEAR JET	07	104
WICHITA	LOVE BOX CO	02	64
WICHITA	LUBRICATION ENGRS.	05	98
WICHITA	LUBRICATION ENGRS.	05	98
WICHITA	MCGILL, JOE	04	84
WICHITA	MESKER	07	104
WICHITA	METAL FAB CO	08	110
WICHITA	MIDCONTINENT PAPER	05	94
WICHITA	MIDCONTINENT PAPER	05	96

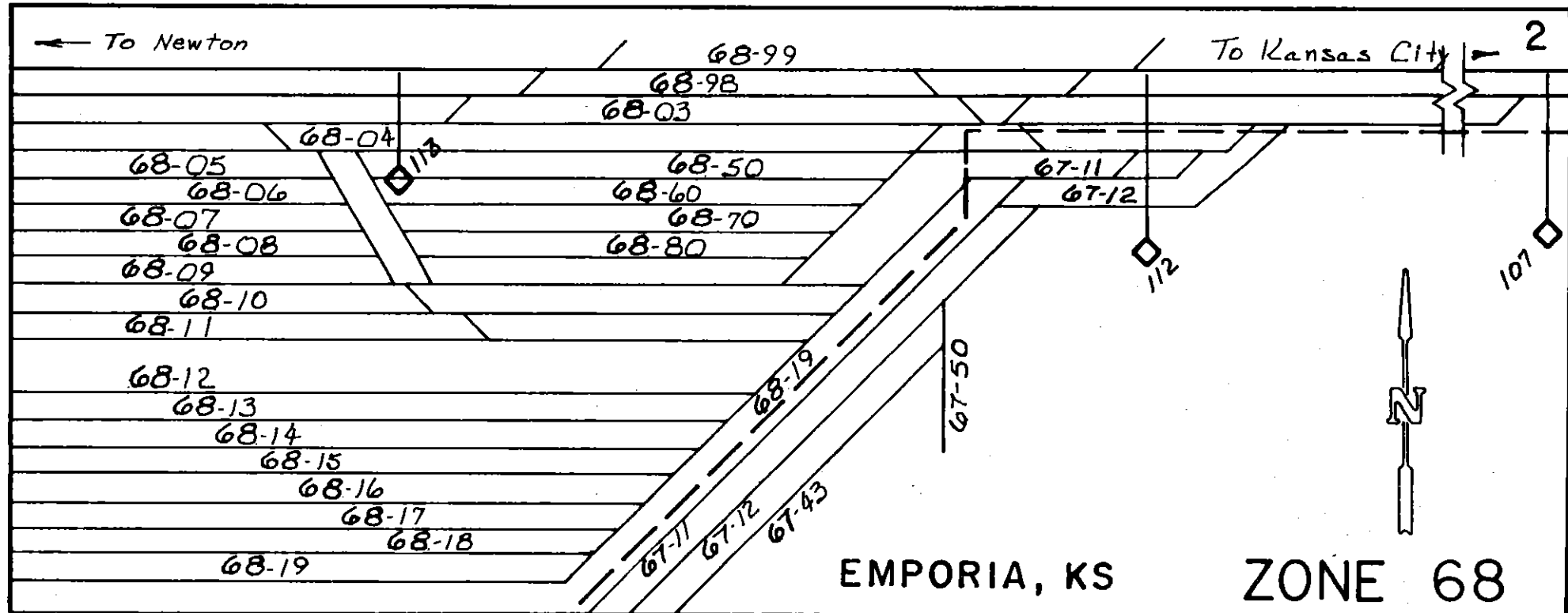
STATION	PATRON NAME	ZONE	PAGE
WICHITA	MIDWEST DISTR.	05	94
WICHITA	MIDWEST PLASTIC	07	104
WICHITA	MIDWESTR DISTR.	05	96
WICHITA	MODERNAIRE FILTER	04	84
WICHITA	MURDOCK	03	76
WICHITA	MURRAY DISTR. CO	04	84
WICHITA	NATIONAL STEEL	02	68
WICHITA	PAWNEE PLASTICS	07	106
WICHITA	PERFECTION TRUSS	06	100
WICHITA	PRICE BROTHERS	05	88
WICHITA	PT BUILDING SUPPLY	05	96
WICHITA	QUICK TRANSFER	01	60
WICHITA	RALSTON PURINA	03	72
WICHITA	RED CARPET	05	88
WICHITA	RIEKES & SONS	07	102
WICHITA	SAFELITE GLASS CO	04	86
WICHITA	SAGE DISTRIBUTING	05	96
WICHITA	SEARS ROEBUCK	05	94
WICHITA	SEARS ROEBUCK	05	96
WICHITA	SEARS ROEBUCK	05	98
WICHITA	SERVICE TRANSFER	02	68
WICHITA	SFB PLASTIC	06	100
WICHITA	SOUTHWEST PETROCHEM	04	86
WICHITA	SOUTHWESTERN BELL	08	110
WICHITA	STANNARD CONST. CO	05	98
WICHITA	STANNARD CONST. CO	05	98
WICHITA	STAR LUMBER CO	07	102
WICHITA	T M I CO	05	94
WICHITA	T M I CO	05	96
WICHITA	T S C	07	106
WICHITA	TERMINAL TRACKS	01	62
WICHITA	TIMBER PRODUCTS	08	110
WICHITA	U.S. SUPPLY	04	84
WICHITA	VALLEY FEED-SEED	08	110
WICHITA	VAN WATERS & ROGERS	02	68
WICHITA	VLIET CARPET CO	02	68
WICHITA	WALT KEELER	05	88
WICHITA	WALT KEELER CO	07	106
WICHITA	WICHITA BEACON	05	90
WICHITA	WICHITA BINDERY	04	84
WICHITA	WICHITA EAGLE	05	90
WICHITA	WICHITA RECYCLING	05	94
WICHITA	WICHITA STEEL FAB	02	66
WICHITA	WICHITA STEEL FAB	02	68
WICHITA	WICHITA WAREHOUSE	02	68
WINFIELD	FARMERS UNION ELEV	71	134
WN JUNCTION	YARD TRACKS	73	132

ZONE 68 < EMPORIA, KS 61200 > SECOND SUBDIV KANSAS CITY DIVISION

- 67 11 00 EASTBOUND YARD TRACK 11
- 67 12 00 EASTBOUND YARD TRACK 12
- 67 43 00 UPPER 13 TRACK
- 67 50 00 SOUTH STOREHOUSE TRACK
- 68 03 00 WESTBOUND YARD TRACK 3
- 68 04 00 WESTBOUND YARD TRACK 4
- 68 05 00 WESTBOUND YARD TRACK 5
- 68 06 00 WESTBOUND YARD TRACK 6
- 68 07 00 WESTBOUND YARD TRACK 7
- 68 08 00 WESTBOUND YARD TRACK 8
- 68 09 00 WESTBOUND YARD TRACK 9
- 68 10 00 WESTBOUND YARD TRACK 10
- 68 11 00 WESTBOUND YARD TRACK 11
- 68 12 00 WESTBOUND YARD TRACK 12
- 68 13 00 WESTBOUND YARD TRACK 13
- 68 14 00 WESTBOUND YARD TRACK 14
- 68 15 00 WESTBOUND YARD TRACK 15

- 68 16 00 WESTBOUND YARD TRACK 16
- 68 17 00 WESTBOUND YARD TRACK 17
- 68 18 00 WESTBOUND YARD TRACK 18
- 68 19 00 WESTBOUND YARD TRACK 19
- 68 50 00 STORAGE TRACK 5
- 68 60 00 STORAGE TRACK 6
- 68 70 00 STORAGE TRACK 7
- 68 80 00 STORAGE TRACK 8
- 68 98 00 NORTH MAIN TRACK
- 68 99 00 SOUTH MAIN TRACK

PAGE ONE

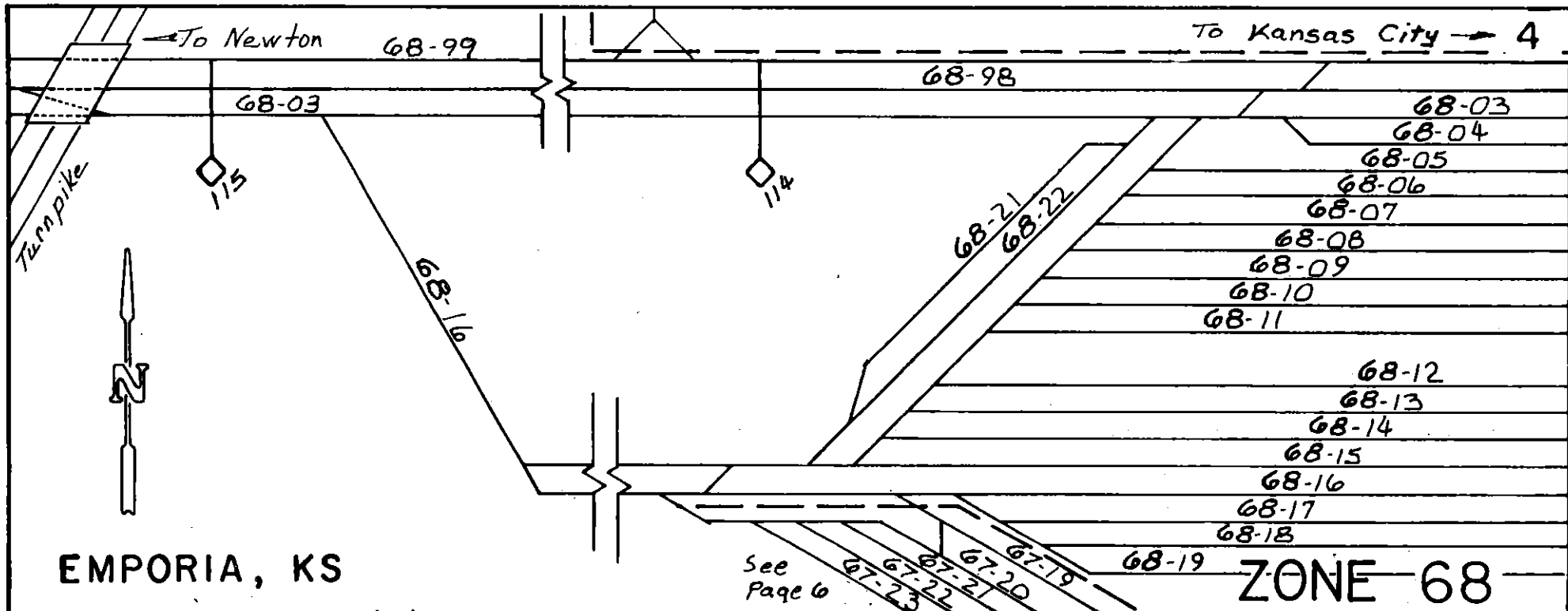


ZONE 68 < EMPORIA, KS 61200 > SECOND SUBDIV KANSAS CITY DIVISION

- 67 19 00 SOUTH ENGINE LEAD
- 67 20 00 TRANSFER TRACK
- 67 21 00 SCALE TRACK
- 67 22 00 BAD ORDER TRACK
- 67 23 00 HOUSE TRACK
- 68 03 00 WESTBOUND YARD TRACK 3
- 68 04 00 WESTBOUND YARD TRACK 4
- 68 05 00 WESTBOUND YARD TRACK 5
- 68 06 00 WESTBOUND YARD TRACK 6
- 68 07 00 WESTBOUND YARD TRACK 7
- 68 08 00 WESTBOUND YARD TRACK 8
- 68 09 00 WESTBOUND YARD TRACK 9
- 68 10 00 WESTBOUND YARD TRACK 10
- 68 11 00 WESTBOUND YARD TRACK 11
- 68 12 00 WESTBOUND YARD TRACK 12
- 68 13 00 WESTBOUND YARD TRACK 13
- 68 14 00 WESTBOUND YARD TRACK 14
- 68 15 00 WESTBOUND YARD TRACK 15

- 68 16 00 WESTBOUND YARD TRACK 16
- 68 17 00 WESTBOUND YARD TRACK 17
- 68 18 00 WESTBOUND YARD TRACK 18
- 68 19 00 WESTBOUND YARD TRACK 19
- 68 21 00 NORTH HOUSE TRACK
- 68 22 00 SOUTH HOUSE TRACK
- 68 98 00 NORTH MAIN TRACK
- 68 99 00 SOUTH MAIN TRACK

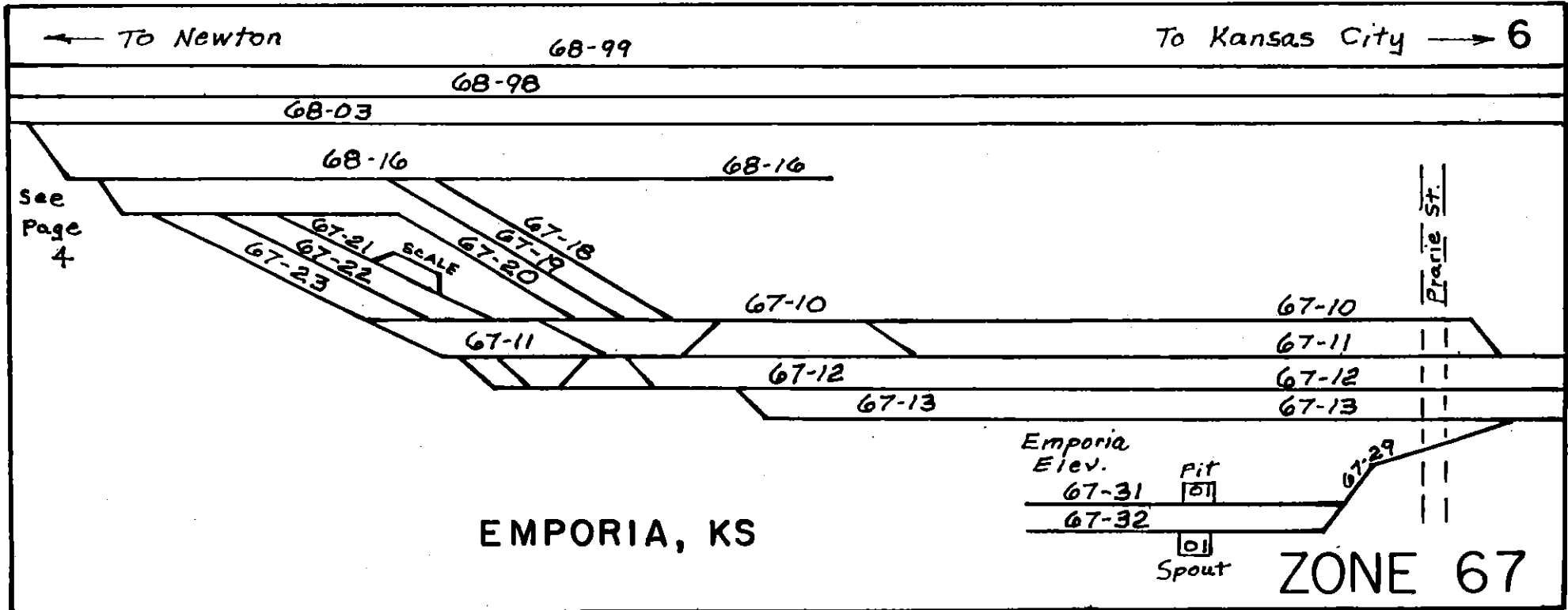
PAGE 3



ZONE 67 < EMPORIA, KS 61200 > SECOND SUBDIV KANSAS CITY DIVISION

- 67 10 00 EASTBOUND YARD TRACK 10
- 67 11 00 EASTBOUND YARD TRACK 11
- 67 12 00 EASTBOUND YARD TRACK 12
- 67 13 00 EASTBOUND YARD TRACK 13
- 67 18 00 NORTH ENGINE LEAD TRACK
- 67 19 00 SOUTH ENGINE LEAD TRACK
- 67 20 00 TRANSFER TRACK
- 67 21 00 SCALE TRACK
- 67 22 00 BAD ORDER TRACK
- 67 23 00 HOUSE TRACK
- 67 29 00 WEST STOCKYARD LEAD TRACK
- 67 31 00 EMPORIA ELEVATOR TRACK
- 01 EMPORIA ELEVATOR PIT
- 67 32 00 EMPORIA ELEVATOR TRACK
- 01 EMPORIA ELEVATOR SPOUT
- 68 03 00 WESTBOUND YARD TRACK 3
- 68 16 00 WESTBOUND YARD TRACK 16
- 68 98 00 SOUTH MAIN TRACK
- 68 99 00 NORTH MAIN TRACK

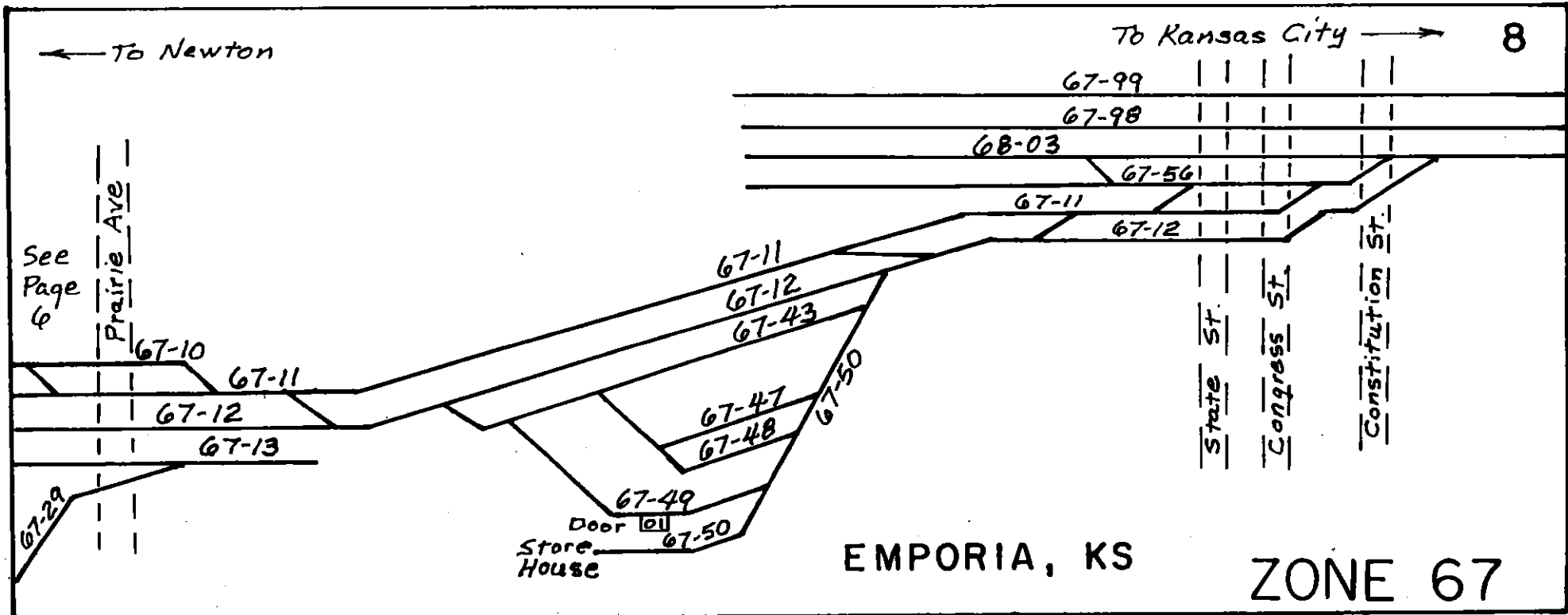
PAGE 5



ZONE 67 < EMPORIA, KS 61200 > SECOND SUBDIV KANSAS CITY DIVISION

- 67 10 00 EASTBOUND YARD TRACK 10
- 67 11 00 EASTBOUND YARD TRACK 11
- 67 12 00 EASTBOUND YARD TRACK 12
- 67 13 00 EASTBOUND YARD TRACK 13
- 67 29 00 WEST STOCKYARD LEAD-----> SEE PAGE 6
- 67 47 00 NORTH COACH TRACK
- 67 48 00 SOUTH COACH TRACK
- 67 49 00 NORTH STOREHOUSE TRACK
- 01 STOREHOUSE DOOR
- 67 50 00 SOUTH STOREHOUSE TRACK
- 67 56 00 NEW "1" TRACK
- 67 98 00 SOUTH MAIN TRACK
- 67 99 00 NORTH MAIN TRACK
- 68 03 00 WESTBOUND YARD TRACK 3

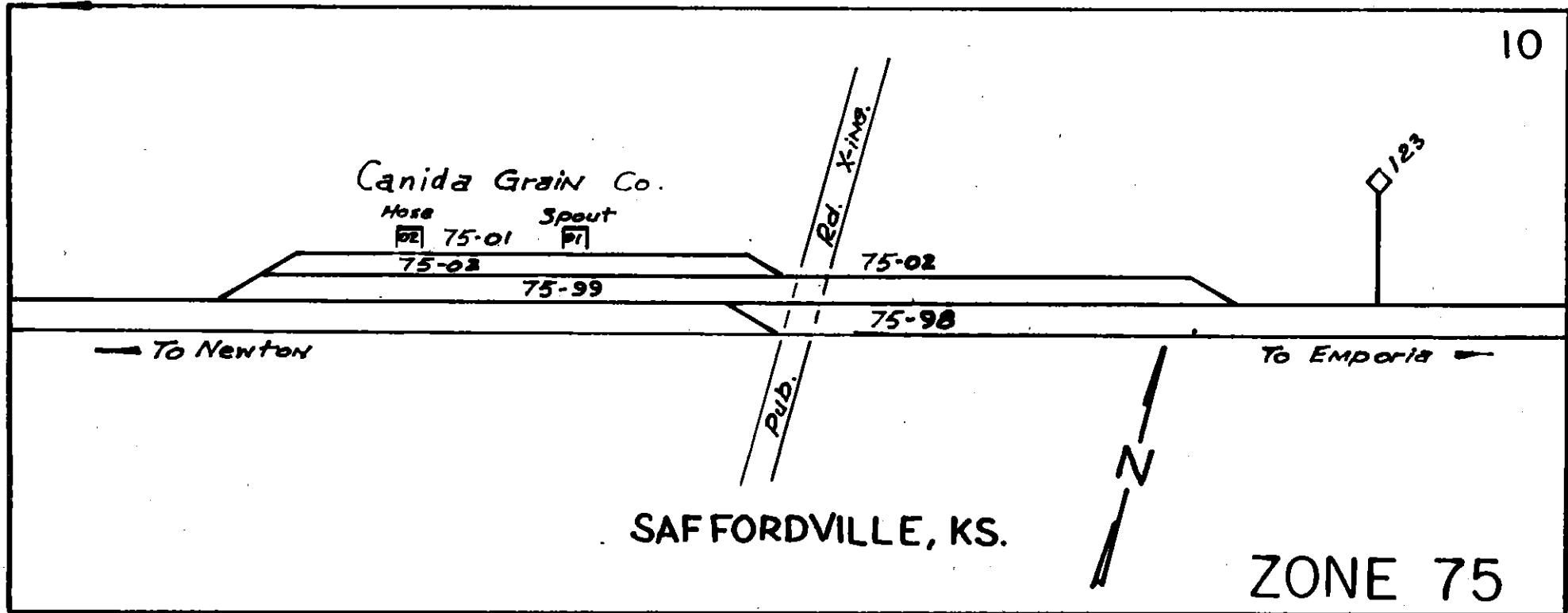
PAGE 7



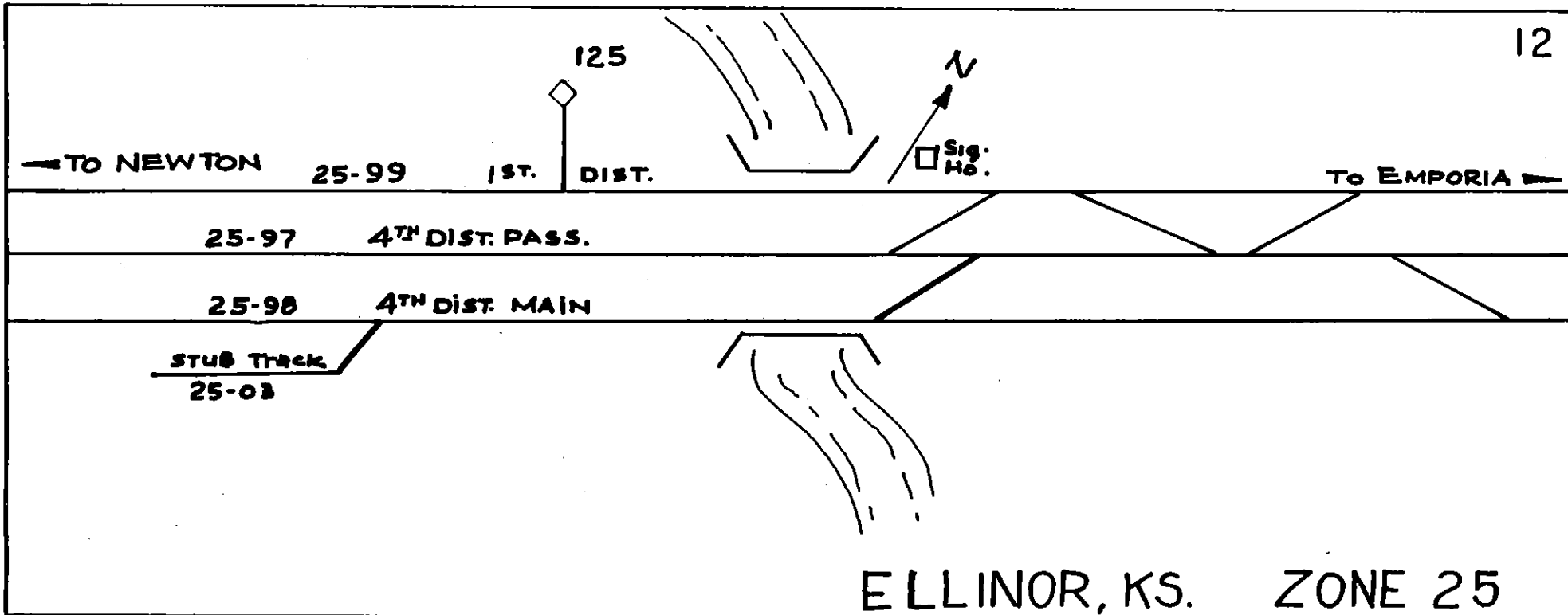
ZONE 75 < SAFFORDVILLE, KS 61190 > FIRST SUBDIVISION

- 75 01 00 ELEVATOR TRACK
- 01 NORTH GRAIN SPOUT
- 75 02 00 NORTH GRAIN
- 01 NORTH GRAIN HOSE
- 75 98 00 MIDDLE MAIN TRACK
- 75 99 00 NORTH MAIN TRACK

PAGE 9

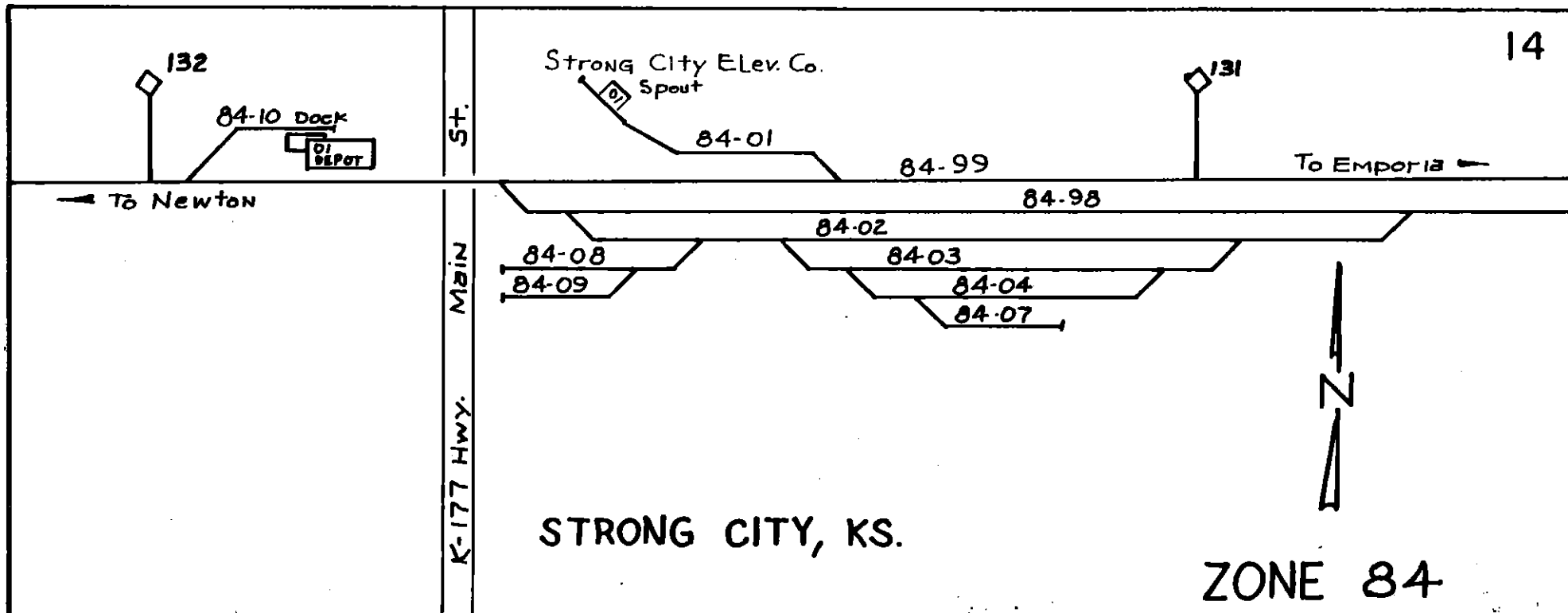


- 25 03 00 STUB TRACK
- 25 97 00 4TH SUBDIVISION PASS
- 25 98 00 4TH SUBDIVISION MAIN TRACK
- 25 99 00 4TH SUBDIVISION NORTH MAIN TRACK



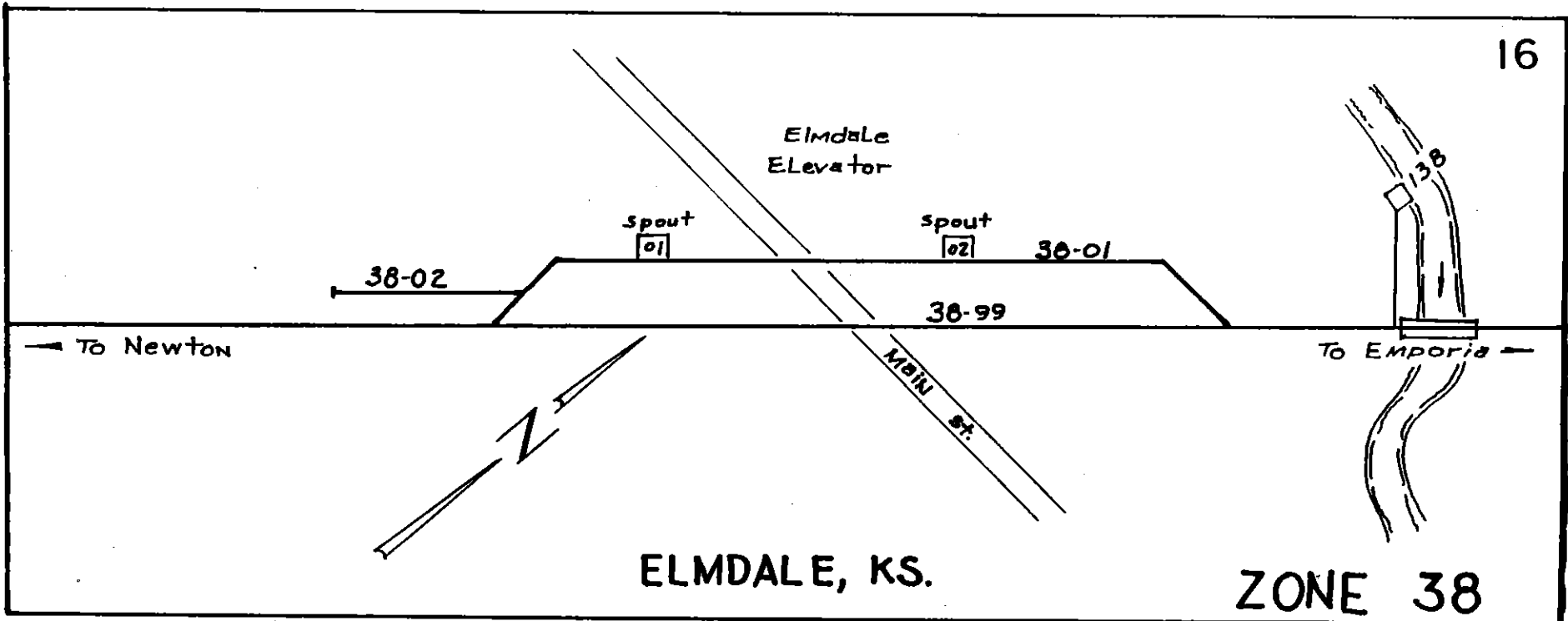
- 84 01 00 ELEVATOR SPUR TRACK
- 01 STRONG CITY ELEV. CO SPOUT
- 84 02 00 YARD TRACK
- 84 03 00 YARD TRACK
- 84 04 00 YARD TRACK
- 84 07 00 WYE SPUR TRACK
- 84 08 00 YARD SPUR TRACK
- 84 09 00 YARD SPUR TRACK
- 84 10 00 HOUSE TRACK
- 01 HOUSE TRACK DOCK DOCK
- 84 98 00 STRONG CITY SIDING
- 84 99 00 1ST SUBDIVISION MAIN TRACK

PAGE 13



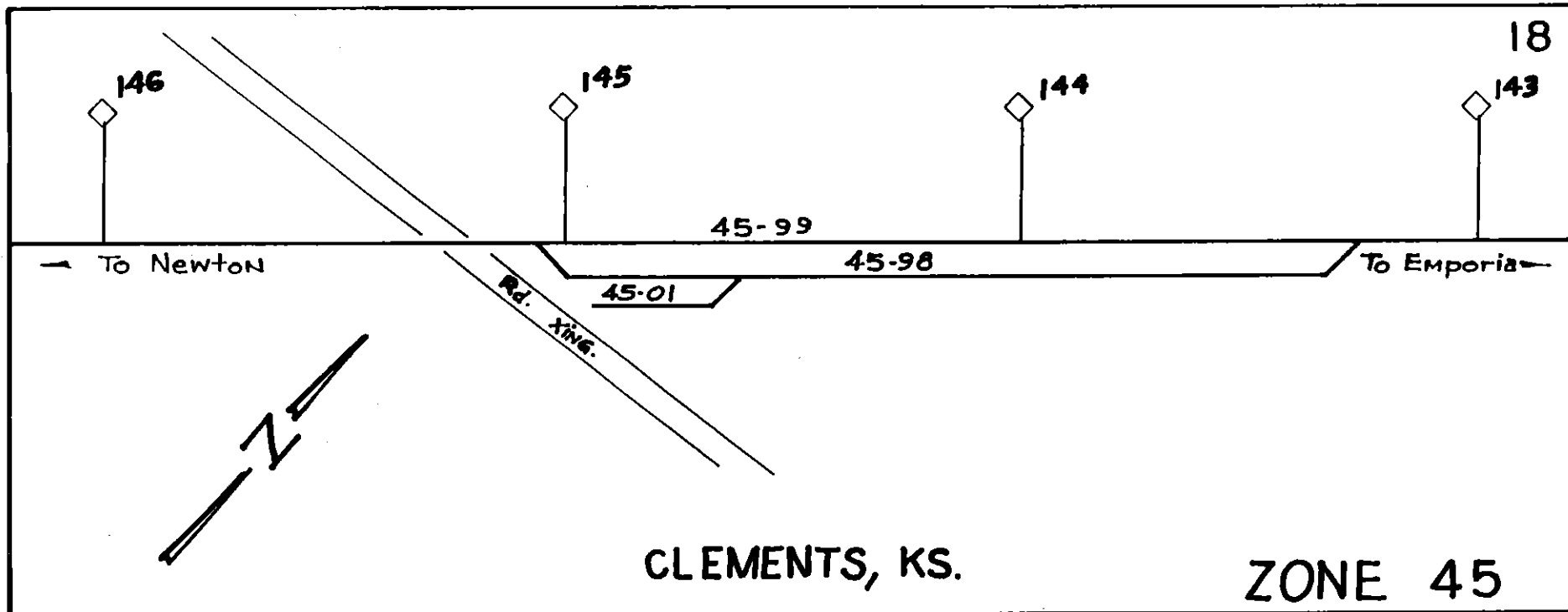
- 38 01 00 ELEVATOR TRACK
- 01 ELMDALE ELEVATOR SPOUT
- 02 ELMDALE ELEVATOR SPOUT
- 38 02 00 ELMDALE SPUR TRACK
- 38 99 00 ELMDALE MAIN TRACK

PAGE 15



- 45 01 00 CLEMENTS SPUR TRACK
- 45 98 00 CLEMENTS SIDING
- 45 99 00 CLEMENTS MAIN TRACK

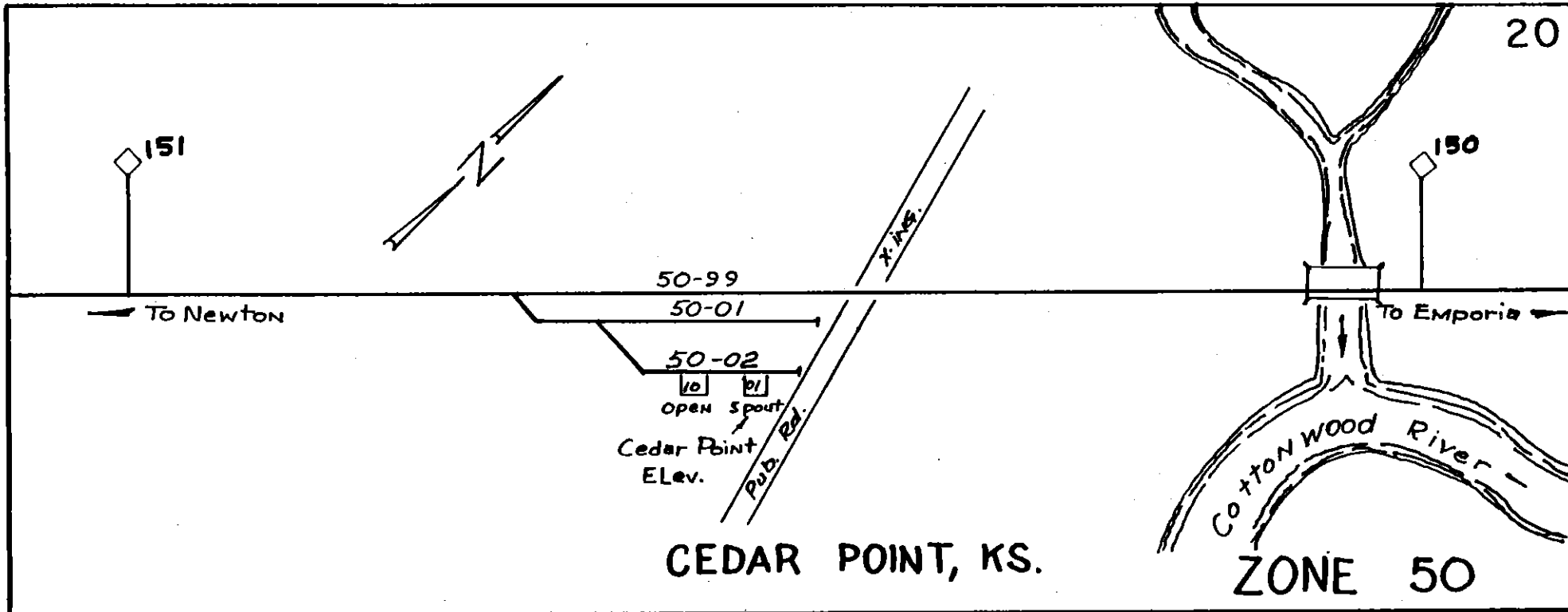
PAGE 17



ZONE 50 < CEDAR POINT, KS 61135 > FIRST SUBDIVISION

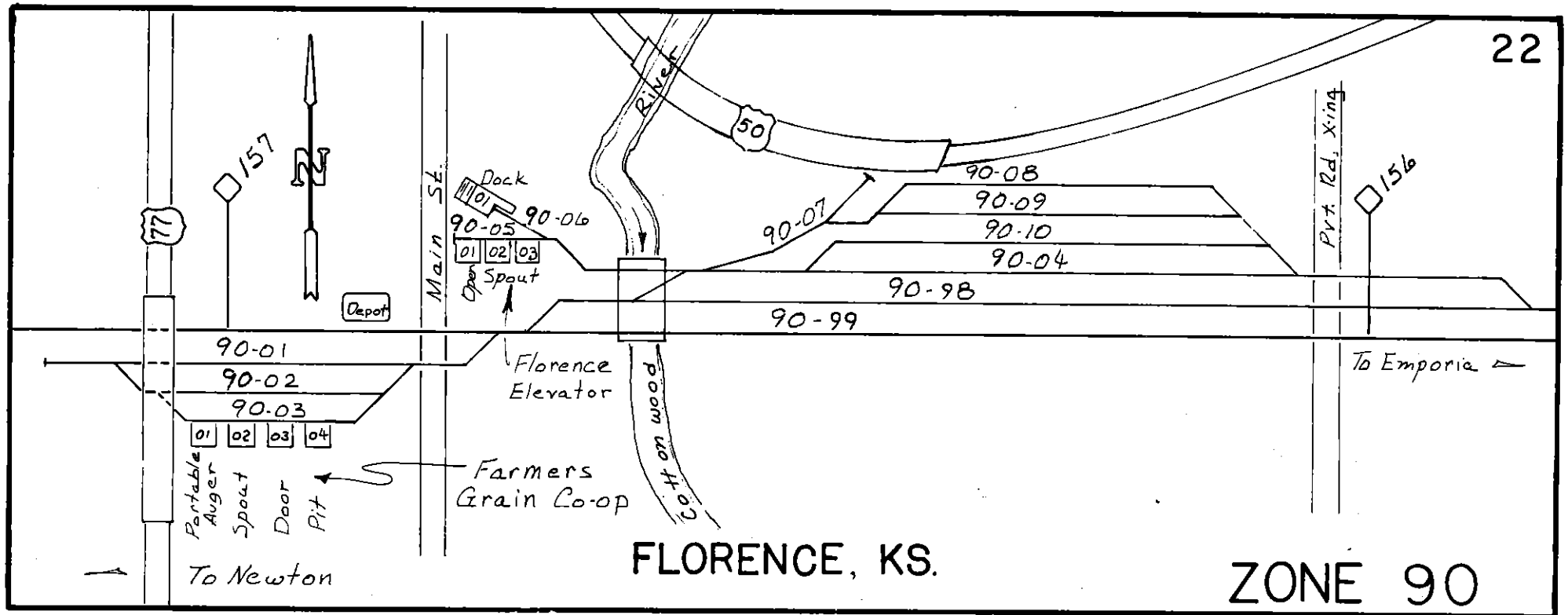
- 50 01 00 HOUSE TRACK
- 50 02 00 ELEVATOR TRACK
 - 01 CEDAR POINT ELEVATOR SPOUT
 - 02 TEAM TRACK PATRONS OPEN
- 50 99 00 CEDAR POINT MAIN TRACK

PAGE 19



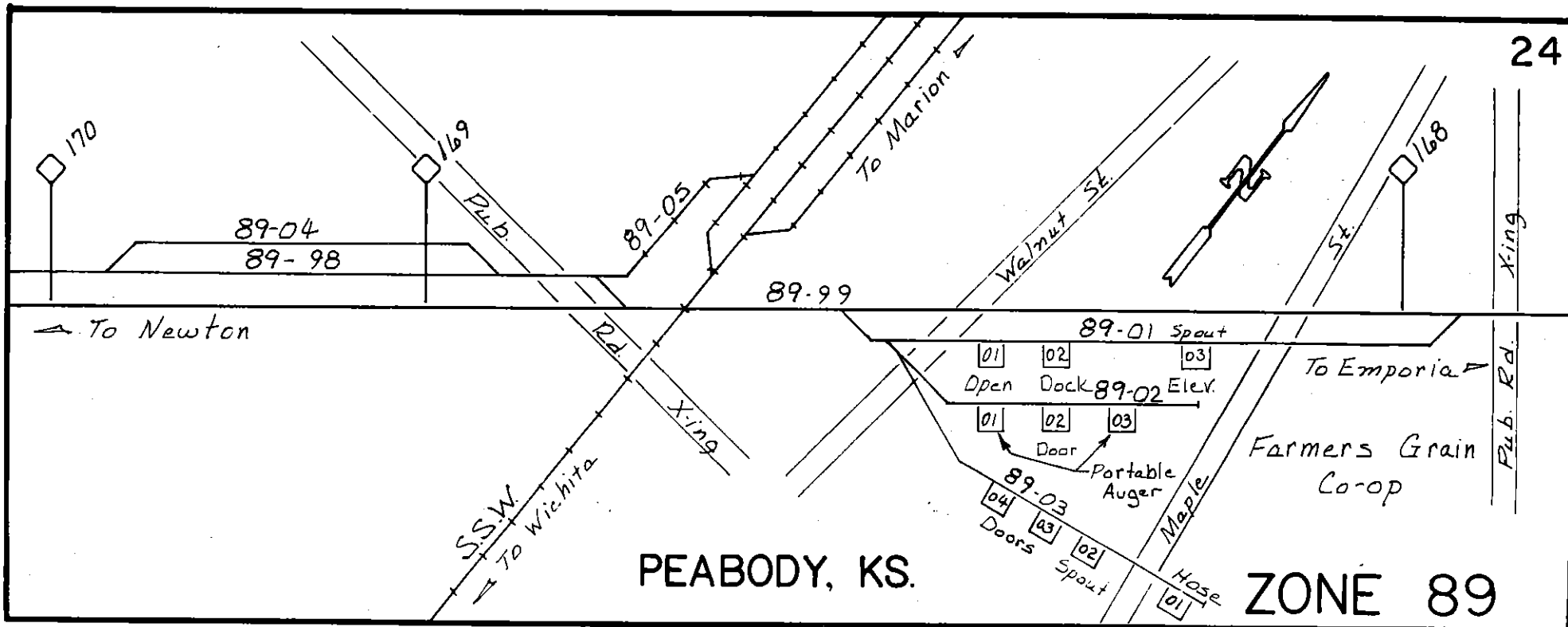
90 01 00	ELDORADO (OLD) MAIN TRACK		90 07 00	ROCK PIT SPUR	
90 02 00	MIDDLE TRACK		01	ROCK PIT	OPEN
90 03 00	SCALE TRACK		90 08 00	YARD TRACK	
01	FARMERS GRAIN CO-OP	PORT/AUG	90 09 00	YARD TRACK	
02	FARMERS GRAIN CO-OP	SPOUT	90 10 00	YARD TRACK	
03	FARMERS GRAIN CO-OP	DOOR	90 98 00	FLORENCE SIDING	
04	FARMERS GRAIN CO-OP	PIT	90 99 00	FORENCE MAIN TRACK	
90 04 00	YARD TRACK				
90 05 00	NORTH ELEVATOR TRACK				
01	FLORENCE ELEVATOR	OPEN			
02	FLORENCE ELEVATOR	SPOUT			
03	FLORENCE ELEVATOR	SPOUT			
90 06 00	DOCK SPUR TRACK				
01	TEAM TRACK PATRONS	DOCK			

PAGE 21



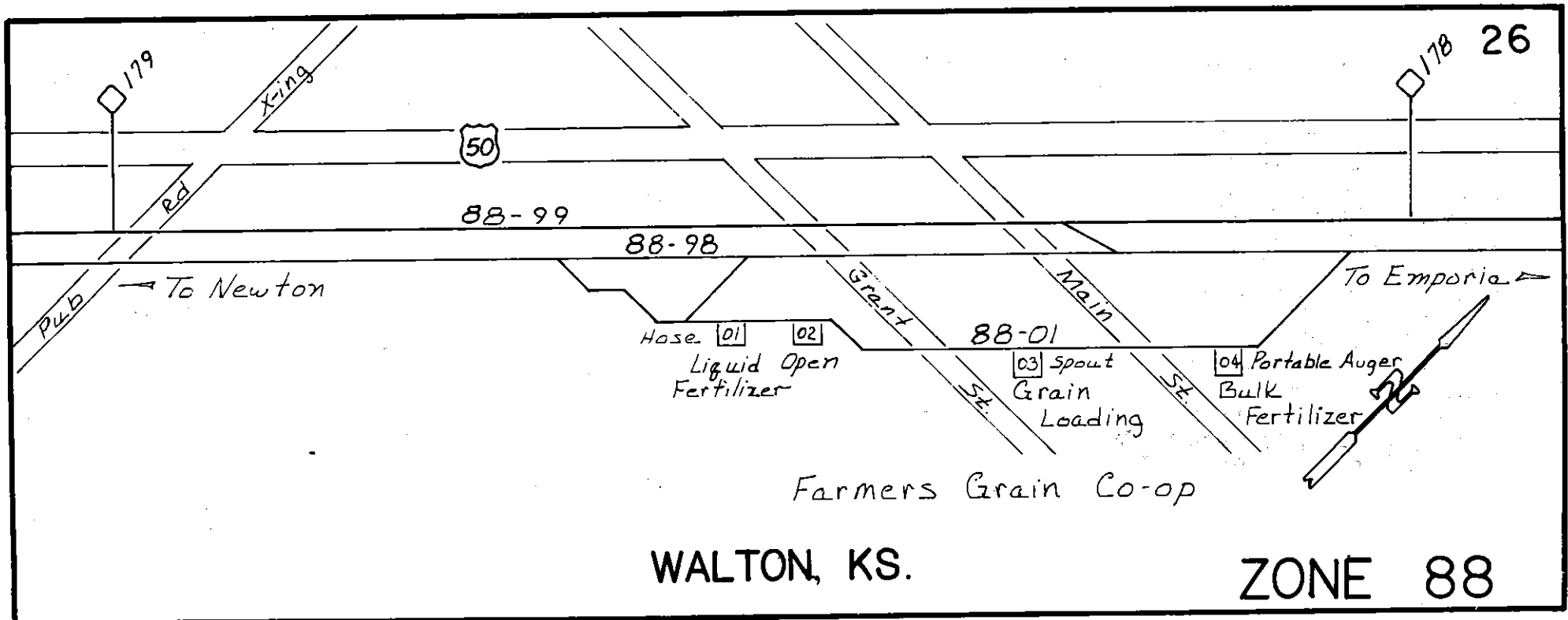
- 89 01 00 FARMERS GRAIN CO-OP TRACK
- 01 FARMERS GRAIN CO-OP OPEN
- 02 FARMERS GRAIN CO-OP DOCK
- 03 FARMERS GRAIN CO-OP SPOUT
- 89 02 00 FARMERS GRAIN CO-OP TRACK
- 01 FARMERS GRAIN CO-OP PORT/AUG
- 02 FARMERS GRAIN CO-OP DOOR
- 03 FARMERS GRAIN CO-OP PORT/AUG
- 89 03 00 FARMERS GRAIN CO-OP TRACK
- 01 FARMERS GRAIN CO-OP HOSE
- 02 FARMERS GRAIN CO-OP SPOUT
- 03 FARMERS GRAIN CO-OP DOOR
- 04 FARMERS GRAIN CO-OP DOOR
- 89 04 00 PEABODY PASSING TRACK
- 89 05 00 SSW INTERCHANGE TRACK
- 89 98 00 PEABODY SIDING
- 89 99 00 PEABODY MAIN TRACK

PAGE 23



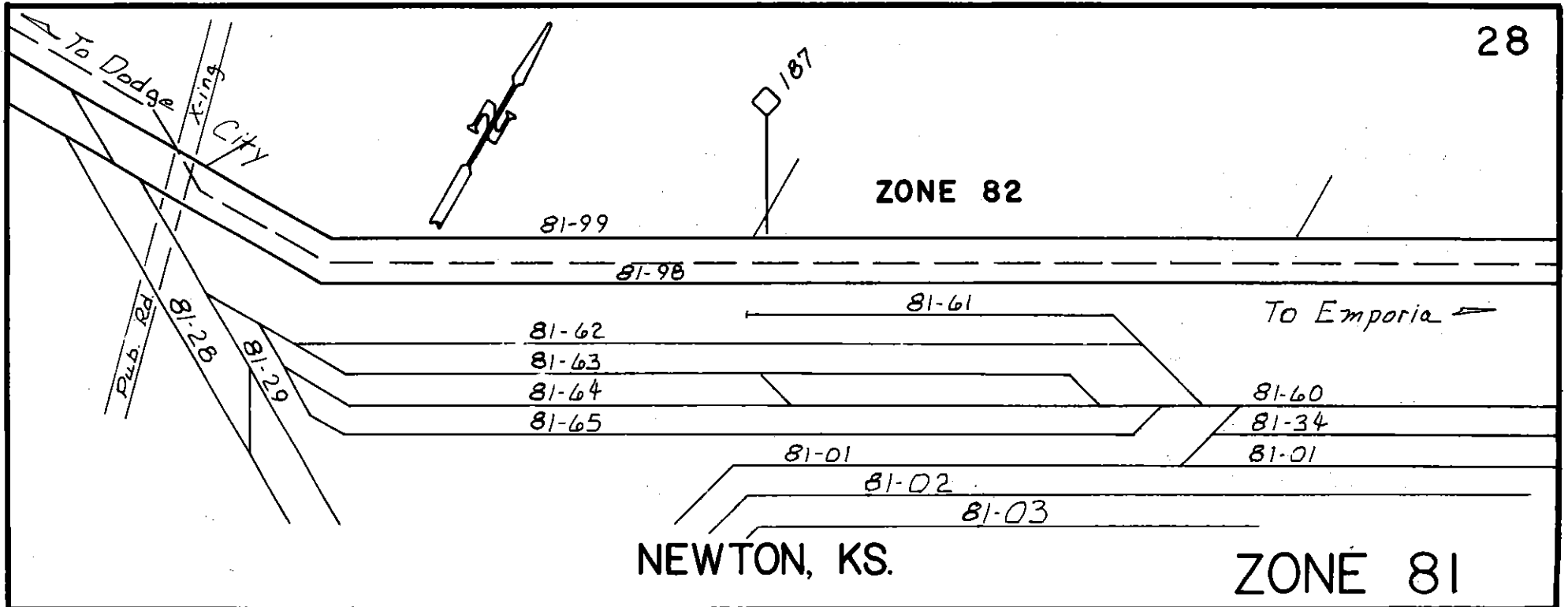
- 88 01 00 ELEVATOR TRACK
 - 01 FARMERS GRAIN CO-OP
 - 02 FARMERS GRAIN CO-OP
 - 03 FARMERS GRAIN CO-OP
 - 04 FARMERS GRAIN CO-OP
 - 88 98 00 WALTON SIDING
 - 88 99 00 WALTON MAIN TRACK
- HOSE
OPEN
SPOUT
PORT/AUG

PAGE 25



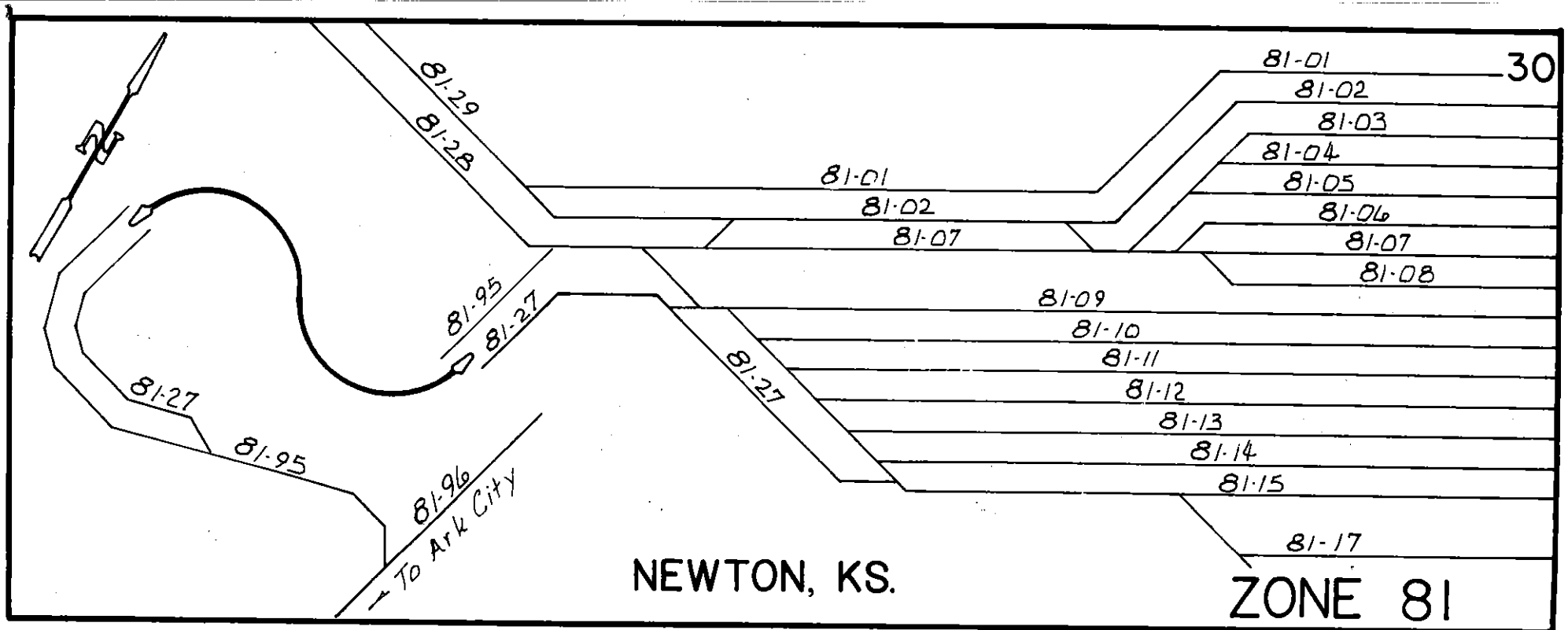
- 81 01 00 YARD TRACK NO. 1
- 81 02 00 YARD TRACK NO. 2
- 81 03 00 YARD TRACK NO. 3
- 81 28 00 SOUTH LEAD TRACK
- 81 29 00 SOUTH LEAD TRACK
- 81 34 00 SCALE TRACK
- 81 60 00 RIP LEAD TRACK
- 81 61 00 RIP TRACK NO. 1
- 81 62 00 RIP TRACK NO. 2
- 81 63 00 RIP TRACK NO. 3 (WASH TRACK)
- 81 64 00 RIP TRACK NO. 4
- 81 65 00 RIP TRACK NO. 5
- 81 98 00 NEWTON SOUTH MAIN TRACK
- 81 99 00 NEWTON NORTH MAIN TRACK

PAGE 27



- 81 01 00 YARD TRACK NO. 1
- 81 02 00 YARD TRACK NO. 2
- 81 03 00 YARD TRACK NO. 3
- 81 04 00 YARD TRACK NO. 4
- 81 05 00 YARD TRACK NO. 5
- 81 06 00 YARD TRACK NO. 6
- 81 07 00 YARD TRACK NO. 7
- 81 08 00 YARD TRACK NO. 8
- 81 09 00 YARD TRACK NO. 9
- 81 10 00 YARD TRACK NO. 10
- 81 11 00 YARD TRACK NO. 11
- 81 12 00 YARD TRACK NO. 12
- 81 13 00 YARD TRACK NO. 13
- 81 14 00 YARD TRACK NO. 14
- 81 15 00 YARD TRACK NO. 15

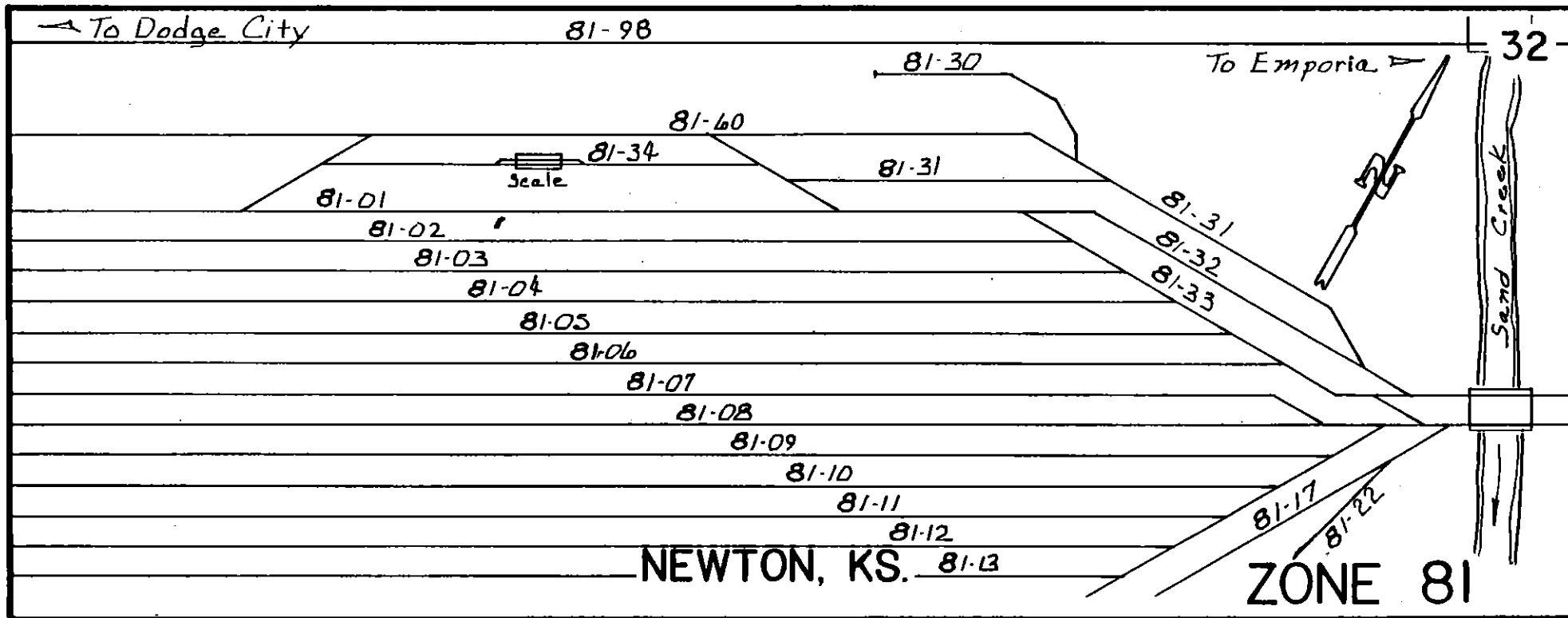
- 81 17 00 SOUTH COAL TRACK
- 81 27 00 TAIL TRACK
- 81 28 00 SOUTH LEAD TRACK
- 81 29 00 SOUTH LEAD TRACK
- 81 95 00 MCGRAW LEAD TRACK
- 81 96 00 3RD SUBDIVISION MAIN TRACK



- 81 01 00 YARD TRACK NO. 1
- 81 02 00 YARD TRACK NO. 2
- 81 03 00 YARD TRACK NO. 3
- 81 04 00 YARD TRACK NO. 4
- 81 05 00 YARD TRACK NO. 5
- 81 06 00 YARD TRACK NO. 6
- 81 07 00 YARD TRACK NO. 7
- 81 08 00 YARD TRACK NO. 8
- 81 09 00 YARD TRACK NO. 9
- 81 10 00 YARD TRACK NO. 10
- 81 11 00 YARD TRACK NO. 11
- 81 12 00 YARD TRACK NO. 12
- 81 13 00 YARD TRACK NO. 13

- 81 17 00 SOUTH COAL TRACK
- 81 22 00 STOCK TRACK
- 81 30 00 ICE HOUSE SPUR
- 81 31 00 NORTH OLD WAYCAR TRACK
- 81 32 00 SOUTH OLD WAYCAR TRACK
- 81 33 00 OLD NORTH LEAD TRACK
- 81 34 00 SCALE TRACK
- 81 60 00 RIP LEAD TRACK

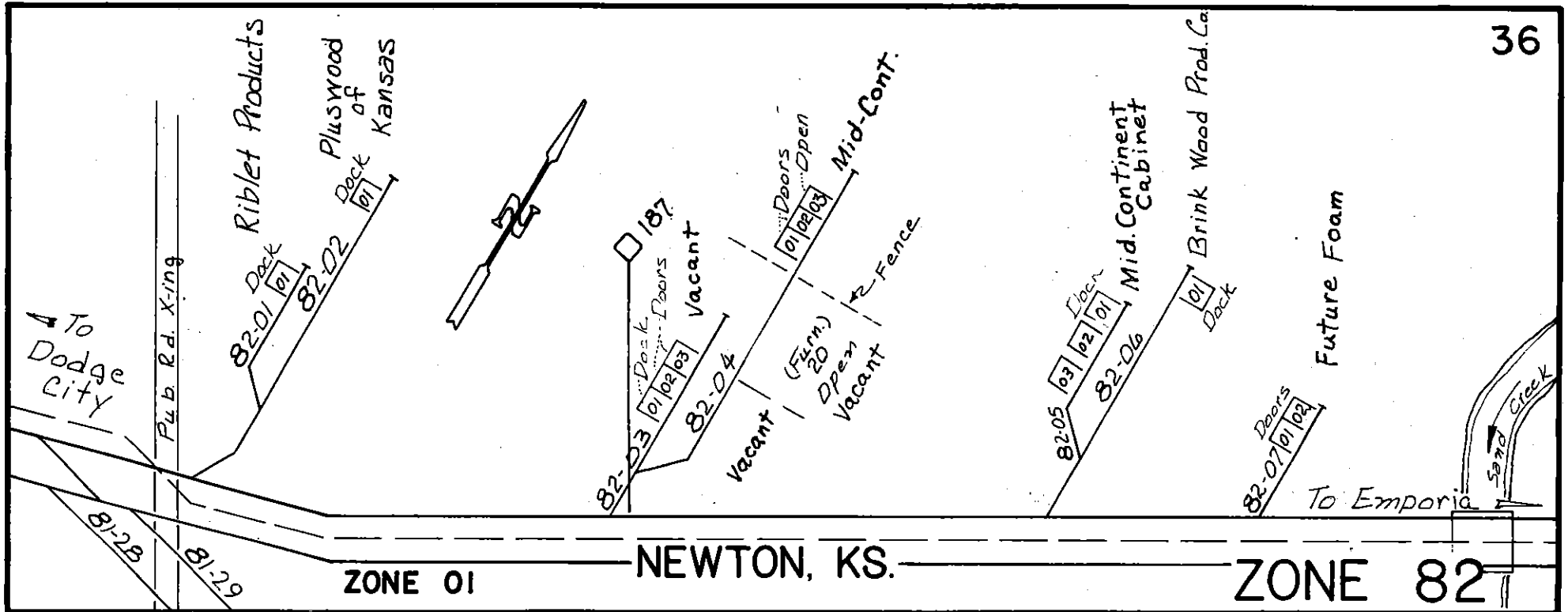
PAGE 31



82 01 00 RIBLET PRODUCTS TRACK
 01 RIBLET PRODUCTS DOCK
 82 02 00 PLUSWOOD OF KANSAS TRACK
 01 PLUSWOOD OF KANSAS DOCK
 82 03 00 KANSAS FOREST PRODUCTS TRACK
 01 VACANT DOCK
 02 VACANT DOOR
 03 VACANT DOOR
 82 04 00 MIDCONTINENTAL TRACK
 01 MID CONTINENT DOOR
 02 MID CONTINENT DOOR
 03 MID CONTINENT OPEN
 82 05 00 MID CONTINENT TRACK
 01 MID CONTINENT CABINETY DOCK
 02 MID CONTINENT CABINETY DOCK
 03 MID CONTINENT CABINETY DOCK

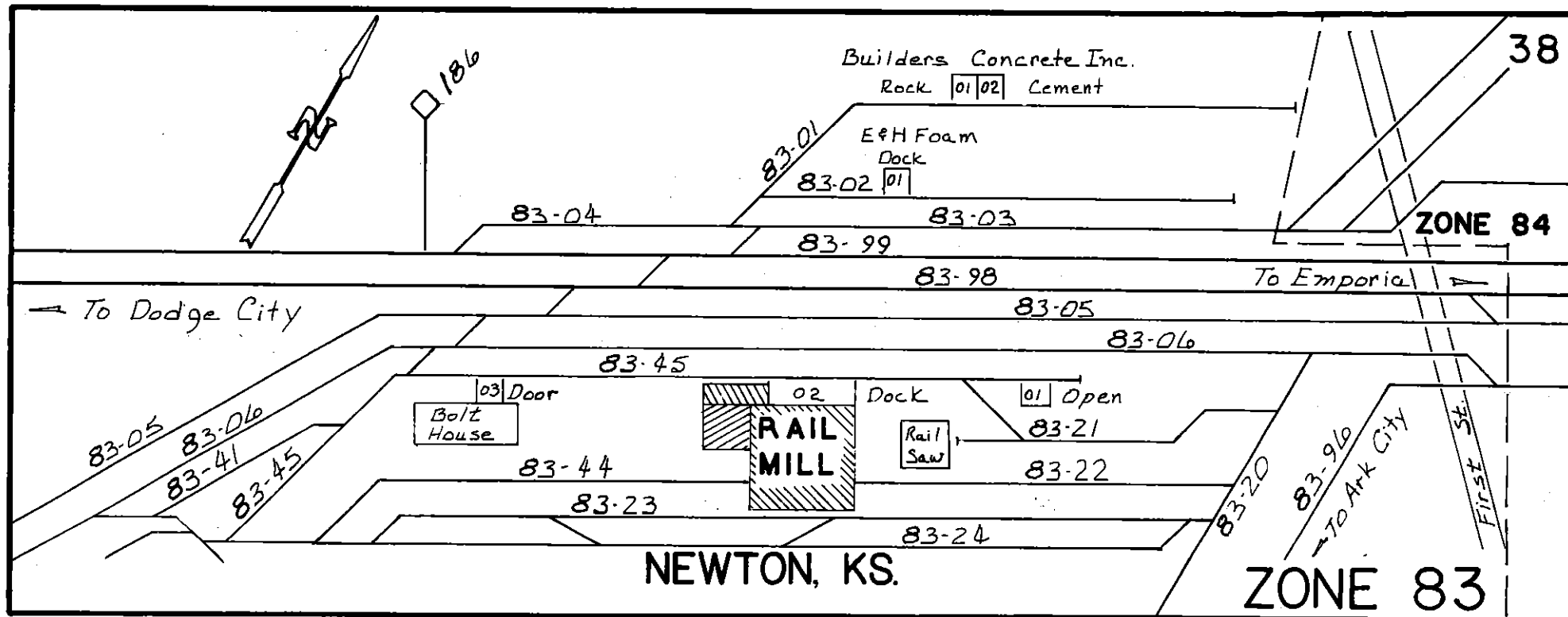
82 06 00 BRINK WOOD PRODUCTS TRACK
 01 BRINK WOOD PRODUCTS CO DOCK
 82 07 00 FUTURE FOAM TRACK
 01 FUTURE FOAM DOOR
 02 FUTURE FOAM DOOR

PAGE 35

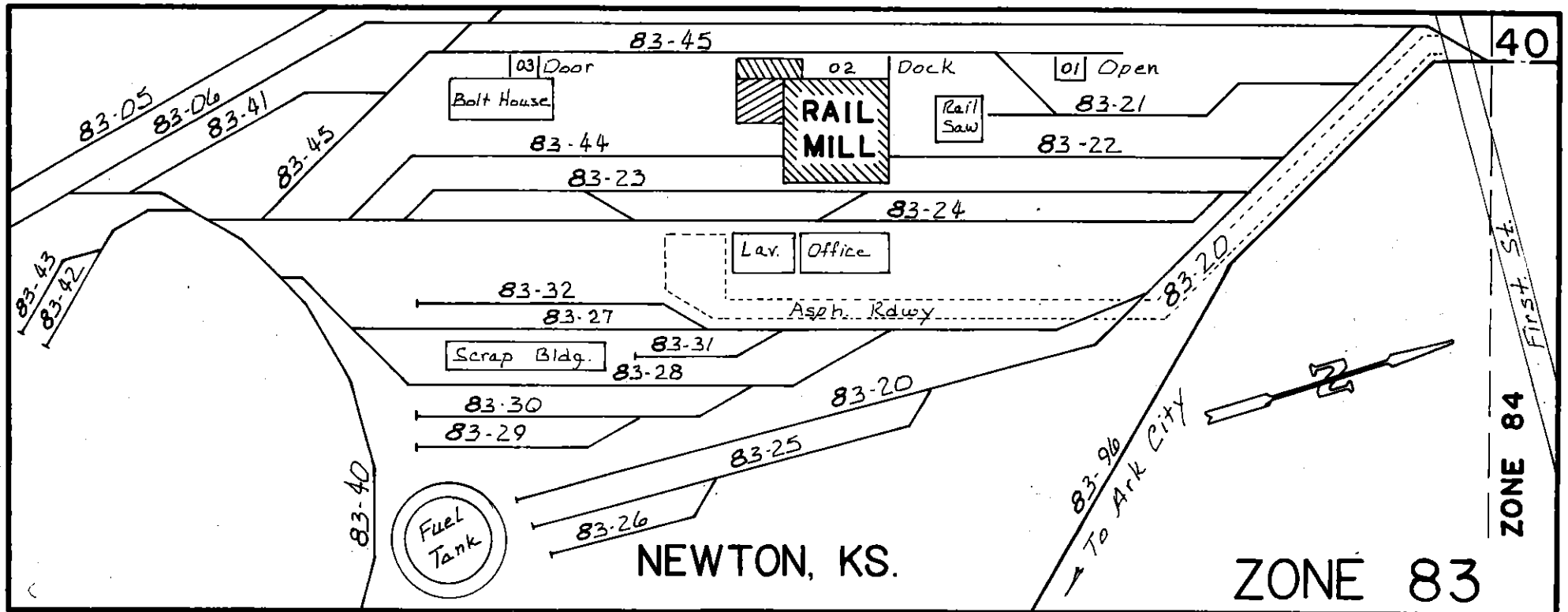


- | | |
|--------------------------------------|-------------------------------------|
| 83 01 00 BUILDERS CONCRETE INC TRACK | 83 45 00 RAILSAW NORTH SIDE |
| 01 BUILDERS CONCRETE INC ROCK | 01 POCKET EAST OF 03-21 SWITCH OPEN |
| 02 BUILDERS CONCRETE INC CEMENT | 02 RAILSAW N.SIDE PEENING DOCK |
| 83 02 00 E & H FOAM TRACK | 03 BOLT HOUSE EAST DOOR DOOR |
| 01 E & H FOAM DOCK | 83 98 00 SOUTH MAIN TRACK |
| 83 03 00 ROUNDHOUSE LEAD | 83 99 00 NORTH MAIN TRACK |
| 83 04 00 OLD STOCK TRACK | |
| 83 05 00 WESTBOUND FREIGHT MAIN | |
| 83 06 00 EASTBOUND FREIGHT MAIN | |
| 83 20 00 OIL HOLE TRACK | |
| 83 21 00 LEAD TRACK | |
| 83 22 00 OLD 248 TRACK | |
| 83 23 00 OLD 213 TRACK | |
| 83 24 00 PASSING TRACK | |
| 83 41 00 STORAGE TRACK | |
| 83 44 00 OLD 245 TRACK | |

PAGE 37

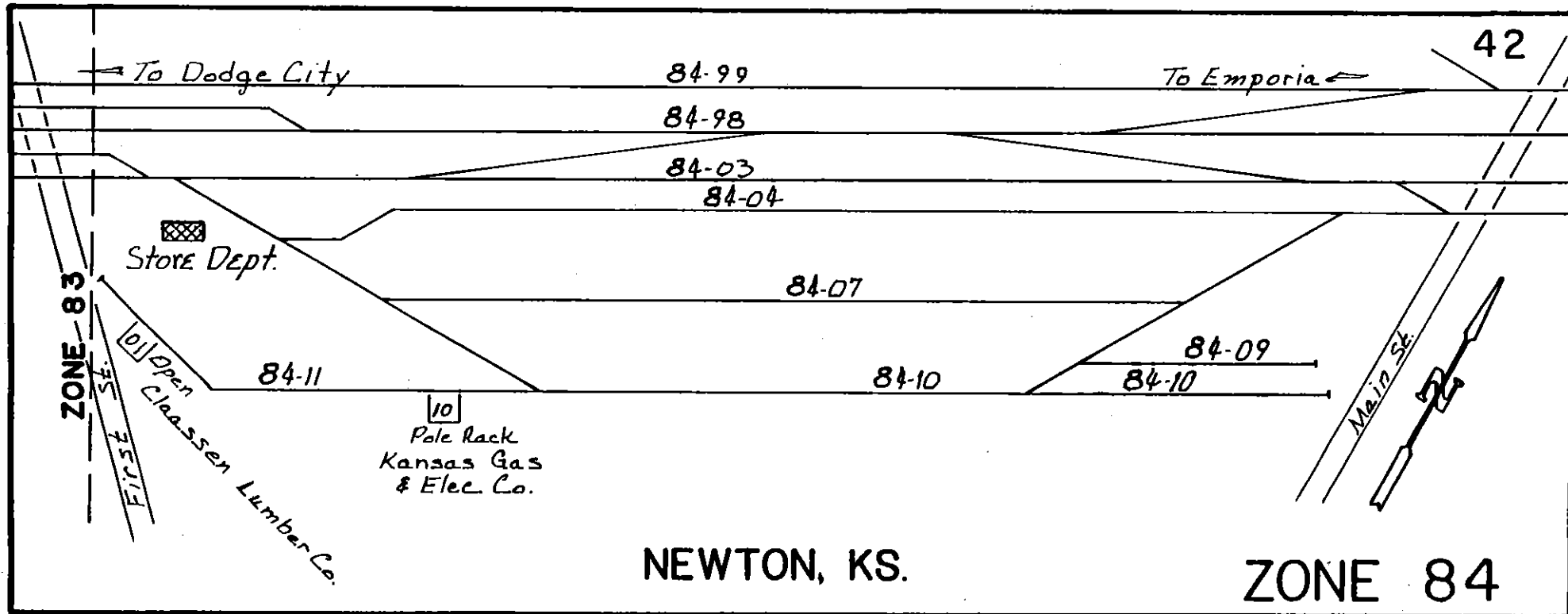


- | | |
|---------------------------------|-------------------------------------|
| 83 05 00 WESTBOUND FREIGHT MAIN | 83 41 00 STORAGE TRACK |
| 83 06 00 EASTBOUND FREIGHT MAIN | 83 42 00 OLD MAIN LINE |
| 83 20 00 OIL HOLE TRACK | 83 43 00 OLD CLEANING TRACK |
| 83 21 00 LEAD TRACK | 83 44 00 OLD 245 TRACK |
| 83 22 00 OLD 248 TRACK | 83 45 00 RAILSAW NORTH SIDE |
| 83 23 00 OLD 213 TRACK | 01 POCKET EAST OF 83-21 SWITCH OPEN |
| 83 24 00 PASSING TRACK | 02 RAILSAW N. SIDE PEENING DOCK |
| 83 25 00 STORAGE TRACK | 03 BOLT HOUSE EAST DOOR DOOR |
| 83 26 00 STORAGE TRACK | 83 96 00 3RD SUBDIVISION MAIN TRACK |
| 83 27 00 SOUTH HALL TRACK | |
| 83 28 00 STORAGE TRACK | |
| 83 29 00 STORAGE TRACK | |
| 83 30 00 STORAGE TRACK | |
| 83 31 00 STORAGE TRACK | |
| 83 32 00 NORTH HALL TRACK | |
| 83 40 00 WYE TRACK | |



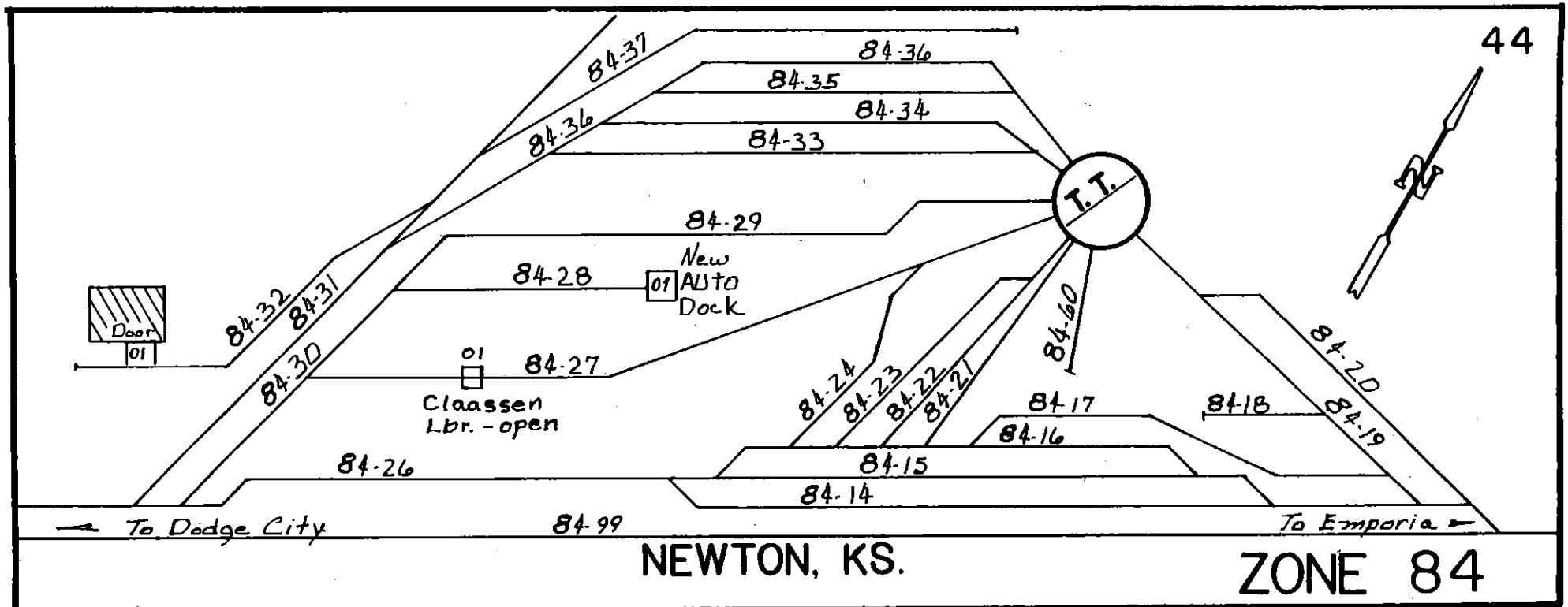
- 84 03 00 MAIN TRACK NO. 4
- 84 04 00 LOWER 4 TRACK
- 84 07 00 LOWER 7 TRACK
- 84 09 00 RAIL MILL STORAGE TRACK
- 84 10 00 NORTH WAREHOUSE TRACK
- 84 11 00 CLAASSEN LUMBER CO TRACK
- 01 CLAASSEN LUMBER CO OPEN
- 10 K.G.& E. POLE YARD RACK
- 84 98 00 SOUTH MAIN TRACK
- 84 99 00 NORTH MAIN TRACK

PAGE 41



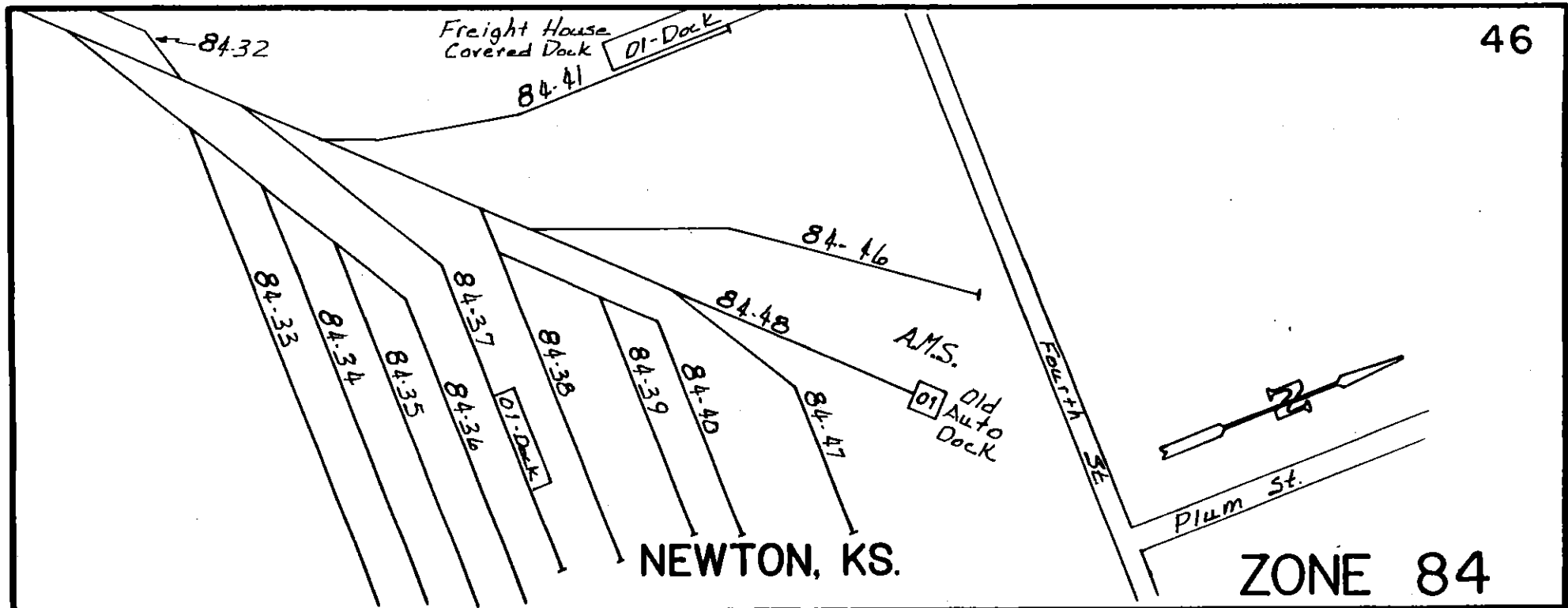
- | | | | | |
|----------|--------------------------|----------|----------------------------|------|
| 84 14 00 | SET OUT TRACK | 84 28 00 | OLD RIP NO. 12 | |
| 84 15 00 | TIE-UP TRACK | 01 | NEW AUTO DOCK | DOCK |
| 84 16 00 | RUN-A-ROUND TRACK | 84 29 00 | OLD RIP NO. 7 | |
| 84 17 00 | OIL TRACK | 84 30 00 | OLD RIP LEAD | |
| 84 18 00 | SAND SPUR TRACK | 84 31 00 | FREIGHT HOUSE LEAD | |
| 84 19 00 | TURNTABLE LEAD TRACK | 84 32 00 | VACANT WHSE TRACK | |
| 84 20 00 | GARDEN RUN-A-ROUND TRACK | 01 | VACANT WAREHOUSE | DOOR |
| 84 21 00 | LITTLE SET OUT TRACK | 84 33 00 | SOUTH BACKSHOP TRACK | |
| 84 22 00 | MIDDLE TRACK | 84 34 00 | MIDDLE BACKSHOP TRACK | |
| 84 23 00 | WASH TRACK | 84 35 00 | NORTH BACKSHOP TRACK | |
| 84 24 00 | TRASH TRACK | 84 36 00 | BACKSHOP RUN-A-ROUND TRACK | |
| 84 25 00 | ENGINE SPUR | 84 37 00 | SOUTH STOREHOUSE TRACK | |
| 84 26 00 | ROUND HOUSE LEAD | 84 98 00 | SOUTH MAIN TRACK | |
| 84 27 00 | OLD RIP NO. 13 | | | |
| 01 | CLAASSEN LUMBER | | OPEN | |

PAGE 43



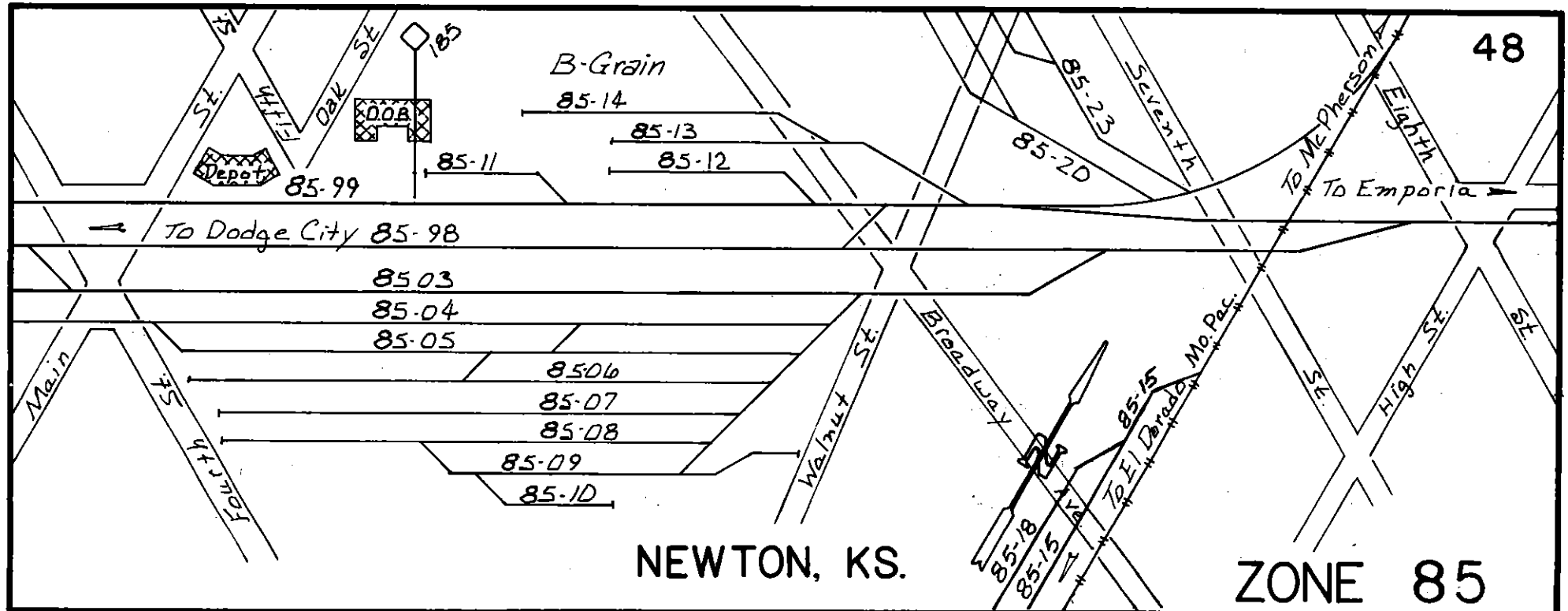
- 84 33 00 SOUTH BACKSHOP TRACK
- 84 34 00 MIDDLE BACKSHOP TRACK
- 84 35 00 NORTH BACKSHOP TRACK
- 84 36 00 BACKSHOP RUN-A-ROUND TRACK
- 84 37 00 SOUTH STOREHOUSE TRACK
- 01 SOUTH STOREHOUSE DOCK
- 84 38 00 NORTH STOREHOUSE TRACK
- 84 39 00 SOUTH TRANSFER TRACK
- 84 40 00 NORTH TRANSFER TRACK
- 84 41 00 HOUSE NO. 1 TRACK
- 01 HOUSE NO. 1 (COVERED) DOCK
- 84 46 00 SANNER LEAD TRACK
- 84 47 00 TEAM TRACK
- 01 TEAM TRACK PATRONS OPEN
- 84 48 00 OLD AUTO DOCK TRACK
- 01 ADVANCED METAL SYS LBR DOCK

PAGE 45



- 85 03 00 MAIN NO. 3 TRACK
- 85 04 00 MIDDLE TRACK NO. 4
- 85 05 00 MIDDLE TRACK NO. 5
- 85 06 00 MIDDLE TRACK NO. 6
- 85 07 00 MIDDLE TRACK NO. 7
- 85 08 00 MIDDLE TRACK NO. 8
- 85 09 00 HI-LINE TRACK
- 85 10 00 DOWELL SPUR
- 85 11 00 DOTSON SPUR
- 85 12 00 NEW SPUR
- 85 13 00 NEW SPUR
- 85 14 00 B GRAIN TRACK
- 85 15 00 M P INTERCHANGE TRACK
- 85 18 00 M P INTERCHANGE TRACK
- 85 20 00 ROSS INDUSTRY LEAD TRACK
- 85 23 00 ROSS INDUSTRY TRACK NO. 3
- 85 98 00 SOUTH MAIN TRACK
- 85 99 00 NORTH MAIN TRACK

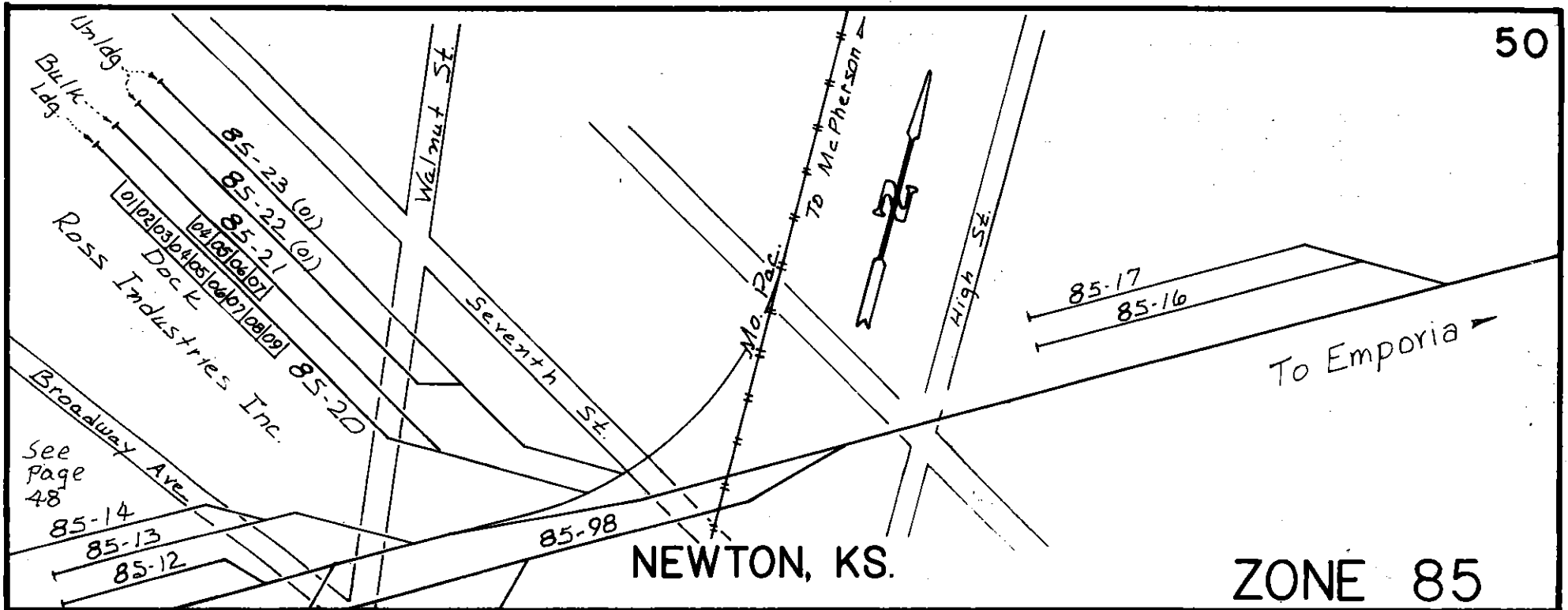
PAGE 47



ZONE 85 < NEWTON, KS 61100 > FIRST SUBDIVISION

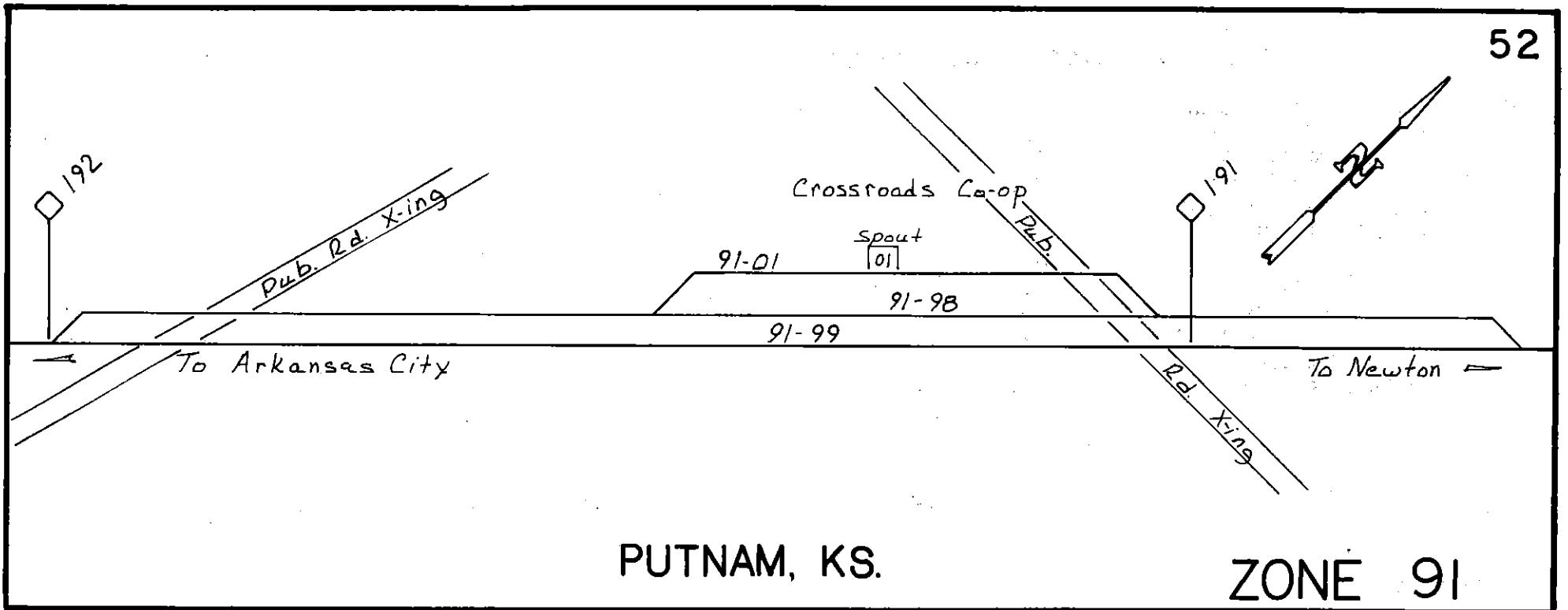
85 16 00	SOUTH STORAGE TRACK	
85 17 00	NORTH STORAGE TRACK	
85 20 00	ROSS INDUSTRY LEAD TRACK	
01	ROSS INDUSTRY INC	DOCK
THRU	(9 CAR SPOT)	DOCK
09	ROSS INDUSTRY INC	DOCK
85 21 00	ROSS INDUSTRY TRACK NO. 1	
01	ROSS INDUSTRY INC	BULK
THRU	(7 CAR SPOT)	BULK
07	ROSS INDUSTRY INC	BULK
85 22 00	ROSS INDUSTRY TRACK NO. 2	
01	ROSS INDUSTRY INC	UNLDG
02	ROSS INDUSTRY INC	UNLDG
85 23 00	ROSS INDUSTRY TRACK NO. 3	
01	ROSS INDUSTRY INC	GRAIN UNLDG
85 98 00	SOUTH MAIN TRACK	
85 99 00	NORTH MAIN TRACK	

PAGE 49



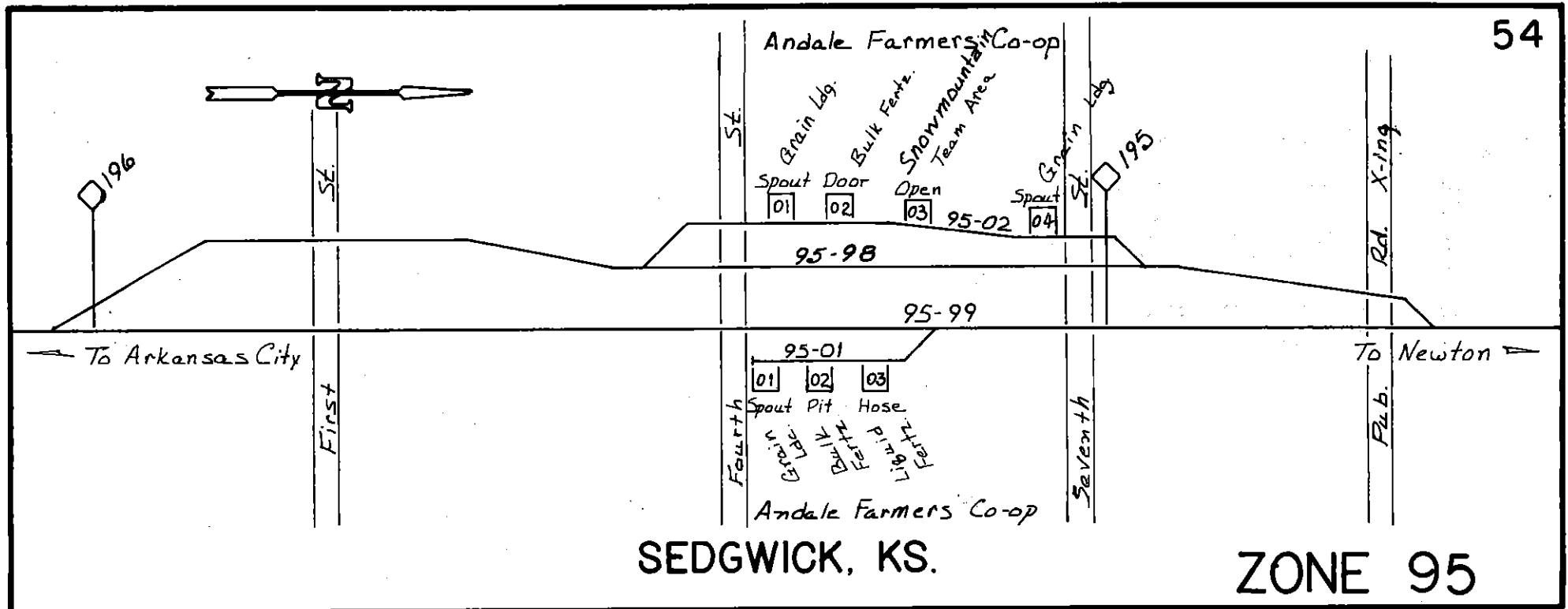
85 16 00	SOUTH STORAGE TRACK
85 17 00	NORTH STORAGE TRACK
85 20 00	ROSS INDUSTRY LEAD TRACK
01	ROSS INDUSTRY INC
THRU (9 CAR SPOT)	
09	ROSS INDUSTRY INC
85 21 00	ROSS INDUSTRY TRACK NO. 1
01	ROSS INDUSTRY INC
THRU (7 CAR SPOT)	
07	ROSS INDUSTRY INC
85 22 00	ROSS INDUSTRY TRACK NO. 2
01	ROSS INDUSTRY INC
02	ROSS INDUSTRY INC
85 23 00	ROSS INDUSTRY TRACK NO. 3
01	ROSS INDUSTRY INC
01	ROSS INDUSTRY INC
85 98 00	SOUTH MAIN TRACK
85 99 00	NORTH MAIN TRACK

ZONE 85 > NEWTON, KS 61100 > FIRST SUBDIVISION



- 95 01 00 ELEVATOR SPUR TRACK
- 01 ANDALE FARMERS CO-OP SPOUT
- 02 ANDALE FARMERS CO-OP PIT
- 03 ANDALE FARMERS CO-OP HOSE
- 95 02 00 ANDALE ELEVATOR TRACK
- 01 ANDALE FARMERS CO-OP SPOUT
- 02 ANDALE FARMERS CO-OP DOOR
- 03 SNOW MOUNTAIN LBR OPEN
- 03 TEAM TRACK PATRONS OPEN
- 04 ANDALE FARMERS CO-OP SPOUT
- 95 98 00 SEDGWICK SIDING
- 95 99 00 SEDGWICK MAIN TRACK

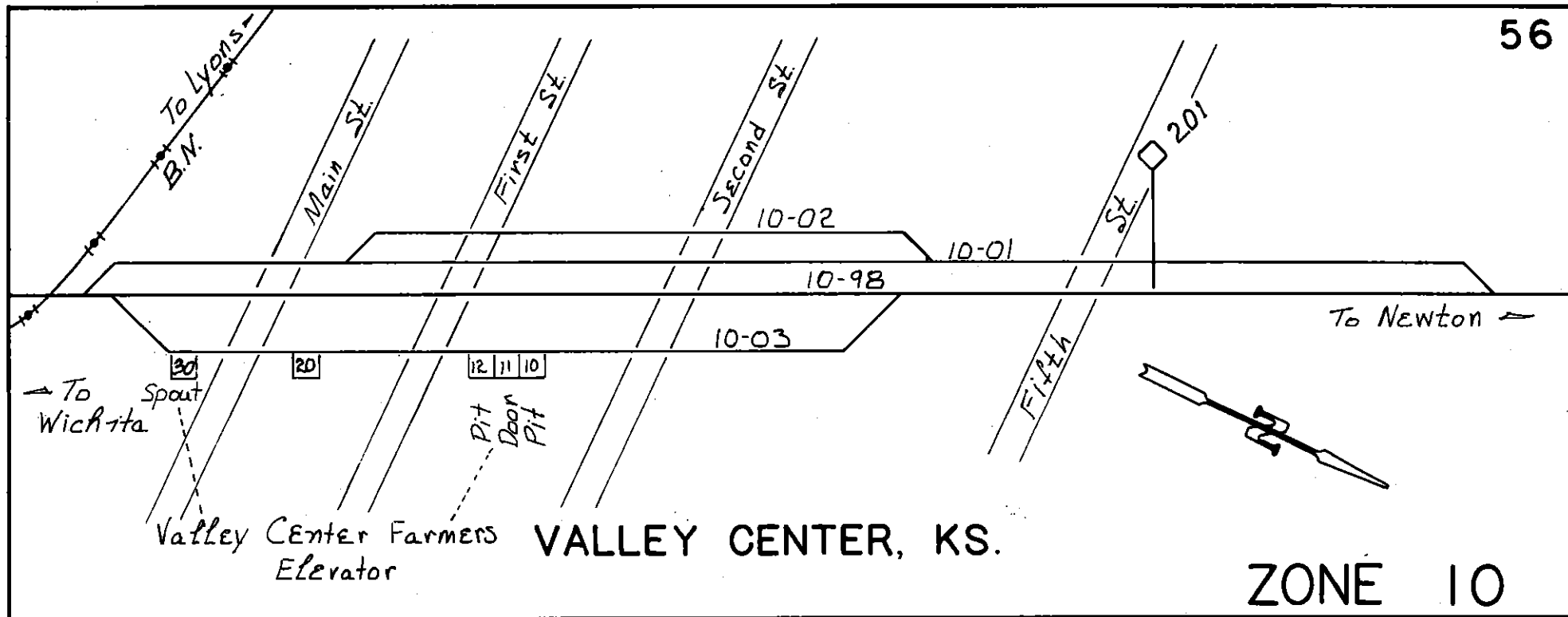
PAGE 53



ZONE 10 <VALLEY CENTER, KS 54725> THIRD SUBDIVISION

- 10 01 00 VALLEY CENTER PASSING TRACK
- 10 02 00 TEAM TRACK
- 10 03 00 VALLEY CENTER ELEVATOR TRACK
- 10 VALLEY CENTER ELEVATOR PIT
- 11 VALLEY CENTER ELEVATOR DOOR
- 12 VALLEY CENTER ELEVATOR PIT
- 20 OPEN
- 30 VALLEY CENTER ELEVATOR SPOUT
- 10 98 00 3RD SUBDIVISION MAIN TRACK

PAGE 55



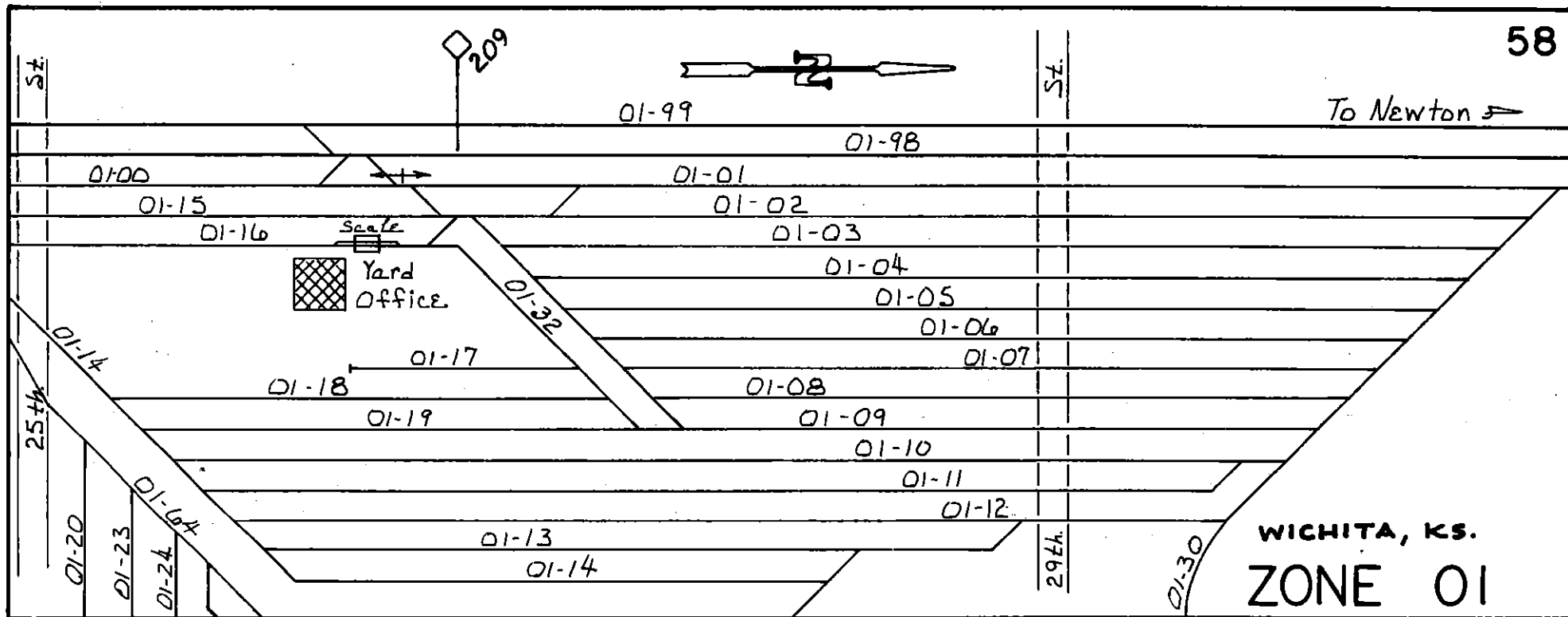
56

ZONE 10

- 01 00 00 YARD TRACK (POCKET)
- 01 01 00 YARD TRACK NO 1
- 01 02 00 YARD TRACK NO 2
- 01 03 00 YARD TRACK NO 3
- 01 04 00 YARD TRACK NO 4
- 01 05 00 YARD TRACK NO 5
- 01 06 00 YARD TRACK NO 6
- 01 07 00 YARD TRACK NO 7
- 01 08 00 YARD TRACK NO 8
- 01 09 00 YARD TRACK NO 9
- 01 10 00 YARD TRACK NO J3 10
- 01 11 00 YARD TRACK NO J4 11
- 01 12 00 YARD TRACK NO J5 12
- 01 13 00 YARD TRACK NO J6 13
- 01 14 00 YARD TRACK NO J7
- 01 15 00 TAIL TRACK

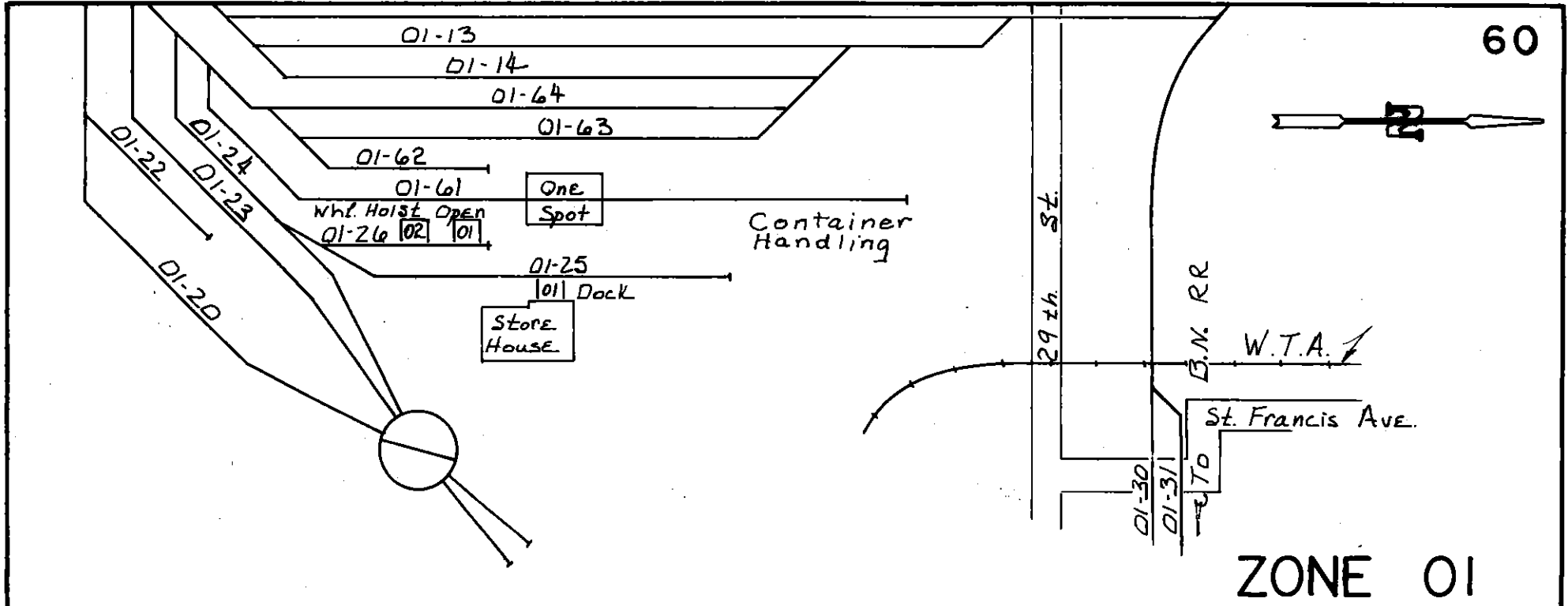
- 01 16 00 SCALE TRACK
- 01 17 00 BUNK CAR SPUR
- 01 18 00 YARD TRACK NO J1
- 01 19 00 YARD TRACK NO J2
- 01 32 00 BELT TRACK
- 01 98 00 WICHITA SOUTH MAIN TRACK
- 01 99 00 WICHITA SOUTH MAIN TRACK

PAGE 57



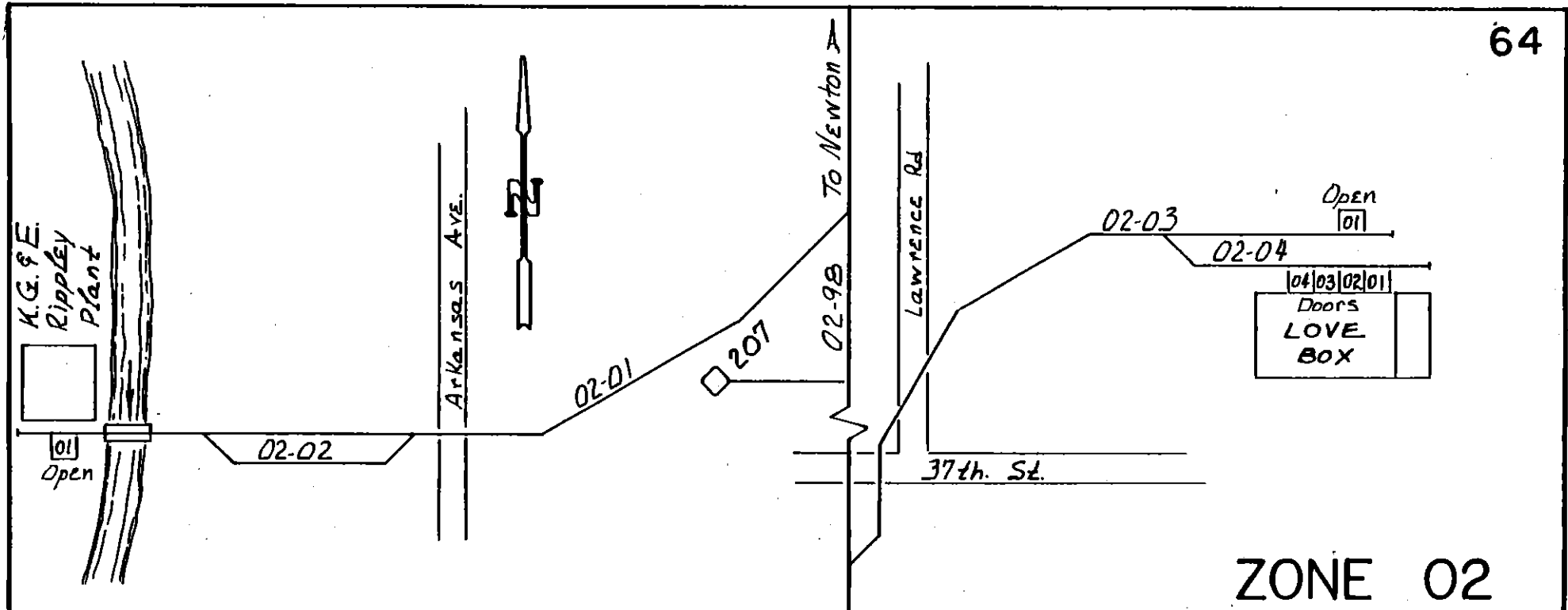
- 01 13 00 YARD TRACK NO J6
- 01 14 00 YARD TRACK NO J7
- 01 20 00 MTC AND DF TRACK
- 01 21 00 SAND SPUR
 - 01 SAND HOUSE SAND
- 01 22 00 COAL DOCK
- 01 23 00 MIDDLE RAIL
- 01 24 00 OUTBOUND TRACK
- 01 25 00 STOREHOUSE TRACK
 - 01 STOREHOUSE DOCK
 - 02 STOREHOUSE FUEL
- 01 26 00 HORN TRACK
 - 01 CO WHEEL HOIST OPEN
- 01 30 00 ATSF TO BN INTERCHANGE TRACK
- 01 31 00 BN TO ATSF INTERCHANGE TRACK
- 01 61 00 ONE SPOT TRACK
 - CONTAINER HANDLING OPEN
- 01 62 00 WAYCAR TRACK
- 01 63 00 RIP NO. 3 WORKING TRACK
- 01 64 00 RIP NO. 4 HOLD TRACK

PAGE 59



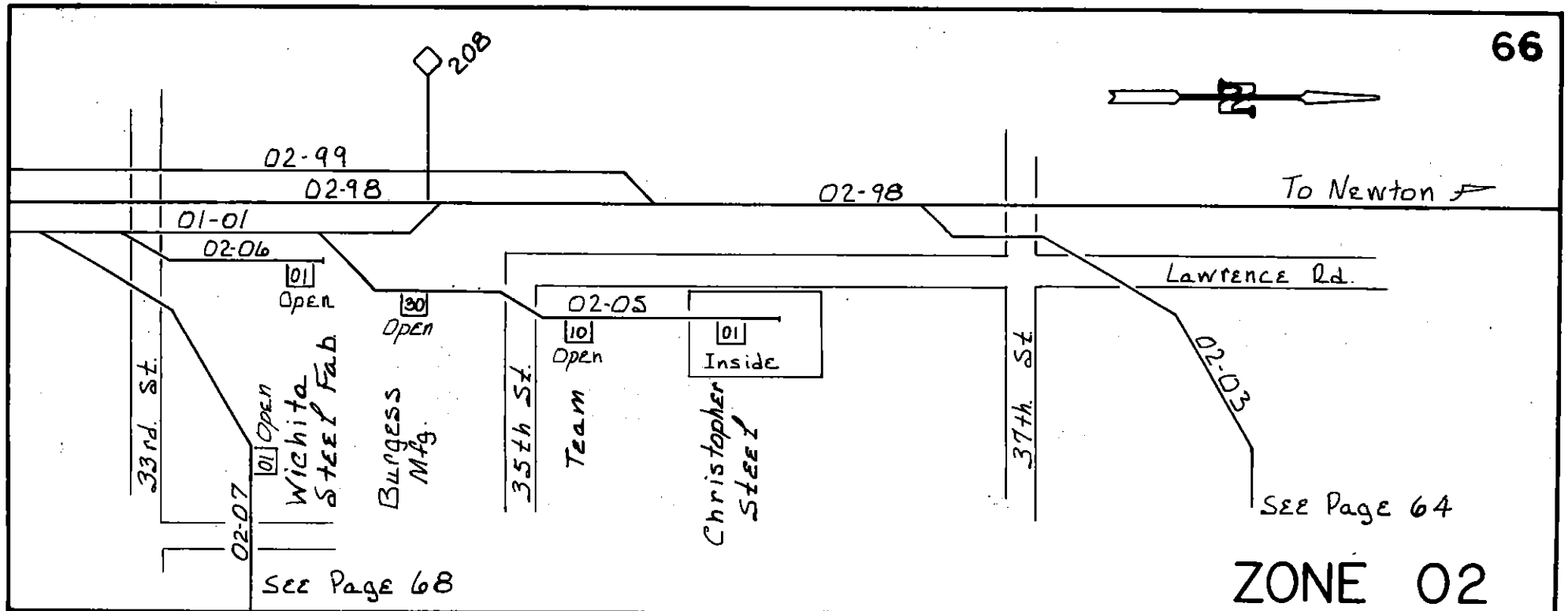
- 02 01 00 K G & E RIPLEY PLANT LEAD
- 01 K G & E RIPLEY PLANT OPEN
- 02 02 00 K G & E TEAM TRACK
- 02 03 00 LOVE BOX TRACK
- 01 LOVE BOX DOOR
- 02 04 00 LOVE BOX TRACK
- 01 LOVE BOX DOOR
- 02 LOVE BOX DOOR
- 03 LOVE BOX DOOR
- 04 LOVE BOX DOOR
- 02 98 00 SOUTH MAIN TRACK

PAGE 63



- 02 05 00 33RD STREET TEAM TRACK
- 01 CHRISTOPHER STEEL INSIDE
- 10 TEAM TRACK PATRONS OPEN
- 30 BURGESS MFG CO OPEN
- 02 06 00 WICHITA STEEL FAB TRACK
- 01 WICHITA STEEL FAB OPEN
- 02 07 00 33RD STREET LEAD TRACK
- 01 WICHITA STEEL FAB OPEN
- 02 98 00 SOUTH MAIN TRACK
- 02 99 00 NORTH MAIN TRACK

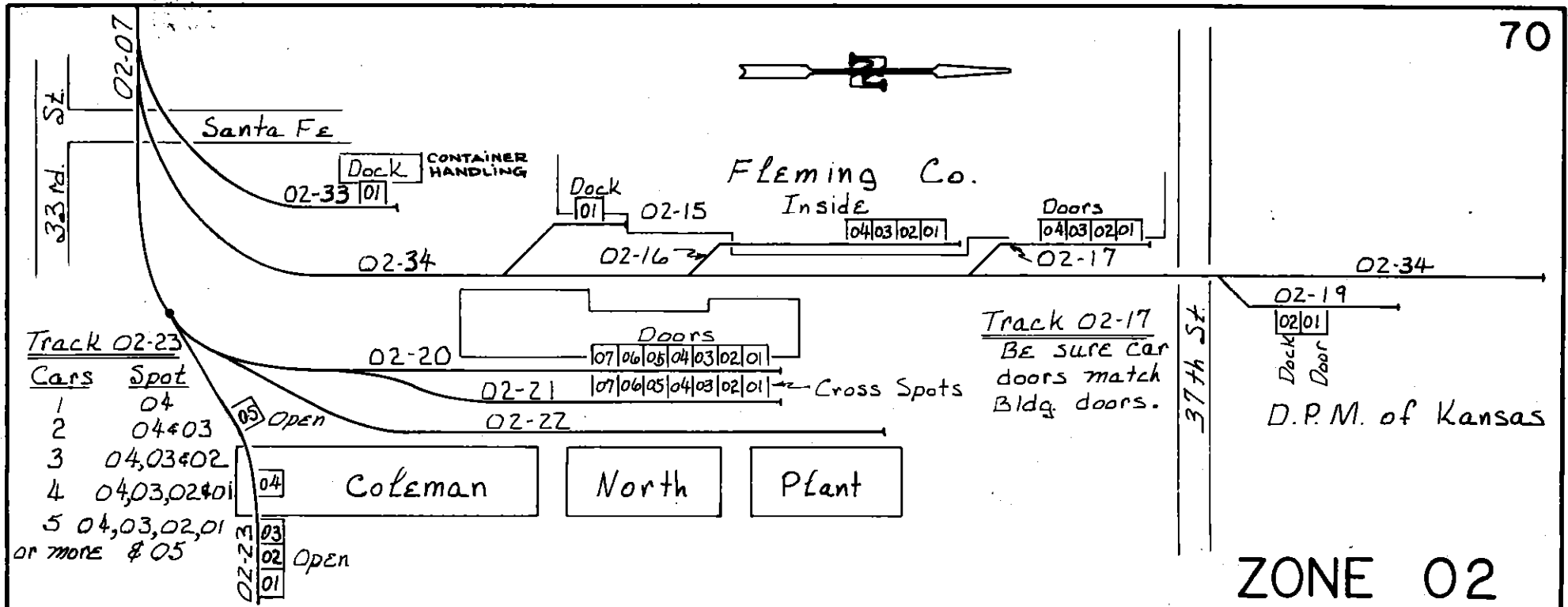
PAGE 65



ZONE 02

02 15 00 FLEMING TRACK		02 20 00 COLEMAN TRACK	
01 FLEMING DOCK		01 COLEMAN (N. PLANT) DOOR	
02 16 00 FLEMING TRACK		THRU (7 CAR SPOT) DOOR	
01 FLEMING (INSIDE) DOCK		07 COLEMAN (N. PLANT) DOOR	
THRU (4 CAR SPOT) (INSIDE) DOCK		02 21 00 COLEMAN TRACK	
04 FLEMING (INSIDE) DOCK		01 COLEMAN (N. PLT)CROSS SPOT-DOOR	
02 17 00 FLEMING TRACK		THRU (7 CAR SPOT) CROSS SPOT-DOOR	
01 FLEMING DOOR		07 COLEMAN (N. PLT)CROSS SPOT-DOOR	
THRU (4 CAR SPOT) DOOR		02 22 00 COLEMAN (N. PLANT)	
04 FLEMING DOOR		02 23 00 COLEMAN TRACK	
(BE SURE CAR DOORS MATCH BLDG DOORS		01 COLEMAN (N. PLANT) OPEN	
		02 COLEMAN (N. PLANT) OPEN	
02 19 00 DPM OF KANSAS TRACK		03 COLEMAN (N. PLANT) OPEN	
01 DPM OF KANSAS DOOR		02 33 00 CONTAINER HANDLING TRACK	
02 DPM OF KANSAS DOOR		01 CONTAINER HANDLING DOCK	
		02 34 00 FLEMING LEAD TRACK	

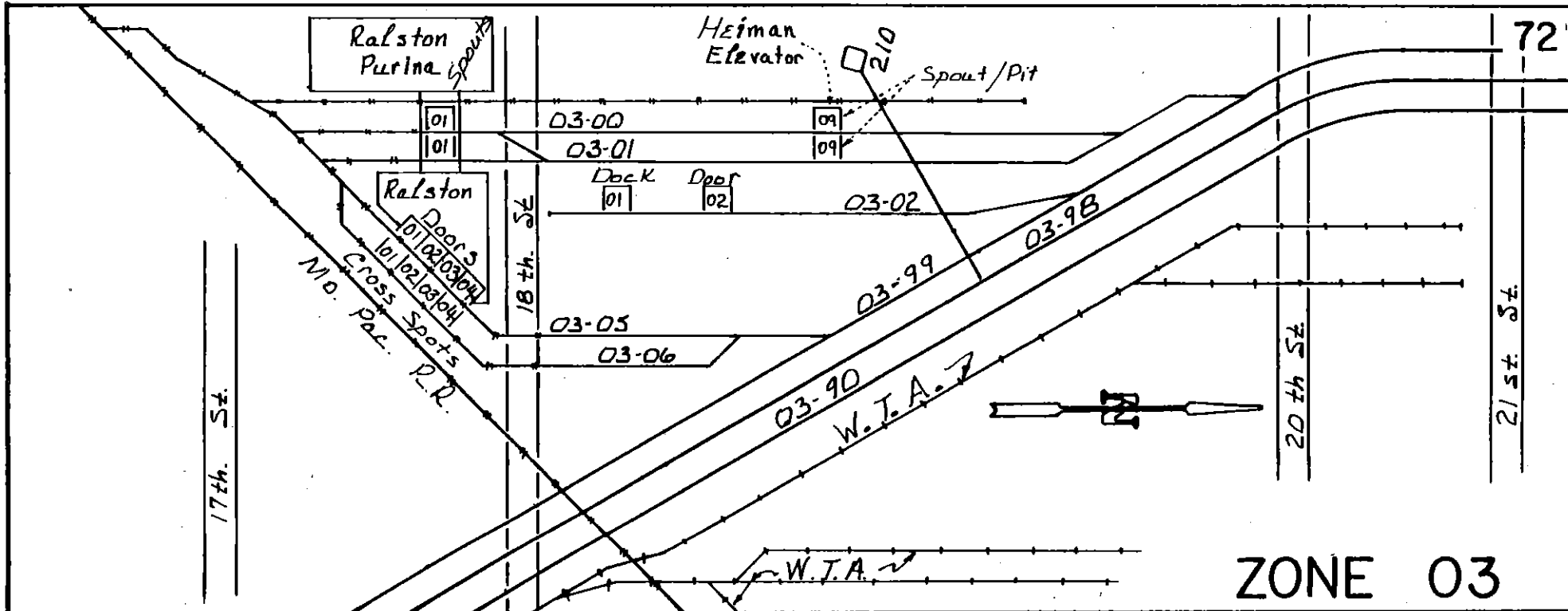
PAGE 69



ZONE 02

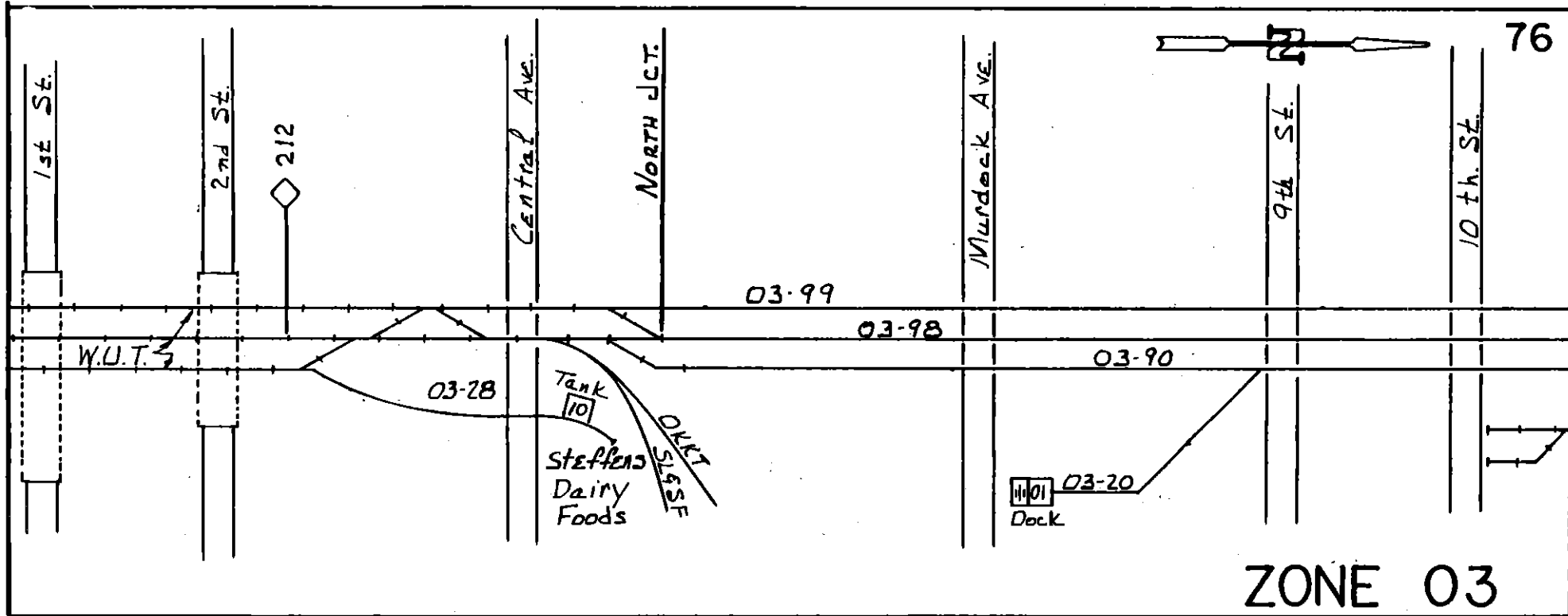
- 03 00 00 RALSTON TRACK
- 01 RALSTON PURINA SPOUT
- 09 HEIMAN SPOUT-PIT
- 03 01 00 RALSTON TRACK
- 01 RALSTON PURINA SPOUT
- 09 HEIMAN SPOUT-PIT
- 03 02 00 RALSTON TRACK
- 01 RALSTON PURINA DOCK
- 02 RALSTON PURINA DOCK
- 03 05 00 RALSTON TRACK
- 01 RALSTON PURINA DOOR
- THRU (4 CAR SPOT) DOOR
- 04 RALSTON PURINA DOOR
- 03 06 00 RALSTON TRACK
- 01 RALSTON PURINA CROSS SPOTS-DOOR
- THRU (4 CAR SPOT) CROSS SPOTS-DOOR
- 04 RALSTON PURINA CROSS SPOTS-DOOR
- 03 90 00 INDEPENDENT TRACK
- 03 98 00 SOUTH MAIN TRACK
- 03 99 00 NORTH MAIN TRACK

PAGE 71



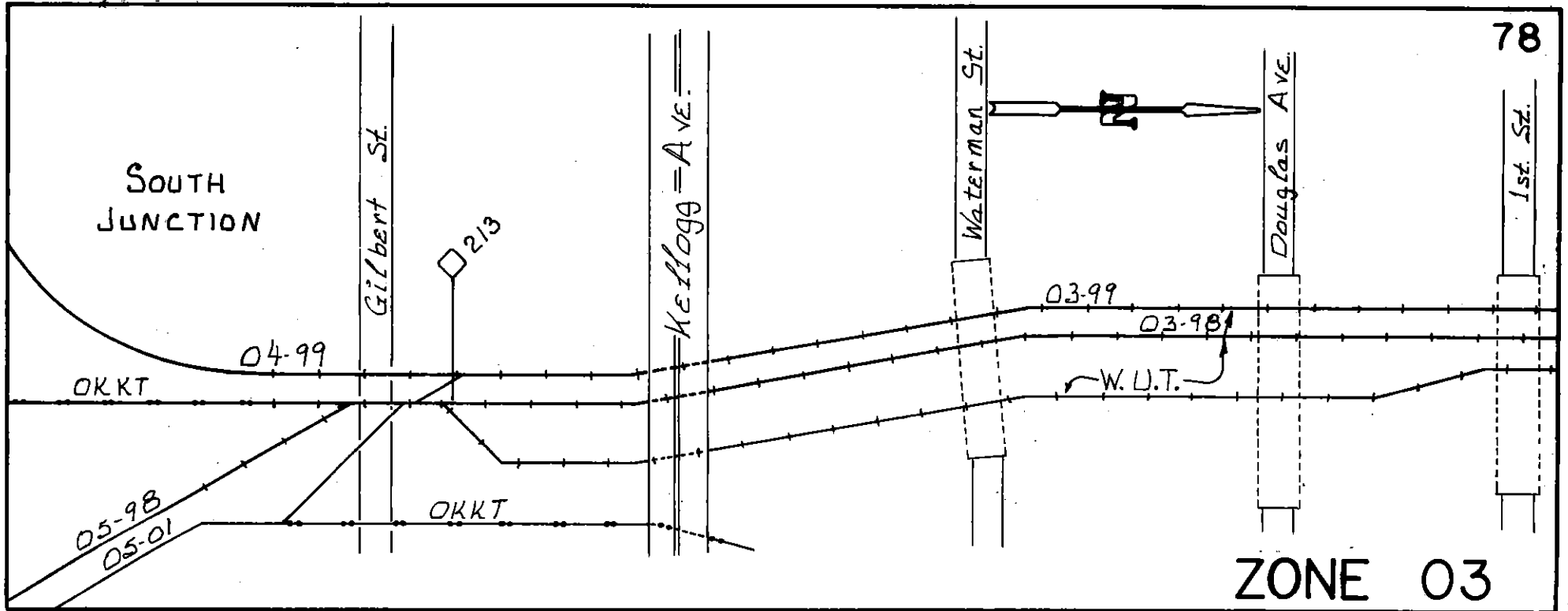
- 03 20 00 TEAM TRACK
- 01 MURDOCK DOCK
- 02 TEAM TRACK PATRON END DOCK
- 03 28 00 STEFFENS TRACK
- 10 STEFFENS TANK
- 03 90 00 INDEPENDENT TRACK
- 03 98 00 SOUTH MAIN TRACK
- 03 99 00 NORTH MAIN TRACK

PAGE 75



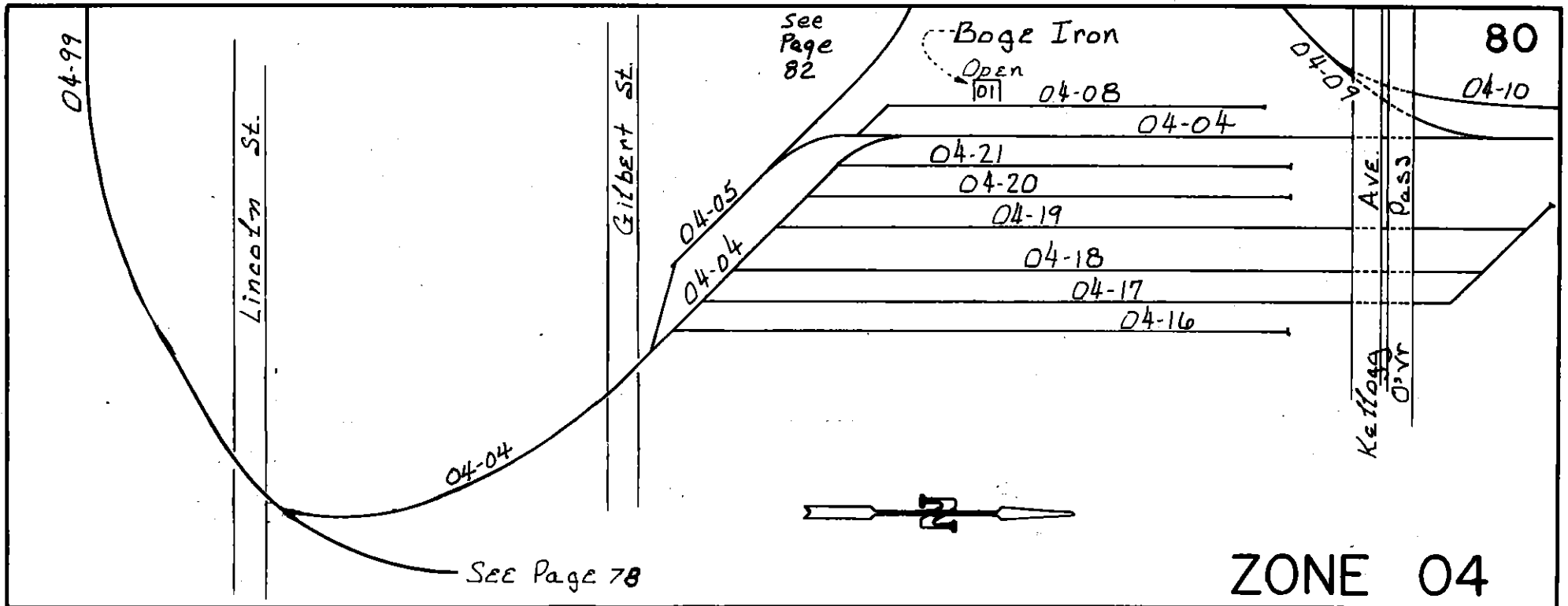
- 03 90 00 INDEPENDENT TRACK
- 03 98 00 SOUTH MAIN TRACK
- 03 99 00 NORTH MAIN TRACK

PAGE 77



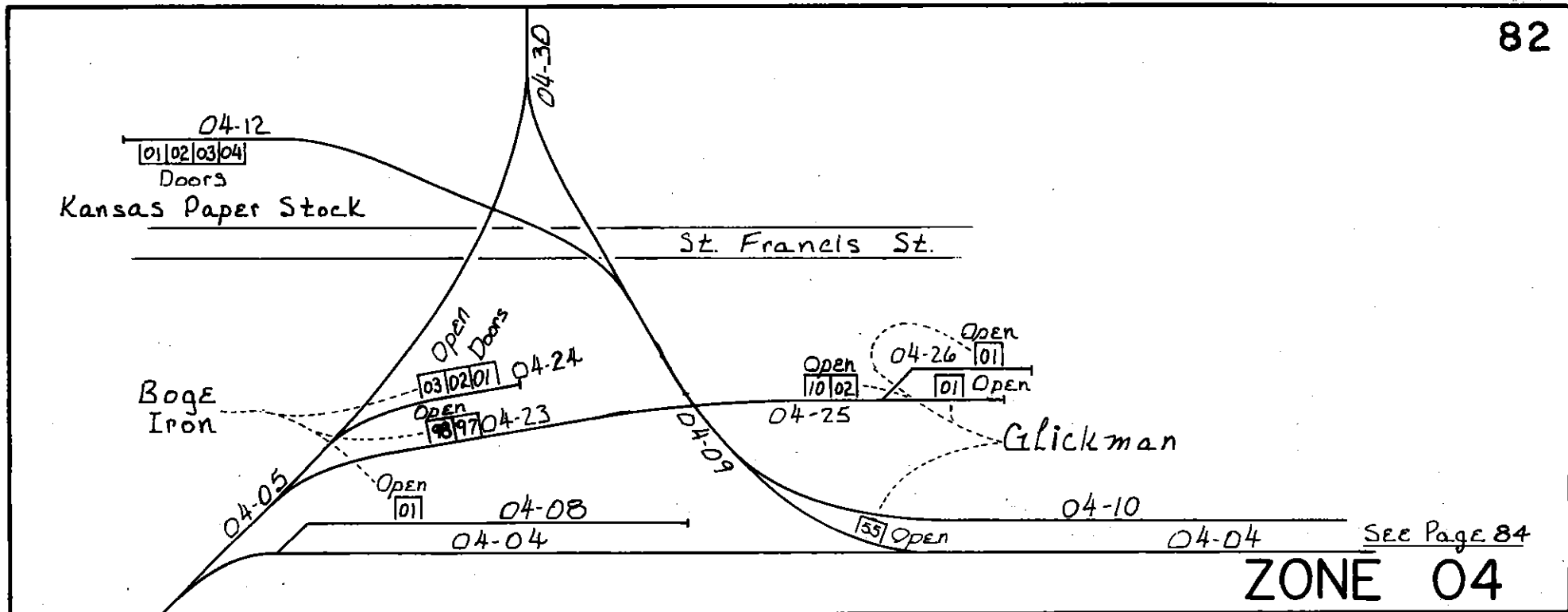
- 04 04 00 LEAD TRACK
- 04 05 00 SOUTH LEG OF WYE
- 04 08 00 BOGE IRON TRACK
- 01 BOGE IRON
- OPEN
- 04 16 00 SOUTH YARD TRACK 4
- 04 17 00 SOUTH YARD TRACK 3
- 04 18 00 SOUTH YARD TRACK 2
- 04 19 00 SOUTH YARD TRACK 1
- 04 20 00 SOUTH YARD TRACK OLD MAIN
- 04 21 00 SOUTH YARD TRACK OLD RIP

PAGE 79



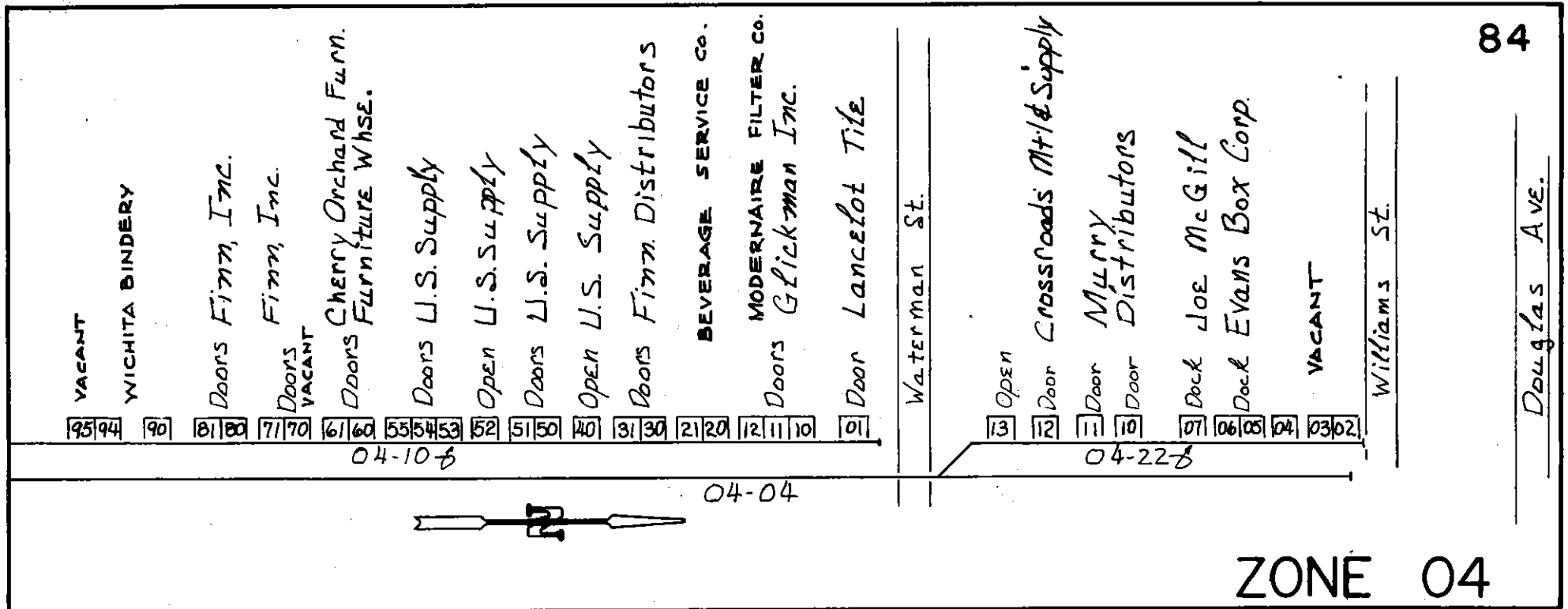
04 04 00	LEAD TRACK		04 25 00	GLICKMAN TRACK	
04 05 00	SOUTH LEG OF WYE		01	GLICKMAN	OPEN
04 09 00	NORTH LEG OF WYE		02	GLICKMAN	OPEN
04 10 00	INDUSTRY TRACK		10	GLICKMAN	OPEN
55	GLICKMAN	OPEN	04 26 00	GLICKMAN TRACK	
	(SEE PAGE 83 FOR OTHER SPOTS)		02	GLICKMAN	OPEN
04 12 00	KANSAS PAPER STOCK TRACK				
01	KANSAS PAPER STOCK	DOOR			
THRU	(4 CAR SPOT)	DOOR			
04	KANSAS PAPER STOCK	DOOR			
04 23 00	GLICKMAN TRACK				
90	GLICKMAN	OPEN			
97	BOGE IRON	OPEN			
98	BOGE IRON	OPEN			
04 24 00	BOGE IRON TRACK				
01	BOGE IRON	DOOR			
02	BOGE IRON	DOOR			
03	BOGE IRON	OPEN			

PAGE 81



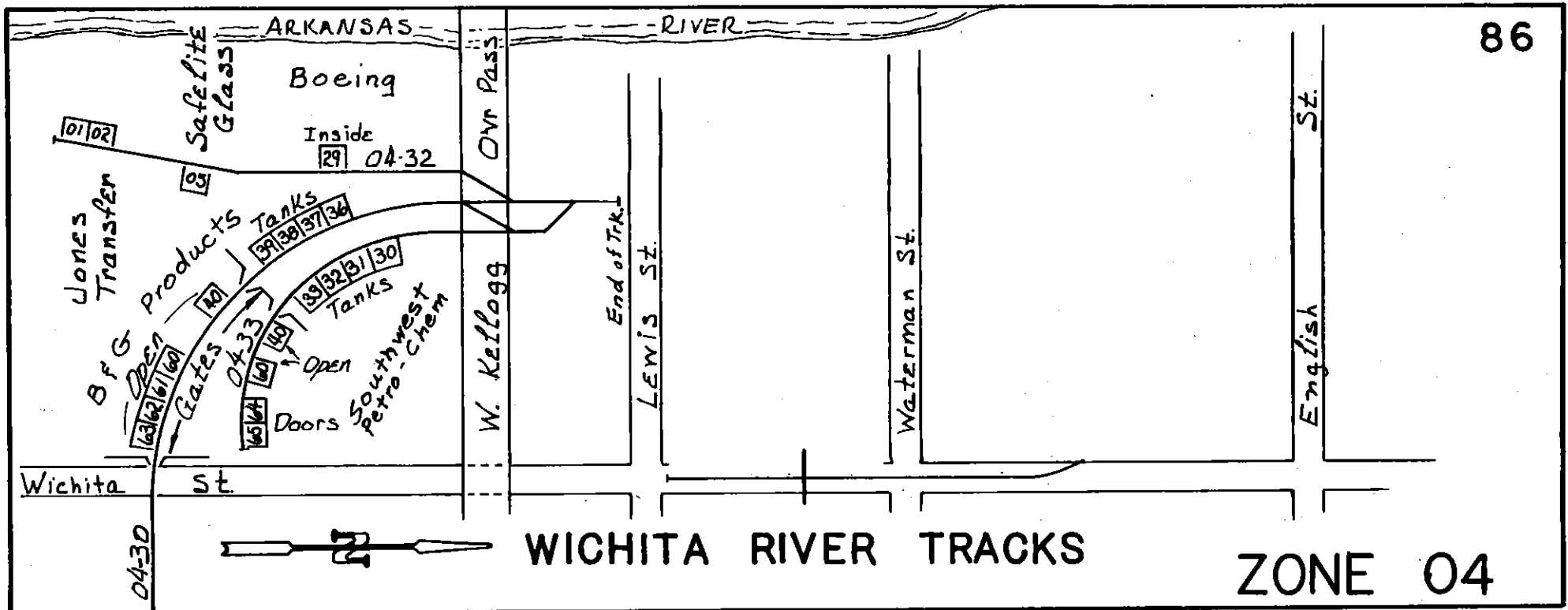
04 04 00 INDUSTRY LEAD TRACK
 04 10 00 INDUSTRY TRACK
 01 LANCELOT TILE CO DOOR
 10 GLICKMAN DOOR
 11 GLICKMAN DOOR
 12 MODERNAIRE FILTER DOOR
 20 BEVERAGE SERVICE CO DOOR
 21 BEVERAGE SERVICE CO DOOR
 30 FINN DISTR. AMANA DOOR
 31 FINN DISTR. AMANA DOOR
 40 U. S. SUPPLY OPEN
 50 U. S. SUPPLY DOOR
 51 U. S. SUPPLY DOOR
 52 U. S. SUPPLY DOOR
 53 U. S. SUPPLY DOOR
 54 U. S. SUPPLY DOOR
 55 U. S. SUPPLY DOOR

04 10 00 INDUSTRY TRACK (CONT'D)
 60 FURNITURE WAREHOUSE DOOR
 61 CHERRY ORCHARD FURNITURE DOOR
 70 WICHITA BINDERY DOOR
 71 FINN, INC. DOOR
 80 FINN, INC. DOOR
 81 FINN, INC. DOOR
 90 WICHITA BINDERY DOCK
 94 WICHITA BINDERY OPEN
 95 GLICKMAN CO OPEN
 04 22 00 EVANS BOX TRACK
 01 EVANS BOX CO DOCK
 THRU (6 CAR SPOT) DOCK
 06 EVANS BOX CO DOCK
 07 MCGILL, JOE DOCK
 10 MURRAY DISTRIBUTING DOOR
 11 MURRAY DISTRIBUTING DOOR
 12 CROSSROADS MTL. SUPPLY DOOR



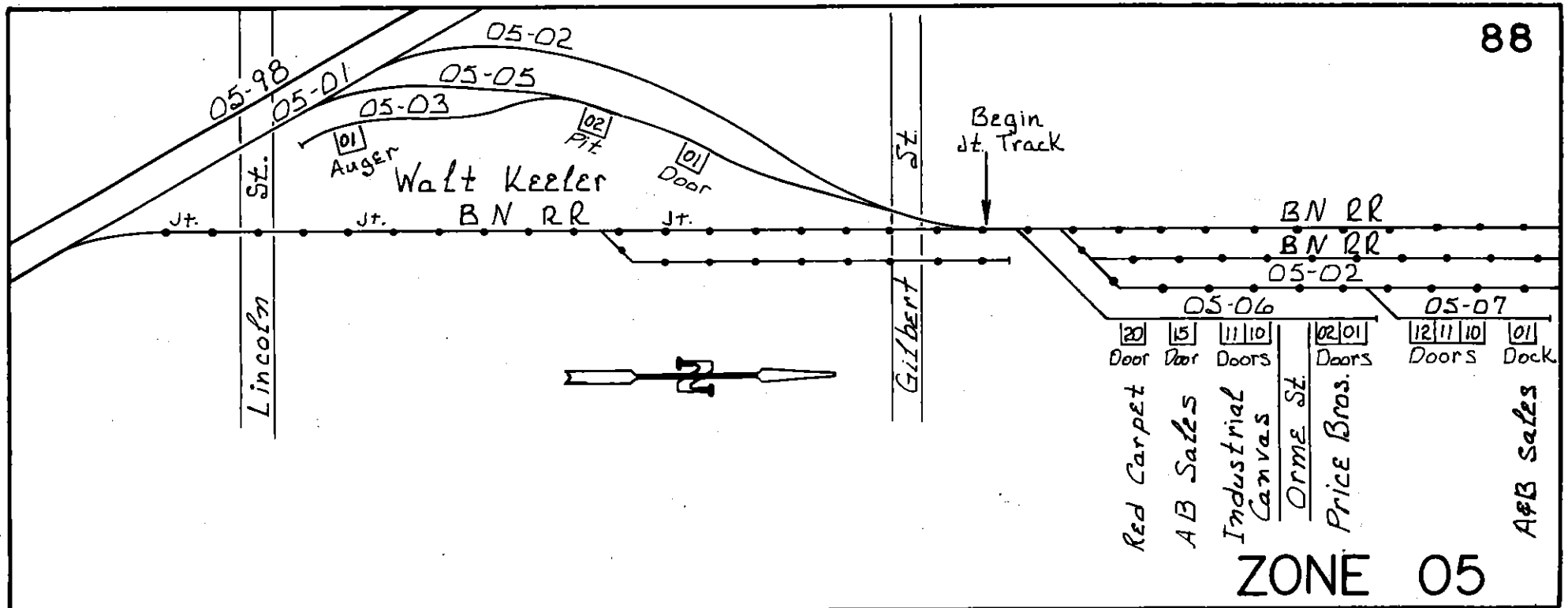
04 30 00	B & G PRODUCTS TRACK		04 33 00	SOUTHWEST PETRO CHEM TRACK	
36	B & G PRODUCTS	TANK	30	SOUTHWEST PETRO CHEM	TANK
37	B & G PRODUCTS	TANK	31	SOUTHWEST PETRO CHEM	TANK
38	B & G PRODUCTS	TANK	32	SOUTHWEST PETRO CHEM	TANK
39	B & G PRODUCTS	TANK	33	SOUTHWEST PETRO CHEM	TANK
40	B & G PRODUCTS	OPEN	40	SOUTHWEST PETRO CHEM	OPEN
60	B & G PRODUCTS	OPEN	60	SOUTHWEST PETRO CHEM	OPEN
61	B & G PRODUCTS	OPEN	64	SOUTHWEST PETRO CHEM	DOOR
62	B & G PRODUCTS	OPEN	65	SOUTHWEST PETRO CHEM	DOOR
63	B & G PRODUCTS	OPEN			
04 32 00	BOEING CO SPUR				
01	JONES TRANSFER & STORAGE	DOOR			
02	JONES TRANSFER & STORAGE	DOOR			
05	SAFELITE GLASS CO	OPEN			
29	BOEING CO	INSIDE			

PAGE 85



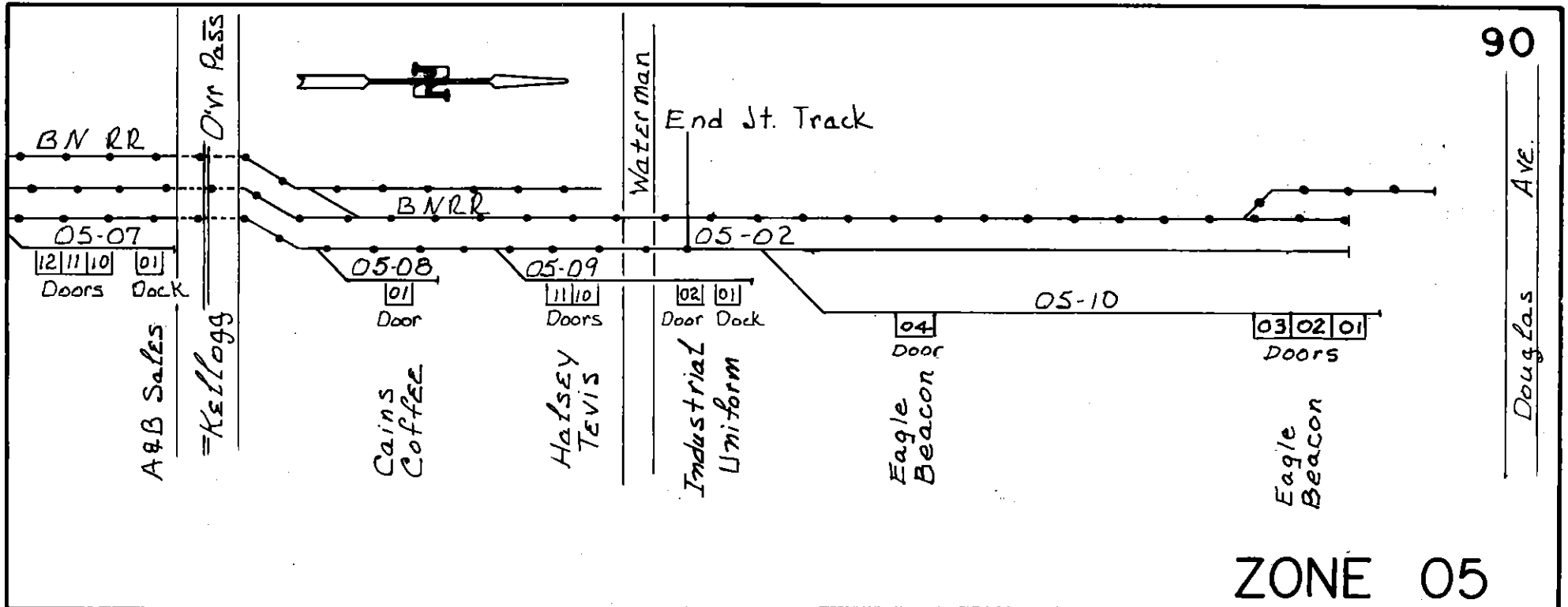
- 05 01 00 TAIL TRACK
- 05 02 00 LEAD TRACK
- 05 03 00 WALT KEELER CO TRACK
- 01 WALT KEELER CO AUGER
- 05 05 00 WALT KEEPER CO TRACK
- 01 WALT KEELER CO DOOR
- 02 WALT KEELER CO PIT
- 05 06 00 PRICE BROTHERS TRACK
- 01 PRICE BROTHERS DOOR
- 02 PRICE BROTHERS DOOR
- 10 INDUSTRIAL CANVAS DOOR
- 11 INDUSTRIAL CANVAS DOOR
- 15 A & B SALES DOOR
- 20 RED CARPET DOOR
- 05 07 00 INDUSTRY TRACK
- 01 A & B SALES DOCK
- 10 VACANT WHSE DOOR
- 11 VACANT WHSE DOOR
- 12 VACANT WHSE DOOR

PAGE 87



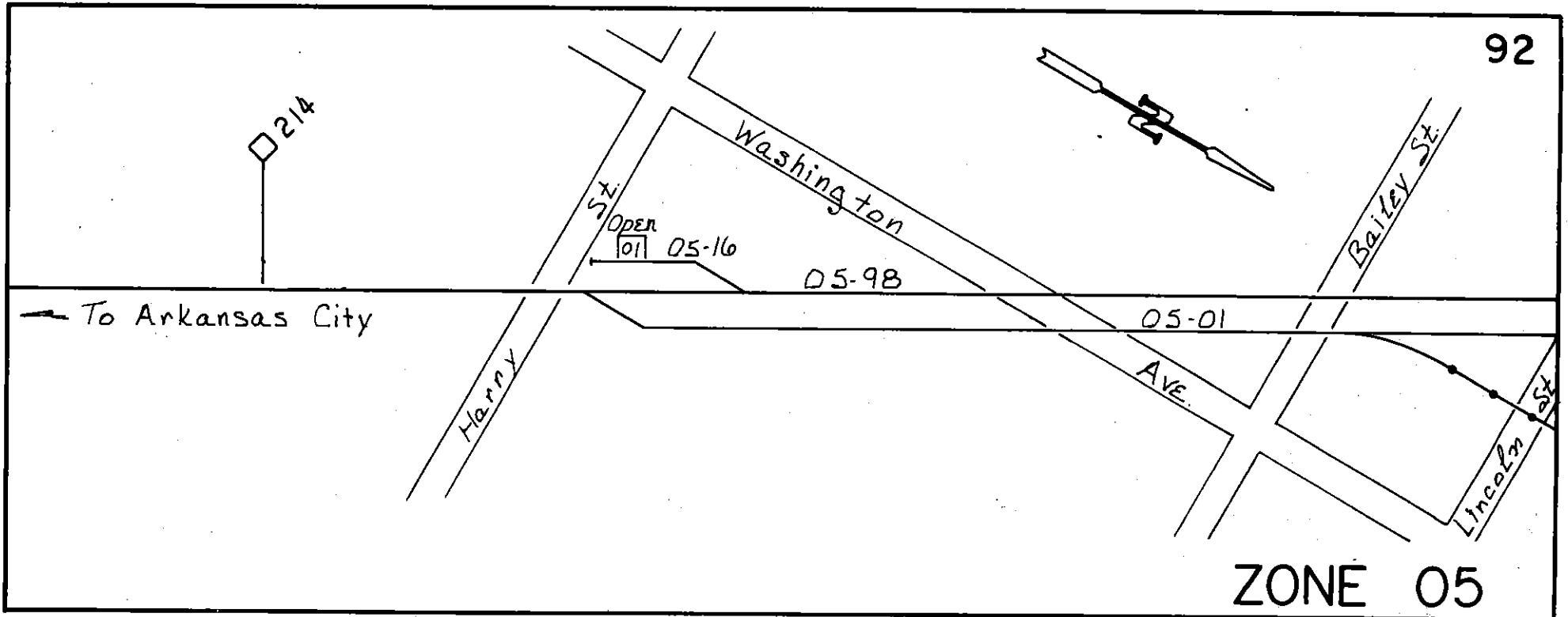
- 05 07 00 INDUSTRY TRACK
 - 01 A & B SALES DOCK
 - 10 VACANT WHSE DOOR
 - 11 VACANT WHSE DOOR
 - 12 VACANT WHSE DOOR
- 05 08 00 CAINS COFFEE TRACK
 - 01 CAINS COFFEE DOOR
- 05 09 00 INDUSTRIAL UNIFORM TRACK
 - 01 INDUSTRIAL UNIFORM DOCK
 - 02 INDUSTRIAL UNIFORM DOOR
 - 10 HALSEY TEVIS DOOR
 - 11 HALSEY TEVIS DOOR
- 05 10 00 WICHITA EAGLE/BEACON TRACK
 - 01 WICHITA EAGLE/BEACON DOOR
 - 02 WICHITA EAGLE/BEACON DOOR
 - 03 WICHITA EAGLE/BEACON DOOR
 - 04 WICHITA EAGLE/BEACON DOOR

PAGE 89



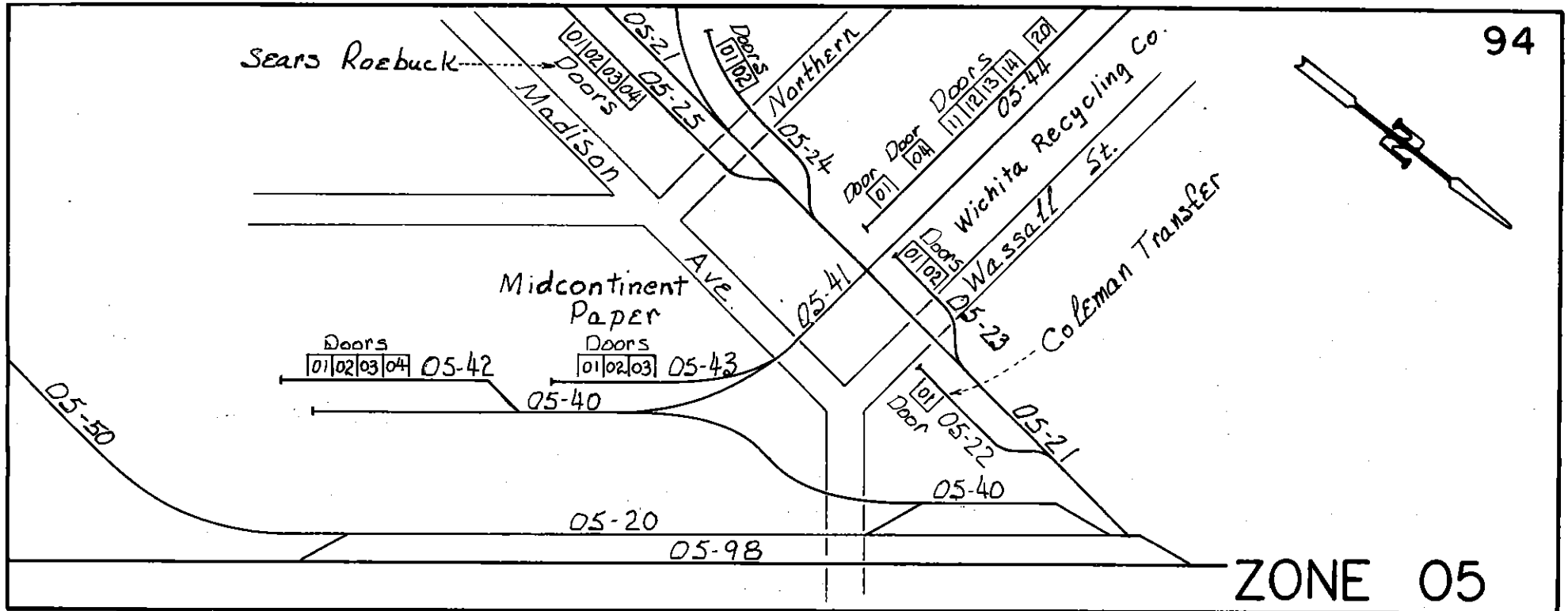
- 05 01 00 TAIL TRACK
- 05 16 00 HARRY STREET TEAM TRACK
- 01 TEAM TRACK PATRONS OPEN
- 05 98 00 3RD SUBDIVISION MAIN TRACK

PAGE 91



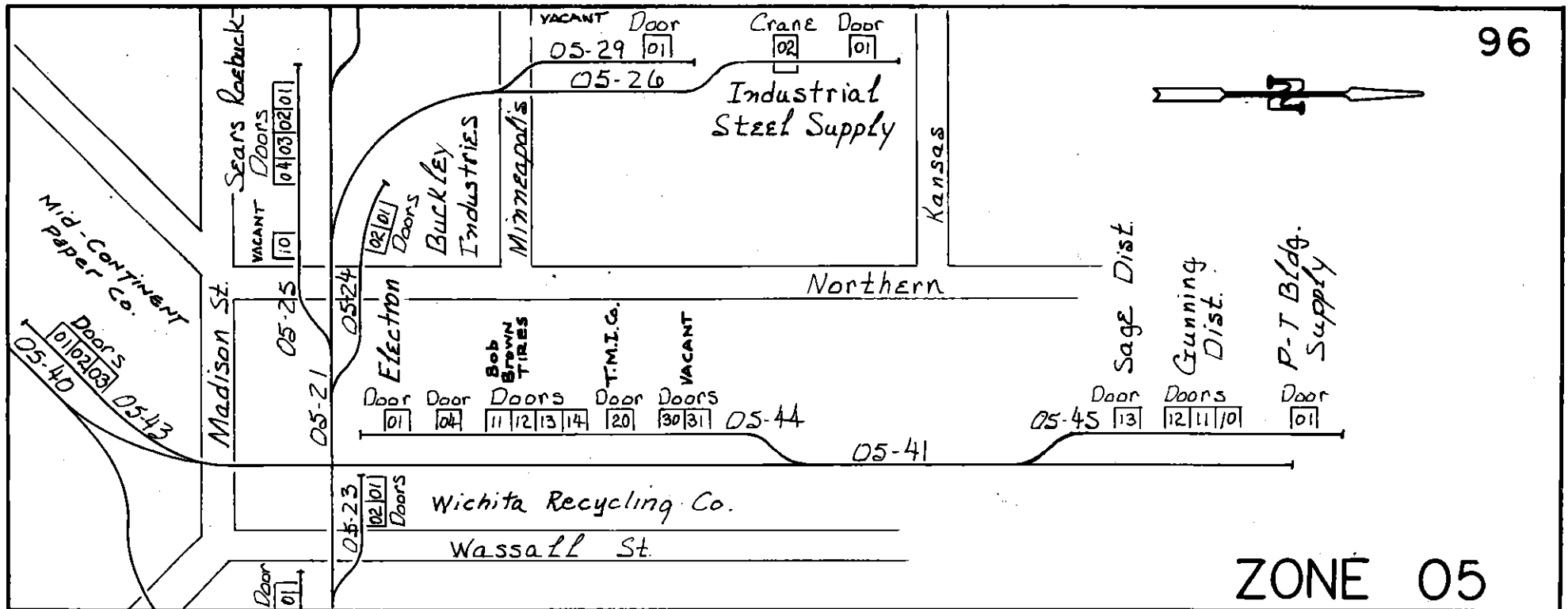
05 20 00	LONG RUN-A-ROUND TRACK		05 42 00	FAMOUS COMPANIES TRACK	
05 21 00	TEAM TRACK		01	FAMOUS COMPANIES, INC	DOOR
05 22 00	COLEMAN TRANSFER TRACK		THRU	(4 CAR SPOT)	DOOR
01	COLEMAN TRANSFER	DOOR	04	FAMOUS COMPANIES, INC	DOOR
05 23 00	INDUSTRY TRACK		05 43 00	MID CONTINENT PAPER TRACK	
01	WICHITA RECYCLING CO	DOOR	01	MID CONTINENT PAPER CO	DOOR
02	WICHITA RECYCLING CO	DOOR	02	MID CONTINENT PAPER CO	DOOR
05 24 00	BUCKLEY INDUSTRY TRACK		03	MID CONTINENT PAPER CO	DOOR
01	BUCKLEY INDUSTRIES	DOOR	05 98 00	3RD SUBDIVISION MAIN TRACK	
02	BUCKLEY INDUSTRIES	DOOR			
05 25 00	SEARS ROEBUCK & CO TRACK				
01	SEARS ROEBUCK & CO	DOOR			
THRU	(4 CAR SPOT)	DOOR			
04	SEARS ROEBUCK & CO	DOOR			
05 40 00	RUN-A-ROUND TRACK				
05 41 00	LEAD TRACK				

PAGE 93



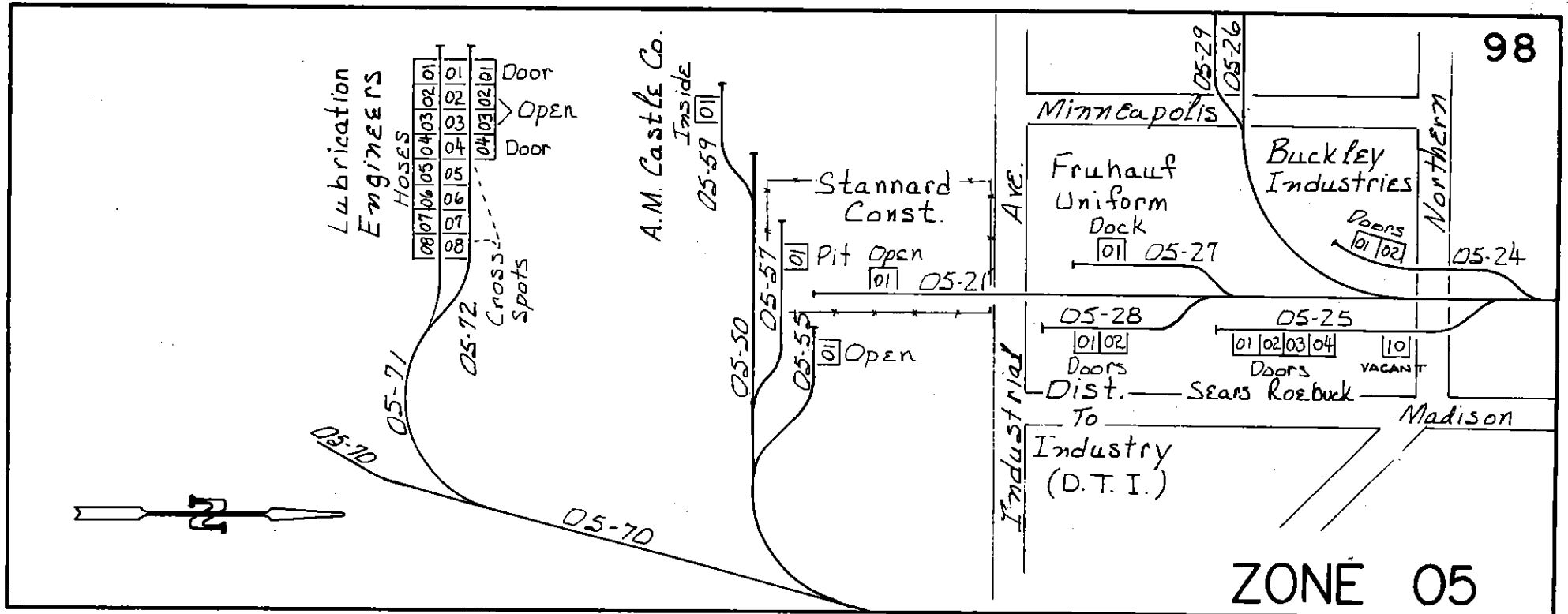
05 21 00	TEAM TRACK		05 43 00	MID CONTINENT PAPER TRACK	
05 23 00	MID CONTINENT PAPER SPUR		01	MID CONTINENT PAPER CO	DOOR
01	MID CONTINENT PAPER	DOOR	02	MID CONTINENT PAPER CO	DOOR
02	MID CONTINENT PAPER	DOOR	03	MID CONTINENT PAPER CO	DOOR
05 24 00	BUCKLEY INDUSTRY TRACK		05 44 00	ELECTRON TRACK	
01	BUCKLEY INDUSTRIES	DOOR	01	ELECTRON	DOOR
02	BUCKLEY INDUSTRIES	DOOR	04	VACANT WHSE	DOOR
05 25 00	SEARS ROEBUCK & CO TRACK		11	BOB BROWN TIRES	DOOR
01	SEARS ROEBUCK & CO	DOOR	THRU	(4 CAR SPOT)	DOOR
THRU	(4 CAR SPOT)	DOOR	14	BOB BROWN TIRES	DOOR
04	SEARS ROEBUCK & CO	DOOR	20	T.M.I. CO	DOOR
05 26 00	INDUSTRIAL STEEL SUPPLY TRACK		30	MIDWEST DISTRIBUTORS	DOOR
01	INDUSTRIAL STEEL SUPPLY	DOOR	31	MIDWEST DISTRIBUTORS	DOOR
02	INDUSTRIAL STEEL SUPPLY	CRANE	05 45 00	PT BUILDING SUPPLY TRACK	
05 29 00	INDUSTRY TRACK (VACANT)		01	PT BUILDING SUPPLY	DOOR
05 40 00	RUN-A-ROUND TRACK		10	GUNNING DIST.	DOOR
05 41 00	LEAD TRACK		11	GUNNING DIST.	DOOR
			12	GUNNING DIST.	DOOR
			13	SAGE DISTRIBUTING	DOOR

PAGE 95



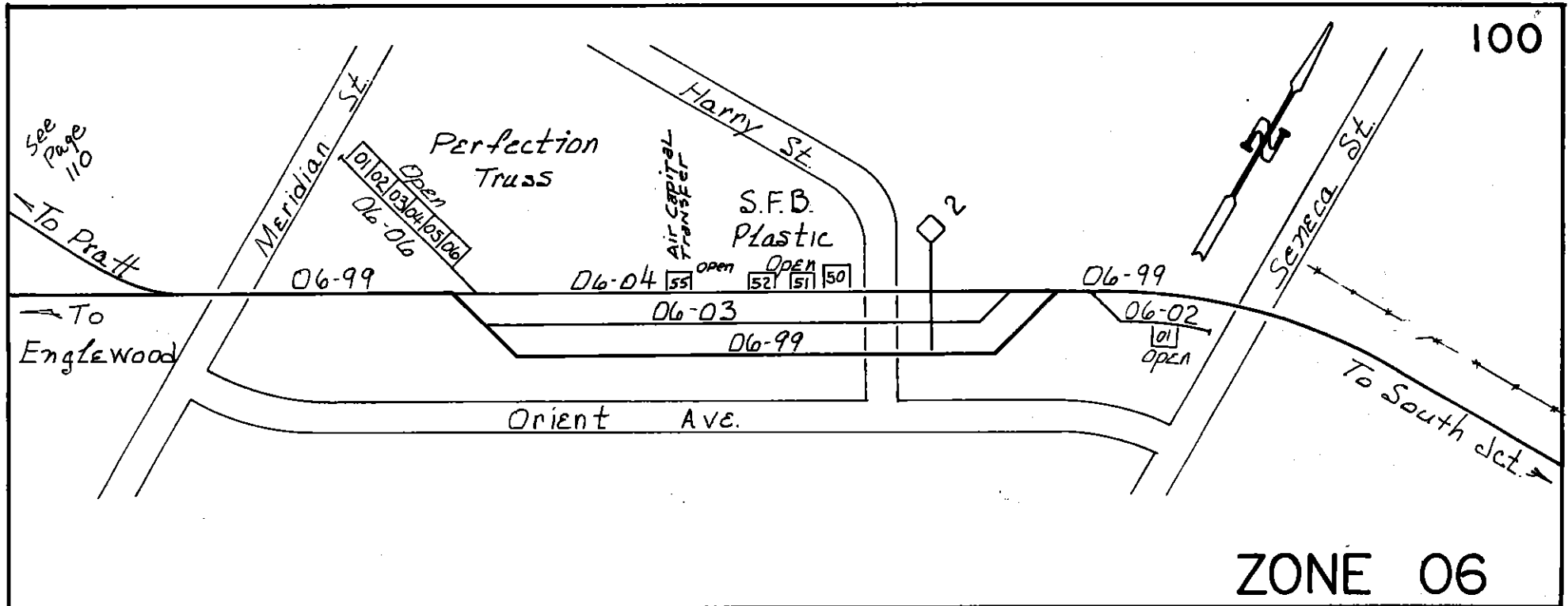
05 21 00	TEAM TRACK		
01	AT END OF TEAM TRACK	05 21	
01	STANNARD CONSTR. CO	OPEN	
05 24 00	BUCKLEY INDUSTRY TRACK		
01	BUCKLEY INDUSTRIES	DOOR	
02	BUCKLEY INDUSTRIES	DOOR	
05 25 00	SEARS ROEBUCK & CO TRACK		
01	SEARS ROEBUCK & CO	DOOR	
THRU	(4 CAR SPOT)	DOOR	
04	SEARS ROEBUCK & CO	DOOR	
05 27 00	FRUHAUF UNIFORM TRACK		
01	FRUHAUF UNIFORM	DOCK	
05 28 00	DIST. TO INDUSTRY TRACK		
01	DIST. TO INDUSTRY	DOOR	
02	DIST. TO INDUSTRY	DOOR	
05 50 00	LEAD TRACK		
05 55 00	INDUSTRY STREET TEAM TRACK		
01	TEAM TRACK PATRONS	OPEN	
05 57 00	STANNARD CONST. CO TRACK		
01	STANNARD CONST. CO.	PIT	
05 59 00	A.M. CASTLE SPUR		
01	CASTLE, (A.M.) CO	INSIDE	
05 70 00	LEAD TRACK & SPUR		
05 71 00	LUBRICATION ENGINEERS TRACK		
01	LUBRICATION ENGINEERS	HOSE	
THRU	(8 CAR SPOT) HOSES-CROSS SPOTS		
08	LUBRICATION ENGINEERS	HOSE	
NOTE	CAN SPOT 8 CARS ON TRACK 72 & CROSS OVER TO TRACK 71.		
05 72 00	LUBRICATION ENGINEERS TRACK		
01	LUBRICATION ENGINEERS	DOOR	
02	LUBRICATION ENGINEERS	OPEN	
04	LUBRICATION ENGINEERS	DOOR	

PAGE 97



- 06 02 00 SENECA STREET TEAM TRACK
- 01 TEAM TRACK PATRONS OPEN
- 06 03 00 YARD TRACK
- 06 04 00 SFB PLASTIC TRACK
- 50 SFB PLASTIC OPEN
- 51 SFB PLASTIC OPEN
- 52 SFB PLASTIC OPEN
- 55 AIR CAPITOL TRANSFER OPEN
- 06 06 00 PERFECTION TRUSS TRACK
- 01 PERFECTION TRUSS OPEN
- 02 PERFECTION TRUSS OPEN
- 03 PERFECTION TRUSS OPEN
- 04 PERFECTION TRUSS OPEN
- 05 PERFECTION TRUSS OPEN
- 06 PERFECTION TRUSS OPEN
- 06 99 00 ENGLEWOOD SUBDIV. MAIN TRACK
- 06 99 00 ENGLEWOOD SUBDIV. MAIN TRACK

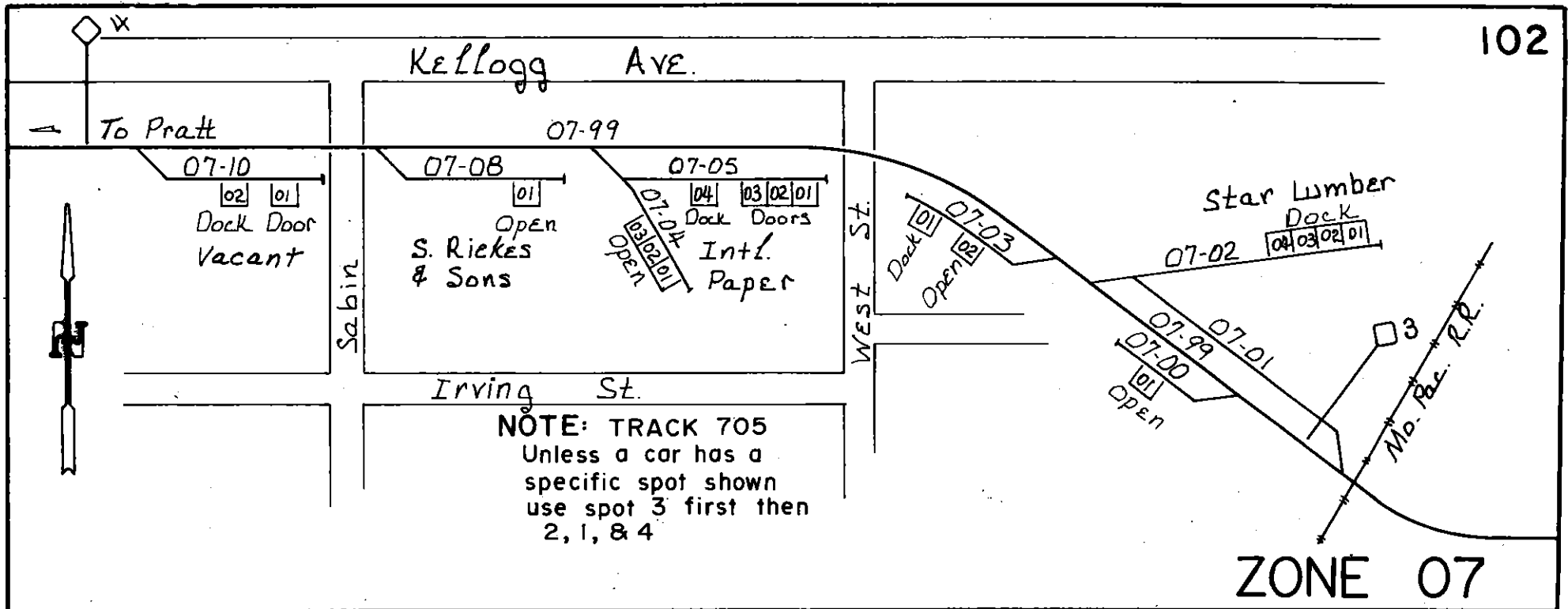
PAGE 99



ZONE 06

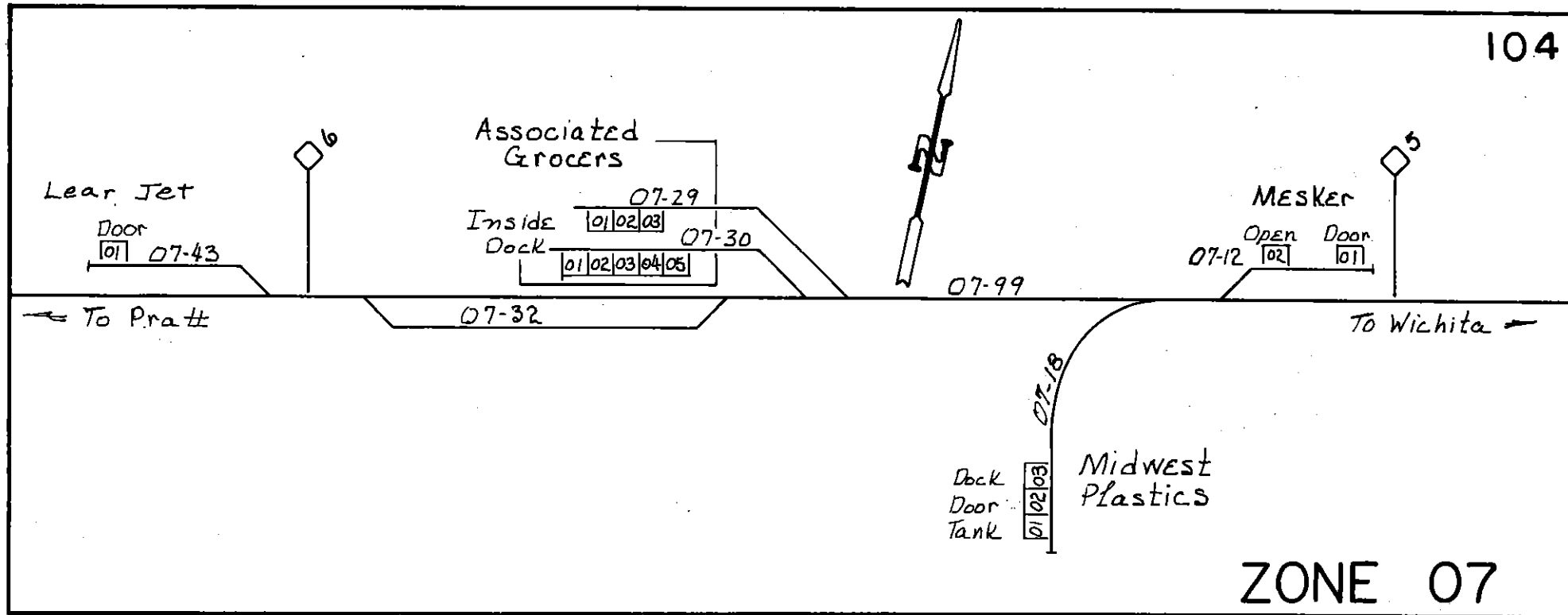
07 00 00	INDUSTRY SPUR AT MP 3		07 05 00	INTL. PAPER TRACK	
01		OPEN	01	INTL. PAPER	DOOR
07 01 00	STORAGE TRACK		02	INTL. PAPER	DOOR
07 02 00	STAR LUMBER TRACK		03	INTL. PAPER	DOOR
01	STAR LUMBER CO	DOCK	07 08 00	RIEKES & SONS TRACK	
THRU	(4 CAR SPOT)	DOCK	01	RIEKES & SONS	OPEN
04	STAR LUMBER CO	DOCK	07 10 00	CHAMPION BUILDING TRACK	
07 03 00	WEST STREET TEAM TRACK		01	VACANT WHSE	DOOR
01	TEAM TRACK PATRONS	DOCK	02	VACANT WHSE	DOCK
02	TEAM TRACK PATRONS	OPEN	07 99 00	WICHITA SUBDIV. MAIN TRACK	
07 04 00	INTL. PAPER TRACK				
01	INTL. PAPER	OPEN			
02	INTL. PAPER	OPEN			
03	INTL. PAPER	OPEN			

PAGE 101



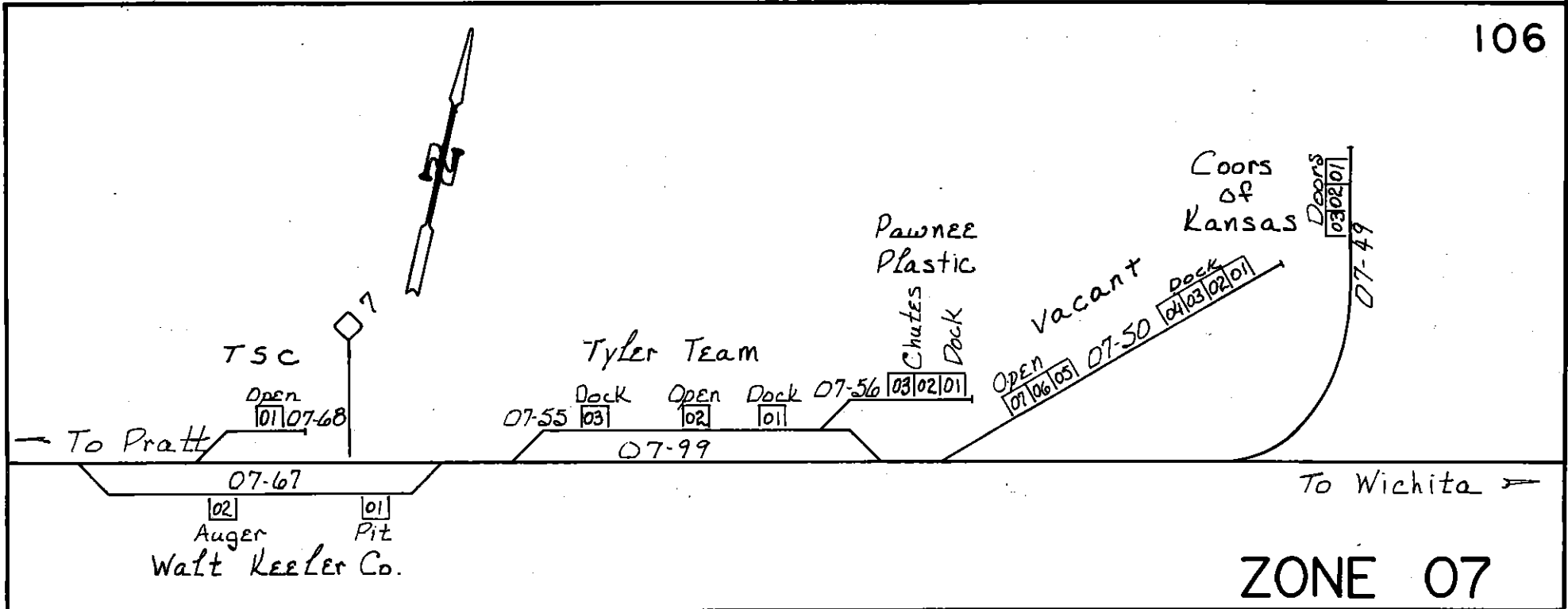
- 07 12 00 MESKER TRACK
- 01 MESKER DOOR
- 02 MESKER OEPN
- 07 18 00 MIDWEST PLASTIC TRACK
- 01 MIDWEST PLASTIC TANK
- 02 MIDWEST PLASTIC DOOR
- 03 MIDWEST PLASTIC DOCK
- 07 29 00 ASSOCIATED GROCERS TRACK
- 01 ASSOCIATED GROCERS - INSIDE DOCK
- 02 ASSOCIATED GROCERS - INSIDE DOCK
- 03 ASSOCIATED GROCERS - INSIDE DOCK
- 07 30 00 ASSOCIATED GROCERS TRACK
- 01 ASSOCIATED GROCERS - INSIDE DOCK
- THRU (5 CAR SPOT) INSIDE DOCK
- 05 ASSOCIATED GROCERS - INSIDE DOCK
- 07 32 00 RUN-A-ROUND TRACK
- 07 43 00 LEAR JET SPUR
- 01 LEAR JET DOOR
- 07 99 00 WICHITA SUBDIV. MAIN TRACK

PAGE 103



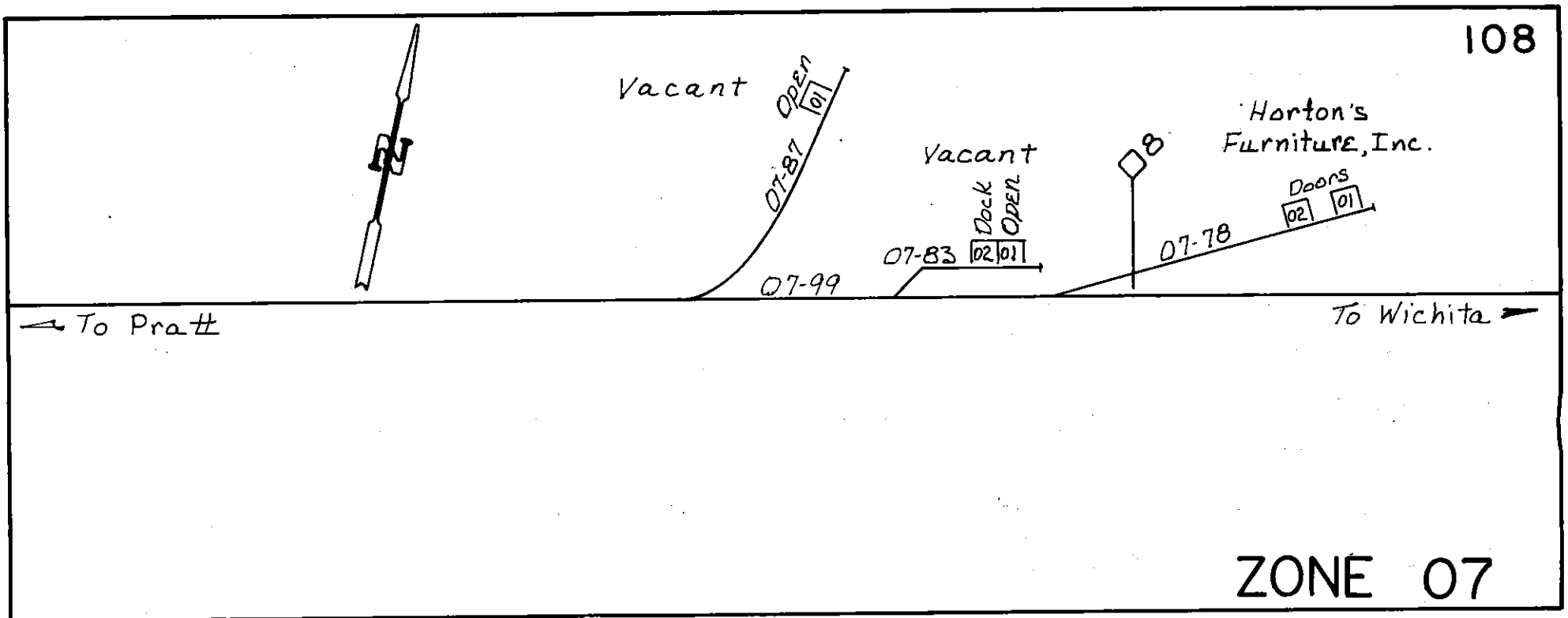
07 49 00	COORS OF KANSAS TRACK		07 67 00	WALT KEELER CO TRACK	
01	COORS OF KANSAS	DOOR	01	WALT KEELER CO	PIT
02	COORS OF KANSAS	DOOR	02	WALT KEELER CO	AUGER
03	COORS OF KANSAS	DOOR	07 68 00	T S C SPUR	
07 50 00	SIMPSON BLDG SUPPLY TRACK		01	T S C	OPEN
01	VACANT WAREHOUSE	DOCK	07 99 00	WICHITA SUBDIV. MAIN TRACK	
THRU (7 CAR SPOT)		DOCK			
07	VACANT WAREHOUSE	DOCK			
07 55 00	TYLER STREET TEAM TRACK				
01	TEAM TRACK PATRONS	DOCK			
02	TEAM TRACK PATRONS	OPEN			
03	TEAM TRACK PATRONS	DOCK			
07 56 00	PAWNEE PLASTIC TRACK				
01	PAWNEE PLASTICS	DOCK			
02	PAWNEE PLASTICS	CHUTE			
03	PAWNEE PLASTICS	CHUTE			

PAGE 105



- 07 78 00 HORTON FURNITURE TRACK
- 01 HORTON FURNITURE DOOR
- 02 HORTON FURNITURE DOOR
- 07 83 00 VACANT INDUSTRY TRACK
- 01 VACANT OPEN
- 02 VACANT DOCK
- 07 87 00 VACANT INDUSTRY TRACK
- 01 VACANT OPEN
- 07 99 00 WICHITA SUBDIVISION MAIN TRACK

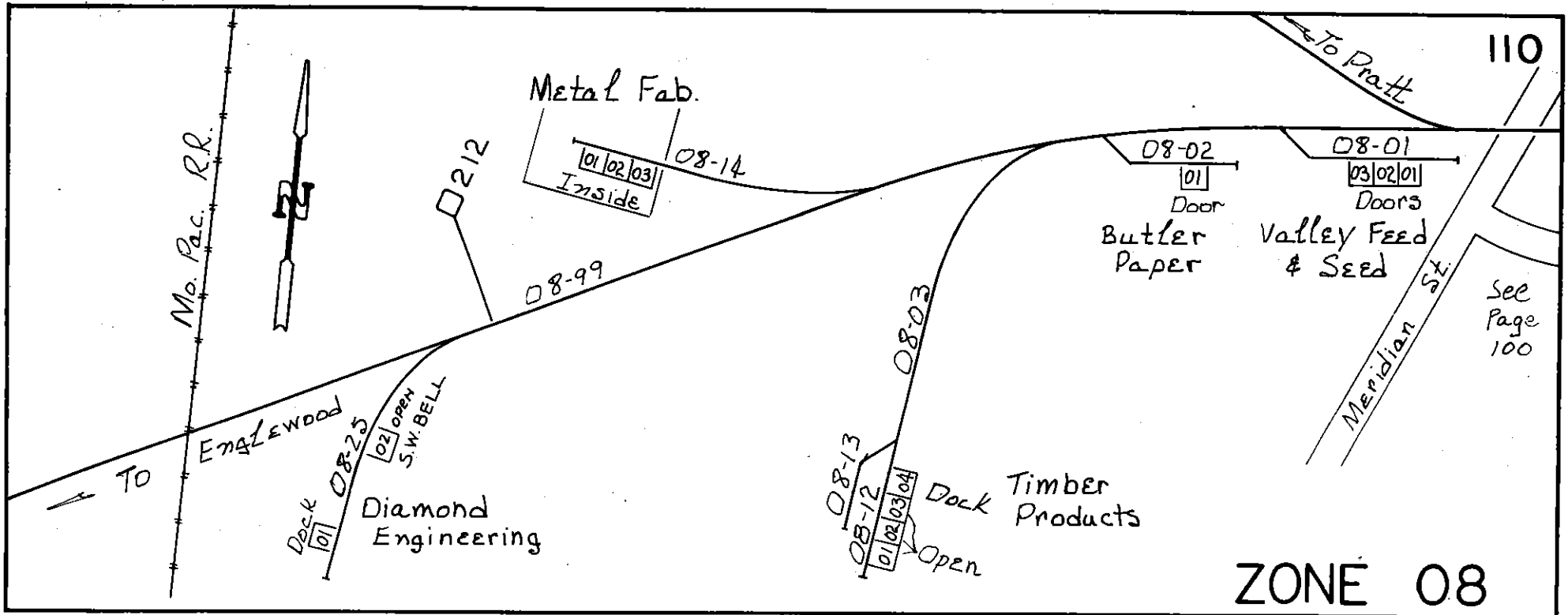
PAGE 107



ZONE 08 < WICHITA, KS 54700 > THIRD SUBDIVISION

- 08 01 00 VALLEY FEED SEED TRACK
- 01 VALLEY FEED SEED DOOR
- (3 DOORS-SPOT 3 CARS) DOOR
- 08 02 00 BUTLER PAPER TRACK
- 01 BUTLER PAPER DOOR
- 08 03 00 LEAD TRACK
- 08 12 00 TIMBER PRODUCTS TRACK
- 01 TIMBER PRODUCTS OPEN
- (3 CAR OPEN SPOTS) OPEN
- 04 TIMBER PRODUCTS DOCK
- 08 13 00 TIMBER PRODUCTS TRACK
- 08 14 00 METAL FAB TRACK
- 01 METAL FAB INSIDE
- (3 CAR SPOT INSIDE) INSIDE
- 08 25 00 DIAMOND ENGINEERING TRACK
- 01 DIAMOND ENGINEERING DOCK
- 02 SOUTHWESTERN BELL TEL. OPEN
- 08 99 00 ENGLEWOOD SUBDIVISION MAIN TRACK

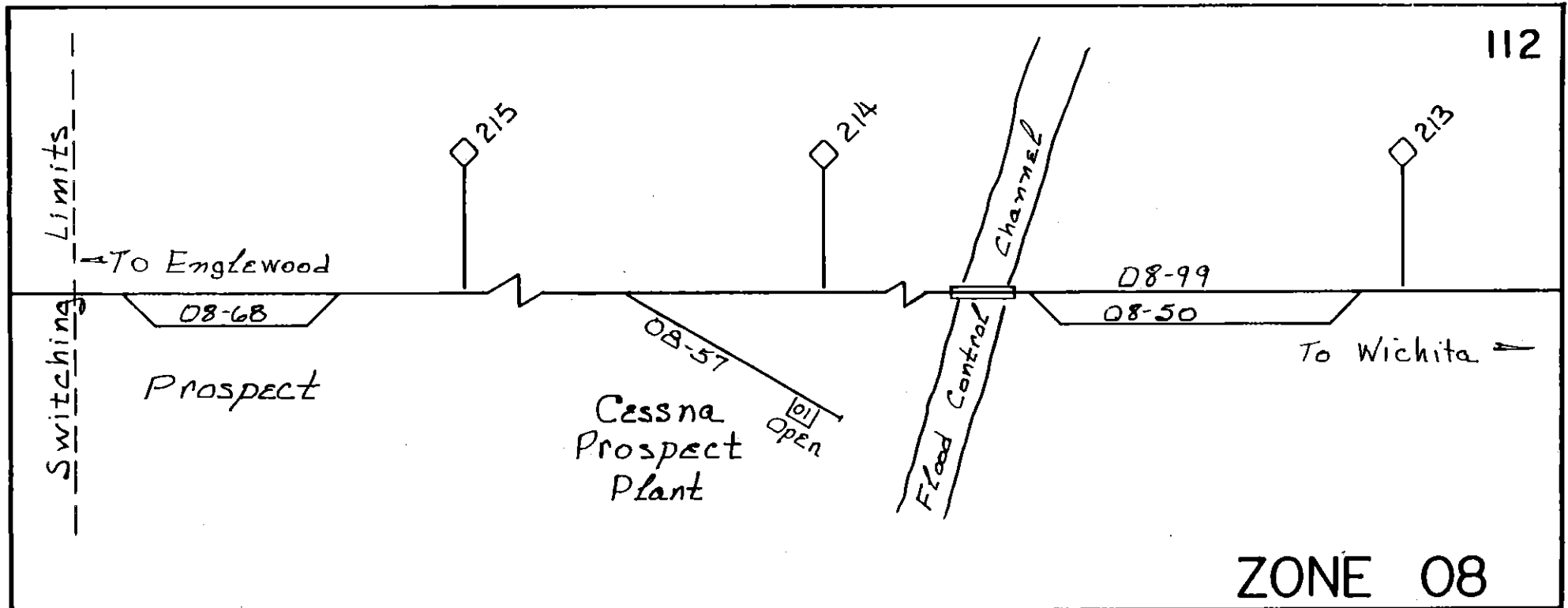
PAGE 109



ZONE 08 <WICHITA, KS 54700> ENGLEWOOD SUBDIVISION, PLAINS DIVISION

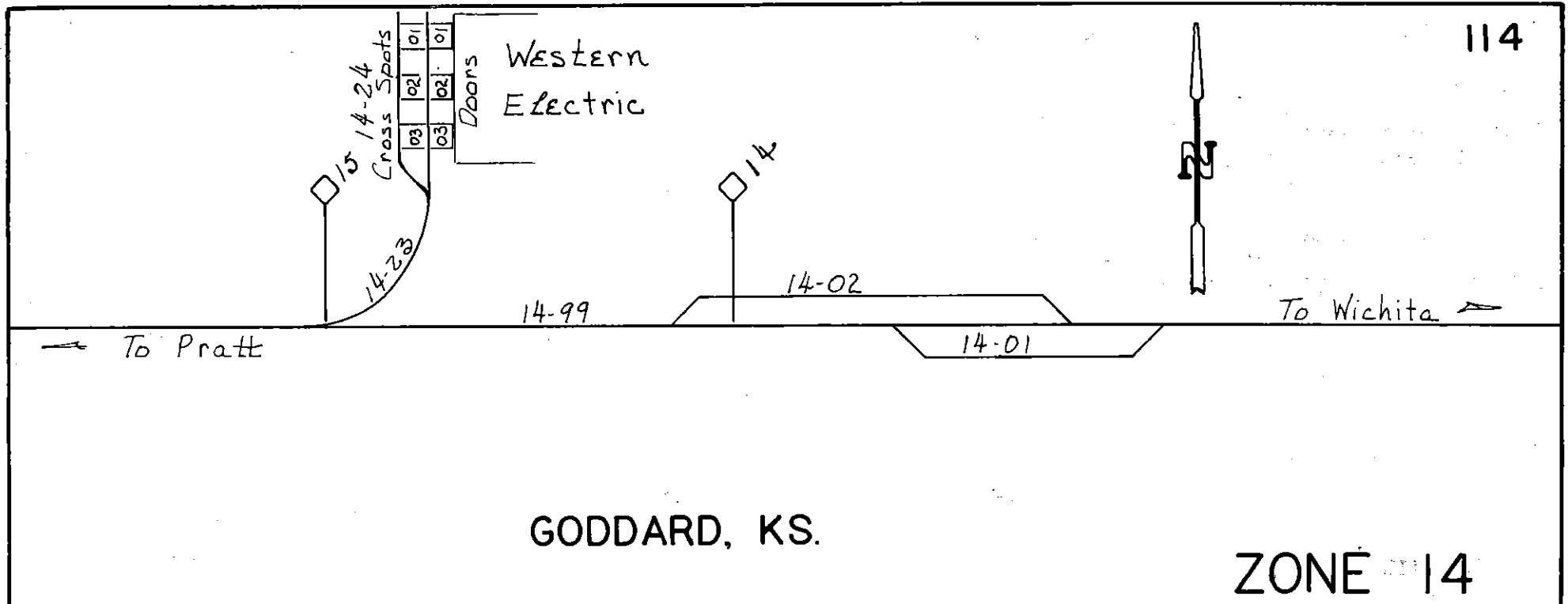
- 08 50 00 PASSING TRACK
- 08 57 00 CESSNA PROSPECT PLANT TRACK
- 01 CESSNA OPEN
- 08 68 00 PROSPECT SIDING (M P 215) (STA.NO. 54535)
- 08 99 00 ENGLEWOOD SUBDIVISION MAIN TRACK

PAGE 111



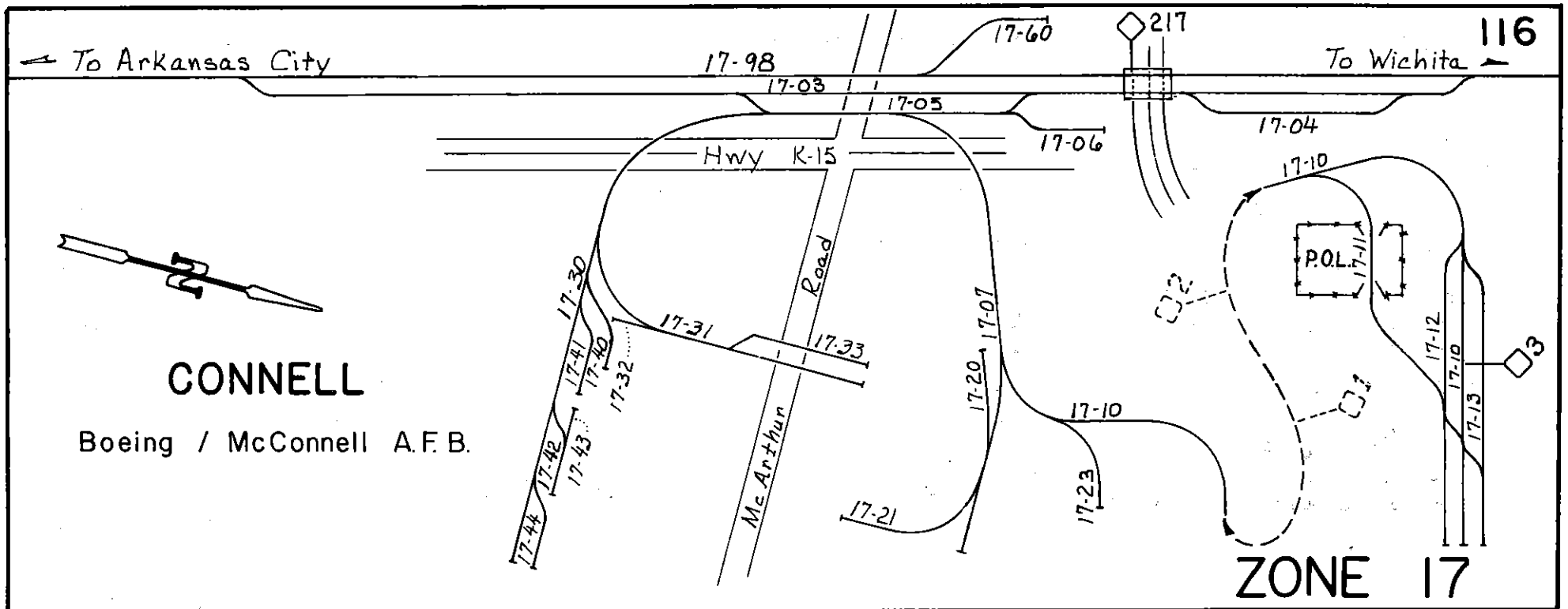
- 14 01 00 TEAM TRACK
- 01 TEAM TRACK PATRONS OPEN
- 14 02 00 HOUSE TRACK
- 01 TEAM TRACK PATRONS OPEN
- 14 23 00 WESTERN ELECTRIC TRACK
- 01 WESTERN ELECTRIC DOOR
- 02 WESTERN ELECTRIC DOOR
- 03 WESTERN ELECTRIC DOOR
- 14 99 00 WICHITA SUBDIVISION MAIN TRACK

PAGE 113



- 17 03 00 INDUSTRY TRACK
- 17 04 00 TEAM TRACK
- 01 TEAM TRACK PATRONS OPEN
- 17 05 00 RUN-A-ROUND TRACK
- 17 06 00 TEAM TRACK (BOEING)
- 01 TEAM TRACK PATRONS DOCK
- 17 60 00 SUTHERLAND LUMBER (SEE PAGE 117)
- 17 98 00 3RD SUB DIVISION MAIN TRACK

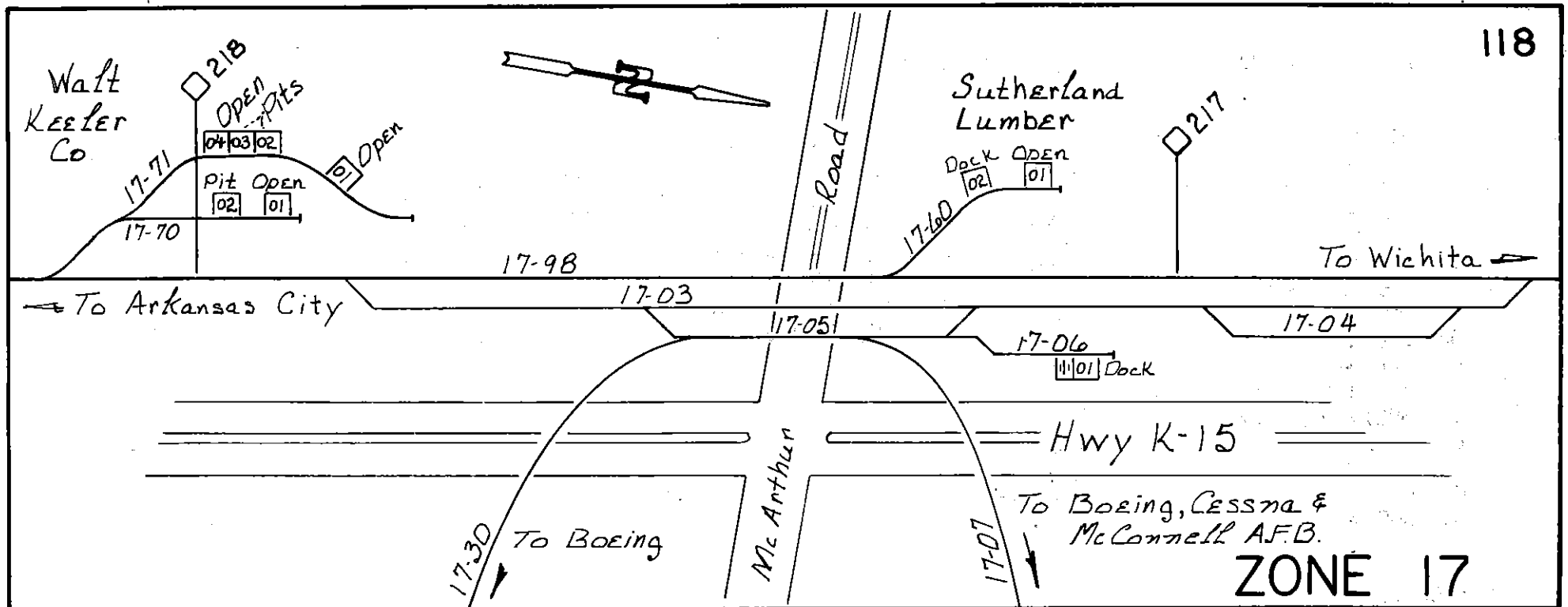
PAGE 115



ZONE 17 < CONNELL, KS MP 217.4> THIRD SUBDIVISION

- 17 03 00 PASSING TRACK (MP 217)
- 17 04 00 TEAM TRACK
- 17 05 00 RUN-A-ROUND TRACK
- 17 06 00 TEAM TRACK (BOEING)
- 17 60 00 SUTHERLAND SPUR
 - 01 SUTHERLAND LUMBER CO OPEN
 - 02 SUTHERLAND LUMBER CO DOCK
- 17 70 00 WALT KEELER CO TRACK
 - 01 WALT KEELER CO OPEN
 - 02 WALT KEELER CO PIT
- 17 71 00 WALT KEELER CO TRACK
 - 01 WALT KEELER CO OPEN
 - 02 WALT KEELER CO PIT
 - 03 WALT KEELER CO PIT
 - 04 WALT KEELER CO OPEN
- 17 98 00 3RD SUBDIVISION MAIN TRACK

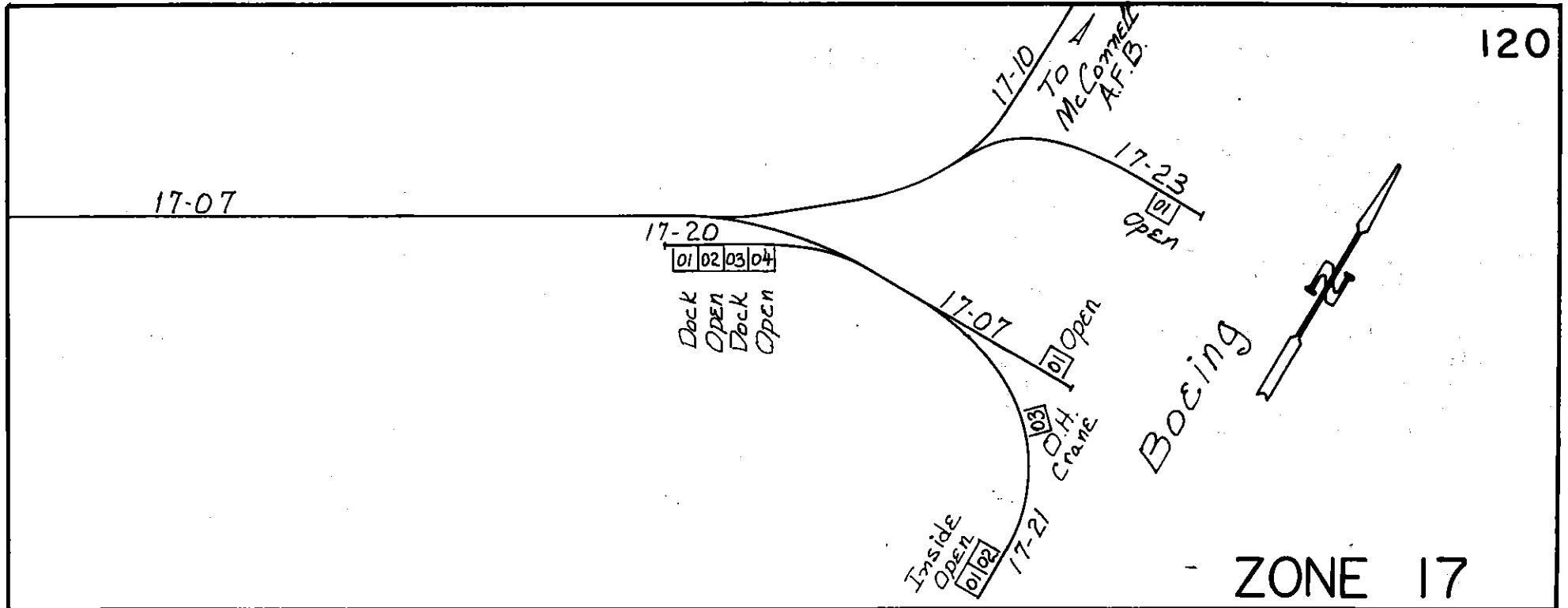
PAGE 117



ZONE 17 < CONNELL, KS MP 217.4> THIRD SUBDIVISION

17 07 00	BOEING NORTH LEAD TRACK		17 21 00	BOEING TRACK	
01	BOEING	OPEN	01	BOEING	INSIDE OPEN
17 08 00	CESSNA SOUTH TRACK		02	BOEING	INSIDE OPEN
01	CESSNA	DOOR	03	BOEING	O.H. CRANE
02	CESSNA	DOOR	17 22 00	BOEING TRACK	
03	CESSNA	OPEN	01	BOEING	OPEN
17 09 00	BOEING TRACK		17 23 00	BOEING TRACK	
01	BOEING	TANK	01	BOEING	OPEN
02	BOEING	TANK			
03	BOEING	TANK			
17 10 00	MCCONNELL A.F.B. LEAD				
17 20 00	BOEING NEW TRACK				
01	BOEING	DOCK			
02	BOEING	OPEN			
03	BOEING	DOCK			
04	BOEING	OPEN			

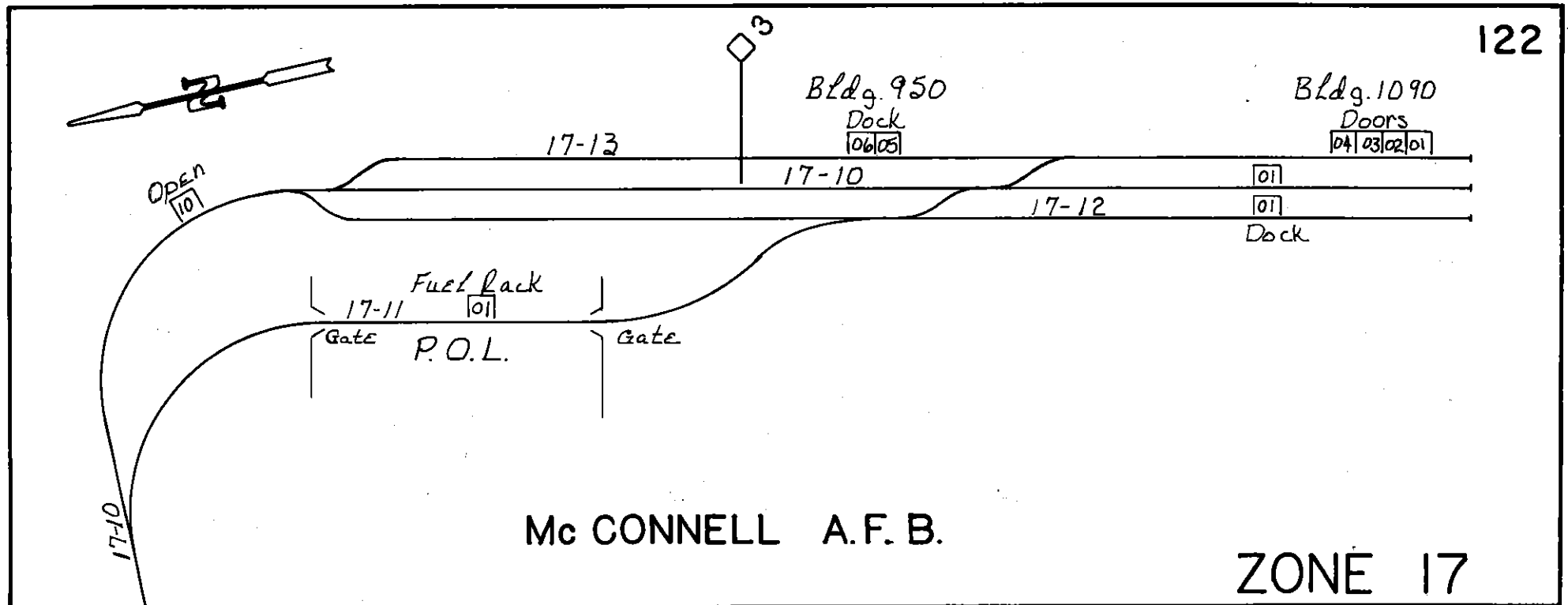
PAGE 119



ZONE 17 < CONNELL, KS MP 217.4> THIRD SUBDIVISION

17 10 00	MCCONNELL A.F.B. LEAD	
01	MCCONNELL A.F.B.	DOCK
10	MCCONNELL A.F.B.	OPEN
17 11 00	MCCONNELL A.F.B. POL TRACK	
01	MCCONNELL A.F.B.	RACK
17 12 00	MCCONNELL A.F.B. TRACK	
01	MCCONNELL A.F.B.	DOCK
17 13 00	MCCONNELL A.F.B. TRACK	
01	MCCONNELL AFB BLDG 1090	DOOR
THRU	(4 CAR SPOT)	DOOR
04	MCCONNELL AFB BLDG 1090	DOOR
05	MCCONNELL AFB BLDG 950	DOCK
06	MCCONNELL AFB BLDG 950	DOCK

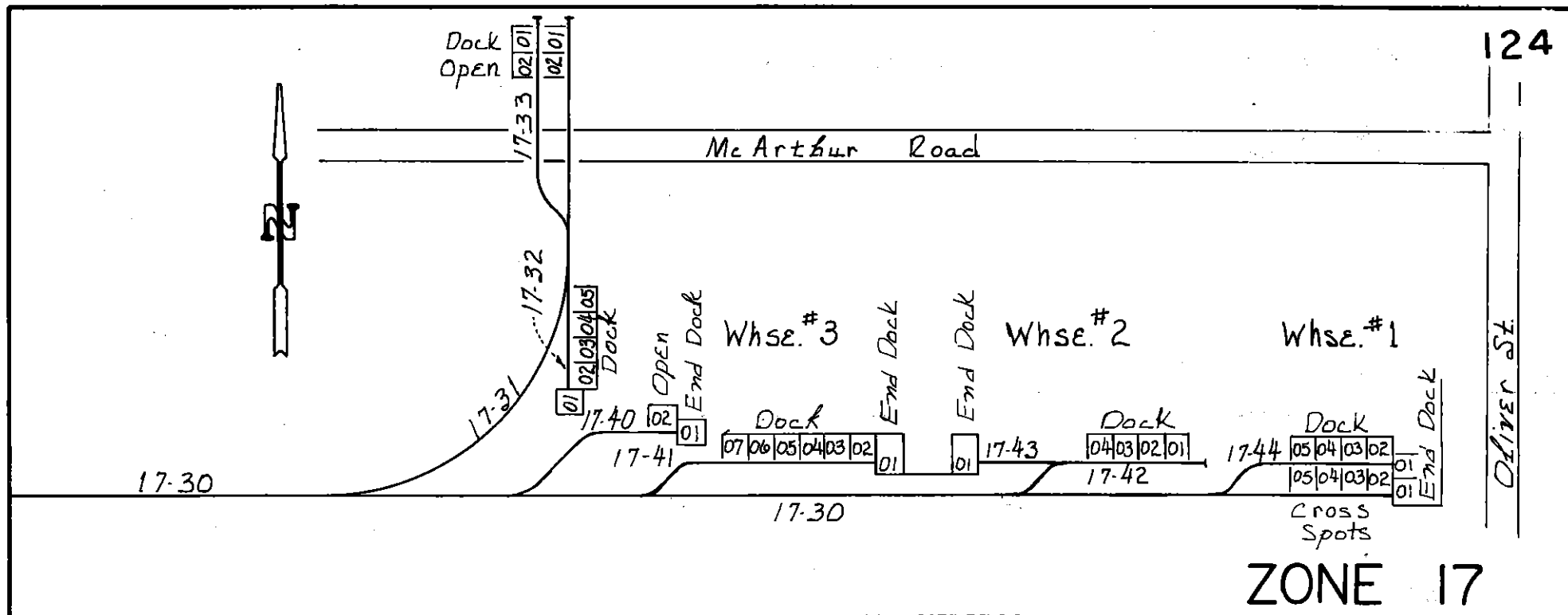
PAGE 121



ZONE 17 < CONNELL, KS MP 217.4> THIRD SUBDIVISION

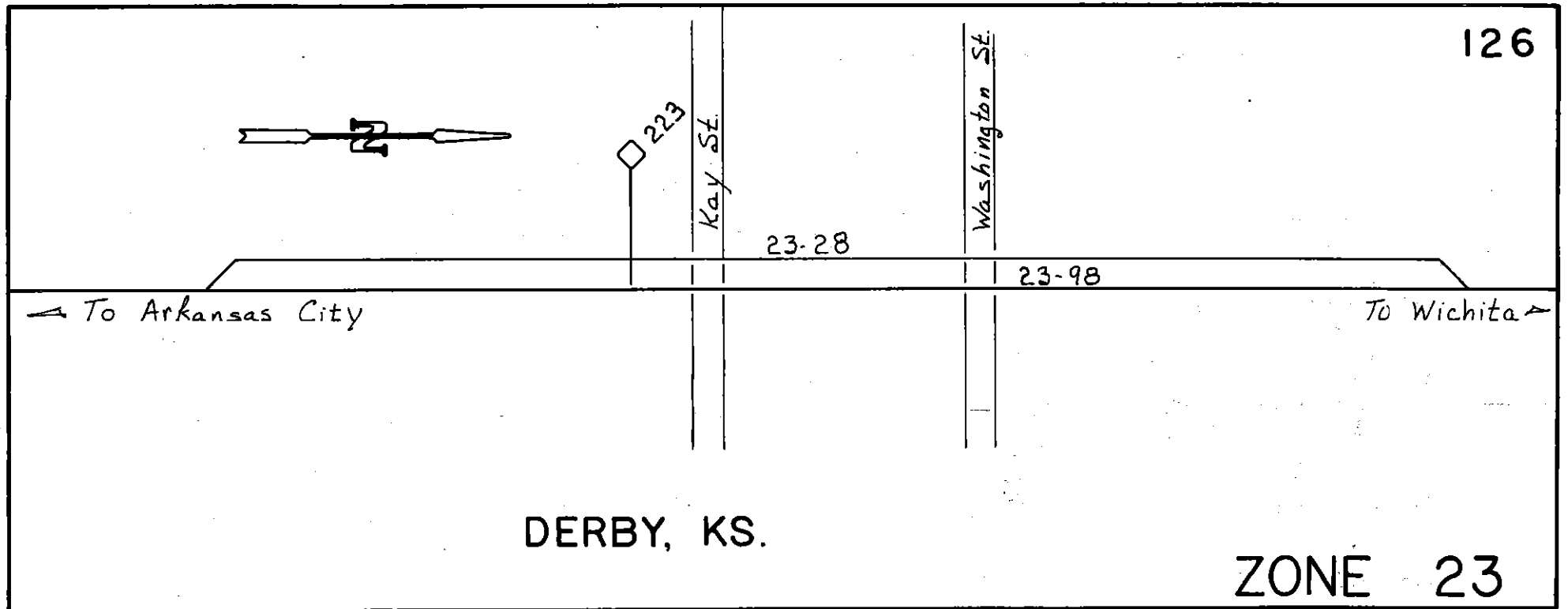
17 30 00	BOEING SOUTH LEAD TRACK		17 40 00	BOEING TRACK	
01	BOEING	END DOCK	01	BOEING	END DOCK
02	BOEING	CROSS SPOT	02	BOEING	OPEN
THRU	(4 CAR SPOT)	CROSS SPOT	17 41 00	BOEING WHSE 3 TRACK	
05	BOEING	CROSS SPOT	01	BOEING WHSE NO. 3	DOCK
17 31 00	BOEING TRACK		THRU	(7 CAR SPOT)	DOCK
01	BOEING	DOCK	07	BOEING WHSE NO. 3	DOCK
02	BOEING	OPEN	17 42 00	BOEING WHSE 2 TRACK	
17 32 00	BOEING TRACK		01	BOEING WHSE NO. 2	DOCK
01	BOEING	DOCK	THRU	(4 CAR SPOT)	DOCK
THRU	(5 CAR SPOT)	DOCK	04	BOEING WHSE NO. 2	DOCK
05	BOEING	DOCK	17 43 00	BOEING TRACK	
17 33 00	BOEING TRACK		01	BOEING	END DOCK
01	BOEING	DOCK	17 44 00	BOEING WHSE 1 TRACK	
02	BOEING	OPEN	01	BOEING WHSE NO. 1	DOCK
			THRU	(5 CAR SPOT)	DOCK
			05	BOEING WHSE NO. 1	DOCK

PAGE 123



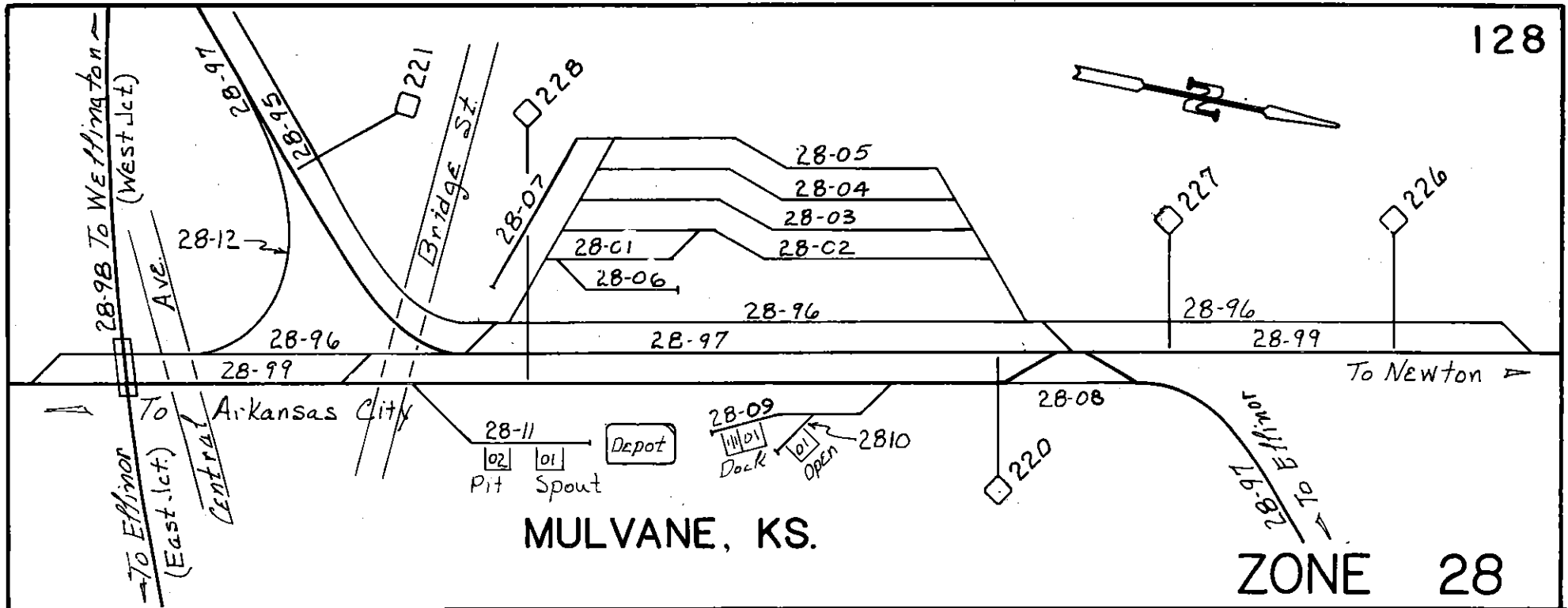
23 28 00 DERBY SIDING (6872 FT)
23 98 00 3RD SUBDIVISION MAIN TRACK

PAGE 125



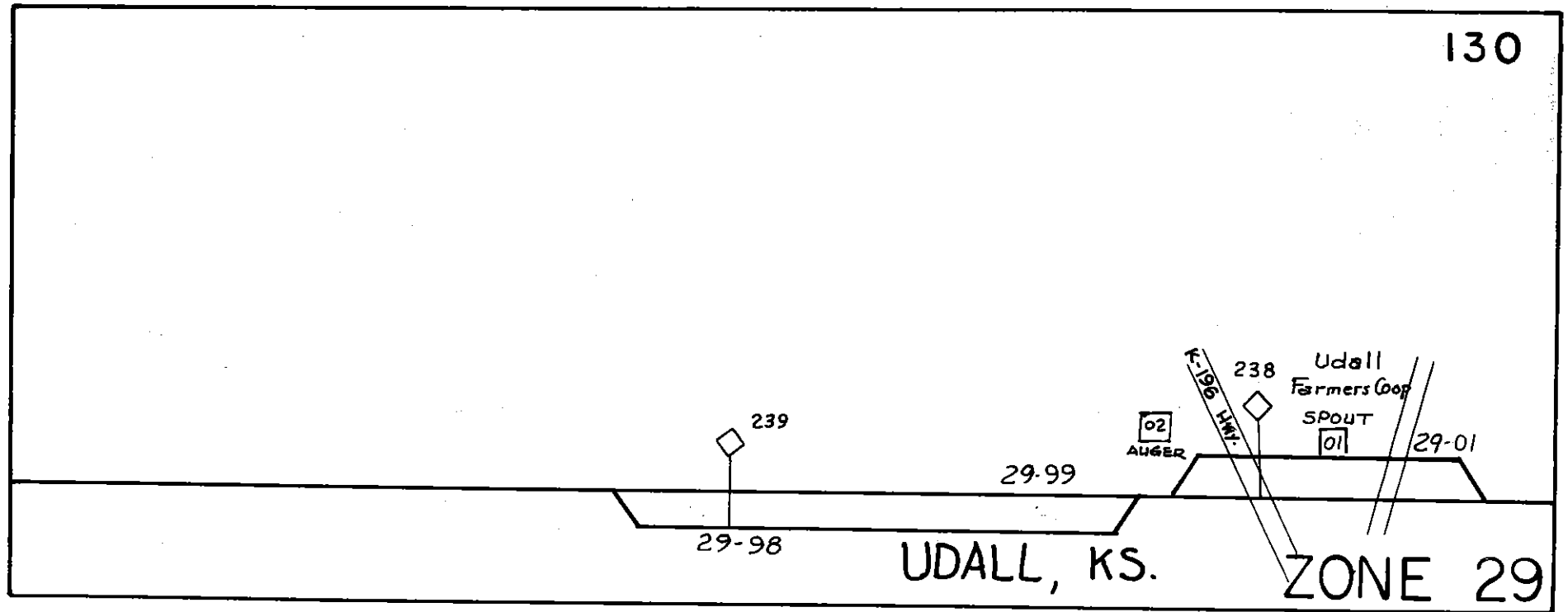
28 01 00	YARD POCKET TRACK	
28 02 00	YARD TRACK	
28 03 00	YARD TRACK	
28 04 00	YARD TRACK	
28 05 00	YARD TRACK	
28 06 00	YARD TRACK	
28 07 00	STOCK TRACK	
28 08 00	CONNECTION TRACK	
28 09 00	DOCK TRACK	
01	TEAM TRACK PATRONS	DOCK
28 10 00	INDUSTRY TRACK	
01	TEAM TRACK PATRONS	OPEN
28 11 00	SOUTH ELEVATOR TRACK	
01	ELEVATOR	SPOUT
02	ELEVATOR	PIT
28 12 00	WYE TRACK	
28 95 00	4TH SUBDIVISION SIDING	
28 96 00	3RD SUBDIVISION SIDING	
28 97 00	4TH SUBDIV. MAIN TRACK	
28 98 00	4TH SUBDIV. HILINE TRACK	
28 99 00	3RD SUBDIV. MAIN TRACK	

PAGE 127



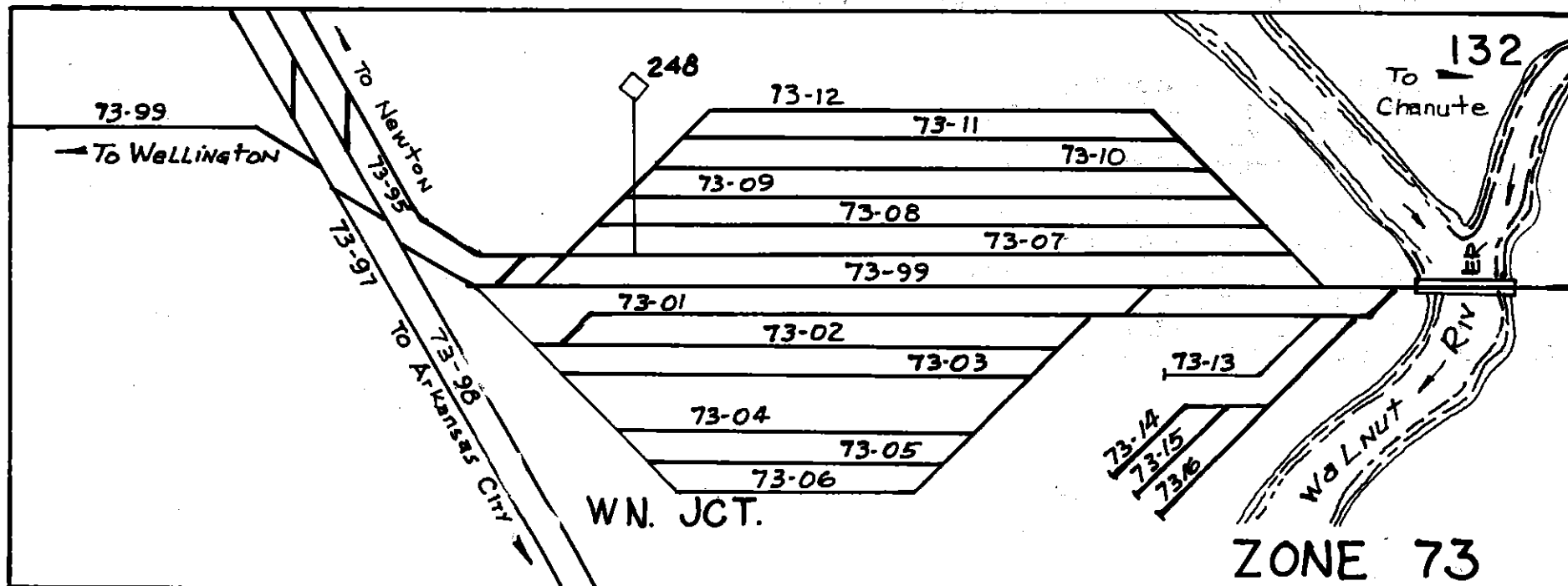
- 29 01 00 ELEVATOR TRACK
- 01 FARMERS CO-OP SPOUT
- 02 FARMERS CO-OP AUGER
- 29 98 00 3RD SUBDIVISION SIDING (6156 FT)
- 29 99 00 3RD SUBDIVISION MAIN TRACK

PAGE 129



- 73 01 00 YARD TRACK
- 73 02 00 YARD TRACK
- 73 03 00 YARD TRACK
- 73 04 00 YARD TRACK
- 73 05 00 YARD TRACK
- 73 06 00 YARD TRACK
- 73 07 00 YARD TRACK
- 73 08 00 YARD TRACK
- 73 09 00 YARD TRACK
- 73 10 00 YARD TRACK
- 73 11 00 YARD TRACK
- 73 12 00 YARD TRACK
- 73 13 00 RIP TRACK
- 73 14 00 NORTH ROUNDHOUSE TRACK
- 73 15 00 MIDDLE ROUNDHOUSE TRACK
- 73 16 00 SOUTH ROUNDHOUSE TRACK
- 73 95 00 DOUGLASS SUBDIVN. SIDING
- 73 97 00 3RD SUBDIVISION SIDING
- 73 98 00 3RD SUBDIVISION MAIN TRACK
- 73 99 00 4TH SUBDIVISION MAIN TRACK

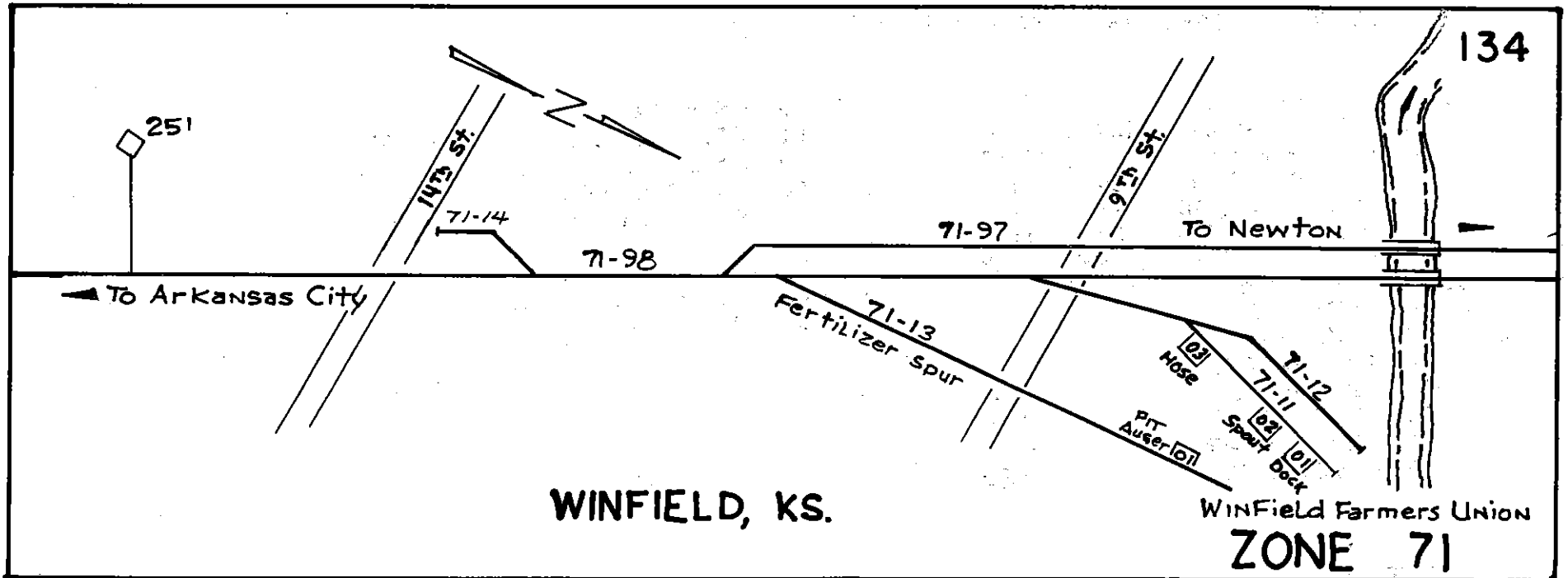
PAGE 131



ZONE 73

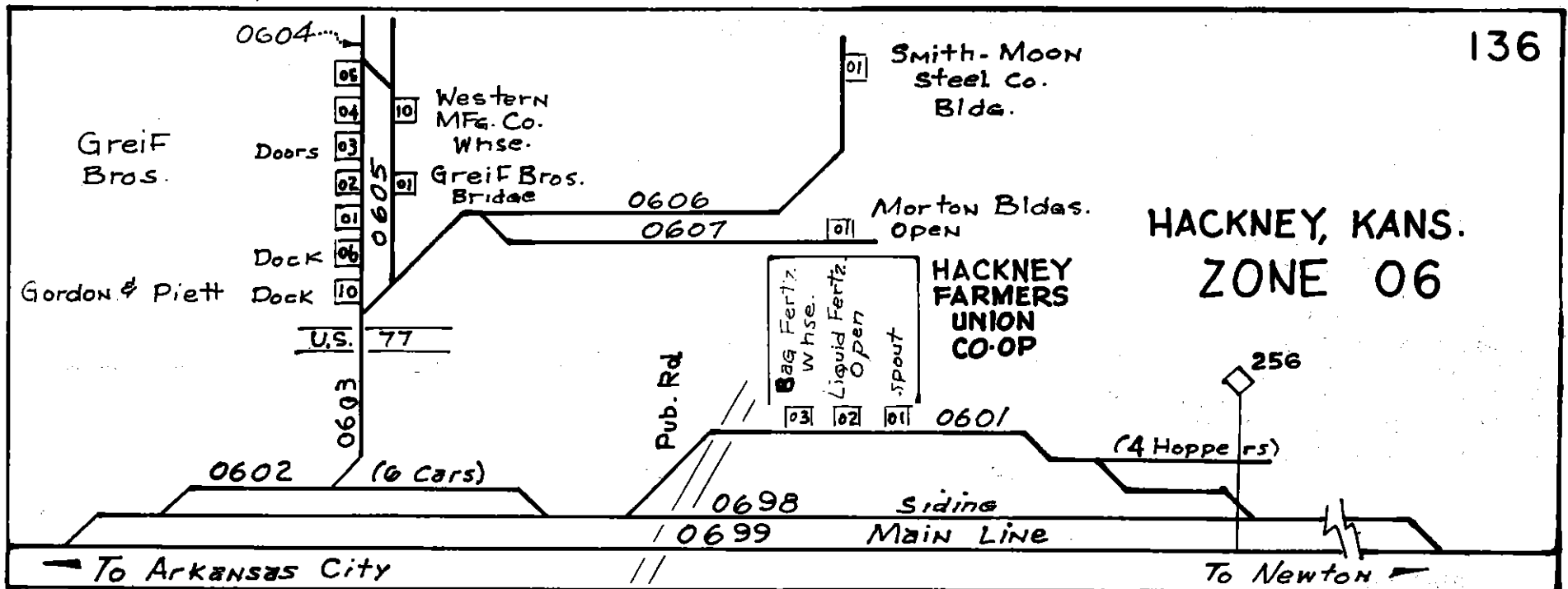
- 71 11 00 WINFIELD FARMERS UNION TRACK
- 01 WINFIELD FARMERS UNION DOCK
- 02 WINFIELD FARMERS UNION SPOUT
- 03 WINFIELD FARMERS UNION HOSE
- 71 12 00 WINFIELD FARMERS UNION SPUR
- 01 WINFIELD FARMERS UNION OPEN
- 71 13 00 WINFIELD FARMERS UNION SPUR
- 01 WINFIELD FARMERS UNION AUGER
- 71 14 00 3RD SUBDIVISION SPUR
- 71 97 00 3RD SUBDIVISION SIDING
- 71 98 00 3RD SUBDIVISION MAIN TRACK

PAGE 133



06 01 00	ELEVATOR TRACK		06 05 00	NORTH TRACK	
01	HACKNEY FARMERS UNION	SPOUT	01	GREIF BROTHERS	BRIDGE
01	CO-OP ELEVATOR	SPOUT	10	WESTERN MFG CO WHSE	DOOR
02	HACKNEY FARMERS UNION	OPEN	06 06 00	SMITH-MOON LEAD	
02	CO-OP (LIQUID FERTZ)	OPEN	01	SMITH-MOON STEEL CO	OPEN
03	HACKNEY FARMERS UNION	DOOR	06 07 00	SHORT SPUR	
03	CO-OP (BAG FERTZ-WHSE)	DOOR	01	MORTON BUILDINGS	OPEN
06 02 00	RUN-A-ROUND TRACK (6 CARS)		06 98 00	HACKNEY SIDING (8023 FT)	
06 03 00	STROTHER FIELD LEAD		06 99 00	HACKNEY MAIN TRACK	
06 04 00	SOUTH TRACK				
01	GREIF BROTHERS	DOOR			
THRU	(5 CAR SPOT)	DOOR			
05	GREIF BROTHERS	DOOR			
06	GREIF BROTHERS	DOCK			
10	GORDON-PLATT	DOCK			

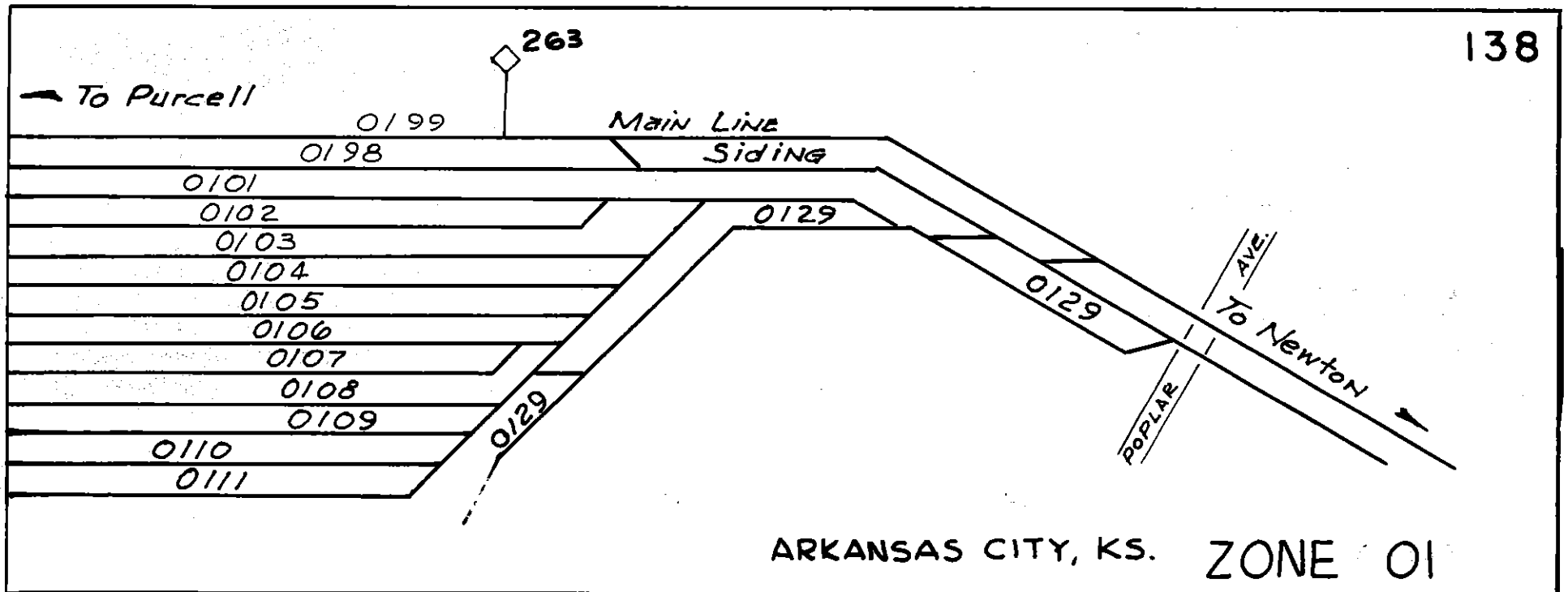
PAGE 135



ZONE 01 <ARKANSAS CITY, KS 52700> OKLAHOMA SUBDIVISION

- 01 01 00 YARD TRACK NO 1
- 01 02 00 YARD TRACK NO 2
- 01 03 00 YARD TRACK NO 3
- 01 04 00 YARD TRACK NO 4
- 01 05 00 YARD TRACK NO 5
- 01 06 00 YARD TRACK NO 6
- 01 07 00 YARD TRACK NO 7
- 01 08 00 YARD TRACK NO 8
- 01 09 00 YARD TRACK NO 9
- 01 10 00 YARD TRACK NO 10
- 01 11 00 YARD TRACK NO 11
- 01 29 00 MATERIAL YARD LEAD TRACK
- 01 98 00 ARKANSAS CITY SIDING
- 01 99 00 ARKANSAS CITY MAIN TRACK

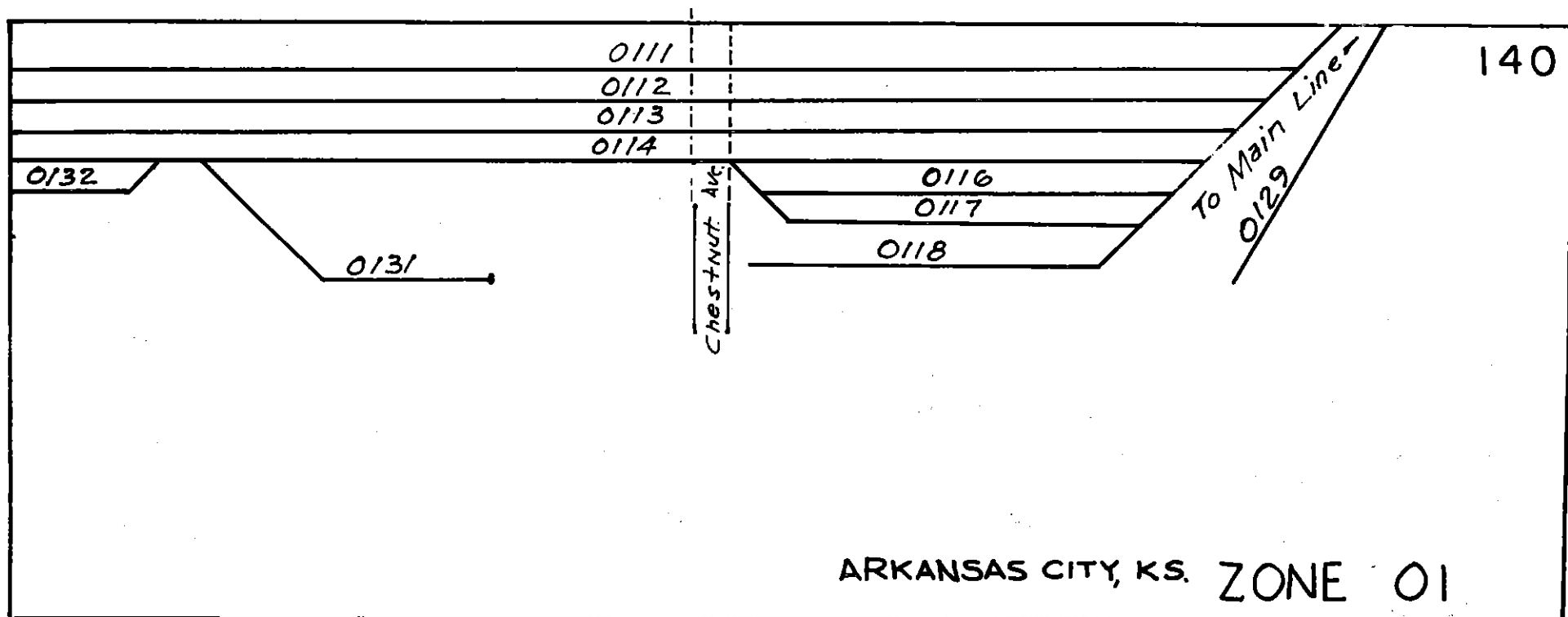
PAGE 137



ZONE 01 <ARKANSAS CITY, KS 52700> OKLAHOMA SUBDIVISION

- 01 11 00 YARD TRACK NO 11
- 01 12 00 YARD TRACK NO 12
- 01 13 00 YARD TRACK NO 13
- 01 14 00 RUN-A-ROUND TRACK
- 01 15 00 WATER SPUR
- 01 16 00 WEST WAYCAR TRACK
- 01 17 00 EAST WAYCAR TRACK
- 01 18 00 MATERIAL YARD DOCK TRACK
- 01 29 00 MATERIAL YARD LEAD TRACK
- 01 31 00 NORTH SPUR TRACK

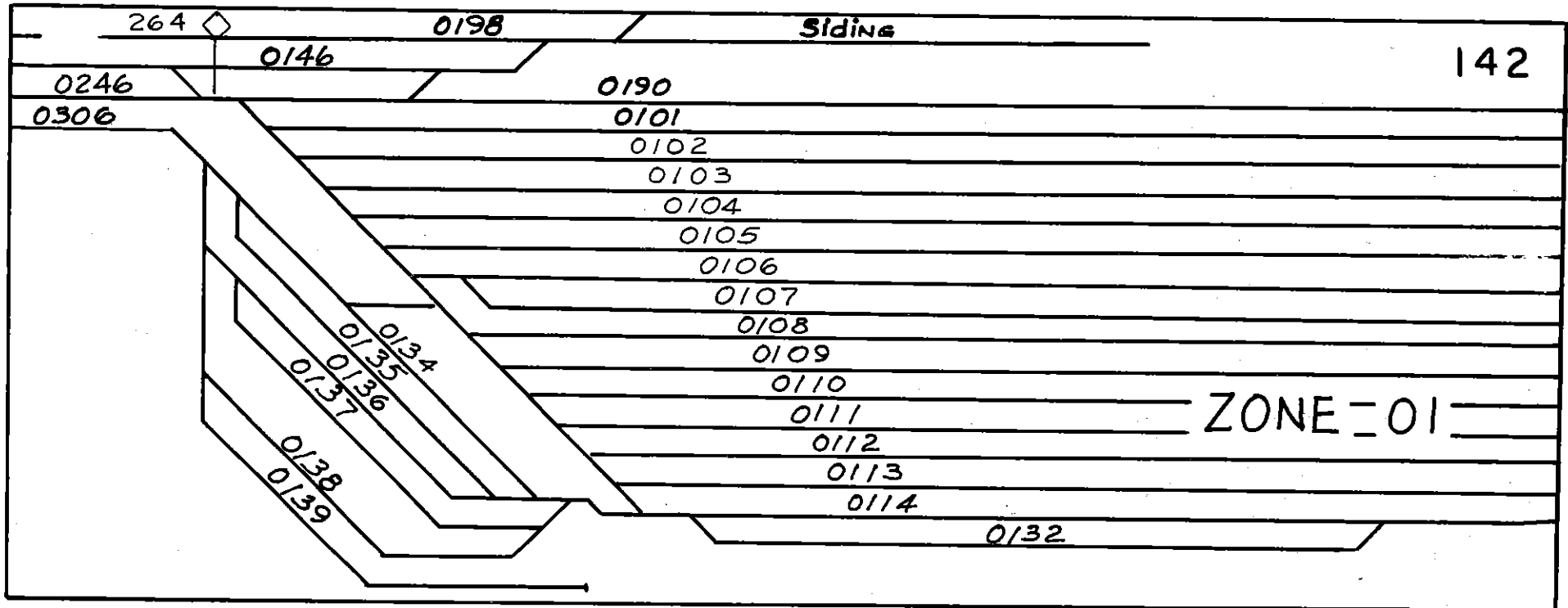
PAGE 139



ZONE 01 <ARKANSAS CITY, KS 52700> OKLAHOMA SUBDIVISION

- | | | | | |
|----------|-------------------|----------|--------------------------|------|
| 01 01 00 | YARD TRACK NO 1 | 01 33 00 | SOUTH SPUR TRACK | |
| 01 02 00 | YARD TRACK NO 2 | 01 | HAYNES CONCRETE SUPPLY | OPEN |
| 01 03 00 | YARD TRACK NO 3 | 01 34 00 | M.P. INTERCHANGE TRACK | |
| 01 04 00 | YARD TRACK NO 4 | 01 35 00 | MIDDLE TRACK | |
| 01 05 00 | YARD TRACK NO 5 | 01 36 00 | SCALE TRACK | |
| 01 06 00 | YARD TRACK NO 6 | 01 37 00 | WAYCAR TRACK | |
| 01 07 00 | YARD TRACK NO 7 | 01 38 00 | WEST ICE HOUSE TRACK | |
| 01 08 00 | YARD TRACK NO 8 | 01 39 00 | EAST ICE HOUSE TRACK | |
| 01 09 00 | YARD TRACK NO 9 | 01 46 00 | SHORT PASSING TRACK | |
| 01 10 00 | YARD TRACK NO 10 | 01 98 00 | ARKANSAS CITY SIDING | |
| 01 11 00 | YARD TRACK NO 11 | 01 99 00 | ARKANSAS CITY MAIN TRACK | |
| 01 12 00 | YARD TRACK NO 12 | | | |
| 01 13 00 | YARD TRACK NO 13 | | | |
| 01 14 00 | RUN-A-ROUND TRACK | | | |
| 01 32 00 | LYE BYE TRACK | | | |

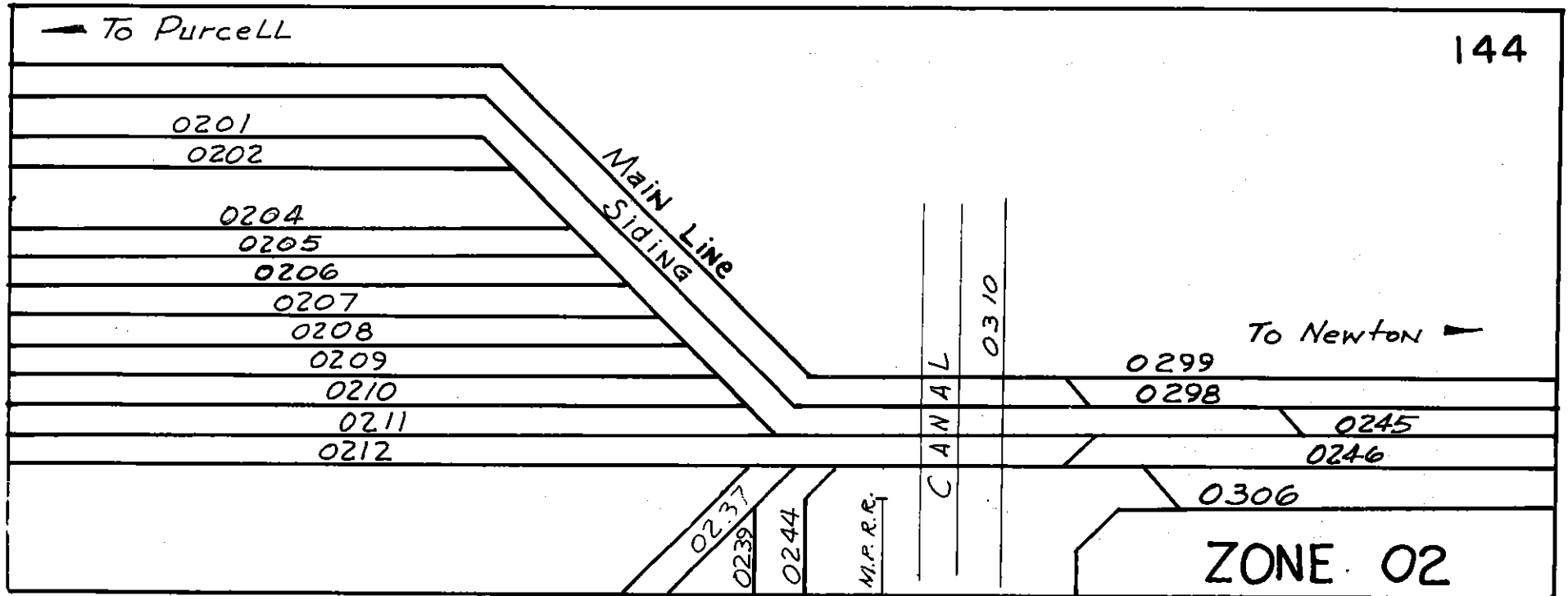
PAGE 141



ZONE 02 <ARKANSAS CITY, KS 52700> OKLAHOMA SUBDIVISION

- 02 01 00 WEST TRACK NO 11
- 02 02 00 WEST TRACK NO 10
- 02 03 00 WEST TRACK NO 9 1/2
- 02 04 00 WEST TRACK NO 9
- 02 05 00 WEST TRACK NO 8
- 02 06 00 WEST TRACK NO 7
- 02 07 00 WEST TRACK NO 6
- 02 08 00 WEST TRACK NO 5
- 02 09 00 WEST TRACK NO 4
- 02 10 00 WEST TRACK NO 3
- 02 11 00 WEST TRACK NO 2
- 02 12 00 OLD MAIN LINE
- 02 13 00 OLD YARD TRACK NO 10
- 02 14 00 OLD YARD TRACK NO 11
- 02 45 00 SHORT PASS TRACK
- 02 46 00 ROUNDHOUSE LEAD TRACK
- 02 98 00 ARKANSAS CITY SIDING
- 02 99 00 ARKANSAS CITY MAIN TRACK

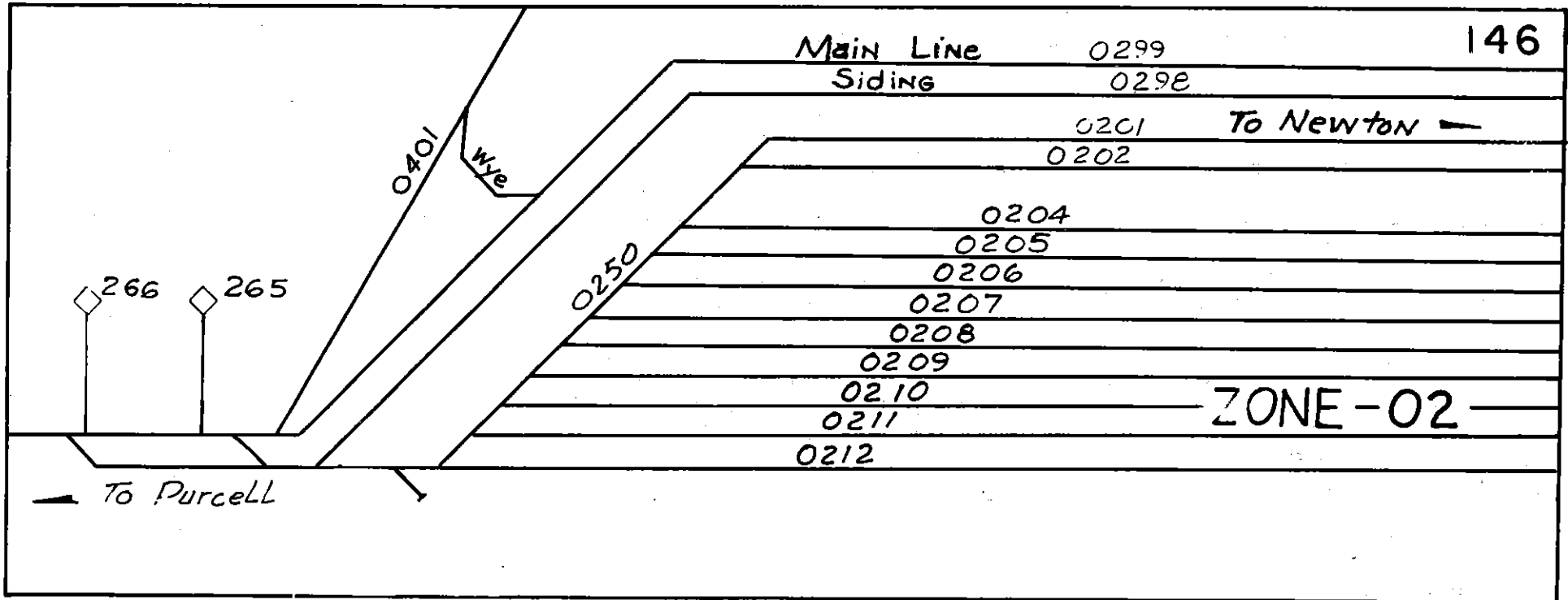
PAGE 143



ZONE 02 <ARKANSAS CITY, KS 52700> OKLAHOMA SUBDIVISION

- 02 01 00 WEST TRACK NO 11
- 02 02 00 WEST TRACK NO 10
- 02 03 00 WEST TRACK NO 9 1/2
- 02 04 00 WEST TRACK NO 9
- 02 05 00 WEST TRACK NO 8
- 02 06 00 WEST TRACK NO 7
- 02 07 00 WEST TRACK NO 6
- 02 08 00 WEST TRACK NO 5
- 02 09 00 WEST TRACK NO 4
- 02 10 00 WEST TRACK NO 3
- 02 11 00 WEST TRACK NO 2
- 02 12 00 OLD MAIN LINE
- 02 13 00 OLD YARD TRACK NO 10
- 02 14 00 OLD YARD TRACK NO 11
- 02 50 00 SOUTH LEAD TRACK
- 02 98 00 ARKANSAS CITY SIDING
- 02 99 00 ARKANSAS CITY MAIN TRACK

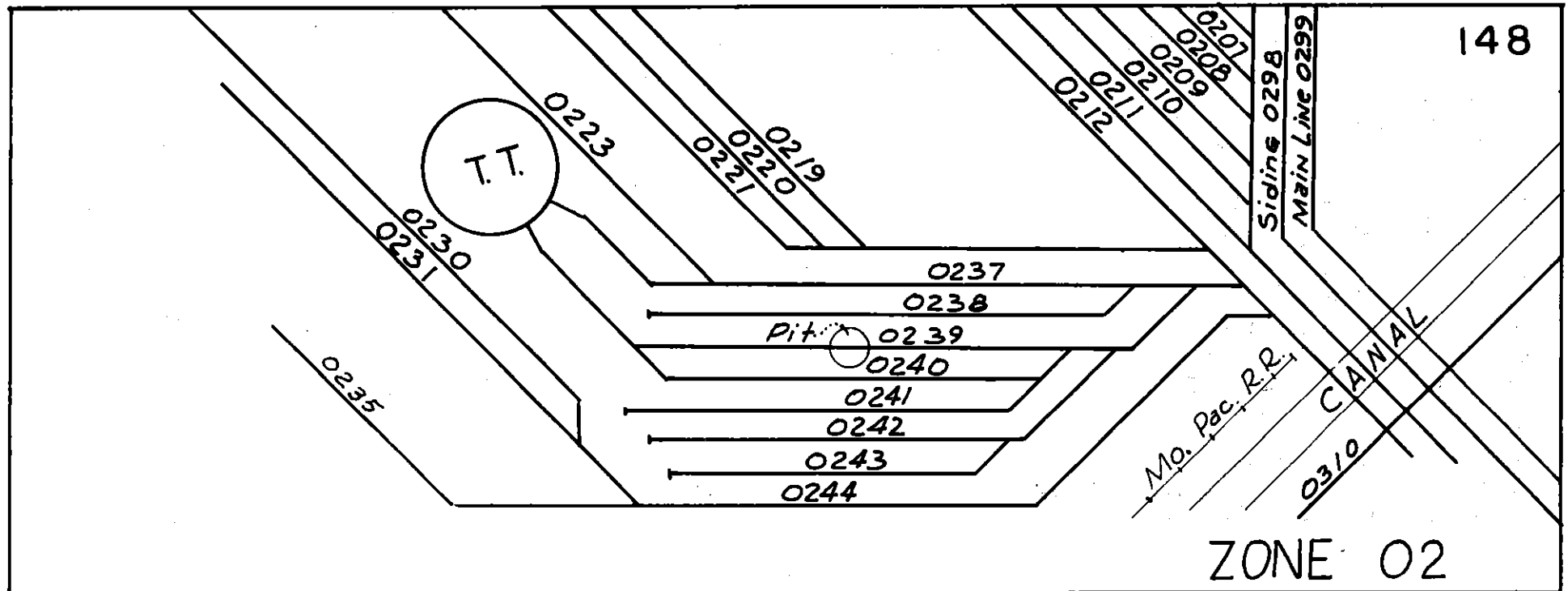
PAGE 145



ZONE 02 <ARKANSAS CITY, KS 52700> OKLAHOMA SUBDIVISION

- | | |
|-------------------------------------|-----------------------------------|
| 02 07 00 WEST TRACK NO 6 | 02 31 00 DSK DOCK TRACK |
| 02 08 00 WEST TRACK NO 5 | 02 35 00 TANK SHOP TRACK 2 |
| 02 09 00 WEST TRACK NO 4 | 02 36 00 TANK SHOP TRACK 1 |
| 02 10 00 WEST TRACK NO 3 | 02 37 00 WEST LEAD TRACK |
| 02 11 00 WEST TRACK NO 2 | 02 38 00 SAND SPUR TRACK |
| 02 12 00 OLD MAIN LINE | 02 39 00 MIDDLE LEAD TRACK |
| 02 13 00 OLD YARD TRACK NO 10 | 02 40 00 EAST LEAD TRACK |
| 02 14 00 OLD YARD TRACK NO 11 | 02 41 00 FUEL TRACK |
| 02 16 00 OLD YARD TRACK NO 13 | 02 42 00 LINE HOUSE TRACK |
| 02 17 00 OLD YARD TRACK NO 14 | 02 43 00 FUEL TRACK (TANK CARS) |
| 02 19 00 OLD YARD TRACK NO 16 COACH | 02 44 00 STOREHOUSE LEAD TRACK |
| 02 20 00 WEST RIP TRACK | 02 98 00 ARKANSAS CITY SIDING |
| 02 21 00 EAST RIP TRACK | 02 99 00 ARKANSAS CITY MAIN TRACK |
| 02 23 00 WHEEL HOIST TRACK | |
| 02 30 00 LAV. TRACK | |

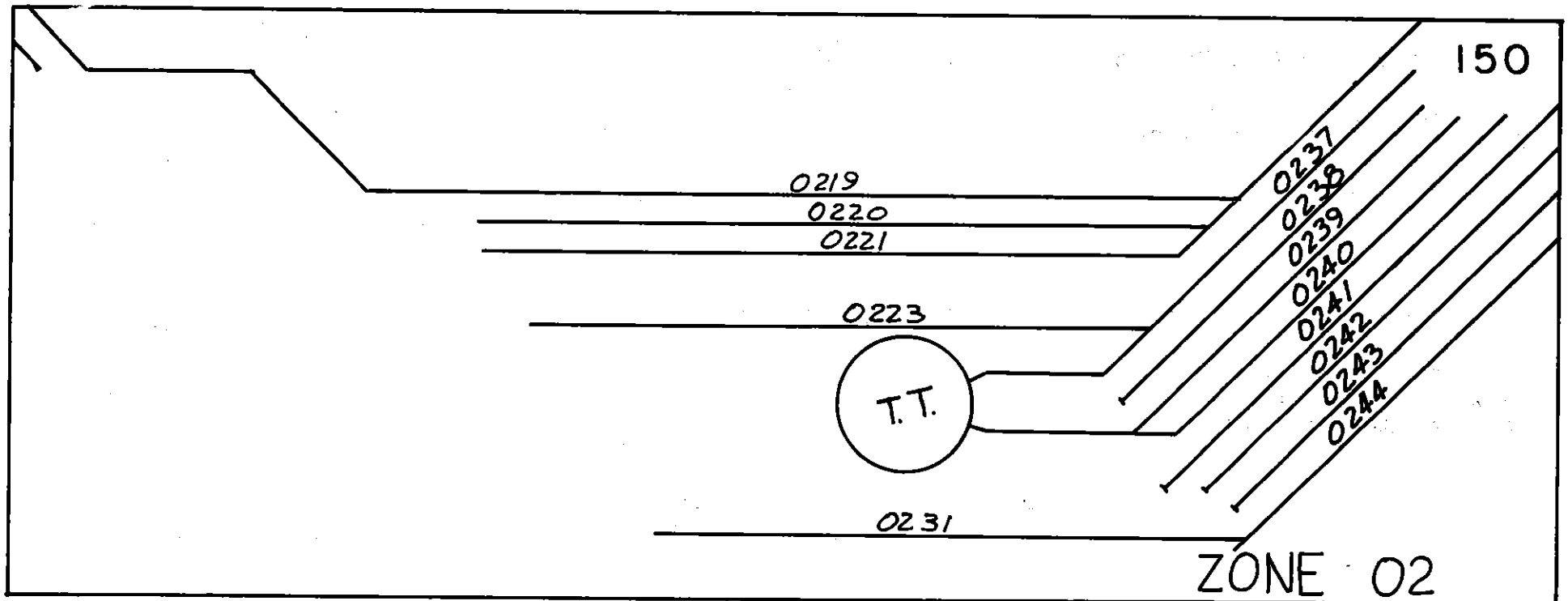
PAGE 147



ZONE 02 <ARKANSAS CITY, KS 52700> OKLAHOMA SUBDIVISION

- 02 16 00 OLD YARD TRACK NO 13
- 02 17 00 OLD YARD TRACK NO 14
- 02 19 00 OLD YARD TRACK NO 16 COACH
- 02 20 00 WEST RIP TRACK
- 02 21 00 EAST RIP TRACK
- 02 22 00 LEDGER WOOD SPUR TRACK
- 02 23 00 WHEEL HOIST TRACK
- 02 30 00 LAV. TRACK
- 02 31 00 DSK DOCK TRACK
- 02 37 00 WEST LEAD TRACK
- 02 38 00 SAND SPUR TRACK
- 02 39 00 MIDDLE LEAD TRACK
- 02 40 00 EAST LEAD TRACK
- 02 41 00 FUEL TRACK
- 02 42 00 LINE HOUSE TRACK
- 02 43 00 FUEL TRACK (TANK CARS)
- 02 44 00 STOREHOUSE LEAD TRACK

PAGE 149



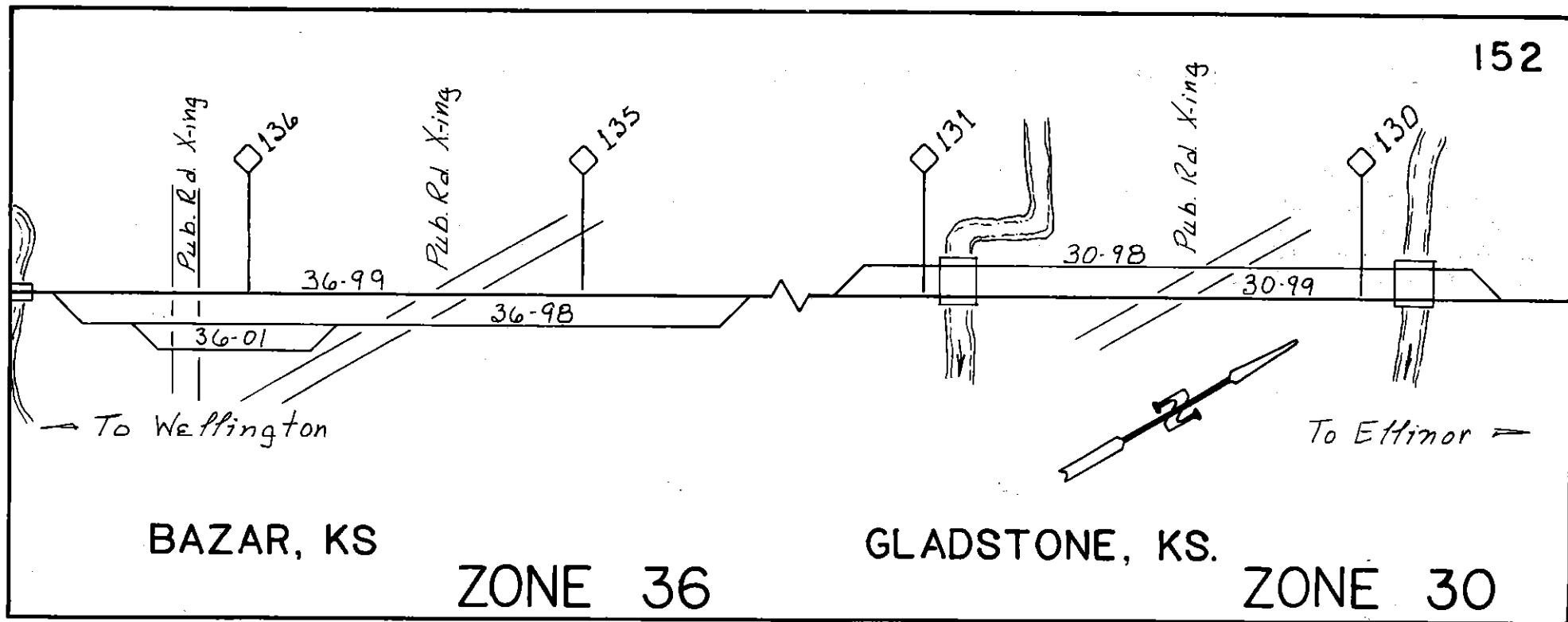
ZONE 30 < GLADSTONE, KS 55245 > FOURTH SUBDIVISION

30 98 00 GLADSTONE SIDING
30 99 00 GLADSTONE MAIN TRACK

ZONE 36 < BAZAR, KS 55240 > FOURTH SUBDIVISION

36 01 00 HOUSE TRACK
36 98 00 BAZAR SIDING
36 99 00 BAZAR MAIN TRACK

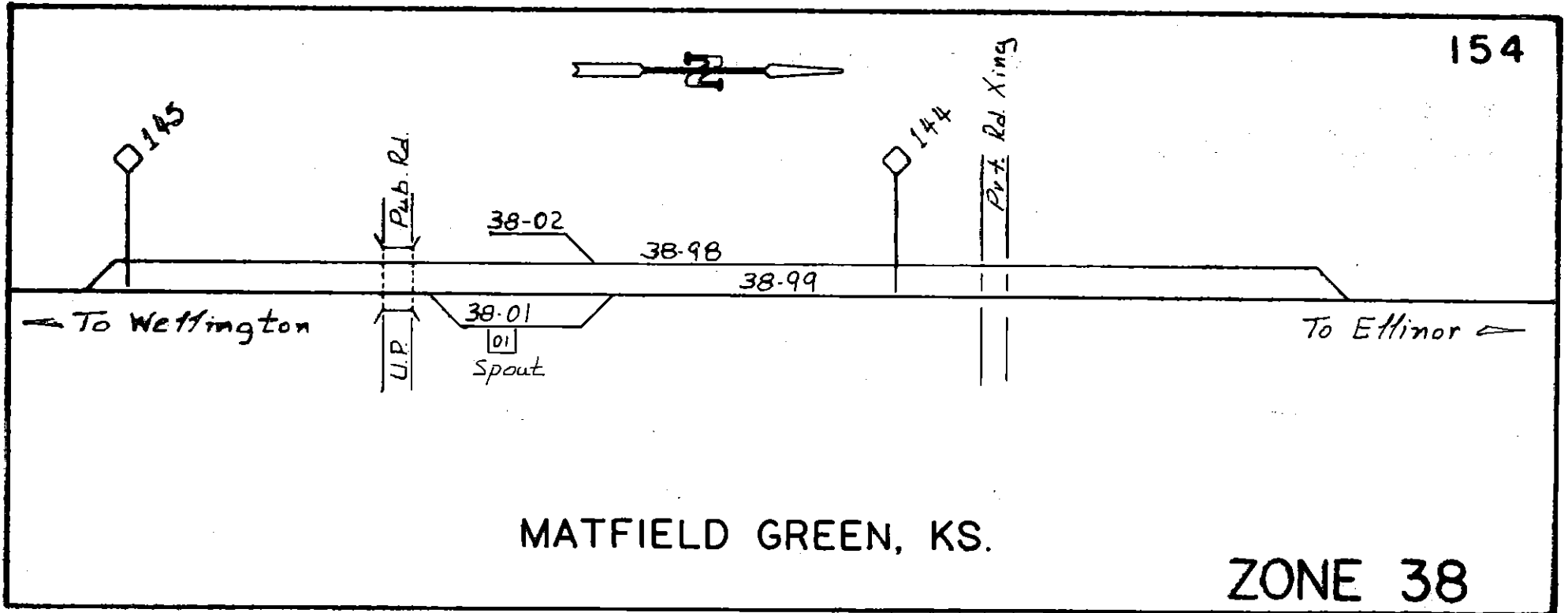
PAGE 151



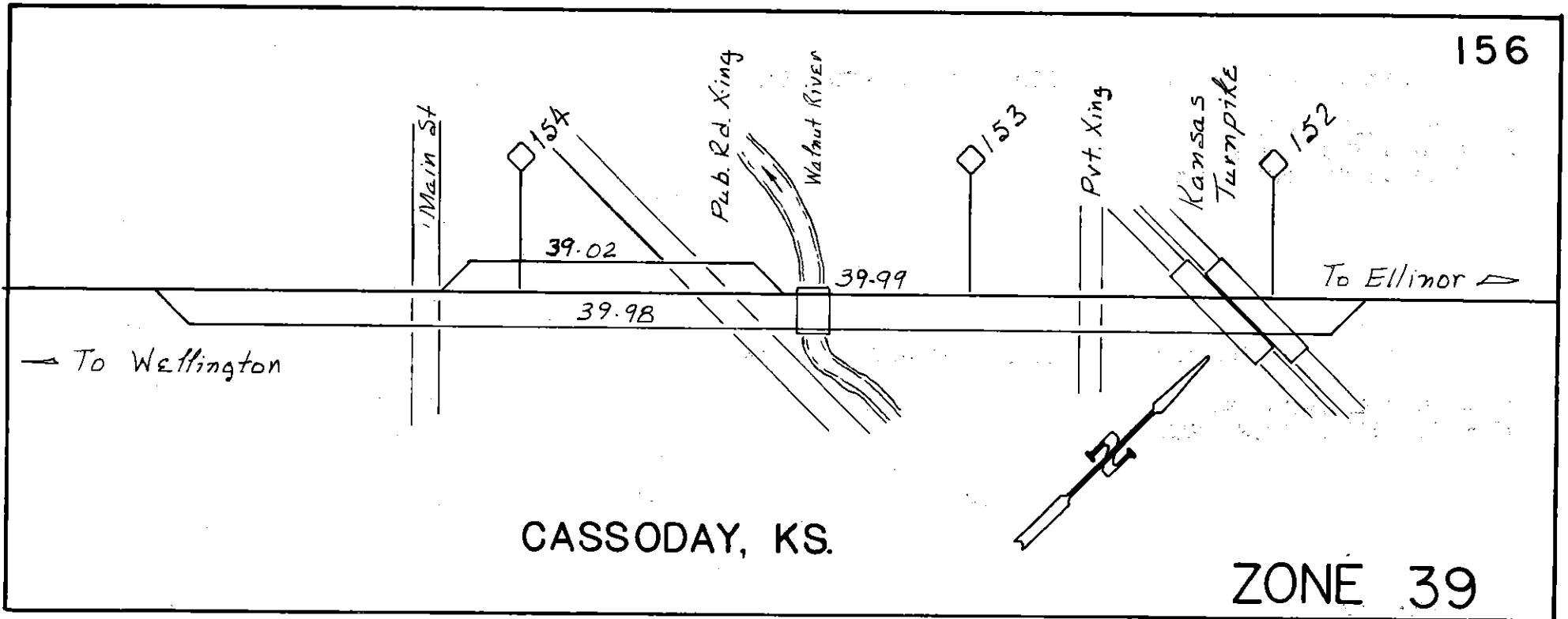
ZONE 38 <MATFIELD GREEN, KS 55230> FOURTH SUBDIVISION

- 38 01 00 HOUSE TRACK
- 01 ELEVATOR SPOUT
- 38 02 00 HOUSE SPUR
- 38 03 00 STOCK TRACK
- 38 98 00 MATFIELD GREEN SIDING
- 38 99 00 MATFIELD GREEN MAIN TRACK

PAGE 153



- 39 02 00 STOCK TRACK
- 39 98 00 CASSODAY SIDING
- 39 99 00 CASSODAY MAIN TRACK



ZONE 41 < AIKMAN, KS

55220 > FOURTH SUBDIVISION

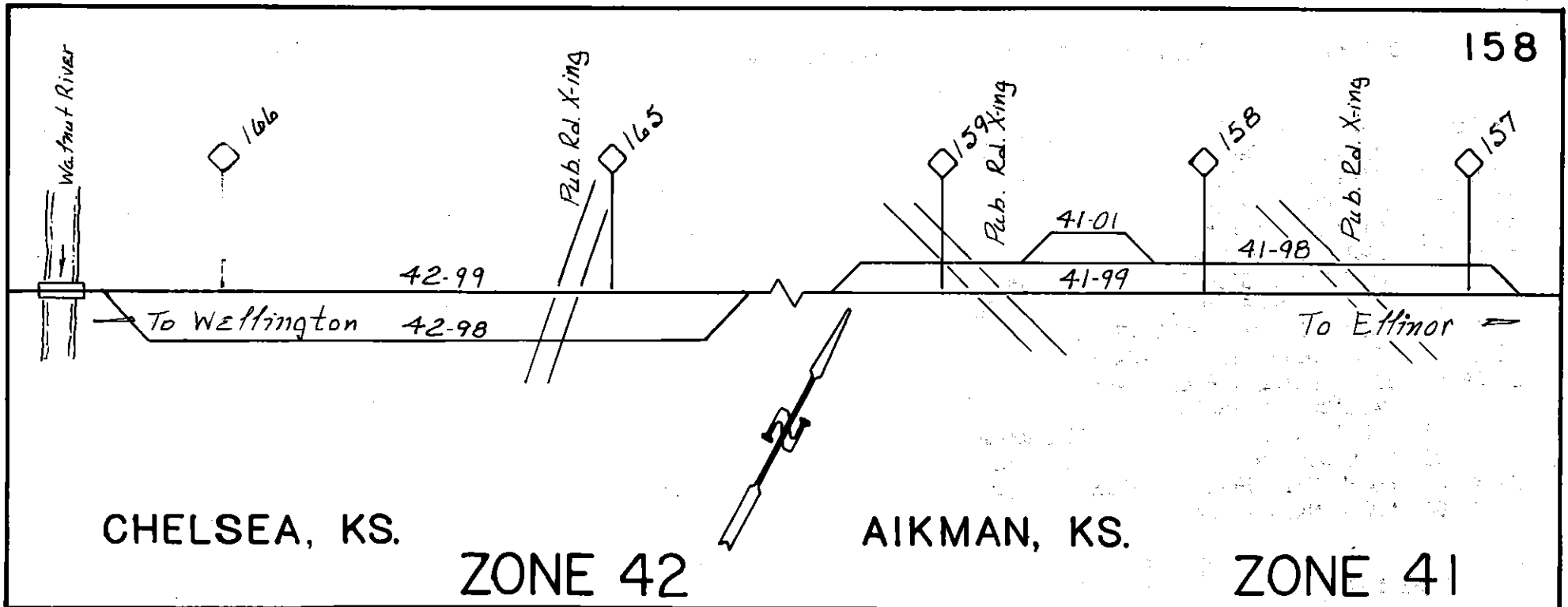
- 41 01 00 STOCK TRACK
- 41 98 00 AIKMAN SIDING
- 41 99 00 AIKMAN MAIN TRACK

ZONE 42 < CHELSEA, KS

55212 > FOURTH SUBDIVISION

- 42 98 00 CHELSEA SIDING
- 42 99 00 CHELSEA MAIN TRACK

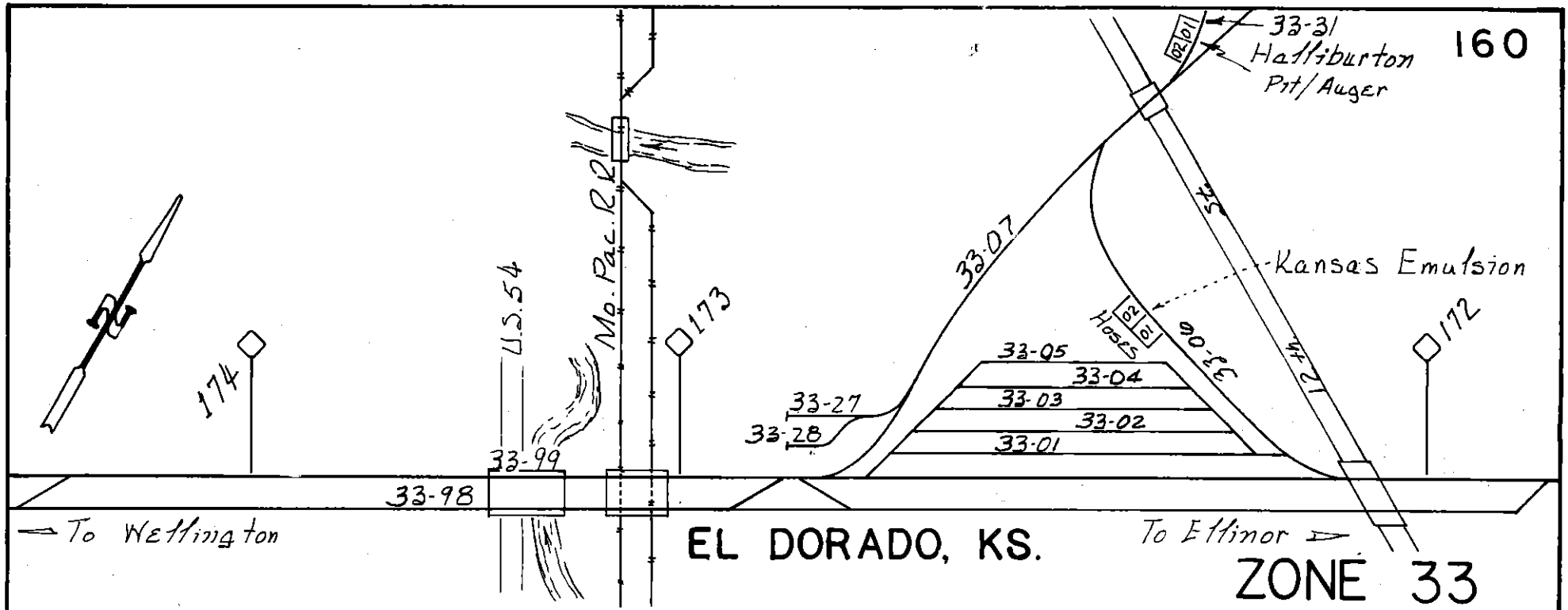
PAGE 157



ZONE 33 < EL DORADO, KS 55200 > FOURTH SUBDIVISION

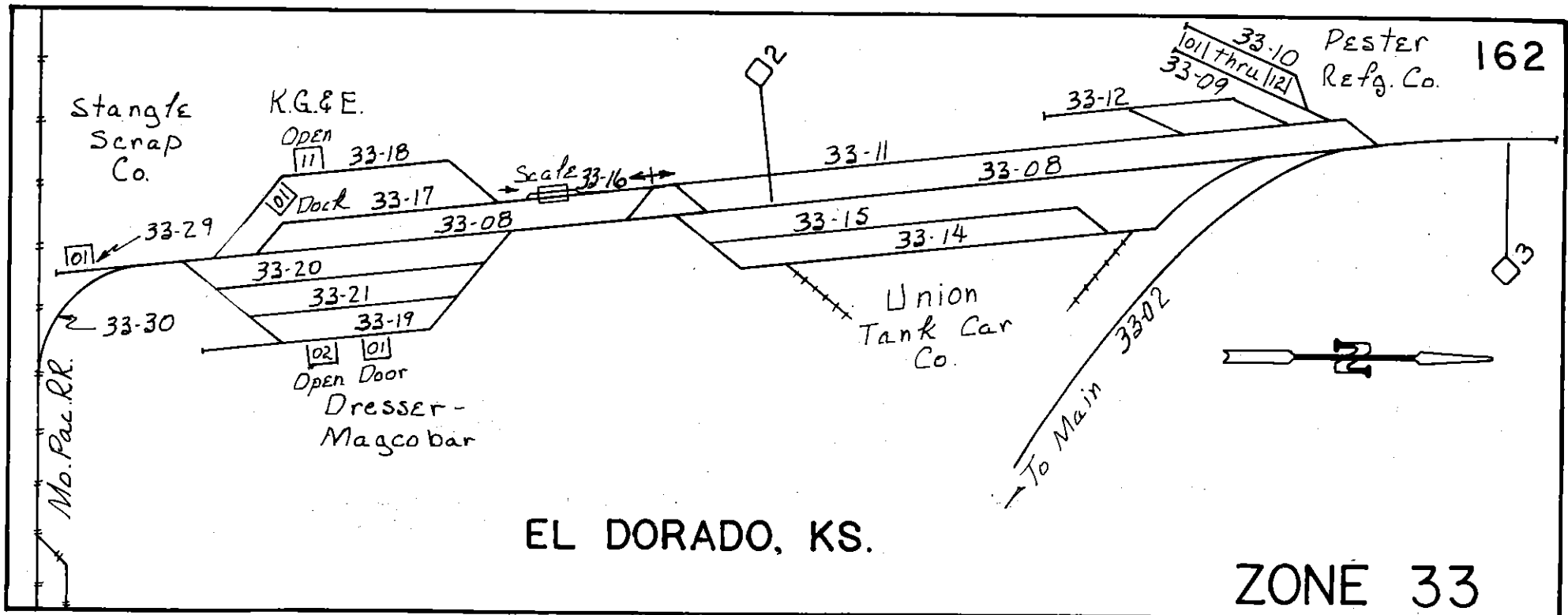
- 33 01 00 OLD NO. 1 TRACK
- 33 02 00 OLD NO. 2 TRACK
- 33 03 00 OLD NO. 3 TRACK
- 33 04 00 OLD NO. 4 TRACK
- 33 05 00 OLD NO. 5 TRACK
- 33 06 00 NORTH LEG OF WYE
 - 01 KANSAS EMULSION CO HOSE
 - 02 KANSAS EMULSION CO HOSE
- 33 07 00 SOUTH LEG WYE, BELT TRACK
- 33 27 00 WEST ENGINE TIE UP TRACK
- 33 28 00 EAST ENGINE TIE UP TRACK
- 33 31 00 HALLIBURTON TRACK
 - 01 HALLIBURTON PIT/AUGER
 - 02 HALLIBURTON PIT/AUGER
- 33 98 00 SOUTH MAIN TRACK - SIDING
- 33 99 00 NORTH MAIN TRACK

PAGE 159



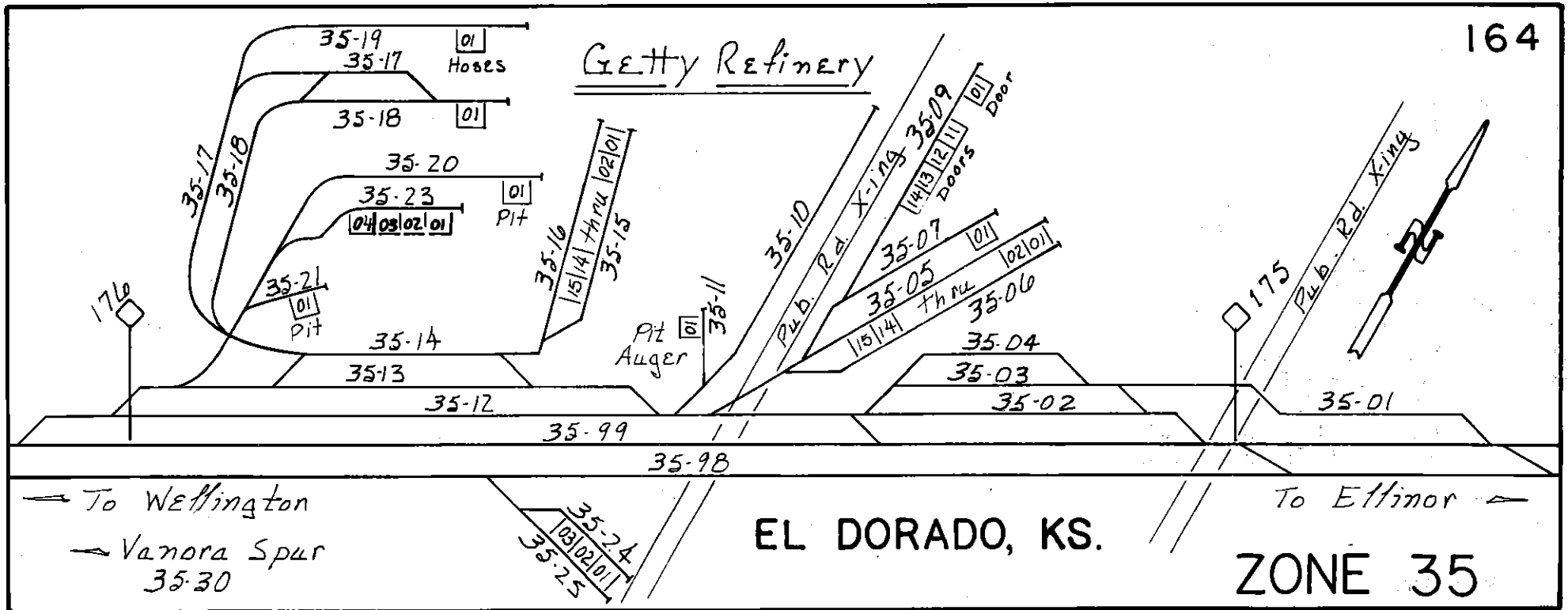
33 02 00 OLD NO. 2 TRACK
 33 08 00 NO. YD MAIN-NO. YD TAIL TRACK
 33 09 00 EAST RACK TRACK
 01 PESTER REFINING CO ANTI-KNOCK
 02 PESTER REFINING CO RACK
 THRU (11 CAR SPOT) RACK
 12 PESTER REFINING CO RACK
 33 10 00 WEST RACK TRACK
 01 PESTER REFINING CO RACK
 THRU (12 CAR SPOT) RACK
 12 PESTER REFINING CO RACK
 33 11 00 WEST STORAGE TRACK
 33 12 00 STUB NO. 2 TRACK
 33 14 00 UNION TANK CAR TRACK EAST LEASED
 33 15 00 UNION TANK CAR TRACK WEST LEASED

33 16 00 SCALE TRACK
 33 17 00 TEAM NO. 1 TRACK
 33 18 00 INDUSTRY TRACK
 01 DOCK PATRONS DOCK
 11 K G & E OPEN
 33 19 00 OLD STOCK TRACK
 01 DRESSER-MAGCOBAR DOOR
 02 DRESSER-MAGCOBAR OPEN
 33 20 00 PASSING TRACK
 33 21 00 TEAM NO. 2 TRACK
 33 29 00 STANGLE SCRAP CO AT END OF 73 08
 01 STANGLE SCRAP CO OPEN
 33 30 00 M P INTERCHANGE TRACK



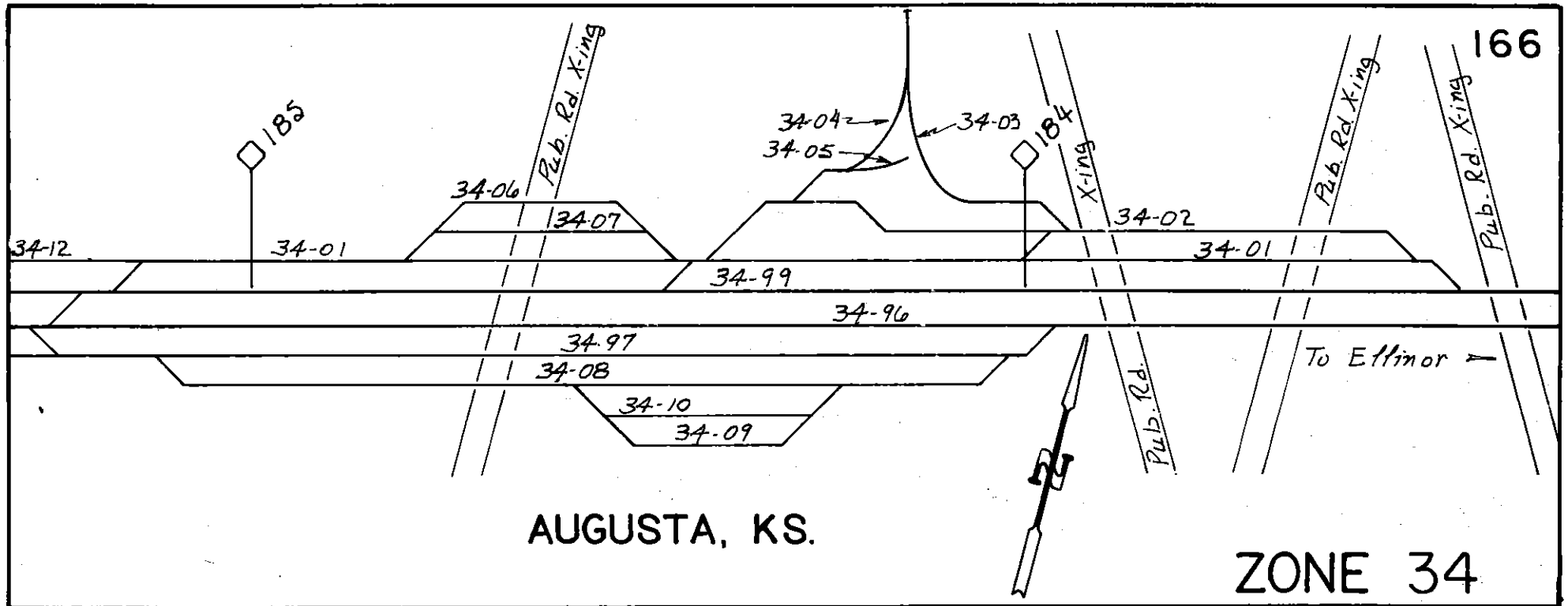
35 01 00 NEW PASSING TRACK	35 13 00 BACK TRACK	35 21 00 WELLS SPUR
35 02 00 SHORT PASS	35 14 00 BACK TRACK POCKET	01 PIT
35 03 00 MIDDLE TRACK	35 15 00 TEXACO NO. 5 TRACK	35 23 00 TEXACO NO. 8 TRACK
35 04 00 WATER TRACK	01 TEXACO OPEN	01 TEXACO OPEN
35 05 00 CLEAN NO. 2 TRACK	THRU (15 CAR SPOT) OPEN	THRU (4 CAR SPOT) OPEN
35 06 00 CLEAN NO. 1 TRACK	15 TEXACO OPEN	04 TEXACO OPEN
35 07 00 UNION TANK RIP TRACK	35 16 00 TEXACO NO. 6 TRACK	35 24 00 NORTH PHENOL TRACK
01 UNION TANK RIP OPEN	01 TEXACO OPEN	01 PHENOL OPEN
35 09 00 LUBE NO. 2 TRACK	THRU (15 CAR SPOT) OPEN	02 PHENOL OPEN
01 GETTY REFINERY DOOR	15 TEXACO OPEN	03 PHENOL OPEN
11 GETTY REFINERY DOOR	35 17 00 COKE NO. 2 TRACK	35 25 00 SOUTH PHENOL TRACK
THRU (4 CAR SPOT) DOOR	35 18 00 COKE NO. 1 TRACK	01 PHENOL OPEN
14 GETTY REFINERY DOOR	01 TEXACO OPEN	02 PHENOL OPEN
35 10 00 TEXACO NO. 3 TRACK	35 19 00 LEAD SPUR	03 PHENOL OPEN
35 11 00 LIME SPUR	01 TEXACO HOSE	35 30 00 VANORA SPUR
01 PIT/AUGER	35 20 00 KELLOGG SPUR	35 98 00 SOUTH MAIN TRACK
35 12 00 LONG PASS	01 TEXACO PIT	35 99 00 NORTH MAIN TRACK

PAGE 163



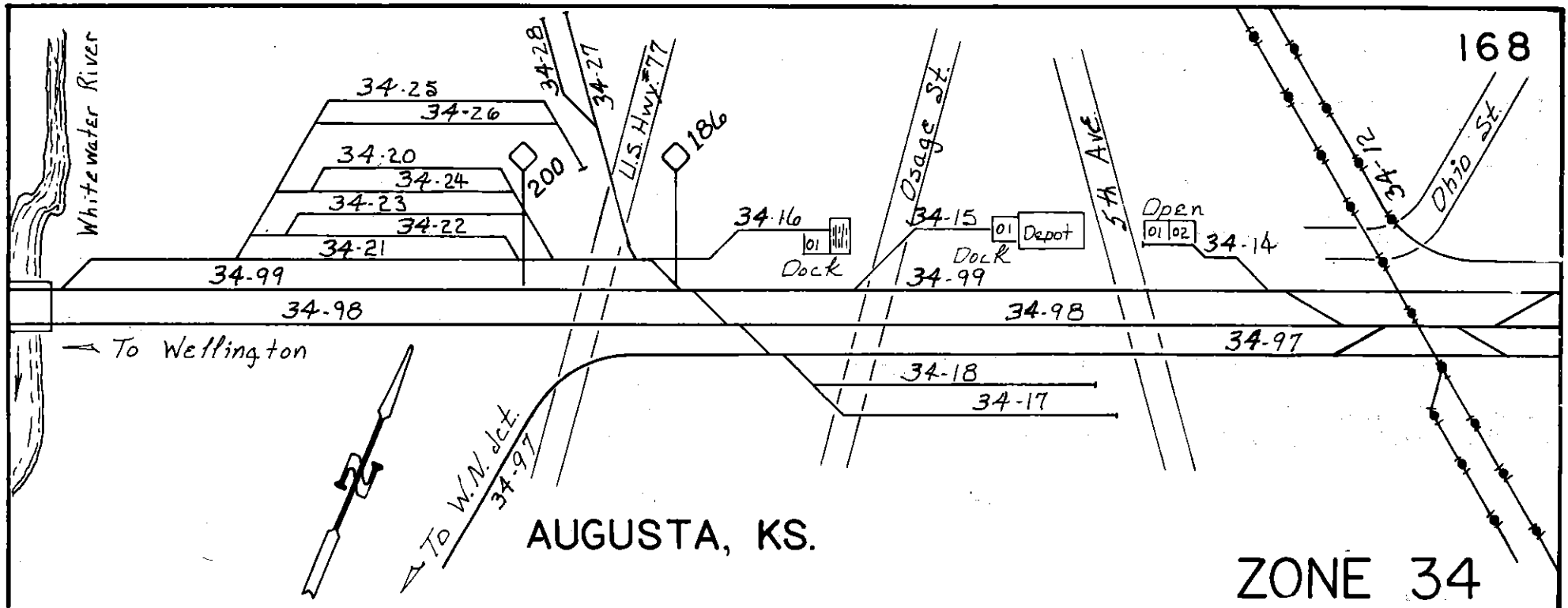
- 34 01 00 WESTWARD SIDING
- 34 02 00 WEST STORAGE
- 34 03 00 NORTH LEG OF WYE
- 34 04 00 SOUTH LEG OF WYE
- 34 05 00 MOBIL REPAIR TRACK
- 34 06 00 WESTBOUND NO. 2 TRACK
- 34 07 00 WESTBOUND NO. 1 TRACK
- 34 08 00 SHORT EAST PASS
- 34 09 00 EASTBOUND NO. 2 TRACK
- 34 10 00 EASTBOUND NO. 1 TRACK
- 34 12 00 B N INTERCHANGE TRACK
- 34 13 00 CRISS CONCRETE SPUR
 - 01 CRISS CONCRETE AUGER/PIT
- 34 98 00 AUGUSTA SOUTH MAIN TRACK
- 34 99 00 AUGUSTA NORTH MAIN TRACK

PAGE 165



34 12 00 B N INTERCHANGE TRACK
 34 14 00 NORTH HOUSE TRACK
 01 TEAM TRACK PATRONS OPEN
 34 15 00 SOUTH HOUSE TRACK
 01 TEAM TRACK PATRONS OPEN
 34 16 00 SOUTH DOCK TRACK
 01 TEAM TRACK DOCK PATRONS DOCK
 34 17 00 DEPOT TRACK NO 5
 34 18 00 DEPOT TRACK NO 4
 34 20 00 MOBIL TRACK NO 5
 34 21 00 MOBIL TRACK NO 1
 34 22 00 MOBIL TRACK NO 2
 34 23 00 MOBIL TRACK NO 3
 34 24 00 MOBIL TRACK NO 4
 34 25 00 WEST RACK TRACK
 01 MOBIL RACK
 THRU (15 CAR SPOT) RACK
 15 MOBIL RACK

34 26 00 EAST RACK TRACK
 01 MOBIL RACK
 THRU (15 CAR SPOT) RACK
 15 MOBIL RACK
 34 27 00 NORTH LOADING TRACK
 01 MOBIL DOCK
 THRU (6 CAR SPOT) DOCK
 06 MOBIL DOCK
 34 28 00 SOUTH LOADING TRACK
 01 MOBIL DOCK
 THRU (6 CAR SPOT) DOCK
 06 MOBIL DOCK
 34 97 00 DOUGLASS SUBDIV. MAIN TRACK
 34 98 00 SOUTH MAIN TRACK
 34 99 00 NORTH MAIN TRACK



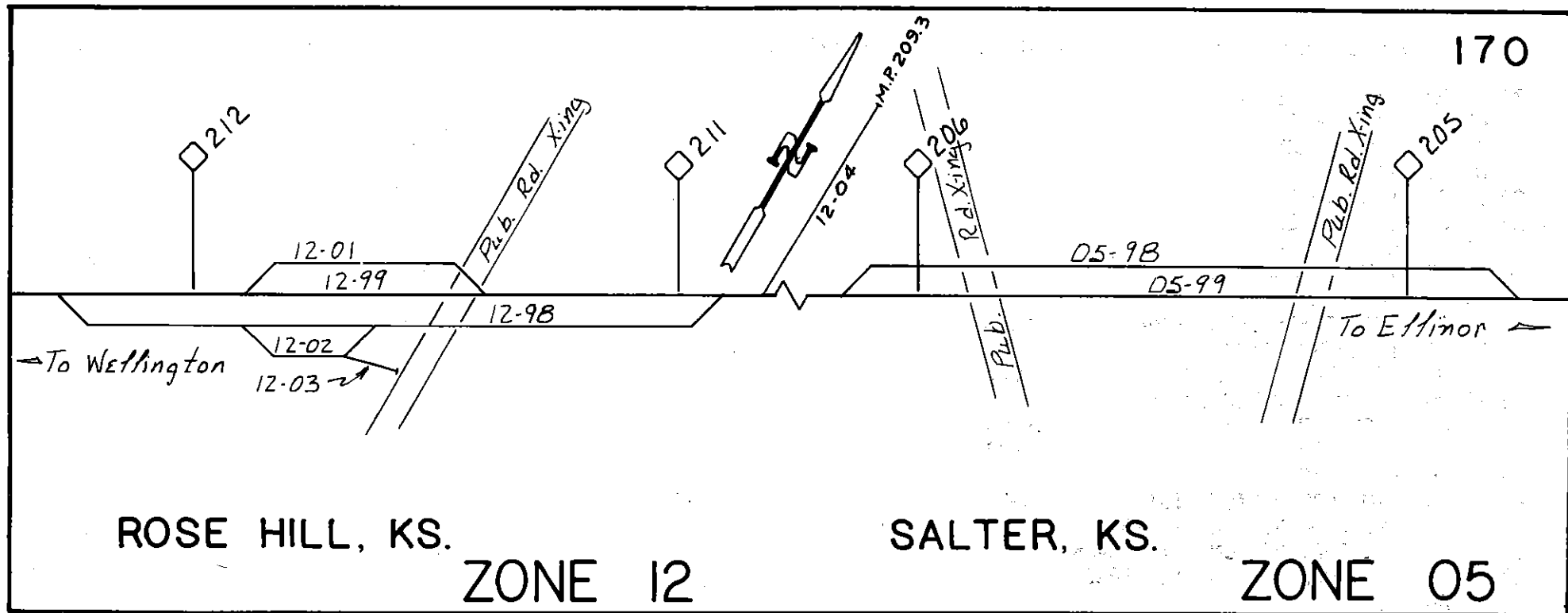
ZONE 12 < ROSE HILL, KS 54680 > FOURTH SUBDIVISION

- 12 01 00 HOUSE TRACK
- 12 02 00 STOCK TRACK
- 12 03 00 STOCK SPUR
- 12 04 00 K G & E SPUR (MP 209.3)
- 12 98 00 ROSE HILL SIDING
- 12 99 00 ROSE HILL MAIN TRACK

ZONE 05 < SALTER, KS 54685 > FOURTH SUBDIVISION

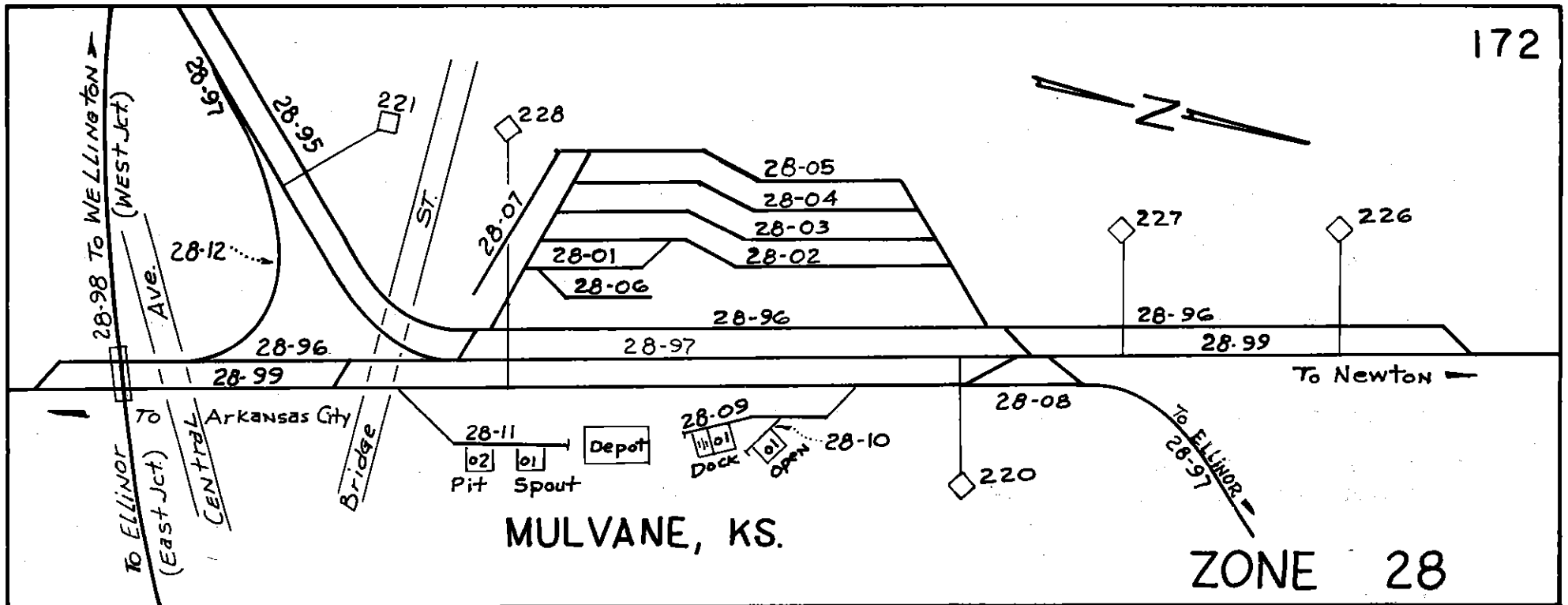
- 05 98 00 SALTER SIDING
- 05 99 00 SALTER MAIN TRACK

PAGE 169



- 28 01 00 YARD POCKET TRACK
- 28 02 00 YARD TRACK
- 28 03 00 YARD TRACK
- 28 04 00 YARD TRACK
- 28 05 00 YARD TRACK
- 28 06 00 YARD TRACK
- 28 07 00 STOCK TRACK
- 28 08 09 INTERCHANGE TRACK
- 28 09 00 DOCK TRACK
- 01 TEAM TRACK DOCK PATRONS DOCK
- 28 10 00 INDUSTRY TRACK
- 01 TEAM TRACK PATRONS OPEN
- 28 11 00 SOUTH ELEVATOR TRACK
- 01 ELEVATOR SPOUT
- 02 ELEVATOR PIT
- 28 12 00 WYE TRACK
- 28 95 00 4TH SUBDIVISION SIDING
- 28 96 00 3RD SUBDIVISION SIDING
- 28 97 00 4TH SUBDIVISION MAIN TRACK
- 28 99 00 3RD SUBDIVISION MAIN TRACK

PAGE 171



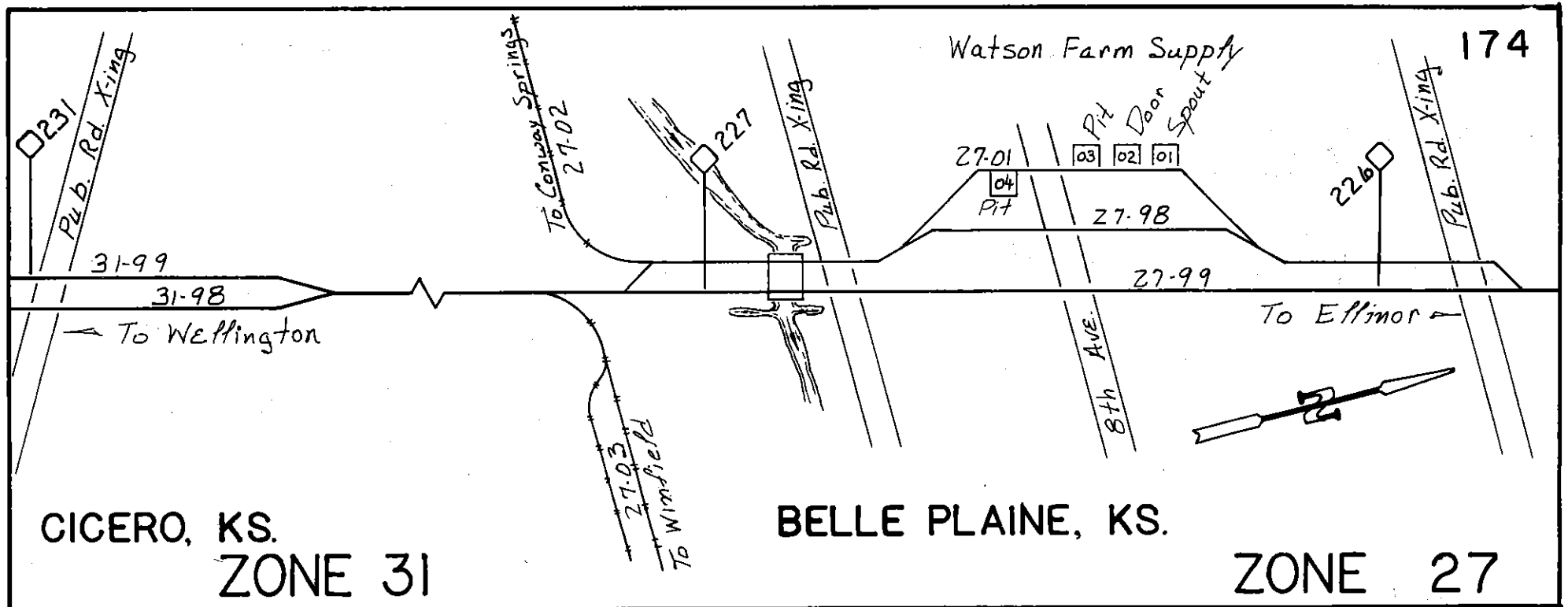
ZONE 27 < BELLE PLAINE, KS 54610 > FOURTH SUBDIVISION

- 27 01 00 WATSON FARM SUPPLY TRACK
- 01 WATSON FARM SUPPLY SPOUT
- 02 WATSON FARM SUPPLY DOOR
- 03 WATSON FARM SUPPLY PIT
- 04 WATSON FARM SUPPLY PIT
- 27 02 00 BELLE PLAINE TRACK
- 27 03 00 M P INTERCHANGE TRACK
- 27 98 00 BELLE PLAINE SIDING
- 27 99 00 BELLE PLAINE SIDING

ZONE 31 < CICERO, KS 54600 > FOURTH SUBDIVISION

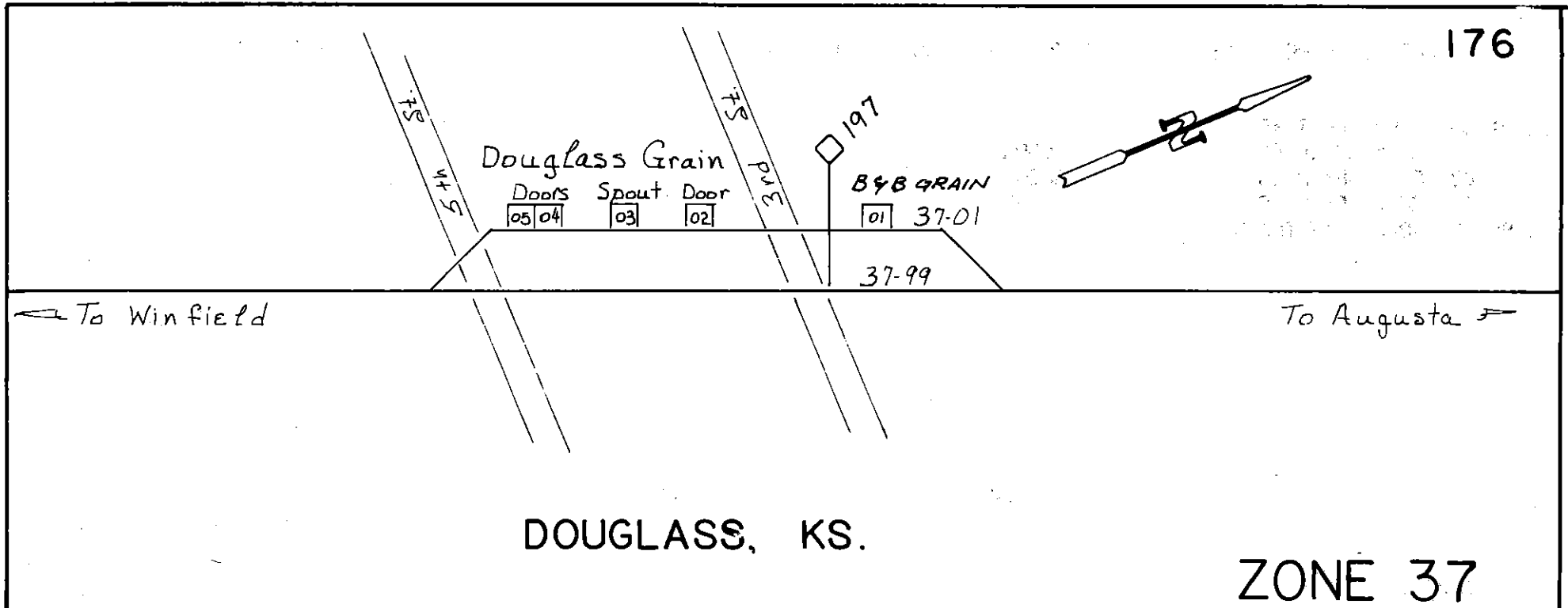
- 31 98 00 CICERO SOUTH MAIN TRACK
- 31 99 00 CICERO NORTH MAIN TRACK

PAGE 173



- 37 01 00 ELEVATOR TRACK
- 01 B & G GRAIN CO SPOUT
- 02 DOUGLASS GRAIN CO DOOR
- 03 DOUGLASS GRAIN CO SPOUT
- 04 DOUGLASS GRAIN CO DOOR
- 05 DOUGLASS GRAIN CO DOOR
- 37 99 00 DOUGLASS MAIN TRACK

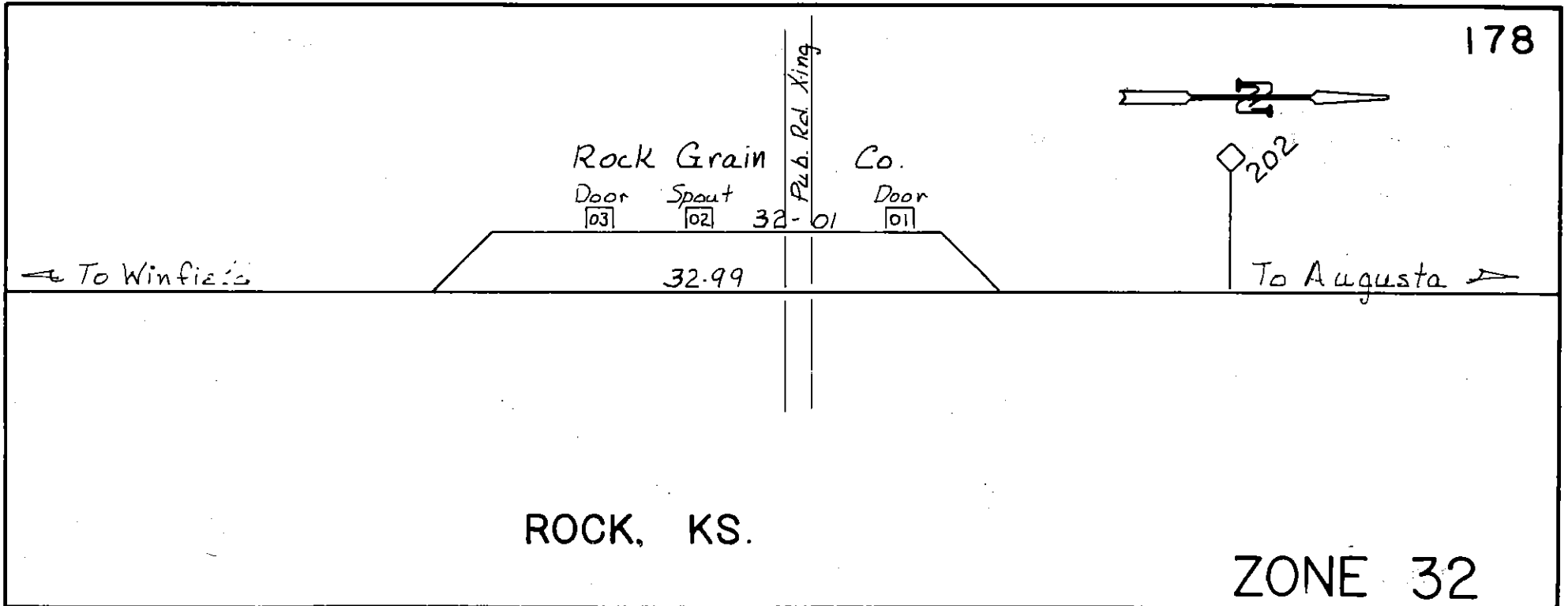
PAGE 175



- 32 01 00 ELEVATOR TRACK
- 01 ROCK GRAIN CO
- 02 ROCK GRAIN CO
- 03 ROCK GRAIN CO
- 32 99 00 ROCK MAIN TRACK

- DOOR
- SPOUT
- DOOR

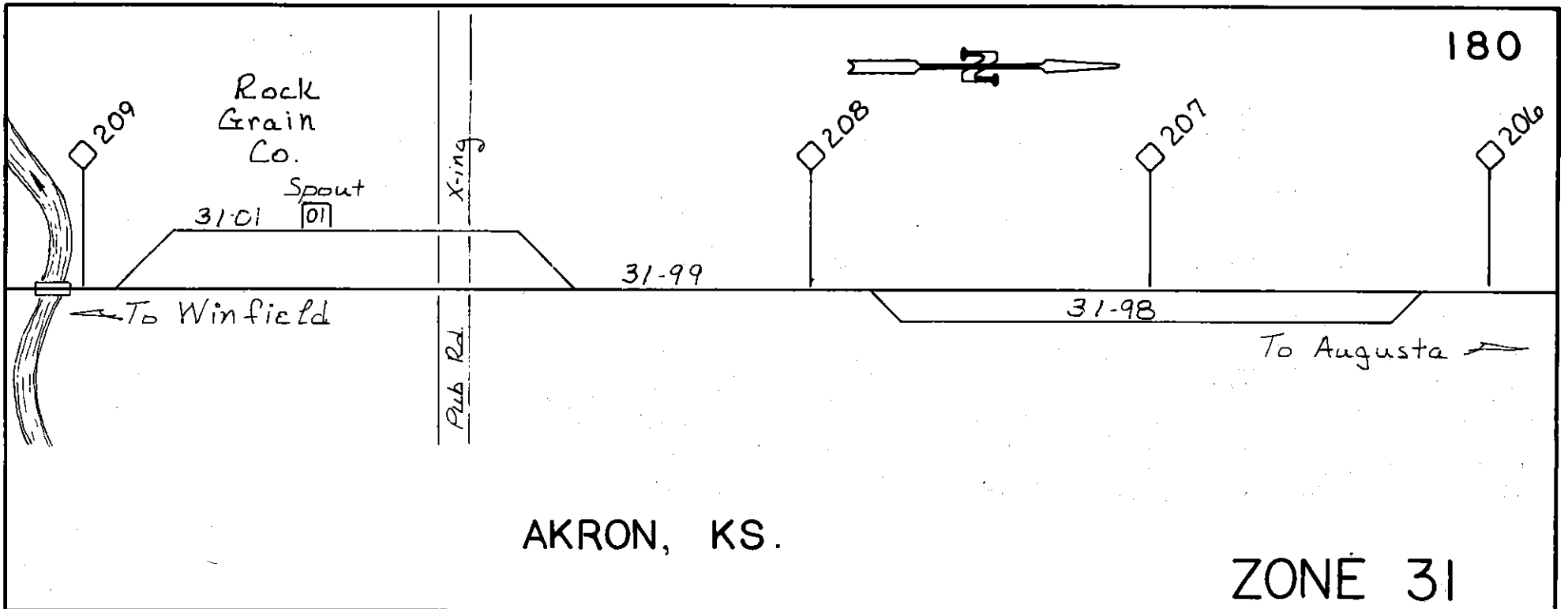
PAGE 177



- 31 01 00 ELEVATOR TRACK
- 01 ROCK GRAIN CO
- 31 98 00 AKRON SIDING
- 31 99 00 AKRON MAIN TRACK

SPOUT

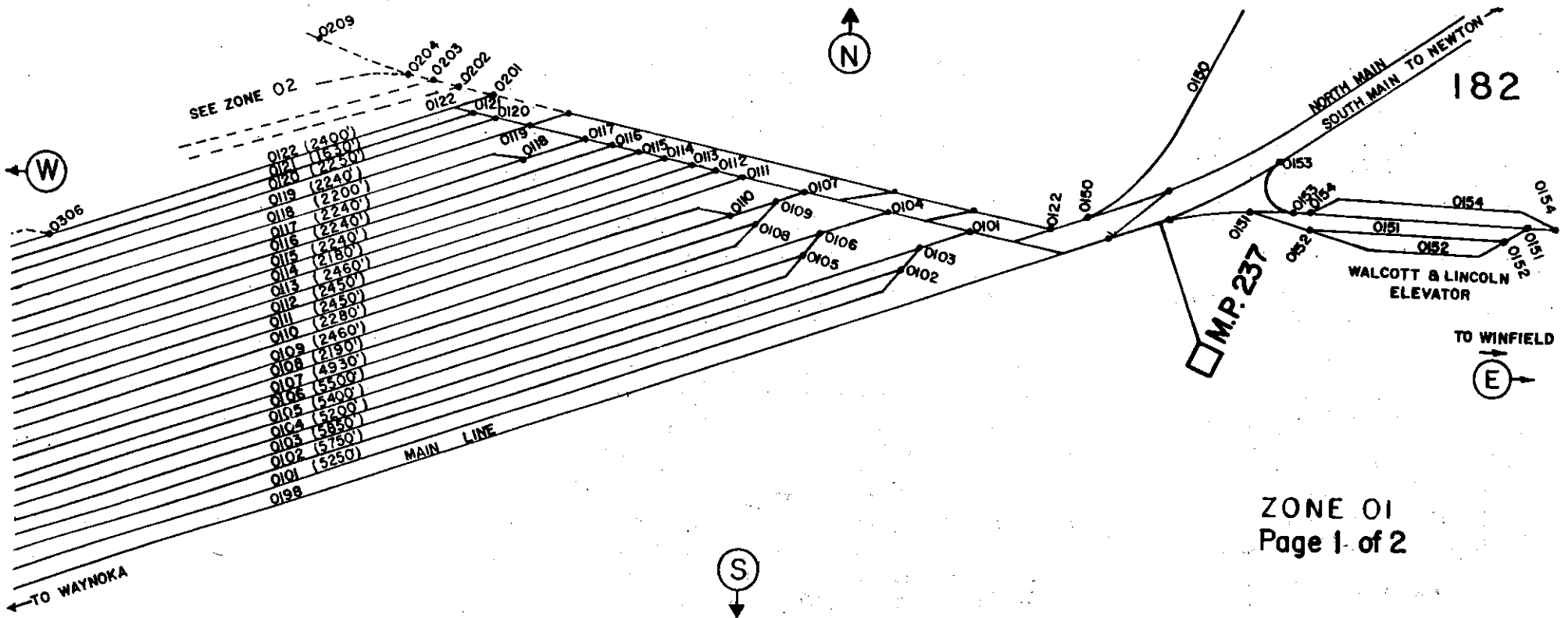
PAGE 179



ZONE ONE < WELLINGTON 54600 > PLAINS DIVISION FIRST SUBDIVISION

01 01 00	YARD TRACK NO 1	(5250')	01 17 00	YARD TRACK NO 17	(2240')
01 02 00	YARD TRACK NO 2	(5750')	01 18 00	YARD TRACK NO 18	(2200')
01 03 00	YARD TRACK NO 3	(5850')	01 19 00	YARD TRACK NO 19	(2240')
01 04 00	YARD TRACK NO 4	(5200')	01 20 00	SCALE TRACK	(2250')
01 05 00	YARD TRACK NO 5	(5400')	01 21 00	YARD TRACK NO 21	(1630')
01 06 00	YARD TRACK NO 6	(5500')	01 22 00	YARD TRACK EE YARDS OFF 0199	
01 07 00	YARD TRACK NO 7	(5400')		YD LEAD OFF WBM EE YARDS	
	AND LEAD TO 0106 TO 0114 W.E.		01 50 00	YD SWITCH TAIL TRACK EE YDS	
01 08 00	YARD TRACK NO 8		01 51 00	WOLCOTT LINCOLN NORTH ELEV TRK	
01 09 00	YARD TRACK NO 9	(2460')		(PINCH WEST - 11 CH'S)	
01 10 00	YARD TRACK NO 10	(2280')	01 52 00	WOLCOTT LINCOLN SOUTH ELEV TRK	
01 11 00	YARD TRACK NO 11	(2450')		(PINCH EAST - 14 CH'S)	
01 12 00	YARD TRACK NO 12	(2450')	01 53 00	WYE LEG OFF EBM CHANUTE SUBDIV	
01 13 00	YARD TRACK NO 13	(2460')	01 54 00	PASS TRACK OFF CHANUTE SUBDIV	
01 14 00	YARD TRACK NO 14	(2180')	01 98 00	WELLINGTON MAIN TRACK	
01 15 00	YARD TRACK NO 15	(2240')			
01 16 00	YARD TRACK NO 16	(2240')			

PAGE 181

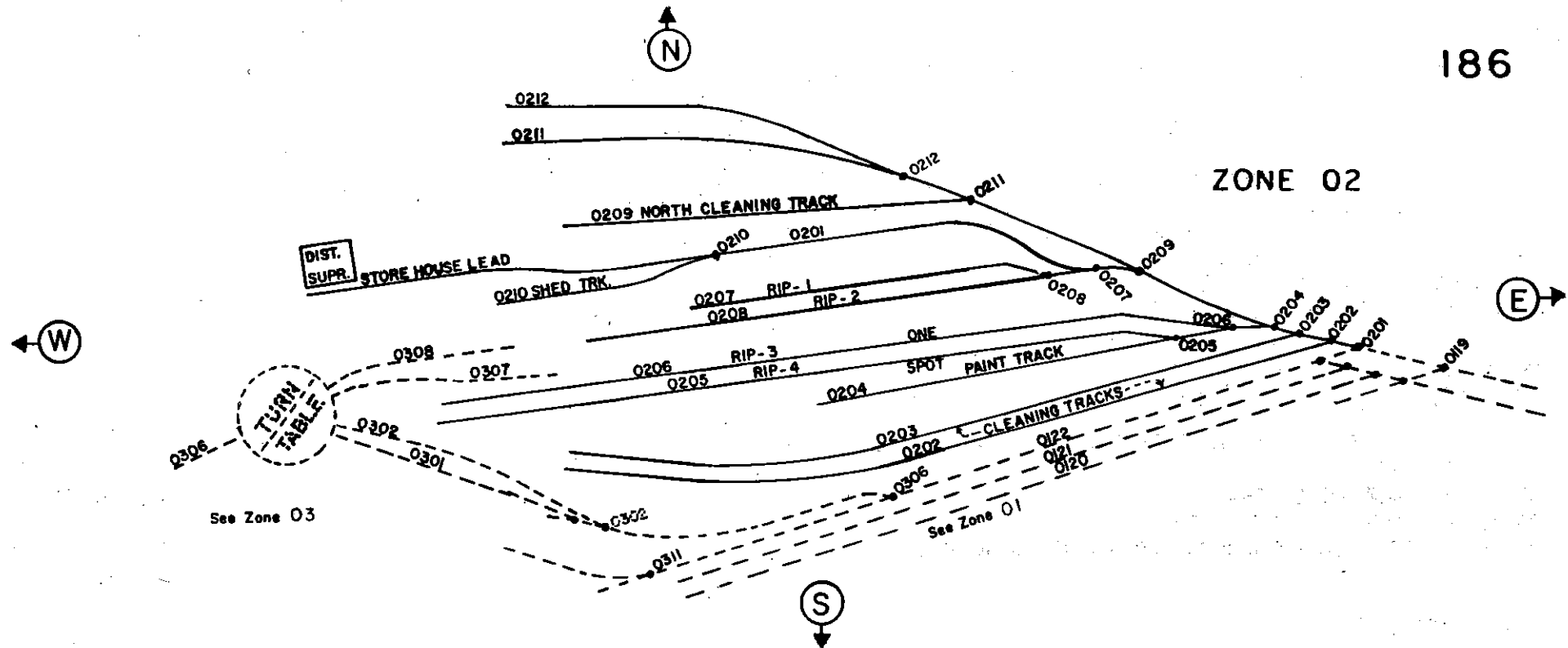


ZONE TWO < WELLINGTON 54600 > PLAINS DIVISION FIRST SUBDIVISION

***** RIP TRACK AREA *****

- 02 01 00 LEAD TO RIP OFF OF YD TRACK
0122 AND STOREHOUSE TRACK
- 02 02 00 CLEANING TRACK NO 1
- 02 03 00 CLEANING TRACK NO 2
- 02 04 00 PAINT TRACK
- 02 05 00 RIP TRACK NO 4 ONE SPOT
- 02 06 00 RIP TRACK NO 3 ONE SPOT
- 02 07 00 RIP TRACK NO 1
- 02 08 00 RIP TRACK NO 2
- 02 09 00 NORTH CLEANING TRACK BY MAIL SPUR
- 02 10 00 SHED TRACK STOREHOUSE AREA
- 02 11 00 SOUTH TOFC TRACK
- 02 12 00 NORTH TOFC TRACK

PAGE 185



ZONE THREE < WELLINGTON 54600 > PLAINS DIVISION FIRST SUBDIVISION

***** ROUNDHOUSE AREA *****

- 03 01 00 ROUNDHOUSE LEAD OFF OF YARD TRACK 0122
- 03 02 00 ENGINE WASH TRACK
- 03 03 00 ENGINE SERVICE TRACK, SOUTH TRACK
- 03 04 00 COACH YARD TRACK, NORTH TRACK
- 03 05 00 ENGINE FUEL TRACK
- 03 06 00 NORTH ENGINE SERVICE TRACK
- 03 07 00 MACHINE SHOP OUTSIDE
- 03 08 00 MACHINE SHOP INSIDE
- 03 09 00 DIESEL FUEL UNLOADING SPUR
- 03 10 00 THORP SPUR
- 03 11 00 YD LEAD RH AREA TO DERRICK TRK AND DERRICK TRACK
- 03 12 00 WASHING TRACK
- 03 13 00 SAND HOUSE TRACK
- 03 15 00 WASHING STORAGE TRACK
- 03 16 00 LEAD TO ROUNDHOUSE AREA OFF TRACK 0123

PAGE 187

