


# WABASH TIME TABLES

CORRECTED TO OCTOBER 10, 1937



# WABASH TIME TABLES

CORRECTED TO OCTOBER 10, 1937



Only the  
Wabash  
Offers

.. the convenience of  
Delmar Station in ..

ST. LOUIS



# Why 10,000 Passengers Use Delmar Station Every Month

**Convenient Location.** 6001 Delmar Boulevard, in the heart of the West End District of St. Louis.

**Saves Time.** Passengers arriving in St. Louis may leave train here and be at their destination before train reaches Union Station. Leaving St. Louis, trains stop here 14 minutes after leaving Union Station.

**Accessible.** Easily reached to and from any place west of Grand Boulevard. Street cars, buses, and service cars stop at the station every minute or two. Taxicabs always available.

**Parking Spaces Plentiful.** No traffic jams in this area. Automobiles may also be parked in garage nearby, at very reasonable charge.

**Thru Service.** Between Delmar Station and Chicago, Detroit, Toledo, Omaha, Des Moines, Kansas City, Denver, San Francisco, Los Angeles, and hundreds of other intermediate cities.

**Sleeping Cars Ready at 9:30.** Chicago and Kansas City passengers for the mid-night trains may retire here any time during the evening.

**Ticket Office Open Continuously** from 6:30 am to 12:30 midnight. Information and tickets may be obtained at any time.

## AIR-CONDITIONED CARS ON ALL WABASH TRAINS

# CHICAGO ST. LOUIS

Wabash standard trains between these two great cities offer a high degree of comfort with safety and speed.

The heavy all-steel cars provide easy riding qualities that are exceptionally smooth.

Schedules are fast, as fast as 4 hours, 55 minutes.

Electric signals, automatic devices and efficient operation of trains, afford the highest degree of safety.

And the Wabash is noted for its delicious meals and splendid dining car service.

**FINEST OF STANDARD EQUIPMENT**

When Going

# WEST

KANSAS CITY  
SAN FRANCISCO  
LOS ANGELES  
SALT LAKE CITY  
PORTLAND  
SEATTLE  
DENVER  
OMAHA

Hundreds of other  
Western cities, towns  
and communities are  
connected with St.  
Louis by Wabash thru  
service.

Consider the Wabash fleet of  
five fast trains leaving St. Louis  
Union Station daily to various  
Western destinations . . . .

**9:10 am**

**1:28 pm**

**4:05 pm**

**7:30 pm**

**11:45 pm**

Ask any Wabash representative  
shown on next page, for details.

SERVING SINCE 1838

# WABASH

SERVING SINCE 1838

# WABASH RAILWAY COMPANY

NORMAN B. PITCAIRN and FRANK C. NICODEMUS, Jr., Receivers

GENERAL OFFICES, Railway Exchange Building, ST. LOUIS, MO.—NEW YORK OFFICE, 15 BROAD STREET

NORMAN B. PITCAIRN, St. Louis—FRANK C. NICODEMUS, Jr., New York, Receivers

N. S. BROWN, General Counsel..... St. Louis, Mo.  
 J. W. NEWELL, Chief Accounting Officer..... St. Louis, Mo.  
 G. G. EARLY, Chief Traffic Officer..... St. Louis, Mo.  
 A. K. ATKINSON, Treasurer..... New York, N. Y.  
 W. D. STEELE, Assistant Treasurer..... New York, N. Y.  
 T. J. FRIER, Purchasing Agent..... St. Louis, Mo.

G. H. SIDO, Acting Chief Operating Officer and General Manager..... St. Louis, Mo.  
 R. A. MESSMORE, Assistant General Manager..... St. Louis, Mo.  
 ARTHUR DAVIS, Assistant General Manager..... St. Louis, Mo.  
 J. C. BOUSFIELD, Chief Engineer..... St. Louis, Mo.  
 W. N. GARVIN, Superintendent Transportation..... St. Louis, Mo.  
 G. F. HESS, Superintendent Motive Power..... Decatur, Ill.

## TRAFFIC DEPARTMENT

G. G. EARLY, Chief Traffic Officer..... St. Louis, Mo.

### PASSENGER

H. E. WATTS, Passenger Traffic Manager..... St. Louis, Mo.  
 L. W. BADE, Assistant Passenger Traffic Manager..... Chicago, Ill.  
 T. M. HAYES, Assistant Passenger Traffic Manager..... St. Louis, Mo.  
 L. A. BLATTERMAN, General Passenger Agent..... St. Louis, Mo.  
 L. C. BOSTWICK, Eastern Traffic Manager..... New York, N. Y.

H. E. DIXON, Assistant General Passenger Agent..... St. Louis, Mo.  
 H. L. PIGOTT, Assistant General Passenger Agent..... Detroit, Mich.  
 R. A. WILLIER, General Advertising Agent..... St. Louis, Mo.  
 E. P. SOEBBING, Gen. Agent, Mail, Baggage and Express Traffic..... St. Louis, Mo.  
 G. M. HART, Superintendent Dining Cars..... St. Louis, Mo.

### FREIGHT

C. H. STINSON, General Freight Traffic Manager..... St. Louis, Mo.  
 SIDNEY KING, Freight Traffic Manager..... St. Louis, Mo.  
 C. J. SAYLES, Freight Traffic Manager..... St. Louis, Mo.  
 H. G. HOLDEN, Assistant Freight Traffic Manager..... St. Louis, Mo.  
 J. A. SULLIVAN, Assistant Freight Traffic Manager..... Detroit, Mich.  
 R. A. WALTON, Assistant Freight Traffic Manager..... Chicago, Ill.  
 L. C. BOSTWICK, Eastern Traffic Manager..... New York, N. Y.  
 L. E. CLARAHAN, General Freight Agent..... St. Louis, Mo.  
 A. W. RICHARDSON, General Freight Agent..... St. Louis, Mo.  
 T. R. FARRELL, General Coal and Coke Freight Agent..... St. Louis, Mo.

P. A. SPIEGELBERG, Assistant to General Freight Traffic Mgr..... St. Louis, Mo.  
 F. G. MAXWELL, Assistant General Freight Agent..... St. Louis, Mo.  
 A. P. MAC INNIS, Assistant General Freight Agent..... St. Louis, Mo.  
 O. C. BARTELS, Assistant General Freight Agent..... St. Louis, Mo.  
 L. W. COLE, Assistant General Freight Agent..... St. Louis, Mo.  
 J. J. MOSSMAN, Assistant General Freight Agent..... Buffalo, N. Y.  
 D. E. GILBERT, Assistant General Freight Agent..... Toledo, Ohio  
 W. E. ALDERSON, Assistant General Freight Agent..... Kansas City, Mo.  
 W. A. HOPKINS, General Live Stock Agent..... St. Louis, Mo.  
 W. W. ROPA, Industrial Agent..... St. Louis, Mo.

## TRAFFIC REPRESENTATIVES

Atlanta, Ga.—333 Healey Bldg.—Phone Walnut 1857  
 C. R. CHESNEY, District Passenger Agent.  
 I. L. WADE, Jr., District Freight Agent.

Birmingham, Ala.—618 Watts Bldg.—Phone 3-4384  
 W. G. KIDD, General Agent, Freight Dept.

Boston, Mass.—431 Chamber of Commerce Bldg.—  
 Phone Liberty 6626  
 C. B. HOXIE, General Agent.

Buffalo, N. Y.—880 Elliott Square Building—  
 Phone Cleveland 6067  
 J. J. MOSSMAN, Asst. General Freight Agent.

Chicago, Ill.—  
 1620 Utilities Bldg.—Phone HA RRISON 4500  
 G. G. KOTTENSTETTE, Division Passenger Agent.  
 C. K. KNICKERBOCKER, Division Freight Agent.  
 City Ticket Office, 101 S. La Salle St.  
 Dearborn Station.—Phone HA RRISON 9830

Cincinnati, Ohio.—325 Dixie Terminal Bldg.—  
 Phone Main 3359  
 R. F. WALLER, District Passenger Agent.  
 W. H. BACHMANN, General Agent, Freight Dept.

Cleveland, Ohio.—1137 Terminal Tower—  
 Phone Cherry 4336  
 J. C. O'BOYLE, General Agent, Freight Dept.

Dallas, Tex.—921 Kirby Building—Phone 7-3573  
 G. C. BROOK, District Passenger Agent.  
 C. M. BROWN, General Agent, Freight Dept.

Decatur, Ill.—Phone 4341  
 G. N. LOVELL, Division Passenger Agent.  
 J. E. DOOLEY, Division Freight Agent.

Denver, Colo.—303 Denver National Building.—  
 Phone Tabor 4900  
 C. J. HELBER, General Agent.

Des Moines, Iowa.—5th and Cherry Sts.—Phone 4-5219  
 H. P. GARDNER, Division Passenger Agent.  
 D. R. ROCHFORD, Division Freight Agent.

Detroit, Mich.—  
 1731 National Bank Building—Phone Cherry 2425  
 H. F. BOBBITT, Division Passenger Agent.  
 PHIL SCHORR, Division Freight Agent.  
 City Ticket Offices—  
 228 Michigan Ave.—Phone Cadillac 0900  
 General Motors Building—Phone Madison 9266  
 Union Station—Phone Randolph 8500

Ft. Wayne, Ind.—  
 Passenger Station—Phone Harrison 1125  
 O. W. BRAUNGART, Passenger and Ticket Agent.  
 244-5 Utility Building—Phone Anthony 3207  
 GEO. J. MILLER, District Freight Agent.

Harlingen, Tex.—210 Commerce Building—Phone 188  
 GEO. F. HARRIGAN, Perishable Freight Agent.

Houston, Tex.—715 Second Nat'l Bank Bldg.—  
 Phone Fairfax 7228  
 V. W. BAKER, District Passenger Agent.  
 P. L. JOHNSON, General Agent, Freight Dept.

Indianapolis, Ind.—512 Merchants Bank Bldg.—  
 Phone Riley 3626  
 R. F. WALLER, District Passenger Agent.  
 A. S. BIRCHETT, General Agent, Freight Dept.

Kansas City, Mo.—  
 City Ticket Office.  
 1027 Grand Ave.—Phone Victor 5840.  
 J. J. SHINE, Division Passenger Agent.  
 W. E. ALDERSON, Assistant Gen. Freight Agent.  
 319 Railway Exchange Building—Phone Victor 5840

Keokuk, Iowa—Phone 174  
 W. A. BRIDGMAN, Division Frt. and Pass'r Agt.

Little Rock, Ark.—211 Gazette Building—Phone 6325  
 R. T. MOLLINCOTT, District Passenger Agent.  
 T. G. SMITH, General Agent, Freight Dept.

Los Angeles, Cal.—1030 Van Nuys Bldg.—  
 Phone Tucker 6747  
 R. B. NELSON, District Passenger Agent.  
 F. X. BELL, General Agent, Freight Dept.

Memphis, Tenn.—620 Exchange Bldg.—Phone 5-2051  
 OSCAR PLUNKET, General Agent, Freight Dept.

Milwaukee, Wis.—1406 Majestic Building—  
 Phone Marquette 2311  
 C. A. HACKENSON, District Passenger Agent.  
 C. W. CALLEN, General Agent, Freight Dept.

Minneapolis, Minn.—916 Metropolitan Life Bldg.—  
 Phone Main 1611  
 C. A. HACKENSON, District Passenger Agent.  
 R. P. MCCUNE, General Agent, Freight Dept.

Moberly, Mo.—Phone 368  
 L. R. WILSON, Division Freight and Pass'r Agt.

New Orleans, La.—2093 American Bank Bldg.—  
 Phone Raymond 0135  
 J. M. COUSINS, General Agent.

New York, N.Y.—816 Singer Building—Phone Barclay 7-9615  
 F. C. FOLEY, Asst. Gen. Agent, Freight Dept.  
 J. F. HART, District Passenger Agent.

Omaha, Neb.—  
 310 Grain Exchange Bldg.—Phone Jackson 0710  
 T. C. HAYDEN, Division Passenger Agent.  
 WM. CULP, Division Freight Agent.  
 City Ticket Office, 1706 Farnam St.—Phone Atlantic 9888

Peoria, Ill.—818 Jefferson Building—Phone 7374  
 C. T. CHAPMAN, General Agent.

Philadelphia, Pa.—1706 Girard Trust Building—  
 Phone Rittenhouse 0918  
 W. MCCrackan, General Agent.  
 CHARLES HAMILTON, District Passenger Agent.

Phoenix, Ariz.—625 Security Building.—Phone 4-3303  
 M. A. CARROLL, General Agent.

Pittsburgh, Pa.—2617 Koppers Bldg.—Phone Atlantic 0514  
 G. N. THOMAS, General Agent, Freight Dept.

Portland, Ore.—832 Pacific Bldg.—Phone Beacon 8449  
 R. D. FARRELL, District Freight and Pass'r Agent.

Quincy, Ill.—Phone Main 427  
 B. F. RICE, Division Freight and Passenger Agent.

St. Louis, Mo.—1450 Railway Exchange Building—  
 Phone CHESTnut 4700  
 F. L. McNALLY, Division Passenger Agent.  
 City Ticket Office, 328 N. Broadway.  
 Delmar Station, 6001 Delmar Blvd.  
 G. J. RYAN, Special Passenger Representative.  
 Union Station—Phone GARfield 6600  
 G. L. KAESHOFER, Division Freight Agent.  
 323 Pierce Building—Phone CHESTnut 4700

St. Thomas, Ont.—Phone 217  
 R. A. SNYDER, District Freight Agent.

Salt Lake City, Utah.—204 Ezra Thompson Bldg.—  
 Phone Wasatch 1152  
 L. H. JONES, General Agent.

San Antonio, Texas.—717 Majestic Building—  
 Phone Garfield 1821  
 A. B. GREEN, General Agent, Freight Dept.

San Francisco, Cal.—917 Monadnock Building—  
 Phone Sutter 7316  
 T. B. O'CONNOR, District Passenger Agent.  
 G. B. W. TERRY, General Agent, Freight Dept.

Seattle, Wash.—5528 White Henry Stuart Bldg.—  
 Phone Elliott 6235  
 J. E. HOLTON, General Agent.

Springfield, Ill.—Passenger Station—Phone Capitol 482  
 M. G. CLARK, Division Freight Agent.

Toledo, Ohio.—  
 511 Jefferson Street—Phone Adams 4184  
 C. S. LORENZ, Division Passenger Agent.  
 City Ticket Office.  
 Union Station—Phone Main 2241  
 440 Spitzer Building—Phone Adams 4184.  
 D. E. GILBERT, Assistant General Freight Agent.

Toronto, Ont.—Room 1307, No. 69 Yonge St.—  
 Phone Elgin 2515  
 J. S. BUCHANAN, General Agent, Freight Dept.

Tulsa, Okla.—316 Kennedy Building—Phone 9566  
 R. V. MILLER, General Agent, Freight Dept.

Winston-Salem, N. C.—617 Reynolds Bldg.—Phone 8674  
 L. E. MERCER, District Freight Agent.



**THROUGH CAR SERVICE AND EQUIPMENT**

**CHICAGO AND ST. LOUIS**

Mls.	SOUTHBOUND			Route	
	11 Daily	21 Daily	17 Daily		
.0	Lv Chicago (Dearborn Station)...	11:35AM	4:30PM	11:50PM	Wabash
6.5	Lv Chicago (Englewood).....	11:47AM	4:42PM	12:05AM	
...	Ar St. Louis (Delmar Blvd.).....	4:47PM	9:25PM	7:02AM	
285.7	Ar St. Louis (Union Station)....	5:05PM	9:45PM	7:25AM	

Mls.	NORTHBOUND			Route	
	24 Daily	10 Daily	18 Daily		
.0	Lv St. Louis (Union Station)....	8:50AM	12:00PM	11:55PM	Wabash
.0	Lv St. Louis (Delmar Blvd.)....	*	12:14PM	12:10AM	
279.1	Ar Chicago (Englewood).....	1:33PM	5:14PM	7:02AM	
285.7	Ar Chicago (Dearborn Station)...	1:45PM	6:30PM	7:20AM	

**No. 11—BANNER BLUE LIMITED.**  
 Pullman Observation-Drawing Room-Parlor Car.  
 Pullman Parlor-Lounge Car (Radio).  
 Dining Car.  
 Reclining Chair Car.

**No. 21—ST. LOUIS SPECIAL.**  
 Pullman Parlor Car-Drawing Room.  
 Pullman Parlor-Lounge Car (Radio).  
 Dining Car.  
 Reclining Chair Car.

**No. 17—THE MIDNIGHT LIMITED.**  
 Buffet-Lounge Car (Radio). (serving Midnight Luncheon and Breakfast).  
 Sleeping Cars—Two-10 Sec., 3 Bed Rooms.  
 (Open —12 Sec., Drawing Room.  
 9:30 P.M.) —14 Sections.  
 Reclining Chair Car.

\*—No. 24 operates via Terminal Elevated Line and Merchants Bridge.  
**No. 24—CHICAGO SPECIAL.**  
 Pullman Parlor Car-Drawing Room.  
 Pullman Parlor-Lounge Car (Radio).  
 Dining Car.  
 Reclining Chair Car.

**No. 10—BANNER BLUE LIMITED.**  
 Pullman Observation-Drawing Room-Parlor Car.  
 Pullman Parlor-Lounge Car (Radio).  
 Dining Car.  
 Reclining Chair Car.

**No. 18—THE MIDNIGHT LIMITED.**  
 Buffet-Lounge Car (Radio). (serving Midnight Luncheon and Breakfast).  
 Sleeping Cars—10 Sec., 3 Bed Rooms.  
 (Open —12 Sec., Drawing Room.  
 9:30 P.M.) —14 Sec. (from Delmar Station).  
 —10 Sec., 3 Bed Rooms (from Delmar Station).  
 (Sleeping cars can be occupied until 8:00 A.M. after arrival in Chicago)  
 Reclining Chair Car.

**CHICAGO, FORT WAYNE AND DETROIT**

Mls.	EASTBOUND			Route	
	52 Daily	4 Daily	44 Daily		
.0	(Pennsylvania R. R.) Lv Chicago (C.T.).....	9:30AM	4:15PM	11:30PM	Penn
7.1	Ar Englewood (63rd St.).....	9:45AM	4:28PM	11:45PM	
148.0	Ar Fort Wayne (Penn. R. R.)....	12:12PM	6:23PM	1:58AM	Wabash
148.0	Ar Fort Wayne (Wabash Ry.)....	12:25PM	6:25PM	2:30AM	
294.5	Ar Detroit (C.T.).....	3:30PM	9:00PM	6:40AM	
294.5	Ar Detroit (E.T.) (Fort St. Un. Sta.)	4:30PM	10:00PM	7:40AM	

Mls.	WESTBOUND			Route	
	79 Daily	7 Daily	201 Daily		
.0	(Wabash Ry.) Lv Detroit (E.T.).....	12:07PM	4:25PM	12:15AM	Wabash
.0	Ar Detroit (C.T.).....	11:07AM	3:25PM	11:15PM	
146.5	Ar Fort Wayne (Wabash Ry.)....	2:00PM	5:55PM	2:10AM	Penn.
146.5	Ar Fort Wayne (Penn. R. R.)....	2:12PM	6:00PM	3:55AM	
287.4	Ar Englewood (63rd St.).....	4:38PM	7:55PM	7:09AM	
294.5	Ar Chicago (C.T.) (Union Sta. Canal & Jackson)	4:55PM	8:10PM	7:25AM	

**No. 52—DETROIT EXPRESS.**  
 Pullman Parlor-Lounge-Dining Car.  
 Reclining Chair Car.

**No. 4—THE DETROIT ARROW.**  
 Pullman Observation-Drawing Room-Lounge Parlor Car.  
 Pullman Solarium-Lounge-Parlor Car.  
 Dining Car—with Tap-Room.  
 Reclining Chair Car.

**No. 44—MID-CITY EXPRESS.**  
 Buffet-Lounge Car (Radio). (serving Midnight Luncheon and Breakfast).  
 Sleeping Cars—8 Sec., 4 Bed Rooms.  
 —12 Sec., Drawing Room.  
 Reclining Chair Car.  
 (Sleeping Cars open at 9:00 P.M.)

**No. 63—CHICAGO EXPRESS.**  
 Pullman Parlor-Lounge Dining Car.  
 Reclining Chair Car.

**No. 7—THE DETROIT ARROW.**  
 Pullman Observation-Drawing Room-Lounge Parlor Car.  
 Pullman Solarium-Lounge-Parlor Car.  
 Dining Car—with Tap-Room.  
 Reclining Chair Car.

**No. 201—MID-CITY EXPRESS.**  
 Buffet-Lounge Car (Radio). (serving Midnight Luncheon and Breakfast).  
 Sleeping Cars—8 Sec., 4 Bed Rooms.  
 —12 Sec., Drawing Room.  
 Reclining Chair Car.  
 (Sleeping Cars open at 10:00 P.M., E.S.T.)

**ST. LOUIS, DETROIT AND TOLEDO**

Mls.	EASTBOUND			Route
	4 Daily	2 Daily		
.0	Lv St. Louis (Union Sta.) (C.T.)...	8:58AM	6:28PM	Wabash
.0	Ar St. Louis (Delmar Blvd.)....	9:12AM	6:43PM	
113.2	Ar Decatur.....	11:40AM	9:35PM	"
187.1	Ar Danville.....	1:45PM	11:15PM	
233.3	Ar Lafayette.....	2:50PM	12:20AM	"
270.3	Ar Logansport.....	3:42PM	1:18AM	
286.2	Ar Peru.....	4:20PM	1:50AM	"
318.3	Ar Huntington.....	5:18PM	2:38AM	
342.3	Ar Ft. Wayne.....	6:05PM	3:10AM	Wabash
437.0	Ar Toledo (C.T.).....	9:45PM	7:00AM	
437.0	Ar Toledo (E.T.).....	10:45PM	8:00AM	Wabash
342.3	Ar Ft. Wayne.....	6:25PM	3:30AM	Wabash
488.8	Ar Detroit (C.T.).....	9:00PM	6:50AM	
488.8	Ar Detroit (E.T.).....	10:00PM	7:50AM	"

Mls.	WESTBOUND			Route
	79-1 Daily	3 Daily		
.0	Lv Detroit (C.T.).....	11:07AM	7:30PM	Wabash
.0	Ar Detroit (E.T.).....	12:07PM	8:30PM	
146.5	Ar Ft. Wayne.....	2:00PM	10:20PM	"
241.2	Ar Toledo (C.T.).....	10:20AM	7:15PM	
241.2	Ar Toledo (E.T.).....	11:20AM	8:15PM	Wabash
146.5	Ar Ft. Wayne (C.T.).....	2:15PM	10:37PM	Wabash
170.5	Ar Huntington.....	2:50PM	11:21PM	
202.6	Ar Peru.....	3:38PM	12:12AM	"
218.5	Ar Logansport.....	4:00PM	12:45AM	
255.5	Ar Lafayette.....	4:53PM	1:50AM	"
301.6	Ar Danville.....	6:07PM	3:15AM	
375.6	Ar Decatur.....	7:42PM	5:00AM	"
488.8	Ar St. Louis (Delmar Blvd.)....	10:12PM	7:37AM	
488.8	Ar St. Louis (Union Sta.).....	10:30PM	8:00AM	"

**No. 4—DETROIT SPECIAL.**  
 Wabash Parlor-Lounge-Dining Car. (Radio)—St. Louis to Detroit.  
 Coach—with Smoking Room.—St. Louis to Detroit.  
 Coaches—Ft. Wayne to Toledo.

**No. 2—DETROIT LIMITED.**  
 Observation Sleeping Car—10 Sec.—St. Louis to Detroit.  
 Sleeping Car—8 Sec., Drawing Room, Compts.—St. Louis to Detroit.  
 Lounge-Dining Car (Radio)—St. Louis to Detroit.  
 Reclining Chair Car.—St. Louis to Detroit.  
 Sleeping Car—12 Sec., Drawing Room.—St. Louis to Toledo.  
 Coach—Ft. Wayne to Toledo.

**No. 1—ST. LOUIS SPECIAL.**  
 Wabash Parlor-Lounge-Dining Car. (Radio)—Detroit to St. Louis.  
 Coach—with Smoking Room.—Detroit to St. Louis.  
 Coaches—Toledo to Ft. Wayne.

**No. 3—ST. LOUIS LIMITED.**  
 Observation Sleeping Car—10 Sec.—Detroit to St. Louis.  
 Sleeping Car—8 Sec., Drawing Room, Compts.—Detroit to St. Louis.  
 Lounge-Dining Car (Radio)—Detroit to St. Louis.  
 Reclining Chair Car.—Detroit to St. Louis.  
 Sleeping Car—12 Sec., Drawing Room.—Toledo to St. Louis.  
 Coaches—Toledo to Ft. Wayne.

THROUGH CAR SERVICE AND EQUIPMENT

ST. LOUIS, KANSAS CITY, DENVER, LOS ANGELES,  
SAN FRANCISCO, PORTLAND AND SEATTLE

Miles	WESTBOUND	3 Daily	Ex-ample	9 Daily	Ex-ample	17 Daily	23 Daily	Route
.0	lv St. Louis (Union Sta.) (C.T.)	1 28PM	Sun.	4 06PM	Sun.	11 45PM	9 10AM	Wabash
5.6	lv St. Louis (Delmar Blvd.)	1 42PM	"	4 19PM	"	12 01AM	9 24AM	"
109.1	Ar Mexico	3 28PM	"	6 08PM	"	2 25AM	11 49AM	"
123.2	Ar Centralia	3 47PM	"	6 27PM	"	2 47AM	12 10PM	"
147.1	Ar Moberly	4 12PM	"	6 52PM	"	3 25AM	12 39PM	"
278.1	Ar Kansas City	6 53PM	"	9 30PM	"	7 30AM	3 40PM	"
278.	lv Kansas City (C.T.)	7 30PM	Sun.	11 50PM	Sun.			Un.Pac.
918.	Ar Denver (M.T.)	8 00AM	Mon.	3 10PM	Mon.			"
918.	lv Denver	8 25AM	"	5 45PM	"			"
1024.	Ar Cheyenne	11 20AM	"		"			"
1508.	Ar Ogden (M.T.)	11 50PM	Mon.	6 30AM	Tue.			"
1508.	lv Ogden (P.T.)	11 35PM	Mon.	8 35AM	Tue.			So. Pac.
2290.	Ar San Francisco (P.T.)	9 32PM	Tue.	8 32AM	Wed.			"
1508.	lv Ogden (M.T.)	12 20AM	Tue.	6 45AM	Tue.			Un.Pac.
1543.	Ar Salt Lake City	1 10AM	"	7 35AM	"			"
1543.	lv Salt Lake City (M.T.)	1 35AM	"	10 00AM	"			"
2237.	Ar Los Angeles (P.T.)	9 45PM	"	8 30AM	Wed.			"
918.	lv Denver (M.T.)	8 25AM	Mon.	6 45PM	Mon.			Un.Pac.
1024.	Ar Cheyenne (M.T.)	11 20AM	"		"			"
2290.	Ar Portland (P.T.)	9 40PM	Tue.	7 35AM	Wed.			"
2435.	Ar Tacoma	5 00AM	Wed.	1 04PM	"			"
2473.	Ar Seattle (P.T.)	6 45AM	"	2 20PM	"			"

c—Connecting Service

\*Via Borie Cut-Off

	EASTBOUND	2 Daily	Ex-ample	12 Daily	18 Daily	22 Daily	Route
lv	Los Angeles (P.T.)	8 00PM	Sun.	8 00AM			Un.Pac.
Ar	Salt Lake City (M.T.)	6 00PM	Mon.	6 25AM			"
lv	Salt Lake City	7 30PM	"	6 45AM			"
lv	Ogden	8 35PM	Tue.	8 35AM			"
Ar	Denver	10 30AM	"	11 35PM			"
lv	San Francisco (P.T.)	8 20PM	Sun.	8 20AM			So. Pac.
Ar	Ogden (P.T.)	5 50PM	Mon.	6 55AM			"
lv	Ogden (M.T.)	8 35PM	"	8 35AM			Un.Pac.
lv	Cheyenne		"	9 10PM			"
Ar	Denver (M.T.)	10 30AM	Tue.	11 35PM			"
lv	Seattle (P.T.)	8 20PM	Sun.	11 30PM			Un.Pac.
lv	Tacoma	6 50PM	"	1 05AM			"
lv	Portland (P.T.)	8 35PM	Sun.	8 00AM			Un.Pac.
lv	Pocatello (M.T.)	6 40PM	Mon.	5 30AM			"
lv	Cheyenne		"	9 10PM			"
Ar	Denver	10 30AM	Tue.	11 35PM			"
lv	Denver (M.T.)	4 30PM	Tue.	11 59PM			Un.Pac.
Ar	Kansas City (C.T.)	7 15AM	Wed.	3 45PM			"
lv	Kansas City	8 30AM	Wed.	4 25PM	11 55PM	11 00AM	Wabash
Ar	Moberly	11 01AM	"	6 56PM	3 10AM	1 54PM	"
Ar	Centralia	11 34AM	"	7 30PM	4 04AM	2 28PM	"
Ar	Mexico	11 49AM	"	7 49PM	4 33AM	2 47PM	"
Ar	St. Louis (Delmar Blvd.)	1 41PM	"	9 36PM	7 06AM	5 10PM	"
Ar	St. Louis (Union Sta.) (C.T.)	2 00PM	"	9 55PM	7 30AM	5 30PM	"

c—Connecting Service

\*Via Borie Cut-Off

No. 3—PACIFIC COAST LIMITED.

Sleeping Car—10 Sec., Compts., Drawing Room.—St. Louis to San Francisco (via Union Pacific from Kansas City and Denver.)  
Wabash Lounge-Dining Car (Radio).—St. Louis to Kansas City.  
Reclining Chair Car.—St. Louis to Kansas City.  
Sleeping Car—Kansas City to Los Angeles and Portland (via Union Pacific).  
Coach—Kansas City to Los Angeles and San Francisco (via Union Pacific).  
Dining Car Service.

No. 9—ST. LOUIS-COLORADO LIMITED.

Sleeping Car—12 Sec., Drawing Room.—St. Louis to San Francisco Eastbound via Omaha and No. 14 to St. Louis.)  
Pullman Observation-Parlor Car-Drawing Room.—St. Louis to Kansas City.  
Wabash Lounge-Dining Car (Radio).—St. Louis to Kansas City.  
Reclining Chair Car.—St. Louis to Kansas City.  
Club-Observation Car—Kansas City to Denver (via Union Pacific).  
Coach—Kansas City to Portland (via Union Pacific).  
Tourist Sleeping Car—Kansas City to San Francisco (via Union Pacific).

No. 17—MIDNIGHT LIMITED.

Sleeping Cars—12 Sec., Drawing Room.—St. Louis to Kansas City.  
(Open —12 Sec., Drawing Room.—St. Louis to Kansas City.  
9:30 PM.) —12 Sec., Drawing Room (from Delmar Station)—St. Louis to Kansas City.  
—8 Sec., Compts., Drawing Room.—St. Louis to Los Angeles (via Kansas City and Santa Fe every third day.)  
—10 Sec., Compts., Drawing Room.—St. Louis to Los Angeles (via Kansas City and Rock Island-Southern Pacific every third day.)  
Reclining Chair Car.—St. Louis to Kansas City.

No. 23—KANSAS CITY EXPRESS—Air-Conditioned Parlor-Lounge-Diner (Radio) and Coaches.

No. 2—PACIFIC COAST LIMITED.

Sleeping Car—10 Sec., Compts., Drawing Room.—San Francisco to St. Louis (Union Pacific via Denver to Kansas City.)  
Club-Observation Car.—Denver to Kansas City.  
Wabash Parlor-Lounge-Dining Car (Radio).—Kansas City to St. Louis.  
Reclining Chair Car.—Denver to St. Louis (via Union Pacific to Kansas City.)  
Coach—Portland to Kansas City (via Union Pacific)  
Dining Car Service.

No. 12—ST. LOUIS SPECIAL.

Pullman Observation-Parlor Car-Drawing Room.—Kansas City to St. Louis.  
Wabash Lounge-Dining Car (Radio).—Kansas City to St. Louis.  
Reclining Chair Car.—Kansas City to St. Louis.

No. 18—MIDNIGHT LIMITED.

Sleeping Cars—12 Sec., Drawing Room.—Kansas City to St. Louis.  
(Open —12 Sec., Drawing Room.—Kansas City to St. Louis.  
10:00 PM.) —12 Sec., Drawing Room.—Kansas City to St. Louis.  
—8 Sec., Compts., Drawing Room.—Los Angeles to St. Louis (via Santa Fe to Kansas City, every third day.)  
—10 Sec., Compts., Drawing Room.—Los Angeles to St. Louis (via Southern Pacific-Rock Island to Kansas City every third day.)  
Reclining Chair Car.—Kansas City to St. Louis.

No. 22—ST. LOUIS EXPRESS—Air-Conditioned Parlor-Lounge-Diner (Radio) and Coaches.

“BUSINESS DAY” TRIPS via the WABASH

From St. Louis to Kansas City:

Leave at 11:45 pm Union Station, 12:01 am Delmar Station, arrive Kansas City at 7:30 the next morning. Spend the business day in Kansas City, leaving at 4:25 pm, arriving in St. Louis at 9:36 pm, Delmar Station, 9:55 pm Union Station.

From Kansas City to St. Louis:

Leave at 11:55 pm, arriving St. Louis at 7:30 am (Union Station). Spend business day in St. Louis, leaving at 4:05 pm (Union Station), arriving in Kansas City at 9:30 pm.

From St. Louis to Chicago:

Leave at 11:55 pm Union Station, 12:10 am Delmar Station, arrive Chicago at 7:20 am. Spend business day in Chicago, leaving at 4:30 pm, arriving St. Louis at 9:25 pm Delmar Station, 9:45 pm Union Station.

From Chicago to St. Louis:

Leave at 11:50 pm, arrive St. Louis at 7:25 am (Union Station). Spend all morning in St. Louis and leave on the Banner Blue at 12:00 Noon, arriving Chicago at 5:30 pm.

From St. Louis to Detroit:

Leave at 6:28 pm Union Station, 6:43 pm Delmar Station, arrive Detroit at 7:50 am (E. T.). Spend business day in Detroit. Return, leave Detroit at 8:30 pm (E.T.), arriving St. Louis at 7:37 am Delmar Station, 8:00 am Union Station.

From Detroit to St. Louis:

Leave Detroit at 8:30 pm (E.T.), arrive St. Louis (Union Station) at 8:00 am (C.T.). Spend business day in St. Louis and leave St. Louis at 6:28 pm (Union Station), or 6:43 pm (Delmar Station), arriving at Detroit at 7:50 am (E. T.).

**ALL PRINCIPAL TRAINS ARE AIR-CONDITIONED**

**THROUGH CAR SERVICE AND EQUIPMENT**

WESTBOUND		ST. LOUIS AND LOS ANGELES				EASTBOUND	
Ex-ample	17	Miles	Via Santa Fe Every Third Day	18	Ex-ample	Route	
Sun.	11 45PM	.0	Lv St. Louis (Un. Sta.) (C.T.) Ar	7 30AM	Wed.	Wabash	
Mon.	12 01AM	5.6	Lv St. Louis (Delmar Station) Ar	7 06AM	"	"	
"	7 30AM	278.1	Lv Kansas City (C. T.) Lv	11 55PM	Tue.	"	
Tue.	7 45AM	1166.	Lv Albuquerque (M. T.) Lv	9 45PM	Mon.	A.T. & S.F.	
"	6 50PM	1570.	Lv Ash Fork Lv	11 25AM	"	"	
Wed.	5 45AM	1995.	Lv San Bernardino (P.T.) Lv	10 10PM	Sun.	"	
"	7 25AM	2045.	Lv Pasadena Lv	8 45PM	Sun.	"	
"	8 00AM	2055.	Lv Los Angeles (P.T.) Lv	8 15PM	Sun.	"	

**Nos. 17 and 18.**

Sleeping Cars—8 Sec., Compts., Drawing Room.—St. Louis and Los Angeles.  
(St. Louis car open at 9.30 P.M.)

Leave St. Louis and Los Angeles Oct. 11, 14, 17, 20, 23, 26, 29, Nov. 1, 4, 7, 10, 13, 16, 19, 22, 25, 28, and every third day thereafter.

WESTBOUND		ST. LOUIS—OMAHA—LOS ANGELES—SAN FRANCISCO—PORTLAND				EASTBOUND	
Example	11 Daily	Miles	STATIONS	14 Daily	Route		
Sun.	7 30PM	.0	Lv St. Louis	8 08AM	Wabash		
"	7 44PM	5.6	Lv St. Louis (Delmar Station)	7 45AM	"		
"	11 15PM	147.1	Lv Moberly	4 40AM	"		
Mon.	7 55AM	410.8	Lv Council Bluffs	8 42PM	"		
"	8 15AM	413.6	Lv Omaha	8 30PM	"		
Wed.	c 8 32AM	2185.	Lv San Francisco	8 20PM	Sou. Pac.		
"	8 30AM	2223.	Lv Los Angeles	8 00PM	Un. Pac.		
"	e 7 35AM	2197.	Lv Portland	9 35PM	"		

**No. 11—OMAHA LIMITED, and No. 14—ST. LOUIS LIMITED**

Sleeping Cars—12 Sec., Drawing Room.—St. Louis and Omaha.  
Buffet Lounge Cars (Radio) and Chair Cars.  
Sleeping Cars—10 Sec., Compts., Drawing Room.—St. Louis and Los Angeles (in Los Angeles Limited).  
Sleeping Cars—12 Sec., Drawing Room.—(Eastbound only)—San Francisco to St. Louis.  
c—Connecting at Omaha with through equipment of the Overland Limited and Portland Rose.

NORTHBOUND		DECATUR—CHICAGO				SOUTHBOUND	
18 Daily	Miles	STATIONS	17 Daily	Route			
2 55AM	.0	Lv Decatur	3 55AM	Wabash			
7 02AM	165.9	Lv Englewood (63rd & Wallace)	12 05AM	"			
7 20AM	172.5	Lv Chicago (Dearborn Station)	11 50PM	"			

**Nos. 18 and 17.**

Sleeping Cars—12 Open Sections—Drawing Room.  
(Open at Decatur 9.00 PM.—at Chicago 9.30 PM.—available until 8.00 AM., on arrival at Decatur.)  
Reclining Chair Cars.

**More "BUSINESS DAY" Trips**

**From Chicago to Detroit:**

Leave Chicago Union Station at 11:30 pm (C. T.), arrive Detroit 7:40 am (E. T.). Spend the business day in Detroit, returning leave at 4:25 pm (E. T.), arrive Chicago Union Station 8:10 pm (C. T.).

**From Detroit to Chicago:**

Leave Detroit at 12:15 am (E. T.), arrive Chicago Union Station 7:25 am (C. T.). Spend the business day in Chicago, leaving Union Station at 4:15 pm (C. T.), arriving Detroit 10:00 pm (E. T.).

WESTBOUND		ST. LOUIS AND LOS ANGELES				EASTBOUND	
Ex-ample	17	Miles	Via Rock Island-Sou. Pacific Every Third Day	18	Ex-ample	Route	
Sun.	11 45PM	.0	Lv St. Louis (Un. Sta.) (C.T.) Ar	7 30AM	Wed.	Wabash	
Mon.	12 01AM	5.6	Lv St. Louis (Delmar Station) Ar	7 06AM	"	"	
"	7 30AM	278.1	Lv Kansas City (C. T.) Lv	11 55PM	Tue.	Rock Island	
Tue.	8 35AM	1227.	Lv El Paso (M.T.) Lv	8 10PM	Mon.	Sou. Pac.	
"	5 35PM	1568.	Lv Tucson Lv	11 30AM	"	"	
"	7 54PM	1666.	Lv Chandler Lv	9 11AM	"	"	
"	8 40PM	1689.	Lv Phoenix (M.T.) Lv	8 25AM	"	"	
Wed.	7 30AM	2114.	Lv Los Angeles (P.T.) Lv	8 15PM	Sun.	"	

**Nos. 17 and 18.**

Sleeping Cars—10 Sec., Compts., Drawing Room.—St. Louis and Los Angeles.  
(St. Louis car open at 9.30 P.M.)

Leave St. Louis and Los Angeles Oct. 12, 15, 18, 21, 24, 27, 30, Nov. 2, 5, 8, 11, 14, 17, 20, 23, 26, 29, and every third day thereafter.

WESTBOUND		ST. LOUIS—DES MOINES				EASTBOUND	
11 Daily	Miles	STATIONS	14-18 Daily	Route			
7 30PM	.0	Lv St. Louis (Union Station)	7 30AM	Wabash			
7 44PM	5.6	Lv St. Louis (Delmar Station)	7 06AM	"			
11 15PM	147.1	Lv Moberly	3 25AM	"			
11 25PM	147.1	Lv Moberly	3 05AM	"			
12 05AM	170.4	Lv Macon	2 20AM	"			
1 07AM	205.1	Lv Kirksville	1 07AM	"			
3 15AM	271.3	Lv Albia	11 15PM	"			
6 00AM	339.9	Lv Des Moines	9 00PM	"			

**No. 11—DES MOINES LIMITED, and Nos. 14—18 ST. LOUIS LIMITED**

Sleeping Cars—12 Sec., Drawing Room.—St. Louis and Des Moines.  
Reclining Chair Cars.  
Sleeping car on arrival at Des Moines, available until 8.00 AM.

**DETROIT, CINCINNATI, ATLANTA, JACKSONVILLE, MIAMI, TAMPA, ST. PETERSBURG**

SOUTHBOUND		STATIONS		NORTHBOUND	
Southland 201 Daily	STATIONS	Southland 2 Daily	Route		
12 15AM	Lv Detroit (E.T.)	7 50AM	Wabash		
2 10AM	Lv Ft. Wayne (C.T.)	3 30AM	"		
7 30AM	Lv Cincinnati (E.T.)	11 40PM	Penn.		
8 00AM	Lv Cincinnati (E.T.)	9 25PM	L. & N.		
2 06PM	Lv Knoxville (C.T.)	12 54PM	"		
6 35PM	Lv Atlanta (Union Sta.)	8 15AM	"		
6 55PM	Lv Atlanta (Term. Sta.)	7 55AM	C. of Ga.		
9 03PM	Lv Macon (C.T.)	5 15AM	"		
6 30AM	Lv Jacksonville	9 00PM	A. C. L.		
4 00PM	Lv Miami	11 00AM	F. E. C.		
12 45AM	Lv Albany (E.T.)	3 35AM	A. C. L.		
2 00AM	Lv Thomasville	2 00AM	"		
8 00AM	Lv Tampa	8 00PM	"		
8 45AM	Lv St. Petersburg (Perry Cut-Off)	7 00PM	A. C. L.		

**EQUIPMENT:**

**No. 201 and 2—The New Southland.**  
Sleeping Cars—10 Sec., 2 Drawing Rooms between Detroit and St. Petersburg; also thru service to Jacksonville and Miami by step from car to car enroute. (Detroit Sleeper open at 10.00 PM.—ET.)  
Observation Car between Ft. Wayne and Tampa.  
Dining Car Service.  
Coach service between all points.

C.T.—Central Time.  
M.T.—Mountain Time.

E.T.—Eastern Time.  
P.T.—Pacific Time.





**ALL PRINCIPAL TRAINS ARE AIR-CONDITIONED**

**CHICAGO, FORT WAYNE AND DETROIT**

READ DOWN

Mls.	Table 2 (Pennsylvania R. R.)		52 Daily	4 Daily	44 Daily	70 Frt. Tues. Thur. Sat.	72 Frt. Ex. Sun.
<b>CENTRAL STANDARD TIME</b> (Union Station, Adams & Canal Sts.)							
0	Lv	Chicago	AM	PM	PM		
7.1		" Englewood (63d St.)	9.30	4.15	11.30		
25.6		" Gary, Ind.	9.45	a 4.28	11.45		
43.6		" Valparaiso	10.27		12.05		
83.8		" Plymouth	11.06		e 1.00		
108.7	Lv	Warsaw	11.33				
148.0	Lv	Fort Wayne (Penn. R. R.)	12.12	6.23	1.58	AM	
148.0	Lv	Fort Wayne (Wabash Ry.) 3, 4, 5, 6, 11	12.25	6.25	2.30		↑ 9.45
154.0		" New Haven, 3, 4, 5, 6					(10.00)
163.9		" Grabill, 6					(10.30)
169.2		" Spencerville, 6					(10.45)
171.3		" St. Joe, 6					(10.52)
179.6		" Butler, 6			f 3.21		(11.25)
184.6	Lv	Artic, Ind., 6					(11.35)
<b>EASTERN STANDARD TIME</b>							
190.1	Lv	Blakesley, Ohio, 6					(12.55)
197.6	Ar	Montpelier, 6, 11, 19	2.24		4.50	AM	1.15
197.6	Lv	Montpelier, 6, 11, 19	2.27		4.55		8.00
208.8		" Alvordton, 6			f 5.13		8.40
209.8		" Franklin, Ohio, 6					f 8.45
215.0		" Munson, Mich., 6					f 9.02
221.3		" North Morenci, 6					9.23
228.9	Lv	Sand Creek, 6					9.58
235.7	Lv	Adrian, 6, 11	3.13	8.56	6.02		10.25
235.7	Lv	Adrian, 6, 11	3.13	8.56	6.02		10.25
239.7		" Raisin Center, 6					(10.45)
247.8		" Britton, 6			f 6.22		11.25
252.3		" Cone, 6					(11.45)
257.2		" Milan, 6			f 6.36		12.10
263.0		" Whittaker, 6	b 3.38				(12.37)
270.7		" Belleville, 6			f 6.53		1.18
273.2		" French Landing					f 1.28
275.5		" Romulus, 6			f 7.00		1.36
282.1		" Hand, 6					f 2.00
287.4	Ar	Oakwood, 6					2.30
294.5	Ar	Detroit (Eastern Standard Time)	4.30	10.00	7.40		
294.5	Ar	Detroit (Central Standard Time)	3.30	9.00	6.40		
		(Union Station, Fort & 3d St.)	PM	AM	AM	PM	PM

**ST. LOUIS, FORT WAYNE AND TOLEDO**

READ DOWN

Mls.	Table 4		4-24 Daily	2-12 Daily	70 Frt. Ex. Sun.
<b>CENTRAL STANDARD TIME</b> (Union Station)					
0	Lv	St. Louis	8.58	6.28	AM
342	Ar	Fort Wayne 2, 3, 5, 6, 11	6.05	3.10	
342	Lv	Fort Wayne 2, 3, 5, 6, 11	6.35	4.00	↑ 6.10
348	Ar	New Haven, 2, 3, 5, 6	6.47	f 4.12	f 6.25
354		" Gar Creek			f 6.40
358	Ar	Woodburn, Ind.	7.06	4.26	f 6.55
<b>EASTERN STANDARD TIME</b>					
365	Ar	Antwerp, Ohio	8.19	5.39	f 8.20
369		" Knoxdale			f
373		" Cecil	8.34	5.52	f 8.50
386		" Defiance	9.04	6.18	9.55
391		" Jewell		f 6.28	(10.10)
395		" Okolona		f 6.36	(10.31)
401		" Napoleon	9.35	6.47	11.00
408		" Liberty Center	9.46	6.59	(11.50)
411		" Colton	f 9.52	f 7.05	(12.14)
416		" Neapolis		f 7.12	(12.45)
420		" White House	(10.07)	7.20	f 1.00
424		" Homewood			f 1.15
428		" Maumee	(10.22)	7.36	f 1.30
436		" Toledo Yard			2.00
437	Ar	Toledo 6, 11 (Eastern Std. Time)	10.45	8.00	
437	Ar	Toledo 6, 11 (Central Std. Time)	9.45	7.00	
			PM	AM	PM

**DETROIT, FORT WAYNE AND CHICAGO**

READ DOWN

Mls.	Table 3		79 Daily	7 Daily	201 Daily	71 Frt. Mon. Wed. Fri.	73 Frt. Ex. Sun.
<b>EASTERN STANDARD TIME</b> (Union Station, 3d & Fort St.)							
0	Lv	Detroit (Central Standard Time)	11.07	3.25	11.15	AM	
0	Lv	Detroit (Eastern Standard Time)	12.07	4.25	12.15		
7.1		" Oakwood, 6					7.55
12.4		" Hand, 6					f 8.05
19.0		" Romulus, 6					8.14
21.3		" French Landing					f 8.19
23.8		" Belleville, 6					8.24
31.5		" Whittaker, 6					f 8.41
37.3		" Milan, 6	11.53				9.16
42.2		" Cone, 6					f 9.22
46.7		" Britton, 6					9.28
54.8	Lv	Raisin Center, 6					f 9.40
58.8	Ar	Adrian, 6, 11	1.18	5.29	1.28		10.20
58.8	Lv	Adrian, 6, 11	1.18	5.29	1.28		10.20
65.6		" Sand Creek, 6					(10.30)
73.2		" North Morenci, 6					(10.42)
79.5		" Munson, Mich., 6					(10.50)
84.7		" Franklin, Ohio, 6					(10.57)
85.7		" Alvordton, 6					11.17
96.9	Ar	Montpelier, 6, 11, 19	2.00		2.11	AM	
96.9	Lv	Montpelier, 6, 11, 19	2.03		2.14		↑ 6.00
104.4	Lv	Blakesley, Ohio, 6					f 6.12
<b>CENTRAL STANDARD TIME</b>							
109.9	Lv	Artic, Ind., 6					f 7.22
114.9		" Butler, 6					f 7.31
123.2		" St. Joe, 6					f 7.56
125.3		" Spencerville, 6					f 8.04
130.6		" Grabill, 6					f 8.20
140.5	Lv	New Haven, 2, 4, 5, 6					f 8.45
146.5	Ar	Fort Wayne (Wabash Ry.) 2, 4, 5, 6, 11	2.00	5.55	2.10		9.10
146.5	Lv	Fort Wayne (Penn. R. R.)	2.12	6.00	3.55		
185.8		" Warsaw	2.49				
210.7		" Plymouth	3.15		n 5.20		
250.9		" Valparaiso	3.54				6.43
268.9		" Gary, Ind.	4.16				d 7.09
287.4		" Englewood (63d St.)	4.38	d 7.55	d 7.25		
294.5	Ar	Chicago	4.55	8.10	7.25		
		(Pennsylvania R. R.)	PM	PM	AM	Noon	AM
		(Union Station, Adams & Canal Sts.)					

**TOLEDO, FORT WAYNE AND ST. LOUIS**

READ DOWN

Mls.	Table 5		21-1 Daily	13-3 Daily	71 Frt. Ex. Sun.
<b>EASTERN STANDARD TIME</b>					
0	Lv	Toledo 6, 11 (Central Std. Time)	10.20	7.15	AM
0	Lv	Toledo 6, 11 (Eastern Std. Time)	11.20	8.15	
1		" Toledo Yard			↑ 7.00
9		" Maumee	11.38	f 8.32	f 7.36
13		" Homewood			f 7.50
17		" White House		f 8.46	f 8.05
21		" Neapolis	11.56	f 8.15	f 8.15
26		" Colton	(12.05)	f 8.25	f 8.25
29		" Liberty Center	12.22	9.05	f 8.35
36		" Napoleon	12.37	9.16	9.05
42		" Okolona	(12.50)	f 9.20	f 9.20
46		" Jewell	12.59	f 9.30	f 9.30
51		" Defiance	1.14	9.45	9.55
64		" Cecil	1.42	10.11	(10.55)
68		" Knoxdale			f
72	Lv	Antwerp, Ohio	1.58	10.25	(11.25)
<b>CENTRAL STANDARD TIME</b>					
79	Lv	Woodburn, Ind.	1.14		(10.50)
83		" Gar Creek			(11.13)
89	Lv	New Haven, 2, 6	1.32		(11.45)
95	Lv	Fort Wayne, 2, 3, 4, 6, 11	1.55	10.05	(11.58)
95	Lv	Fort Wayne, 2, 3, 4, 6, 11	2.15	10.37	
437	Ar	St. Louis (Union Station)	10.30	8.00	
			PM	AM	AM

No. 21-1 stops on signal at Renollet.

**REFERENCE MARKS**

Trains do not stop where no time is shown.

↑—Daily except Sunday.

a—Stops on signal to receive passengers.

b—Stops on signal to discharge revenue passengers from Fort Wayne or west, and to receive Ann Arbor revenue passengers for Detroit or beyond.

d—Regular stop to discharge passengers.

e—Stops on signal to receive revenue passengers for

Detroit.

f—Flag stop.

n—Stops on signal to discharge passengers from stations

East of Ft. Wayne.

q—Stops on signal to receive revenue passengers for Ft. Wayne and beyond.





**ST. LOUIS, DES MOINES AND MINNEAPOLIS**

READ DOWN				READ UP	
	11 Daily	Mls.	Table 9	14-18 Daily	
	PM			AM	
	7 30	.0	Lv St. Louis	7 30	Ar
	7 44	5.6	Lv Delmar Station	7 06	Ar
	11 15	147.1	Ar Moberly, 7, 10, 11	3 25	Lv
	11 25	147.1	Lv Moberly, 7, 10, 11	3 05	Ar
	a11 37	154.4	" Cairo	a 2 52	Lv
	a11 46	159.8	" Jacksonville	a 2 41	Lv
	a11 53	162.9	" Exello	a 2 35	Lv
	12 05	170.4	" Macon	a 2 20	Lv
	a12 15	176.1	" Axtell	a 2 05	Lv
	a12 26	182.2	" Atlanta	a 1 52	Lv
	12 42	190.9	" La Plata	a 1 37	Lv
	a12 54	197.9	" Millard	a 1 22	Lv
	f 1 07	205.1	" Kirksville	f 1 07	Lv
	f 1 21	212.6	" Sublette	f	Lv
	a 1 28	215.7	" Green Top	a12 51	Lv
	f 1 37	220.0	" Queen City	f 12 44	Lv
	f 1 47	224.5	" Julesburg	f	Lv
	a 1 53	229.0	" Glenwood	a12 30	Lv
	a 1 56	230.1	" Greenwood Junction	a12 27	Lv
	a 2 07	235.3	Lv Coatesville, Mo.	a12 18	Ar
	2 22	243.1	Ar Moulton, Iowa	12 05	Lv
	† 9 15	243.1	Lv Moulton	† 3 00	Ar
	9 37	250.3	" West Grove	2 30	Lv
	9 55	257.3	" Bloomfield Junction	2 00	Lv
	10 05	257.8	" Bloomfield	1 57	Lv
	10 20	263.0	" Belknap	1 37	Lv
	f10 35	268.9	Lv Carbon	f 1 17	Ar
	11 35	278.6	Ar Ottumwa	12 45	Lv
	AM			PM	
	j 2 24	243.1	Lv Moulton	12 03	Ar
	p 2 38	251.6	" Udell	e11 50	Lv
		256.1	" Hiattsville	e11 40	Lv
		260.3	" Moravia	ed1133	Lv
		266.7	Lv Selection	e11 23	Lv
		271.3	Ar Albia	11 15	Lv
		271.3	Lv Albia	11 15	Lv
	a 3 47	281.7	" Lovilla	d10 52	Lv
	a 3 52	284.0	" Hamilton		Lv
	a 3 57	286.6	" Bussey	d10 43	Lv
	a 4 09	291.9	" Tracy	d10 31	Lv
	a 4 16	295.5	" Harvey	d10 22	Lv
	a 4 26	300.5	" Howell	d10 11	Lv
	a 4 36	305.4	" Fifield		Lv
	a 4 42	308.4	" Cordova	d 9 58	Lv
	a 4 50	312.1	" Dunreath	d 9 52	Lv
	a 5 02	317.6	" Percy	d 9 43	Lv
	a 5 16	324.0	" Runnells	d 9 33	Lv
		328.4	Lv Adelphi		Lv
		339.9	Ar Des Moines	9 00	Lv
	† 7 05	339.9	Lv Des Moines (M. & St. L.)	† 8 30	Ar
	f10 15	428.1	Ar Fort Dodge	f 5 20	Lv
	* 4 20	271.8	Lv Albia	* 11 15	Ar
	* 5 05	295.3	" Oskaloosa	" 10 25	Ar
	6 13	327.1	" Grinnell	" 9 24	Ar
	6 55	352.7	" Marshalltown	" 8 40	Ar
	7 57	380.6	" Eldora	" 7 39	Ar
	8 31	395.8	" Ackley	" 7 09	Ar
	9 04	411.7	" Hampton	" 6 35	Ar
	* 10 05	440.5	" Mason City	" 5 35	Ar
	* 11 15	447.4	" Albert Lea	" 4 25	Ar
	† 2 20	447.4	Lv Albert Lea	† 1 20	Ar
	† 3 14	508.8	Lv Waseca	† 12 23	Ar
	8 15	573.8	Ar Rochester (C. & N.W.)	8 30	Lv
	† 5 45	584.6	Ar Minneapolis (M. & St. L.)	† 10 00	Lv
			(Great Nor. Union Sta.)		Lv
	PM			AM	

**REFERENCE MARKS**

- †—Daily, except Sunday.
- \*—Daily.
- a—Stops on signal to receive and discharge revenue passengers.
- b—Stops on signal to discharge revenue passengers from St. Louis and to receive revenue passengers for Omaha.
- c—Stops on signal to discharge revenue passengers from west of Albia.
- d—Stops on signal to discharge revenue passengers from Des Moines or to receive revenue passengers for stations east of Albia.
- f—Flag stop.
- g—Stops on signal to discharge revenue passengers from Omaha and to receive revenue passengers for St. Louis.
- h—Stops on signal to discharge revenue passengers from west of Stanberry.
- j—Stops on signal to receive revenue passengers for Des Moines.
- p—Stops on signal to discharge revenue passengers from points east and west of Moberly and to receive revenue passengers for Des Moines.

Numbers opposite stations refer to tables showing connecting trains.

**ST. LOUIS, OMAHA AND PACIFIC COAST POINTS**

READ DOWN				READ UP			
	23-3 Daily	11 Daily	Mls.	Table 10	14 Daily	2-22 Daily	
	AM	PM			AM	PM	
	9 10	7 30	.0	Lv St. Louis	8 08	5 30	
	9 24	7 44	5.6	Lv Delmar Station	7 45	5 10	
	12 43	11 20	147.1	Lv Moberly, 7, 9, 11	4 35	1 54	
	1 35	12 11	186.1	Ar Brunswick, 7, 11	3 40	12 58	
	1 40	12 12	186.1	Lv Brunswick, 7, 11	3 38	12 01	
	1 54	194.1	" Triplett	Lv	11 42	11 34	
	2 01	198.0	" Whitham	"	11 22	11 11	
	2 16	205.5	" Sumner	"	11 03	10 53	
	2 25	210.9	" Fountain Grove	"	10 43	10 23	
	2 32	214.6	" Bedford	"	10 14	10 06	
	2 40	219.8	" Norville	"	9 48	9 36	
	2 47	225.0	" Chilllicothe	"	9 15	9 02	
	2 53	233.8	" Sampsel	"	8 59	8 47	
	3 09	238.1	" Lock Springs	"	8 29	8 24	
	3 17	241.9	" Carlow	"	8 13	8 09	
	3 25	245.9	" Gallatin	"	7 55	7 50	
	3 41	250.2	" Pattonburg	"	7 35	7 20	
	3 57	256.9	" McFall	"	7 15	7 02	
	4 16	266.4	" Whitten	"	6 59	6 47	
	4 36	273.5	" Evona	"	6 29	6 24	
	4 45	279.0	" Darlington	"	6 08	6 03	
	5 02	282.5	" McCurry	"	5 48	5 43	
	5 09	287.8	Lv Stanberry	Lv	5 28	5 23	
	5 25	294.3	Ar Stanberry	Lv	5 08	5 03	
	5 28	294.3	" Clyde	Lv	4 50	4 45	
	5 45	302.8	" Conception	"	4 30	4 25	
	5 50	304.1	" Bedison	"	4 15	4 10	
	6 02	309.9	" Maryville	"	4 00	3 55	
	6 23	318.1	" Wilcox	"	3 45	3 40	
	6 23	324.4	" Burlington Jct.	"	3 30	3 25	
	PM	4 37	331.3	" Dawsonville	"	3 15	3 10
	a 4 50	333.5	" Elmo, Mo.	"	3 00	2 55	
	a 5 08	337.4	" Blanchard, Iowa	"	2 45	2 40	
	a 5 23	344.7	" Coin	"	2 30	2 25	
	a 5 33	350.1	" Bingham	"	2 15	2 10	
	6 00	357.6	" Shenandoah	"	2 00	1 55	
	a 6 20	362.6	" Summit	"	1 45	1 40	
	a 6 34	367.3	" Imogene	"	1 30	1 25	
	a 6 48	373.7	" Solomon	"	1 15	1 10	
	a 7 03	378.3	" Strahan	"	1 00	9 49	
	a 7 13	381.0	" White Cloud	"	8 42	8 30	
	a 7 30	385.1	" Malvern	"	8 15	8 00	
	a 7 43	393.1	" Silver City	"	7 50	7 35	
	a 8 03	397.4	" Mineola	"	7 25	7 10	
	a 8 15	401.2	" Dumfries	"	7 00	6 45	
		406.3	" Neoga	"	6 35	6 20	
		408.9	" East Switch	"	6 10	5 55	
	7 55	410.8	Lv Council Bluffs, Iowa	Lv	5 40	5 25	
	8 15	413.6	Ar Omaha, Neb.	Lv	5 15	5 00	
	7 35	2197.6	Ar Portland (U.P.Sys.)	Lv	4 50	4 35	
	1 04		Ar Tacoma	Lv	4 20	4 05	
	1 20		Ar Seattle	Lv	3 50	3 35	
	9 30	1440.6	Ar Salt Lake City	"	3 20	3 05	
	8 30	2223.6	Ar Los Angeles	Lv	2 50	2 35	
	8 32	2185.6	Ar San Francisco (So. Pac)	Lv	2 20	2 05	
	AM				PM		

**Facts About the Railroads**

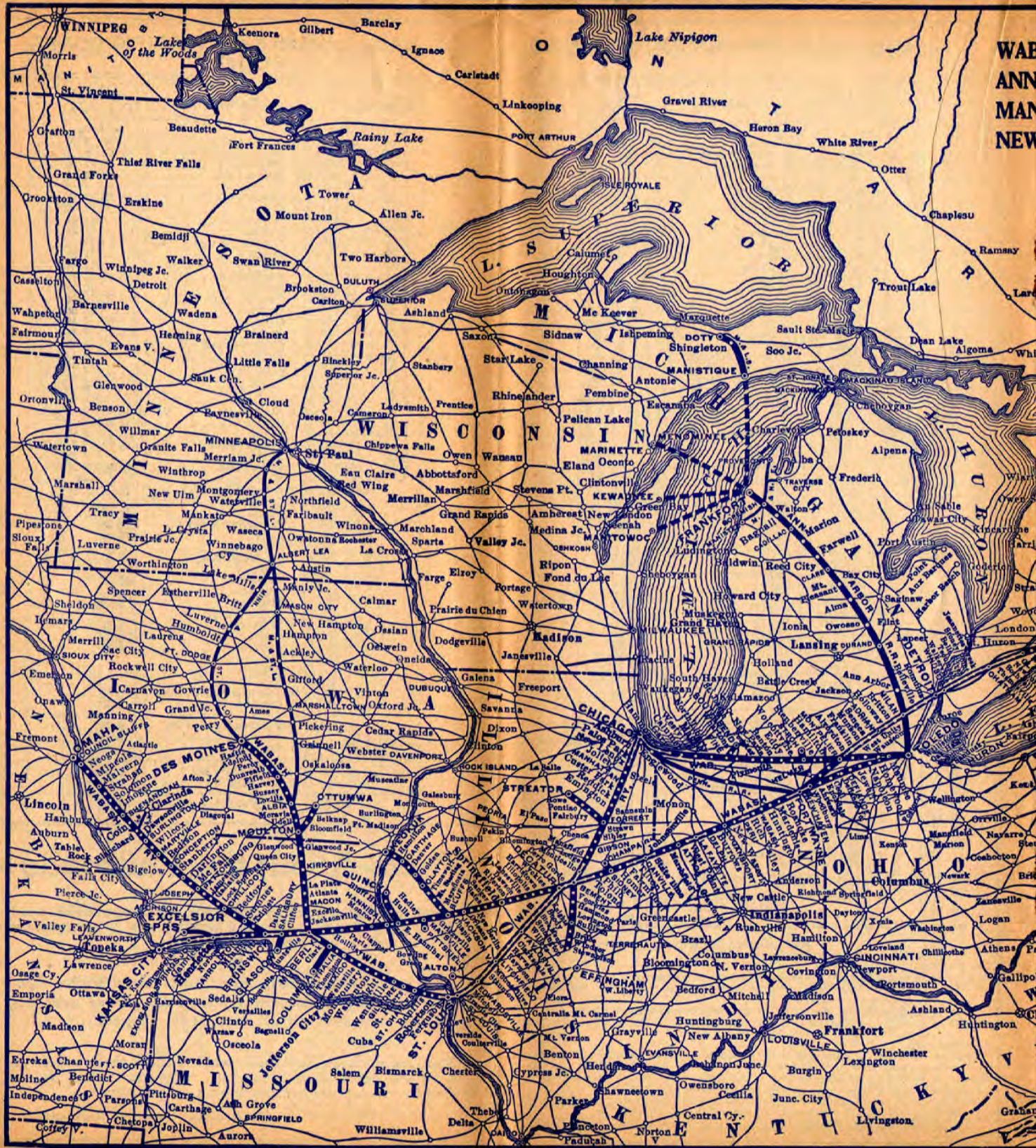
Large quantities of roses and other cut flowers are shipped from Pacific Coast to Atlantic Coast cities in refrigerator cars attached to fast passenger trains.

More than 1,250,000 carloads of fresh meats, fruits, vegetables, and other perishable products are moved annually in refrigerator cars from all parts of the country.

Steel rails which have been welded more than a mile in length are being used by certain railroads in the United States in order to determine their practicability.

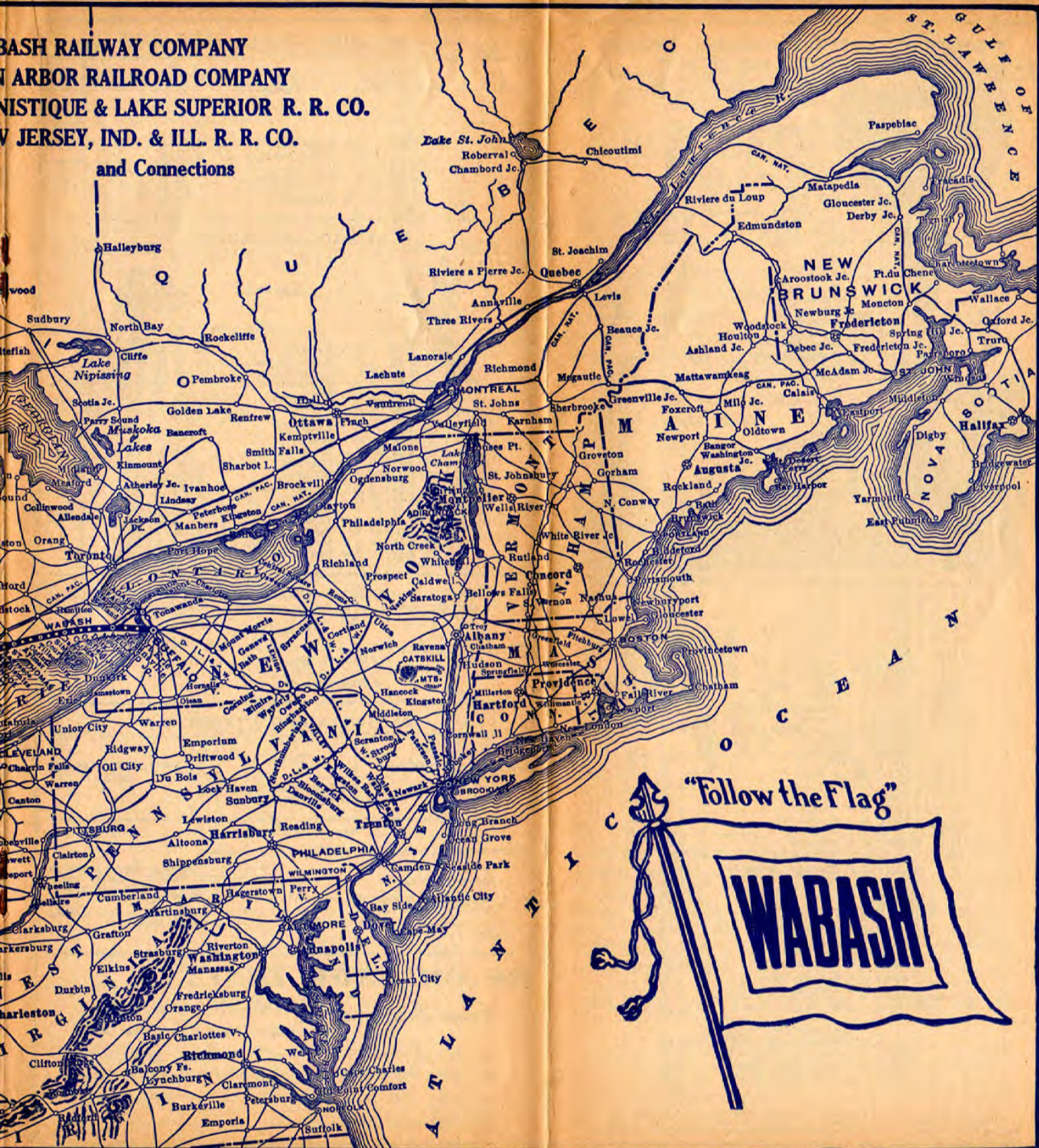
—Association of American Railroads

WAB  
ANN  
MAN  
NEW



WABASH RAILWAY COMPANY  
LAKESHORE RAILROAD COMPANY  
MICHIGAN & LAKE SUPERIOR R. R. CO.  
NEW JERSEY, IND. & ILL. R. R. CO.

and Connections



# ALL PRINCIPAL TRAINS ARE AIR-CONDITIONED

## KANSAS CITY, MOBERLY, HANNIBAL, KEOKUK, DECATUR, TOLEDO AND DETROIT

READ DOWN				READ UP			
		22-2	Mls.	Table 11	3-23		
		Daily			Daily		
		AM		<b>CENTRAL STANDARD TIME</b>	PM		
		11 00	0	Lv Kansas City, 7	Ar 3 40		
		12 28	68.3	Lv Carrollton, 7	Lv 2 05		
		12 58	92.0	Lv Brunswick, 7, 10	Lv 1 35		
		1 54	131.0	Ar Moberly, 7, 9, 10	Lv 12 43		
		2 00	131.0	Lv Moberly, 7, 9, 10	Ar 12 20		
		2 14	138.9	" Evansville	Lv		
		2 24	144.3	" Madison	Lv 11 50		
		2 35	149.0	" Holliday	all 44		
		2 53	156.8	" Paris	Lv 11 30		
		3 02	161.2	" Goss			
		3 12	166.5	" Stoutsville	r11 09		
		170.1		" Clapper			
		3 34	178.4	" Monroe City	r10 51		
		182.1		" Hassard			
		185.5		" Huntington	r10 40		
		188.5		" Rensselaer	r10 35		
		4 10	198.6	Lv Outer Depot	10 20		
		4 22	200.7	Lv Hannibal, Mo.	10 05		
		4 22	200.7	Ar Hannibal, Mo.	10 05		
		4 31	202.3	" East Hannibal, Ill.	Lv 9 52		
		4 34	204.1	" Aladdin			
		4 43	210.7	" Hulls	9 38		
		4 47	213.5	" Kinderhook	9 31		
		4 58	220.6	" Magner	9 18		
		5 12	227.8	" Barry	9 02		
		5 19	231.7	Lv New Salem	f 8 52		
		5 24	234.3	Lv Maysville	Ar 8 45		
		5 24	234.3	Lv Maysville	Ar 8 45		
		5 35	237.7	Ar Griggsville	Lv 8 38		
				Ar Pittsfield	Lv		
		72	5 35	Lv Griggsville	Ar 8 38	73	7 30
		Frt.	5 45	" Valley City	Ar 8 25	Frt.	7 15
		Ex.	5 53	" Naples	f 8 17	Ex.	f 7 03
		Sun.	6 00	Ar Bluffs, 13	Lv 8 10	Sun.	6 40
		AM		Lv Keokuk, 13	Ar 1 30	AM	
		AM	75.8	Lv Bluffs	Ar 8 15	PM	
		6 01	6 00	Lv Bluffs, 13	Ar 8 10	12 15	
		f 6 18	f 6 06	Lv Neely's	r 7 58	f 12 05	
		6 30	6 13	" Chapin	" 7 50	11 55	
		f 6 40	f 6 20	" Markham	f 7 40	f 11 40	
		6 58	6 32	" Jacksonville	f 7 31	11 30	
		f 7 17	f 6 44	" Arnold	f 7 17	f 10 48	
		7 28	6 53	" Alexander	7 08	10 35	
		f 7 37	f 7 00	" Island Grove	" 7 00	10 26	
		7 43	7 05	" New Berlin	" 6 56	10 20	
		f 7 58	f 7 09	" Bates	f 6 49	f 10 10	
		8 10	f 7 14	" Curran	f 6 42	10 01	
		f 8 20	" Sanger	" 6 30	f 9 53	9 40	
		8 45	7 30	" Shops	" 6 25		
				" Springfield	" 6 25		
		f 9 11	f 7 53	" Starno	" 6 03	f 8 49	
		9 26	8 00	" Riverton	f 5 56	f 8 40	
		f 9 40	f 8 05	" Dawson	f 5 51	f 8 31	
		f 9 50	f 8 10	" Buffalo	f 5 46	f 8 22	
		10 10	f 8 19	" Llanosville	f 5 38	8 10	
		10 31	f 8 25	" Illinois	f 5 32	8 02	
		f 10 45	f 8 32	" Niantic	f 5 26	f 7 54	
		f 10 55	" Harristown	" 5 15	f 7 48	7 30	
		11 20	8 50	" Wyckles	" 5 15		
		AM	2 55	Ar Decatur, 1, 6	Ar 3 55	AM	
		7 20	5 13	Ar Chicago (Dearborn Sta.)	Lv 11 50		
		9 35	3 40	Ar Decatur	Ar 4 55		
		11 15	4 14	" Danville, Ill., 6	Lv 3 15		
		p11 47	4 39	" Attica, Ind., 6	" 3 15		
		12 20	4 60	" La Fayette, 6	" 1 50		
		1 18	4 97	" Logansport, 6	" 12 45		
		1 50	5 13	" Peru, 6	" 12 12		
		2 38	5 45	Lv Huntington, 6	" 11 21		
		3 10	5 69	Ar Ft. Wayne, Ind. 2, 3, 4, 5, 6	Lv 10 37		
		7 00	6 64	Lv Toledo, Ohio (C.T.)	Lv 7 15		
		8 00	6 64	Ar Toledo, Ohio (E.T.)	Lv 8 15		
		3 30	5 69	Lv Ft. Wayne, Ind.	Ar 10 20		
		5 38	6 19	<b>EASTERN STANDARD TIME</b>			
		6 25	6 57	Lv Montpelier, Ohio, 2, 3, 6, 19	10 26		
		7 50	7 16	Lv Adrian, Mich., 2, 3, 6	9 41		
		6 50	7 16	Ar DETROIT, MICH. (Un. Sta.) (E.T.)	8 30		
		AM		Ar DETROIT, MICH. (Un. Sta.) (E.S.T.)	7 30		

## SALISBURY AND GLASGOW

READ DOWN				READ UP			
		31	Mls.	Table 12	30		
		Mixed			Mixed		
		Mon.			Mon.		
		Wed.			Wed.		
		Fri.			Fri.		
		AM			AM		
		8 30	0	Lv Salisbury, 7	Ar 11 40		
		8 50	5.5	" Shannondale	Lv 11 21		
		f 8 55	6.5	" Oil City	" f11 19		
		9 05	8.8	" Forest Green	" 11 14		
		f 9 20	12.9	Lv Lewis Mill	f11 04		
		9 30	15.1	Ar Glasgow	Lv 11 00		
		AM			AM		

## KEOKUK AND BLUFFS

READ DOWN				READ UP				
		76	Mls.	Table 13	3	77		
		Frt.			Mixed	Frt.		
		Daily			Daily	Daily		
		Ex.			Ex.	Ex.		
		Sun.			Sun.	Sun.		
		& Tue.						
		AM			PM			
		12 01	2 30	Lv Keokuk	Ar 1 30	6 45		
		12 11	2 40	" Hamilton	Lv 12 32	6 35		
		12 31	3 05	" Elvaston	" 12 22	6 10		
		f 12 46	3 25	" Carthage	" 11 57	f 5 50		
		f 1 06	f 3 40	" Bentley	" 11 33	f 5 27		
		f 1 21	f 3 53	" Denver	" 11 23	f 5 10		
		f 1 36	4 06	" Bowen	" 11 10	f 4 50		
		f 1 53	f 4 20	" Chatton	" 10 51	f 4 30		
		f 2 03	4 29	" Golden	" 10 42	4 15		
		f 2 12	4 39	Lv Blacks	" 10 30	4 01		
		f 2 24	4 50	Ar Clayton	" 10 19	3 50		
		f 2 40	f 5 03	" Timewell	" 10 03	f 3 32		
		2 58	5 20	" Mount Sterling	" 9 47	f 3 16		
		f 3 07	f 5 29	" Hersman	" 9 19	f 3 07		
		f 3 19	f 5 39	" Gilbirds	" 8 59	f 2 40		
		f 3 35	5 49	" Versailles	" 8 47	f 2 10		
		f 3 50	f 6 04	" Perry Springs	" 8 35	f 1 55		
		4 10	6 20	Lv Meredosia	" 8 15	1 30		
		4 35	6 50	Ar Bluffs, 11	" 8 15			
		AM	PM		AM	AM		

## QUINCY AND HANNIBAL

FREIGHT SERVICE ONLY		Table 14		FREIGHT SERVICE ONLY	
		Lv Quincy, Ill.	Ar		
		" East Hannibal	Lv		
		Ar Hannibal, Mo.	Lv		

## MAYSVILLE AND PITTSFIELD

FREIGHT SERVICE ONLY		Mls.	Table 15		FREIGHT SERVICE ONLY	
		0	Lv Maysville	Ar		
		6.2	Ar Pittsfield	Lv		

### REFERENCE MARKS

- Trains do not stop where no time is shown.
- Daily.
- †—Daily except Sunday.
- Taxicab service is operated between Pittsfield and Griggsville.
- Stops on signal to receive revenue passengers.
- f—Flag stop.
- p—Stops on signal to discharge revenue passengers from St. Louis or beyond and to receive revenue passengers for Toledo, Detroit and beyond.
- r—Stops on signal to receive and discharge revenue passengers.

## DO YOU KNOW THAT . . .

**Your Automobile** can travel by Wabash on passenger tickets to many points. This means a substantial saving in usual transportation charges, and is a great convenience to Wabash patrons. Ask your ticket agent or any Wabash representative for particulars.

NOTE—For local schedules between Decatur and Chicago, see Table 1; between Decatur and Detroit, see Table 6. Between Fort Wayne and Toledo, see Tables 4 and 5. Between Moberly and Kansas City, see Table 7.

BRANCH LINES—Continued

READ DOWN		BEMENT AND STEWARDSON		READ UP	
	71 Frt. Ex. Sun.	Mls.	Table 16	70 Frt. Ex. Sun.	
	AM			PM	
	8 30	.0	Lv Bement, 1, 6	Ar	2 00
	9 00	8.5	" Hammond	Lv	1 20
	9 20	14.7	" Lovington	"	1 05
	9 45	22.8	" Sullivan	"	12 50
	10 20	34.4	" Windsor	"	12 20
	10 40	40.6	" Strasburg	"	12 00
	11 00	46.9	" Stewardson	"	11 40
	AM			AM	

Nos. 70 and 71 will stop on signal at Voorhies, Lantton, Cushman, Bruce and Kirk.

READ DOWN		SIDNEY AND CHAMPAIGN		READ UP	
	33 Mixed ExSun	31 Mixed ExSun	Table 17	30 Mixed ExSun	32 Mixed ExSun
	AM	AM		AM	AM
	10 15	7 30	Lv Sidney, 6	Ar	7 15
	f 10 25	f 7 41	" Deer's	Lv	f 6 55
	f 10 35	f 7 51	" Mira	"	f 6 40
	10 52	8 07	Lv Urbana, 6	Lv	6 25
	11 05	8 20	Ar Champaign, 6	Lv	6 00

READ DOWN		FORREST AND STREATOR		READ UP	
	72 Frt. ExSun	Mls.	Table 18	73 Frt. ExSun	
	AM			PM	
	10 30	.0	Lv Forrest, 1	Ar	9 10
	10 45	5.6	" Fairbury	Lv	8 40
	f 11 05	11.0	" Lodemia	f	8 20
	11 12	12.8	" McDowell	"	8 15
	11 40	16.8	" Pontiac	"	8 00
	12 00	21.3	" Rowe	"	7 30
	12 20	26.3	" Cornell	"	7 10
	12 45	31.2	Lv Manville	Lv	6 50
	1 30	36.9	Ar Streator	Lv	6 30

NOTE—All trains will stop on signal at Champaign, Pontiac Jct. and Dimmick.

READ DOWN		GARY AND MONTPELIER		READ UP	
	52 Mixed Ex. Sun.	Mls.	Table 19	51 Mixed Ex. Sun.	
	AM			PM	
	6 00	.0	Lv Gary, Ind. (C.S.T.)	Ar	2 30
	f 6 05	1.9	" Aetna	Lv	f 2 05
	f 6 12	4.5	" Calumet	f	f 1 59
	f 6 23	11.1	" Crocker	"	f 1 47
	f 6 39	18.7	" Morris	f	f 1 31
	f 6 54	24.4	" Westville	"	f 1 10
	f 7 10	32.0	" Magee	f	f 12 49
	f 7 18	34.2	" Kingsbury	f	f 12 44
	f 7 34	41.2	" Dillon	f	f 12 29
	f 7 50	48.6	" North Liberty	"	f 12 13
	f 8 04	54.2	" Pine	f	f 11 53
	8 10	56.7	" Lakeville	"	11 44
	8 33	62.4	" Wyatt	"	11 28
	8 51	70.3	" Wakarusa	"	11 09
	9 03	74.9	" Foraker	"	11 00
	9 14	80.1	" New Paris	"	10 50
	9 26	83.5	" Benton	"	10 34
	f	87.5	" Millersburg	"	"
	f	95.5	" Topeka	"	9 50
	f 10 07	100.8	" Eddy	f	f 9 32
	10 15	104.8	" Wolcottville	"	9 18
	f 10 31	109.7	" South Millford	"	9 02
	10 43	115.1	" Helmer, 20	"	8 42
	10 56	120.1	" Ashley-Hudson	"	8 30
	f	122.8	" Steubenville	"	f
	11 16	128.3	" Hamilton, Ind.	"	8 08
	12 46	136.2	Lv Edon, Ohio (E.S.T.)	"	8 49
	1 45	144.5	Ar Montpelier, Ohio 2, 3, 6, 10	Lv	8 30

NOTE—Nos. 51 and 52 stop on signal at Millersburg and Steubenville

READ DOWN		HELMER AND STROH		READ UP	
	Mls.	Table 20			
Service Irregular	.0	Lv Helmer	Ar	Service Irregular	
	4.6	Ar Stroh	Lv		

REFERENCE MARKS

f—Flag stop

Numbers opposite stations refer to tables showing connecting trains.

A Signal that says—

PROCEED  
with  
CAUTION

The steady march of railroad progress is vital to agriculture, industry and the Nation . . . . It cannot continue if railroads are burdened with laws and regulations increasing their costs of operation or handicapping them in competition for business.

SAFETY  
FIRST  
—friendliness too

ASSOCIATION OF AMERICAN RAILROADS

EASY, FAST and SAFE

Like railway travel, nation-wide Railway Express shipping service is convenient and dependable all the way. Packages are picked up and delivered by motor truck in all cities and principal towns without extra charge. They are forwarded at passenger train speed, and sureness is made doubly sure by two receipts—one to the shipper, another to Railway Express on delivery. For service and information, phone your nearest Railway Express office.

RAILWAY EXPRESS AGENCY  
INCORPORATED

NATION-WIDE SERVICE

SPECIAL SERVICE—Without extra charge, you can phone a Western Union messenger to pick up your Railway Express packages, or you can leave them at any Western Union Office.



### Table of Sleeping Car Rates

(Effective only when through cars are operated between points where fares are quoted, which fares apply in either direction, unless otherwise noted.)

Between	Parlor Car Seat Fare	Lower Berth	Upper Berth	* Compartment	▲ Drawing Room	Between	Parlor Car Seat Fare	Lower Berth	Upper Berth	* Compartment	▲ Drawing Room
<b>Chicago, Ill., and:</b>						<b>Mexico, Mo., and:</b>					
Dallas, Tex.	\$ .75	\$7.00	\$5.60		\$25.00	Danville, Ill.	\$ .75	\$ 2.50	\$ 2.00	\$ .75	\$ .75
Decatur, Ill.	1.00	2.50	2.00		9.00	Denver, Colo.		5.75	4.60	16.50	21.00
Detroit, Mich.		2.50	2.00		9.00	Des Moines, Iowa		2.50	2.00		
Ft. Worth, Tex.		7.00	5.60		25.00	Detroit, Mich.		3.75	3.00		14.00
Galveston, Tex.		8.50	6.80		30.00	Kansas City, Mo.	75	2.00	1.60	6.00	7.00
Hot Springs, Ark.		5.00	4.00		18.00	Los Angeles, Cal.		14.50	11.60	41.00	51.00
Houston, Tex.		8.25	6.60		29.00	Omaha, Neb.		2.50	2.00		9.00
Little Rock, Ark.		4.25	3.40		15.00	St. Louis, Mo.	50				
St. Louis, Mo.	1.00	2.50	2.00		9.00	Salt Lake City, Utah		9.75	7.80	27.50	35.00
San Antonio, Tex.		9.00	7.20		32.00	San Francisco, Cal.		14.50	11.60	41.00	51.00
Texarkana, Ark.		5.75	4.60		21.00						
<b>Des Moines, Iowa, and:</b>						<b>Moberly, Mo., and:</b>					
Galveston, Tex.		8.50	6.80		30.00	Danville, Ill.		2.50	2.00		
Houston, Tex.		8.25	6.60		29.00	Decatur, Ill.		2.50	2.00		
Mexico, Mo.		2.50	2.00		9.00	Denver, Colo.		5.50	4.40	15.50	20.00
Moberly, Mo.		2.50	2.00		9.00	Des Moines, Iowa		2.50	2.00		9.00
St. Louis, Mo.		2.50	2.00		9.00	Detroit, Mich.		4.25	3.40		15.00
San Antonio, Tex.		8.50	6.80		30.00	El Paso, Tex.		8.50	6.80		
<b>Detroit, Mich., and:</b>						Kansas City, Mo.	65	2.00	1.60	6.00	7.00
Atlanta, Ga.		5.50	4.40		20.00	Los Angeles, Cal.		14.25	11.40	40.00	50.00
Chicago, Ill.	1.00	2.50	2.00		9.00	Omaha, Neb.		2.50	2.00		9.00
Cincinnati, Ohio		2.50	2.00		9.00	St. Louis, Mo.	50	2.00	1.60	6.00	7.00
Danville, Ill.	1.50	2.50	2.00		9.00	Salt Lake City, Utah		9.50	7.60	27.00	34.00
Decatur, Ill.	1.85	2.75	2.20		10.00	San Francisco, Cal.		14.25	11.40	40.00	50.00
Evansville, Ind.		3.75	3.00		14.00						
Jacksonville, Fla.		8.00	6.40		28.00	<b>Omaha, Neb., and:</b>					
Kansas City, Mo.		5.00	4.00		18.00	Mexico, Mo.		2.50	2.00		9.00
Knoxville, Tenn.		4.25	3.40		15.00	Moberly, Mo.		2.50	2.00		9.00
Macon, Ga.		6.00	4.80		21.00	St. Louis, Mo.		3.00	2.40		11.00
Sarasota, Fla.		10.00	8.00		35.00						
St. Louis, Mo.	2.00	3.00	2.40		11.00	<b>St. Louis, Mo., and:</b>					
St. Petersburg, Fla.		9.75	7.80		35.00	Chicago, Ill.	1.00	2.50	2.00		9.00
Tampa, Fla.		9.75	7.80		35.00	Danville, Ill.	95	2.50	2.00		9.00
<b>Ft. Wayne, Ind., and:</b>						Decatur, Ill.	60	2.00	1.60		7.00
Danville, Ill.	.80	2.00	1.60		7.00	Denver, Colo.		6.75	5.40	19.00	24.00
Decatur, Ill.	1.15	2.50	2.00		9.00	Des Moines, Iowa		2.50	2.00	7.00	9.00
Detroit, Mich.	.70	2.00	1.60		7.00	Detroit, Mich.	2.00	3.00	2.40		11.00
Kansas City, Mo.		4.25	3.40		15.00	El Paso, Tex.		9.00	7.20		32.00
St. Louis, Mo.	1.50	2.50	2.00		9.00	Kansas City, Mo.	1.00	2.50	2.00	7.00	9.00
<b>Kansas City, Mo., and:</b>						Los Angeles, Cal.		15.00	12.00	42.00	53.00
Danville, Ill.		3.00	2.40			Mexico, Mo.	50				
Decatur, Ill.		2.50	2.00		9.00	Moberly, Mo.	50	2.00	1.60	6.00	7.00
Detroit, Mich.		5.00	4.00		18.00	Omaha, Neb.		3.00	2.40		11.00
Mexico, Mo.	.75	2.00	1.60	6.00	7.00	Phoenix, Ariz.		12.50	10.00	35.00	44.00
St. Louis, Mo.	1.00	2.50	2.00	7.00	9.00	Salt Lake City, Utah		10.25	8.20	29.00	36.00
Toledo, Ohio		5.00	4.00		18.00	San Francisco, Cal.		15.00	12.00	42.00	53.00
<b>LaFayette, Ind., and:</b>						Toledo, Ohio		3.00	2.40		11.00
Danville, Ill.	.50					<b>Toledo, Ohio, and:</b>					
Decatur, Ill.	.60					Danville, Ill.		2.50	2.00		9.00
Detroit, Mich.	1.25	2.50	2.00		9.00	Decatur, Ill.		2.50	2.00		9.00
Kansas City, Mo.		3.00	2.40		11.00	Kansas City, Mo.		5.00	4.00		18.00
St. Louis, Mo.	1.20	2.50	2.00		9.00	St. Louis, Mo.		3.00	2.40		11.00
Toledo, Ohio		2.25	1.80		8.00						

▲ Lower berth rate in local cars, including privilege of additional occupancy at terminal, is \$2.50, upper \$2.00, drawing room \$9.00; in through cars without additional occupancy lower berth rate is \$2.00, upper \$1.60, drawing room \$7.00.

**NIGHT—Service**

Minimum number of Adult railroad tickets required for occupancy of Pullman accommodations, Section, including Single Occupancy Section, or Over-Night Section, also Single or Double Bedroom, one ticket; Compartment one and one-tenth tickets; Drawing Room one and one-fourth tickets, except (with a few exceptions) to destinations in the Southeast, Compartment one and one-half tickets and Drawing Room two tickets.

**DAY—Service**

Drawing Rooms in Parlor Cars will be charged for at the rate of three (3) Seats, with an additional seat fare for each passenger in excess of three (3) not to exceed the rate for a Drawing Room in Sleeping Cars, when used for night service between the same points.

Drawing Rooms in Sleeping Cars, when used for DAY Service, will be charged for at the rate of four (4) Seats, with an additional seat fare for each passenger in excess of four (4), not to exceed the rate for a Drawing Room when used for NIGHT service between the same points.

Compartments, when used for DAY service, will be charged for at the rate of three (3) Seats, with an additional seat fare for each passenger in excess of three (3), not to exceed the rate for a Compartment when used for NIGHT service between the same points.

Charge for children occupying space in sleeping or parlor cars: For a child five years of age and under twelve, one-half adult railroad ticket will be required, in addition to the charge for berth, or seat accommodations furnished. Where one or more children under five years of age, accom-

\*Fares shown apply for two (2) or more persons. Charge for single occupancy of Compartment (Night berth service) will be two (2) times lower berth rate.

▲Fares shown apply for two (2) or more persons. Charge for single occupancy of Drawing Room (Night berth service) will be approximately two and one-half (2½) times the lower berth rate.

panied by parent or guardian, occupy berth or seat space, one-half adult railroad ticket will be required, in addition to the charge for Pullman accommodation furnished, except no charge will be made if the space occupied is in the same section as that occupied by the parent or guardian.

The Pullman Company charge for a Single Occupancy Section, in which the Lower Berth only is made down, and which may be occupied by an adult and child under twelve years of age, or two children under twelve years of age, is the sum of the Lower Berth and one-half of the Upper Berth fares. For a Double Occupancy Section, in which the Lower Berth only is made down, the sum of the Lower Berth and three-fourths of the Upper Berth fares. For occupancy of both Lower and Upper Berths by two or more passengers, the sum of the Lower and Upper Berth fares. For occupancy of a Single or Double Bedroom, by one passenger, the sum of the lower and Upper Berth fares. For occupancy of a Single or Double Bedroom, by two passengers, two Lower Berth fares. For an Over-Night Section, which may be purchased enroute by through Lower Berth passenger for over-night use from 9:00 P. M. to 8:00 A. M., Lower Berth fare, plus \$1.20, if occupied by one passenger, and Lower Berth fare, plus \$1.80, if occupied by two passengers.

The Pullman berth and seat fares shown above, which are taken from the tariffs of The Pullman Company, are subject to change without notice. In republishing Pullman fares in this folder, the Wabash Railway Company does so solely as a matter of information and accepts no responsibility as to the correctness of such charges.

# TERMINAL CONNECTIONS

## CONNECTIONS AT CHICAGO

Atchison, Topeka & Santa Fe Ry. Dearborn Station, Dearborn and Polk Sts.	lv Chicago (C.T.)	10.20	11.35	9.45	12.01	8.45	7.15
	Ar Kansas City	12.01	12.01	9.30	10.15	10.00	2.17
	Ar Denver (M.T.)	7.10	9.40	8.00	EX-	tra	5.00
	Ar Williams	8.45	10.20	8.15	tra	8.15	Fare
	Ar Grand Canyon	8.20	12.20	8.00	12.48	7.00	9.00
Chicago, Burlington & Quincy R.R. Union Station, Canal and Adams Sts.	lv Chicago (C.T.)	10.30	10.10	9.00	11.00	11.15	11.30
	Ar St. Paul	9.10	7.10	8.15	8.30		2.30
	Ar Minneapolis	9.55	7.55	9.05	9.20		3.00
	Ar Omaha	10.25				3.35	6.00
	Ar Denver (M.T.)	11.45				8.00	7.35
Chicago Great Western R.R. Grand Central Station, Harrison and Wells Sts.	lv Chicago (C.T.)	8.30	10.30				
	Ar Dubuque	12.48	4.35				
	Ar Rochester	7.00					
	Ar St. Paul	8.15	6.55				
	Ar Minneapolis	8.50	6.55				
Chicago, Milwaukee, St. Paul and Pacific R.R. Union Station, Canal St. and Jackson Blvd.	lv Chicago (C.T.)	2.00	10.00	1.00	6.30	10.15	11.15
	Ar Milwaukee	4.00	11.45	2.17	8.15	11.55	1.00
	Ar St. Paul	1.45	7.15	3.30	11.30	7.30	3.30
	Ar Minneapolis	2.30	7.50	8.00	9.05	9.00	9.10
	Ar Butte (M.T.)					12.12	9.20
Chicago, Rock Island & Pacific Ry. La Salle St. Station, La Salle and Van Buren Sts.	lv Chicago (C.T.)	2.00	10.00	1.00	6.30	10.15	11.15
	Ar Milwaukee	3.50	11.35	2.45	9.25	11.55	1.00
	Ar St. Paul	1.45	7.15	3.30	11.30	7.30	3.30
	Ar Minneapolis	2.30	7.50	8.00	9.05	9.00	9.10
	Ar Butte (M.T.)					12.12	9.20
Chicago North Shore & Milwaukee R.R. Adams St. and Wabash Ave.	lv Chicago (C.T.)	10.00	9.05	9.15	10.55	7.30	9.15
	Ar Omaha	10.00				8.25	12.45
	Ar Fort Worth						6.15
	Ar Dallas						12.25
	Ar Houston						6.15
Grand Trunk-Canadian National Ry. Dearborn Station, Dearborn and Polk Streets	lv Chicago (C.T.)	8.15	7.00	8.00	11.15		
	Ar South Bend	10.20	12.00	10.00	1.41		
	Ar Battle Creek	12.59	2.25	12.25	4.20		
	Ar Lansing (E.T.)	2.10	3.20	1.25	5.35		
	Ar Flint	3.20	4.30	2.40	7.20		
Ill. Central R.R. Central Station, Roosevelt Rd. (12th St.) and Michigan Ave.	lv Chicago (C.T.)	11.45	9.05	6.15	8.00	10.00	10.15
	Ar Dubuque	5.33	2.45	10.49			
	Ar Omaha	4.15		8.00			
	Ar St. Louis			10.00			
	Ar Sioux Falls			10.00			
Michigan Central R.R. Central Station, Michigan Ave. and Roosevelt Rd. (12th St.)	lv Chicago (C.T.)	8.15	10.10	11.05	8.00	10.00	10.15
	Ar Grand Rapids (E.T.)			10.45			5.50
	Ar Lansing (E.T.)			7.25	2.30		
	Ar Saginaw (E.T.)			9.30	4.35		
	Ar Bay City (E.T.)			10.00	5.15		

## CONNECTIONS AT CHICAGO - Continued

Minnesota, St. Paul & Sault Ste. Marie Ry. Grand Central Station, Harrison and Wells Sts.	lv Chicago (C.T.)	12.20	5.15	5.15			
	Ar Oshkosh	6.57	10.40	10.40			
	Ar St. Paul	4.15	7.35		1.50		
	Ar Minneapolis	4.55	8.20		1.15		
	Ar Duluth			8.10	6.10		
New York, Cent. R.R. La Salle St. Station	lv Chicago	8.30	9.50	11.00	2.45	2.30	3.45
	Ar Cleveland	5.43	5.15	7.15			2.00
	Ar Buffalo	9.57	9.20	10.50	12.41		7.05
	Ar Rochester	3.27	1.00	12.05			5.30
	Ar Albany	3.27	3.20	4.25	5.56	4.56	10.00
Pennsylvania R.R. Union Station	lv Chicago	9.30	9.10	10.11	00.11	00.11	00.11
	Ar Pittsburgh	8.20	10.44	9.20	9.20	10.50	12.26
	Ar Har'burg	2.38	3.54	3.23	4.23	4.08	5.34
	Ar Baltimore		6.56		6.56		8.02
	Ar Canal St.		7.50		7.50		8.50
Pere Marquette Ry. Grand Central Station, Harrison and Wells Sts.	lv Chicago (C.T.)	11.20	4.40	11.30			
	Ar Muskegon (E.T.)		11.40	7.30			
	Ar Grand Rapids (E.T.)		4.55	10.05	6.45		
	Ar Traverse City (E.T.)		9.45	11.35	3.00		
	Ar New York					9.30	10.00

## CONNECTIONS AT DES MOINES

Chicago Great Western R.R. Union Station	lv Des Moines	11.20	7.00				
	Ar Marshalltown	12.58	8.53				
	Ar Waterloo	2.30	10.32				
	Ar Oelwein	3.15	11.25				
	Ar Rochester	7.00	3.30				
Chicago, Milwaukee, St. Paul and Pacific R.R. Union Station	lv Des Moines	7.10	6.30				
	Ar Herndon	9.32	8.20				
	Ar Jefferson	9.59	8.45				
	Ar Rockwell City	11.03	9.45				
	Ar Storm Lake	1.11	1.45				
Chicago, Rock Island & Pacific Ry. 5th and Vine Sts.	lv Des Moines	7.00	11.50	2.01			
	Ar Mason City	10.10	3.00	3.55			
	Ar Mayo	10.30	2.00	6.45			
	Ar St. Paul	2.00	6.59	6.45			
	Ar Minneapolis	2.50	7.00	7.20			
Minneapolis and St. Louis R.R. 5th and Vine Sts.	lv Des Moines	7.05	8.00				
	Ar Ft. Dodge	10.15	11.05				
	Ar Albert Lea	2.00	2.55				
	Ar Minneapolis	7.35	6.35				

## CONNECTIONS AT DETROIT

Baltimore & Ohio R.R. Union Station	lv Detroit (E.T.)	5.15	11.00				
	Ar Washington	8.30	7.45				
	Ar Philadelphia	11.40	8.45				
	Ar New York (42nd St.)	2.10					
Canadian Pacific Ry. Michigan Central Terminal	lv Detroit (E.T.)	3.00	4.45	10.00			
	Ar Toronto	10.10	7.45	10.00			
	Ar Ottawa	5.15	7.45	10.00			
	Ar Montreal	5.15	7.45	10.30			
	Ar Quebec	11.00	1.10	6.45			
Grand Trunk-Canadian National Ry. Grand Trunk Depot, Foot and Brush Sts.	lv Detroit (E.T.)	11.45	1.00	4.00	9.40		
	Ar London (C.N.R.)	3.20	4.35	6.50	12.15		
	Ar Toronto	7.00	8.20	10.00	3.25		
	Ar Montreal	5.15	6.30	7.45	10.30		
	Ar Quebec	10.30	1.10	6.45			
Michigan Central R.R. Michigan Central Terminal	lv Detroit (E.T.)	4.25	8.35	4.35	7.25	9.05	11.00
	Ar Saginaw (E.T.)	11.17					1.65
	Ar Bay City	11.45					2.30
	Ar Buffalo (E.T.)	9.00		2.20	9.28	11.50	2.45
	Ar Rochester	10.24		3.53	11.27	8.00	2.45
Pere Marquette Ry. Union Station, Fort and Third Sts.	lv Detroit (E.T.)	1.01	5.25	11.40			
	Ar Washington		8.50	5.05			
	Ar No. Philadelphia	5.05	7.21	3.25			
	Ar New York (E.T.)	6.50	8.55	4.55			

## CONNECTIONS AT KANSAS CITY

Atchison, Topeka & Santa Fe Ry. Union Station	lv Kansas City (C.T.)	9.30	12.01	10.15	12.01	2.17	8.00
	Ar Newton	2.00	5.40	1.40	4.25	EX-	12.10
	Ar Oklahoma City				12.10	tra	5.15
	Ar Fort Worth					Fare	10.25
	Ar Galveston						6.25
Chicago, Burlington & Quincy R.R. Union Station	lv Kansas City (C.T.)	8.15	8.15	8.15			
	Ar Billings (M.T.)		10.40				
	Ar Seattle (P.T.)		7.35				
	Ar Portland		7.35				
	Ar Denver (M.T.)		6.00		11.45		

\* Streamliner City of San Francisco (extra fare) leaves Chicago on 5, 11, 17, 23 and 29th day of each month. X—Special Service Charge on this train. M.T.—Mountain Time  
 \* Streamliner City of Los Angeles (extra fare) leaves Chicago on 6, 12, 18, 24 and last day of each month. Y—Sunday only. C.T.—Central Time.  
 \* Streamliner City of Portland (no extra fare) leaves Chicago on 4, 10, 16, 22 and 28th day of each month. E—10.50 P.M. Ex. Sat. & Sun. 11.30 P.M. Sun. only. P.T.—Pacific Time.  
 \* Extra fare. Leaves Kansas City and Albuquerque Wednesdays only, arrives Los Angeles Thursdays only. E—Daily except Sunday. —Daily. —Daily. —Flag stop.  
 \* Lv. Chicago Tuesdays only. —On Sundays arrives 11:05 A.M. —Daily except Saturday. —Daily. —Daily. —Flag stop.  
 \* Lv. Fare. Leaves Chicago on 2nd, 8th, 14th, 20th and 26th day of each month. Q—Coach passengers arrive 10:35 A.M. —Sundays only. —Sundays and Holidays only.

# TERMINAL CONNECTIONS

## CONNECTIONS AT KANSAS CITY—Continued

<b>Chicago, Rock Island &amp; Pacific Ry. Union Station.</b>	lv Kansas City (C.T.)	*11 57	*9 45	*9 55	*1 48	*8 35			
	lv Topeka	1 25	11 10	11 20	3 10	10 05			
	lv Fort Worth				7 25	4 45			
	lv Dallas				12 25	9 10			
	lv Houston								
	lv El Paso	11 35	8 00	8 35					
	lv Phoenix (M.T.)	11 15	8 15	8 40					
<b>Kansas City Southern Ry. Union Station.</b>	lv Los Angeles (P.T.)	9 40							
	lv San Diego	4 30	8 45	8 45					
	lv San Francisco		6 00	6 00					
	lv Kansas City (C.T.)	*10 00							
	lv Joplin	2 50							
<b>Missouri-Kansas-Texas Lines Union Station.</b>	lv Parsons	8 30	*4 45	*10 10					
	lv Oklahoma City	6 10		7 30					
	lv Muskogee	2 40	11 30	4 55					
	lv Denison	6 40	3 50	9 05					
	lv Wichita Falls			1 30					
	lv Dallas	9 55	6 45	1 15					
	lv Fort Worth	9 45	6 40	12 30					
	lv Waco	1 25	11 50	3 25					
	lv Austin	4 30	2 28	6 45					
	lv San Antonio	7 00	4 30	9 00					
<b>Missouri Pacific R. R. Union Station.</b>	lv Houston	7 45	6 15						
	lv Kansas City (C.T.)	*10 00		*8 15	*10 45	5 00			
	lv Osawatomie	11 20	9 20			6 45			
	lv Independence	2 32	12 11			10 27			
	lv Coffeyville	2 27	12 40			11 00			
<b>St. Louis-San Francisco Ry. Union Station.</b>	lv Wichita	7 00				11 20			
	lv Carthage			12 05	5 00				
	lv Joplin			12 45	5 45				
	lv Kansas City (C.T.)	7 00	*8 20	*10 58					
	lv Memphis	7 30	9 10						
<b>Union Pacific R. R. Union Station.</b>	lv Birmingham	2 59	6 50						
	lv Pensacola	6 05							
	lv Jacksonville (E.T.)								
	lv Joplin (C.T.)		12 42	5 58					
	lv Tulsa		3 59	12 59					
<b>Chicago, Burlington &amp; Quincy R. R. Burlington Depot, Tenth &amp; Mason Sts.</b>	lv Omaha (C.T.)	*1 20	*4 15	*11 00		*1 20			
	lv Deadwood (M.T.)				9 25				
	lv Billings	5 10			10 40				
	lv Seattle (P.T.)				8 00				
	lv Denver		6 00	11 45		8 30			
	<b>Chicago &amp; North Western Ry. Union Station, Tenth &amp; Marcy Sts.</b>	lv Omaha (C.T.)	*8 35	*4 45	*6 40	*9 15			
		lv Sioux City	11 45		10 30	12 20			
		lv Fremont		*6 15					
		lv Lander		† 6 20					
		lv Hot Springs		† 9 45					
	<b>Union Pacific R. R. Union Station, Tenth &amp; Marcy Sts.</b>	lv Omaha (C.T.)	*11 00	*10 25	*10 45	*10 25	*4 25		
		lv Grand Island	1 55	1 23	1 50	1 23	8 50		
		lv Denver (M.T.)	11 45				7 35		
lv Green River		7 10	3 45	4 35	4 10	7 00			
lv Butte		10 00							
lv Portland (P.T.)		9 40							
lv Tacoma		5 00			1 04				
lv Seattle		6 45			2 20				
lv Ogden (M.T.)		11 50	8 10	9 05					
lv Salt Lake City		1 10	9 30						
lv Los Angeles (P.T.)	9 45	8 30							
lv San Francisco	9 32		8 32						

## CONNECTIONS AT OMAHA

<b>Chicago, Burlington &amp; Quincy R. R. Burlington Depot, Tenth &amp; Mason Sts.</b>	lv Omaha (C.T.)	*8 35	*4 45	*6 40	*9 15			
	lv Sloux City	11 45		10 30	12 20			
	lv Fremont		*6 15					
	lv Lander		† 6 20					
	lv Hot Springs		† 9 45					
<b>Union Pacific R. R. Union Station, Tenth &amp; Marcy Sts.</b>	lv Omaha (C.T.)	*11 00	*10 25	*10 45	*10 25	*4 25		
	lv Grand Island	1 55	1 23	1 50	1 23	8 50		
	lv Denver (M.T.)	11 45				7 35		
	lv Green River	7 10	3 45	4 35	4 10	7 00		
	lv Butte	10 00						
	lv Portland (P.T.)	9 40						
	lv Tacoma	5 00			1 04			
	lv Seattle	6 45			2 20			
	lv Ogden (M.T.)	11 50	8 10	9 05				
	lv Salt Lake City	1 10	9 30					
lv Los Angeles (P.T.)	9 45	8 30						
lv San Francisco	9 32		8 32					

## CONNECTIONS AT ST. LOUIS

<b>Baltimore &amp; Ohio R. R. Union Station.</b>	lv St. Louis (C.T.)	9 30	12 50	11 28				
	lv Louisville	4 55	9 15	6 55				
	lv Cincinnati (E.T.)	5 55	9 30	8 05				
	lv Pittsburgh	5 20	8 45					
	lv Washington	7 50	13 25	11 40				
	lv Baltimore	6 56	12 29	1 00				
	lv Philadelphia (E.T.)	10 41	2 23	4 03				
<b>Big Four, Chesapeake and Ohio Lines Union Station</b>	lv New York (E.T.) (42nd St.)	1 10	4 55	7 23				
	lv St. Louis (C.T.)	*9 25	*12 00					
	lv Cincinnati (E.T.)	5 20	8 55					
	lv White Sulphur Spgs., Va.	2 00						
	lv Hot Springs, Va.		† 8 00					
<b>St. Louis Southwestern Ry. Union Station.</b>	lv Richmond, Va.	8 35	1 00					
	lv Washington, D. C.	8 30	12 45					
	lv Norfolk, Va.	11 30	4 30					
	lv Norfolk, Va.							

## CONNECTIONS AT ST. LOUIS—Continued

<b>Cleveland, Cincinnati, Chicago &amp; St. Louis Ry. Union Station.</b>	lv St. Louis (C.T.)	*9 25	*12 00	*6 00	*11 32			
	lv Indianapolis	1 50	4 45	10 45	4 15			
	lv Cincinnati (E.T.)	5 20	8 55		7 55			
	lv Cleveland	8 25	11 30	5 35	11 45			
	lv New York	8 20	11 40	5 50	4 45			
	lv Boston	11 10	1 55	8 25				
	lv Washington	8 30	12 45					
<b>Illinois Central R. R. Union Station.</b>	lv Norfolk	11 30	4 30					
	lv St. Louis (C.T.)	*8 10	*1 00	*11 30	*4 45	*11 30		
	lv Memphis	6 20	10 15	7 15	12 10			
	lv Birmingham	8 00	9 15	7 50	9 00			
	lv Jacksonville (E.T.)			4 15	6 15			
<b>Louisville &amp; Nashville R. R. Union Station.</b>	lv St. Louis (C.T.)	*8 15	*4 00	*9 35	*10 50			
	lv Evansville	12 50	8 20	2 15	2 45			
	lv Louisville	4 55			7 05			
	lv Nashville	5 40	1 05	7 45	10 25			
	lv Atlanta		8 20	6 00	6 00			
	lv Jacksonville (E.T.)		8 55	6 30	6 30			
	lv Miami (E.T.)		7 00	4 00	4 00			
	lv Birmingham (C.T.)		5 30	7 30	3 05			
	lv Pensacola			2 55	6 00			
	lv Mobile			3 10	3 45			
lv New Orleans			7 40	7 45				
<b>Missouri-Kansas-Texas Lines Union Station.</b>	lv St. Louis (C.T.)	*1 30	*5 30	*6 30	*11 55			
	lv Parsons				11 15			
	lv Oklahoma City				6 10			
	lv Muskogee	11 50	3 20	5 20	2 40			
	lv McAlester	1 35	6 59	4 20				
<b>Missouri Pacific R. R. Union Station.</b>	lv Dallas	6 45	9 30	12 15	9 45			
	lv Fort Worth	6 40	9 30	12 30	9 55			
	lv Waco		11 50	3 25	1 25			
	lv Austin		2 28	6 45	4 30			
	lv San Antonio		4 30	9 00	7 00			
	lv Houston		6 15		7 45			
	lv Galveston				9 45			
	lv Brownsville (So. Pac.)		8 00					
	lv St. Louis (C.T.)	*11 59	*9 00	*5 15	*1 30	*4 10		
	lv Sedalia	4 25	12 45		9 25	5 05	7 45	
<b>Mobile &amp; Ohio R. R. Union Station.</b>	lv Joplin	9 25						
	lv Wichita				7 00			
	lv St. Louis (C.T.)	*8 15	*6 30	*5 30	*10 50	*2 00	*2 00	
	lv Memphis				7 25			
	lv Little Rock	5 20	2 35	1 20	7 55	10 20	10 45	
	lv Hot Springs	9 20			10 10		12 35	
	lv New Orleans	7 00	5 15	4 30				
	lv Texarkana	10 25	6 30	4 30	12 45	1 05	2 30	
	lv Dallas	5 20	12 15	9 30		7 05	6 30	
	lv Fort Worth	6 35	1 15	10 15		7 55	9 45	
<b>Southern Railway Union Station.</b>	lv El Paso (M.T.)		6 30			4 30		
	lv Palestine (C.T.)				9 00		9 40	
	lv Beaumont						8 55	6 00
	lv Houston				12 45			9 15
	lv Galveston				2 30			9 15
	lv San Antonio				4 30			7 00
	lv Laredo				8 50			1 15
	lv Mexico City				7 35			8 05
	lv St. Louis (C.T.)	*8 50	*10 00					
	lv East St. Louis							
<b>Pennsylvania R. R. Union Station.</b>	lv Cairo	1 38	3 39					
	lv Jackson	5 05	6 05					
	lv Mobile		4 55					
	lv Montgomery		4 35					
	lv St. Louis (C.T.)	*9 20	*12 00	*3 00	*6 00	*12 30		
lv Terre Haute	12 27	3 01	6 50	9 11	4 21			
lv Indianapolis	5 50	4 21	8 22	10 45	6 30			
lv Dayton (E.T.)			12 30	2 35	9 45			
lv Columbus	6 34	8 55	2 00	4 00	11 30			
lv Pittsburgh	10 44	1 09	6 55	8 25	4 40			
lv Washington	7 50	9 40	5 05	5 05				
lv Philadelphia	6 05	8 21	3 26	4 03	5 05			
lv New York (E.T.)	7 40	9 50	4 55	5 40	6 50			
<b>St. Louis-San Francisco Ry. Union Station.</b>	lv St. Louis (C.T.)	*8 45	*11 30					
	lv Louisville	5 50	10 15					
	lv Knoxville	5 45	4 00					
	lv Asheville	9 45	8 15					
	lv Chattanooga	5 50	4 10					
lv Atlanta (C.T.)	10 00	8 20						
<b>St. Louis Southwestern Ry. Union Station.</b>	lv							

## TERMINAL CONNECTIONS

### CONNECTIONS AT TOLEDO

Ann Arbor R. R. Ann Arbor Station, Cherry St.	Lv Toledo (E.T.)	7 25							
	Ar Milan (E.T.)	8 20							
	" Ann Arbor (E.T.)	8 48							
	Ar Frankfort (E.T.)	10 47							
Baltimore & Ohio R. R. Union Station,	Lv Toledo (E.T.)	* 1 00	* 6 55						
	Ar Washington	7 45	8 30						
	Ar Philadelphia	8 45	11 40						
Cleveland, Cincinnati, Chicago & St. Louis Ry. Union Station	Lv Toledo (E.T.)	* 1 40	* 1 15						
	Ar Springfield	4 58	4 06						
	" Dayton	5 55	4 42						
	Ar Cincinnati	7 20	5 55						
Chesapeake & Ohio Ry. Union Station	Lv Toledo (E.T.)	* 9 50	* 7 10						
	" Marion	11 57	9 00						
	Ar Columbus	1 15	10 05						
New York Central R. R. Union Station.	Lv Toledo (E.T.)	* 11 50	* 6 25	* 9 45	* 3 10	* 5 00	* 9 50		
	Ar Sandusky		8 00	10 40	4 09	5 51	10 45		
	Cleveland	1 59	9 50	12 08	5 43	7 15	12 15		
	" Buffalo	5 37		4 45	9 57	10 50	4 07		
	" New York	3 30		4 45	7 30	7 40	1 55		
	Ar Boston (E.T.)	5 25		6 30	10 45				
	Lv Toledo (E.T.)	* 3 30	* 3 05	* 7 30					
	Ar Columbus	* 7 15	6 15	11 00					
	Ar Charleston	* 3 45		9 50					

See reference notes \* and † on pages 33 and 34.

### TRANSCONTINENTAL & WESTERN AIR, INC., SERVICE

READ DOWN			Daily Schedule (Except as Noted)			HEAD UP		
7 30	3 50	12 01	Lv NEW YORK (Newark)	Ar	6 00	10 40	5 37	
8 11	3 44	10 35	" PHILADELPHIA (Camden)	Ar	8 06		5 42	
10 10	6 15	2 31	" PITTSBURGH	"	3 59	8 36	3 35	
11 30	7 35	3 58	" COLUMBUS (E.T.)	"	2 45		2 21	
12 24	8 03	4 32	Lv INDIANAPOLIS (C.T.)	Ar	12 23		11 36	
1 59	9 38	6 07	Lv ST. LOUIS	Lv	10 57		10 19	
2 09	9 48	6 17	Lv KANSAS CITY	Lv	10 45		10 09	
3 44	11 23	7 52	Lv KANSAS CITY	Lv	9 20	3 05	3 35	
4 05	11 50	8 20	Lv KANSAS CITY	Ar	8 58	2 50	8 00	
5 21		9 36	Ar WICHITA	Lv	7 48		6 50	
7 29		11 44	" AMARILLO (C.T.)	"	5 54		4 56	
8 29	3 40	12 44	" ALBUQUERQUE (M.T.)	"	3 03	9 38	2 05	
		2 22	" WINSLOW	"	1 30			
			" GRAND CANYON	"				
11 43	7 06	4 36	Ar LOS ANGELES (Burbank)	Lv	9 15	4 30	9 00	

\*Meal stop. \*\*Meals aloft. †—Daily except Mondays.  
 C.T.—Central Time. E.T.—Eastern Time. M.T.—Mountain Time.  
 P.T.—Pacific Time. ‡—Flies over Grand Canyon and Boulder Dam.  
 †—Flight 15 to Philadelphia. †—Flag stop to discharge revenue passengers.  
 A.M. time is indicated by light-face type. P.M. time is indicated by bold-face type.

## AMERICAN REFRIGERATOR TRANSIT COMPANY



The Emblem of Preservation

GENERAL OFFICES, ST. LOUIS, MO.

### DISTRICT OFFICES

ALAMOSA, COLO.  
 BOSTON, MASS.  
 CHICAGO, ILL.  
 DALLAS, TEX.  
 DENVER, COLO.  
 DES MOINES, IA.  
 GRAND JCT., COLO.  
 KANSAS CITY, MO.  
 LITTLE ROCK, ARK.

MILWAUKEE, WIS.  
 MINNEAPOLIS, MINN.  
 MONTREAL, CAN.  
 NEW YORK, N. Y.  
 OMAHA, NEB.  
 PHILADELPHIA, PA.  
 ST. LOUIS, MO.  
 SALT LAKE CITY, UTAH  
 SAN ANTONIO, TEX.

# THE Great Wabash Bridge across the Missouri River at St. Charles

This huge structure is one of the most substantial ever built for railroad use, being capable of carrying locomotives and trains far in excess of the heavy present day tonnage. It represents the newest engineering methods of modern bridge construction.

The bridge is of steel and concrete, one and a half miles long. There are five great piers and four through truss spans over the river proper, the main channel span having a clear opening of 600 feet for river traffic, with a minimum clearance of 56 feet above high water.



Other features include trusses made of silicon-alloy steel, which is of much greater strength than ordinary steel.

The bridge is lubricated through the expansion bearings equipped with alemite fittings. The great piers rest on solid rock, being seventy feet below water level. The height from bottom of lowest pier to highest point of trusses is 243 feet.

Eighteen million pounds of steel and 26 thousand cubic yards of concrete and masonry were used. Seven miles of new track and roadbed have been built, grades reduced, curves straightened, automatic signal protection added, and the route distance shortened three-quarters of a mile.

The bridge is exclusively Wabash and carries all traffic west of St. Louis. The cost of project was more than three and a quarter million dollars.

## GENERAL INFORMATION

**NOT RESPONSIBLE**—The Wabash Railway Company does not hold itself responsible for errors in time tables, inconvenience or damage resulting from delayed trains or failure to make connections; schedules herein are subject to change without notice.

**FREIGHT TRAINS**—The Wabash Railway Company does not wish to carry passengers upon way-freight trains, and does so only as an accommodation to the public. These trains cannot stop at the station platforms, and all persons who ride on them do so with the understanding that they must get on or off where the cars may chance to stop, and that they assume all inconvenience and risk in getting to or from the cars. Baggage can be checked on these trains but delivery must necessarily be made at destination wherever the train may stop. Tickets must be purchased before taking these trains. Cash fares will not be accepted for passage. Passengers should apply to agents for full particulars.

**BUY TICKETS** before boarding trains and avoid payment of extra charge.

**CHAIR CAR AND COACH TICKETS**—To avoid disturbing chair car or coach passengers traveling overnight via the Wabash Railway, by examination of their tickets by several conductors in charge of train between terminals, such tickets will be taken up by initial conductor and returned to passengers by the final conductor.

**CHILDREN** under 5 years of age free when accompanied by parent or guardian; 5 years of age and under 12, one-half fare; 12 years of age or over, full fare.

**TICKETS MUST BE USED WITHIN LIMIT**—Local one-way tickets will be honored to destination or stop-over point, within limit. Passengers holding interline tickets must reach destination not later than midnight of date punched in margin.

**STOP-OVER PRIVILEGES**—Stop-overs will be allowed without deposit of ticket on one-way tickets sold at regular one-way fare and on round-trip tickets sold at double regular one-way fare, all-year tourist, summer tourist, winter tourist, European Trans-Pacific and Around-the-World tickets at any station en route within final limit of ticket. Passenger must notify conductor before arrival at stop-over point and conductor will endorse train number, date and station name or number on ticket to show that passenger has stopped over at such point. Stop-over may be made at as many points as passenger desires, provided ticket is valid through such points, but such non-deposit stop-overs will not under any circumstances be permitted to extend the final limit of ticket. A passenger having availed of the non-deposit stop-over privilege at one or more points, must therefore resume the use of the ticket in time to reach destination before expiration of limit.

**ADJUSTMENT OF FARES**—In cases of dispute with Conductors or Agents pay the fare required, take receipt and communicate with the Passenger Traffic Manager, St. Louis, Mo.

**REDEMPTION OF TICKETS**—Tickets unused or partly used will be redeemed under tariff regulations at proper value. Apply to Agent or the General Passenger Agent, St. Louis, Mo.

**CHECK YOUR LUGGAGE**—Why not check your luggage and add to the comfort and pleasure of your journey? One or two small bags usually are ample to meet necessary requirements en route and by checking the balance of your luggage, congestion in passenger carrying equipment is avoided. Checked baggage is in safe hands; you are not required to watch it and it will be waiting for you at your destination.

**BAGGAGE**—Every effort will be made to facilitate the handling of baggage, but the railroad cannot guarantee to forward baggage on same train with owner; nor can time of arrival at destination to which checked be guaranteed. To facilitate prompt receipt of their baggage at destination passengers are advised, whenever it is possible to do so, to check it in advance in order that same may be forwarded on a preceding train.

150 pounds of baggage, not exceeding \$100.00 in value, will be checked on each whole ticket and 75 pounds, not exceeding \$50.00 in value, will be checked free on each half ticket, unless otherwise specified in selling tariff.

Passengers may declare excess value at time of checking subject to a charge of 10 cents for each additional \$100.00 or fraction thereof, but not exceeding \$2,500.00. No single piece of baggage exceeding 300 pounds in weight or 72 inches in greatest dimension or single shipment exceeding \$2,500.00 in value will be checked.

Baby cabs, bicycles, cribs, go-carts, sleds, campers outfits, invalid chairs, golf bags and certain other articles, securely fastened, are acceptable for checking in baggage service and will be included in passenger's free weight and value allowance as stipulated in tariff.

Dogs transported on passenger trains (See Note) must be checked and handled in baggage service subject to tariff rules. Minimum charge for each crated dog same as for 25 pounds excess weight charge; for each dog on leash and strongly muzzled minimum charge same as for 50 pounds excess weight charge. **Note**—Small dogs, cats or other small animals (not vicious, odoriferous or otherwise objectionable) when carried in baskets or containers, may be taken by purchasers of drawing rooms, compartments or bedrooms into the rooms they occupy. "Seeing-eye dogs" or other guide dogs, especially trained and educated for that purpose, are permitted to accompany blind persons in all classes of passenger carrying cars.

Other domestic pets, such as cats, birds, etc., in crates or cages are checkable and subject to minimum charge the same as for 25 pounds excess weight charge.

Baggage via Illini Coach Company—All baggage checked under usual rules handled on through checks between Tolono, Champaign and Urbana via Illini Coach Company without extra charge.

Baggage via Manley Bus Company—All baggage checked under usual rules handled on through checks between Henrietta and Excelsior Springs via Manley Bus Company without extra charge.

**AUTOMOBILES**—Two passengers riding on one way or round-trip first class tickets or three passengers riding on one way or round-trip intermediate class or coach tickets may have their automobile shipped in expedited freight service between same points at a cost of an additional one and one-third first class ticket to cover transportation of the automobile. Minimum charge \$54.00. Consult ticket agent for further particulars.

**HAND-BAGGAGE IN PULLMAN CARS** is restricted to what can be conveniently placed in the berth seat or other accommodations purchased by the passenger.

**LOST ARTICLES** to be inquired for of Division Superintendents or through the nearest ticket agent.

**NO RESPONSIBILITY IS ASSUMED** for unchecked articles left in stations or cars.

**TRAVELERS' BAGGAGE INSURANCE TICKETS**—The Wabash Railway has made arrangements to sell short term Baggage Insurance Tickets as well as Accident Tickets. Issued by The Travelers of Hartford. Affords you insurance protection anywhere. Cost nominal. Ask any Wabash Agent.

**THE PARMELEE COMPANY, PASSENGER AND BAGGAGE TRANSFER IN CHICAGO**—A uniformed agent of THE PARMELEE COMPANY boards all incoming trains of the Wabash Railway before arrival at terminal station. Passengers may arrange with him for transfer of themselves and their baggage to other STATIONS or LOOP HOTELS, also for the handling of their baggage to or from railway stations to any city address.

**PREPAID TRANSPORTATION**—Do you know you can arrange transportation for relatives or friends without the necessity of forwarding funds by mail or otherwise? The nearest Wabash agent will be glad to explain our prepaid transportation arrangements which will have your passenger on the way before you could forward the funds by mail. No charge for the service other than the cost of the transportation.

**AMERICAN EXPRESS TRAVELERS' CHEQUES.** It is now possible to protect the funds you carry with you on your journey by changing your cash into American Express Travelers Cheques at our larger ticket offices when you secure your ticket. The charge for these Cheques is only 75c for each \$100 purchased. If they should be lost or stolen before you have signed them the second time, the American Express refunds the amount involved.

**WESTERN UNION TELEGRAPH SERVICE—THE TIME-SAVING FACILITIES OF THE WESTERN UNION TELEGRAPH SERVICE** are at the disposal of our patrons at Wabash stations, to enable you to keep in constant touch with your home or business affairs. These offices offer you every type of telegraph service: **Telegrams, Cablegrams, Day Letters, Tourate telegrams only 35c.**

**REPRESENTATIVES OF NATIONAL TRAVELERS AID SOCIETY** are at many of the larger stations, for purposes of relief of distress and assistance of unprotected. Those in need of such service should inquire of the station force for a National Travelers Aid Society representative.

**OPTIONAL ROUTES**—For detailed information and additional routes not named below, consult your local agent, or representative or conductor of the Wabash Railway.

**FROM DETROIT TO CHICAGO**—Tickets or coupons valid via Wabash Railway from Detroit to Chicago will be honored via Ft. Wayne, Ind., thence Pennsylvania Railroad. This arrangement also applies in the opposite direction.

**VIA CHICAGO OR FT. WAYNE**—When tariffs provide that fares apply via either route, tickets reading between Bement, Ill., and stations west, and Ft. Wayne, Ind., and stations east, will be honored via Ft. Wayne Ind., direct or via Chicago, Ill., thence the Pennsylvania R. R.-Wabash or the reverse, or tickets routed from or via St. Louis, Mo., to Detroit, Mich., via Wabash Railway to Chicago, Ill., thence Pennsylvania R. R. to Ft. Wayne, Ind., and Wabash will be honored as routed or via Wabash direct line via Danville, Ill.

**TOLEDO TICKETS HONORED TO OR FROM DETROIT**—Tickets reading via Wabash Railway to or from Toledo, Ohio, will be honored to or from Detroit, Mich., upon payment of \$1.70 for first class travel or \$1.15 for coach travel to conductor in charge of train (eastbound) into Detroit or (westbound) out of Detroit.

**DETROIT TICKETS HONORED TO OR FROM TOLEDO**—Tickets (all classes) reading via Wabash Railway between Detroit, Mich. (or points east), and New Haven, Ind., or Ft. Wayne, Ind. (or points west), will be honored to or from Toledo, Ohio, according to direction of travel, without extra charge.

**VIA HANNIBAL, MO., OR ST. LOUIS, MO., TICKETS READING BETWEEN KANSAS CITY, MO., AND DECATUR, ILL., AND POINTS EAST AND NORTH (not including Chicago, Ill.)**—Unless ticket is endorsed to the contrary, tickets of Wabash Railway issue or tickets of other lines issue reading via Wabash Railway between Kansas City, Mo., and Decatur, Ill., and points east and north of (not including Chicago, Ill.) in either direction will be honored via St. Louis, Mo. or Hannibal Mo.

**VIA HANNIBAL, MO., OR ST. LOUIS, MO., TICKETS READING BETWEEN KANSAS CITY, MO., AND CHICAGO, ILL.**—Unless ticket is indorsed to the contrary tickets of Wabash Railway issue or tickets of other lines, issued reading via Wabash Railway between Kansas City Mo., and Chicago, Ill., in either direction will be honored via Hannibal, Mo., or exchanged to read via St. Louis, Mo. Ticket will be exchanged by agent at Kansas City, Mo. (Eastbound), or Chicago, Ill. (Westbound).

# Round Trip Winter Excursion Fares

AND

## ALL-YEAR TOURIST FARES

FROM	TO	Jacksonville, Fla.		St. Petersburg, Fla.		New Orleans, La.		Galveston, Tex.		San Antonio, Tex.		Brownsville, Tex.		Hot Springs, Ark.	Mexico City, Mex.	Atlantic City, N. J.
		6-Mo. Limit	18-Day Limit	6-Mo. Limit	18-Day Limit	Season Limit	30-Day Limit	Season Limit	18-Day Limit	Season Limit	18-Day Limit	Season Limit	18-Day Limit	25-Day Limit	30-Day Limit	3-Month Limit
Chicago	Ill.	\$54.25	\$49.60	\$63.10	\$57.70	\$46.90	\$42.25	\$57.75	\$49.55	\$60.75	\$52.10	\$73.90	\$63.10	\$30.15	\$90.30	
Danville	Ill.	48.40	44.40	57.25	52.50	41.80	37.65	52.95	45.20	55.85	47.75	69.20	58.75	25.80	88.55	\$49.75
Decatur	Ill.	48.30	44.35	57.15	52.45	40.50	36.45	49.25	41.90	52.20	44.45	65.30	55.45	22.50	85.25	53.45
Defiance	Ohio	52.00	48.65	62.00	57.85	52.50	49.05	64.95	57.20	67.85	59.75	81.00	70.75	37.80	100.55	
Detroit	Mich.	56.20	52.85	66.20	62.05	57.40	53.95	71.05	63.30	73.95	65.85	87.10	76.85	43.90	106.65	
Des Moines	Iowa	64.05	58.55	72.15	65.95	52.20	47.05	50.45	42.75	50.35	42.70	64.55	54.60	32.30	83.80	
Ft. Wayne	Ind.	53.10	48.65	61.20	56.05	51.00	46.65	62.35	54.60	65.25	57.15	78.40	68.15	35.20	97.95	41.95
Hannibal	Mo.	51.70	47.00	60.50	55.10			48.20	40.90	48.85	41.65	62.95	53.55		82.75	60.80
Jacksonville	Ill.	59.20	53.90	67.25	61.35	44.20	39.80			51.20	43.45	64.35	54.45		84.25	57.10
Kansas City	Mo.													25.75	82.75	
Kirksville	Mo.	57.35	52.50	65.45	59.90	45.50	41.00	46.90	39.90	46.80	39.85	61.00	51.75	26.25	80.95	
Lafayette	Ind.	50.60	47.35	60.50	56.35	44.60	40.45	55.75	48.00	58.65	50.55	72.00	61.55	28.60	91.35	47.15
Logansport	Ind.	51.80	48.55	61.80	57.75	46.85	42.25	57.95	50.20	60.85	52.75	74.00	63.75	30.80	93.55	45.85
Moberly	Mo.	54.50	49.95	62.60	57.35	42.65	38.45	45.45	38.60	45.35	38.55	59.55	50.45	23.70	79.65	
Omaha	Neb.	67.85	62.15	75.95	69.55	54.15	48.80	51.80	41.70	50.15	44.40	64.35	53.55	31.40	82.75	
St. Louis	Mo.															59.05
Springfield	Ill.	49.95	45.40	58.75	53.50			48.50	41.20	51.50	43.75	64.60	54.75		84.55	55.40
Toledo	Ohio	52.80	49.45	62.80	58.65	54.00	50.55	67.95	60.20	70.85	62.75	84.00	73.75	40.80	103.55	

To Arkansas, Florida, Louisiana and Texas. Tickets on Sale to April 30, 1938.

To Mexico City. Tickets on Sale to May 14, 1938.

To Atlantic City. Tickets on Sale Year Round.

Fares Effective October 16, 1937, except from stations in Indiana, Michigan and Ohio. Effective Date November 1, 1937.

FROM	TO	San Francisco, Cal. Los Angeles, Cal. San Diego, Cal.				Via Direct Routes	San Francisco, Cal. Via Portland or Seattle in one Direction				Portland, Ore. Seattle, Wash. Vancouver, B. C.			
		All Year Tourist		Winter Excursion			All Year Tourist		Winter Excursion		All Year Tourist		Winter Excursion	
		First Class	Intermediate Class	Coach Class	First Class		Intermediate Class	Coach Class	First Class	Intermediate Class	Coach Class	First Class	Intermediate Class	Coach Class
		★	□	◆	◆	★	□	◆	◆	★	□	◆	◆	
Chicago	Ill.	\$111.00	\$ 90.30	\$ 74.00	\$ 57.35	\$111.00	\$ 90.30	\$ 74.00	\$ 57.35	\$110.00	\$ 90.30	\$ 74.00	\$ 57.35	
Danville	Ill.	111.00	91.80	75.40	58.75	111.00	91.80	75.40	58.75	110.75	91.80	75.40	58.75	
Decatur	Ill.	106.60	90.30	74.00	57.35	110.00	90.30	74.00	57.35	110.00	90.30	74.00	57.35	
Defiance	Ohio	122.50	101.80	81.70	65.05	122.50	101.80	81.70	65.05	118.75	101.80	81.70	65.05	
Detroit	Mich.	128.10	107.40	85.40	68.75	128.10	107.40	85.40	68.75	124.35	107.40	85.40	68.75	
Des Moines	Iowa	94.60	82.95	68.09	52.80	102.95	90.30	74.00	55.59	103.20	⑧1.65	⑦6.31	⑦52.80	
Ft. Wayne	Ind.	119.90	99.20	80.00	63.35	119.90	99.20	80.00	63.35	116.15	99.20	80.00	63.35	
Hannibal	Mo.	98.05	83.95	68.80	53.30	105.85	90.30	74.00	57.35	105.85	⑧83.95	⑦68.80	⑦53.30	
Jacksonville	Ill.	102.24	88.15	73.10	56.70	107.47	90.30	74.00	57.35	107.25	88.10	73.10	56.70	
Kirksville	Mo.	95.65	82.15	67.30	52.15	102.30	90.30	74.00	57.35	102.30	⑧82.15	⑦67.30	⑦52.15	
La Fayette	Ind.	113.80	94.60	77.30	60.65	113.80	94.60	77.30	60.65	114.35	⑧94.60	⑦77.30	⑦60.65	
Logansport	Ind.	116.00	96.80	78.70	62.05	116.00	96.80	78.70	62.05	114.35	96.80	78.70	62.05	
Moberly	Mo.	94.60	81.10	66.45	51.50	103.20	89.90	73.95	56.56	103.20	⑧81.10	⑦66.45	⑦51.50	
St. Louis	Mo.	102.00	85.60	70.10	54.35	110.00	90.30	74.00	57.35	110.00	85.60	70.10	54.35	
Springfield	Ill.	104.28	89.05	73.10	56.70	107.64	90.30	74.00	57.35	107.25	80.95	73.10	56.70	
Toledo	Ohio	125.10	104.40	83.40	66.75	125.10	104.40	83.40	66.75	121.35	104.40	83.40	66.75	

★ 12-months limit.

□ 30-day limit.

◆ 6-months limit.

On Sale to May 14, 1938, incl.


First Class tickets will be honored in Coaches and Chair Cars, also in Sleeping and Parlor Cars upon payment of charge for space occupied.

Tickets of intermediate class are good in Coaches and Chair Cars, also in Tourist Sleeping Cars between points where they are operated, on payment of usual Pullman Tourist Car charges.

Tickets of Coach class are good in Coaches or Chair cars only.

⑧Fare to Vancouver, B. C.—\$85.60 First Class; \$70.10 Intermediate Class; \$54.35 Coach Class.

# The BIG FELLOW helps us all



COSTS, and therefore rates, are directly affected by the number of cars which modern locomotives can pull. The railroads' ability to meet present-day pay rolls depends on low cost operation—and the length of the modern freight trains largely determines such costs. Longer trains reduce the chance of grade crossing accidents and collisions, because the more trains you have on a track, the more chance of accidents. ¶ American railroad rates are the lowest in the world; American railroad wages the highest. For this, much of the credit must go to today's bigger locomotives and longer trains.

**SAFETY FIRST—**  
*friendliness too!*

**ASSOCIATION OF AMERICAN RAILROADS**

## Between Downtown DETROIT

Leave Union Station,  
Third and Fort Streets

12:07 Noon

4:25 Afternoon

12:15 Midnight

(Eastern Standard Time)



**4** <sup>3/4</sup>  
**HOURS**

**“Detroit Arrow”**



— and Downtown  
**CHICAGO**

Leave Union Station,  
Adams and Canal Streets

9:30 Morning

4:15 Afternoon


11:30 Midnight

(Central Standard Time)

See Pages 5 and 6, this folder, for details of service.

**WABASH RAILWAY**  
**PENNSYLVANIA RAILROAD**

# Fast



## FREE PICK-UP AND DELIVERY SERVICE

In conjunction with its fast freight service, the Wabash and its connections now afford free pick-up-and-delivery service on all less-than-carload shipments, regardless of origin or destination.

This complete handling of shipments from shipper's door at origin to consignee's door at destination is rendered in cooperation with local draymen at no additional charge above regular station-to-station freight rate, but subject to minimum rate restriction in the tariff.

Shippers or consignees who prefer to make their own drayage arrangements are entitled to an allowance of five cents per hundred pounds.

*Shipments sent C. O. D. are also handled . . . at a nominal charge. The Wabash not only renders door-to-door service, but, if desired, will collect the amount of your invoice and remit promptly to you.*

## Ship by Wabash

### High-Speed Freight Service

This fast Red Ball service is the connecting link that binds the railroads of the East and their great industrial centers with the railroads of the west and their thriving cities, bustling communities and rich agricultural sections.

Wabash Red Ball trains also serve these principal cities of the Central States, all of which are located on Wabash rails.

CHICAGO	ST. LOUIS	DETROIT
KANSAS CITY	OMAHA	TOLEDO
BUFFALO	DES MOINES	SOUTH BEND
FORT WAYNE	DECATUR	QUINCY

The Wabash is noted for its famous Red Ball service . . . fast train schedules . . . powerful, high-speed locomotives . . . modern freight equipment . . . splendid roadbed . . . heavy rails . . . high degree of efficiency.

Wabash traffic offices are maintained in 44 cities of the United States and Canada, that Wabash patrons may have the greatest degree of service. A phone call or letter, addressed to any of the offices shown on Pages 1 and 2 of this folder, will receive prompt attention.